

1-D CNN BASED ACOUSTIC SCENE CLASSIFICATION VIA REDUCING LAYER-WISE DIMENSIONALITY

Arshdeep Singh *

Research Fellow, Department of Electrical and Electronic Engineering,
University of Surrey, UK.
arshdeep.singh@surrey.ac.uk

ABSTRACT

This paper presents an alternate representation framework to commonly used time-frequency representation for acoustic scene classification (ASC). A raw audio signal is represented using a pre-trained convolutional neural network (CNN) using its various intermediate layers. The study assumes that the representations obtained from the intermediate layers lie in low-dimensions intrinsically. To obtain low-dimensional embeddings, principal component analysis is performed, and the study analyzes that only a few principal components are significant. However, the appropriate number of significant components are not known. To address this, an automatic dictionary learning framework is utilized that approximates the underlying subspace. Further, the low-dimensional embeddings are aggregated in a late-fusion manner in the ensemble framework to incorporate hierarchical information learned at various intermediate layers. The experimental evaluation is performed on publicly available DCASE 2017 and 2018 ASC datasets on a pre-trained 1-D CNN, SoundNet. Empirically, it is observed that deeper layers show more compression ratio¹ than others. At 70% compression ratio across different datasets, the performance is similar to that obtained without performing any dimensionality reduction. The proposed framework outperforms the time-frequency representation based methods.

Index Terms— Acoustic scene classification, CNN, PCA, ensemble.

1. INTRODUCTION

Acoustic scene classification (ASC) utilizes sounds produced in the physical environment to classify the underlying scene [1]. Initially, the hand-engineered features such as Mel-frequency cepstral coefficients (MFCCs) and log-mel energies inspired from speech and music recognition fields have been utilized for ASC. As hand-engineered features are not adaptive and do not generalize well, recent techniques employ learning-based approaches such as deep learning [2–5] and dictionary learning [6–8]. Typically, the learning-based frameworks use time-frequency representations of an audio signal to learn discriminative representations. The time-frequency representations involve short-time Fourier transform, which may not be sufficient to represent diverse sound activities such as slowly varying sounds (sea waves, music) and impulsive sounds (gunshot, clock tik) both at the same time. This is due to the fixed time-frequency resolution of the Fourier atoms. This study analyzes how

*The author conducted the current research partly during his PhD. The author acknowledges IIT Mandi, India for their computational resources.

¹A compression ratio is defined as a ratio of reduced dimensionality and the actual dimensionality.

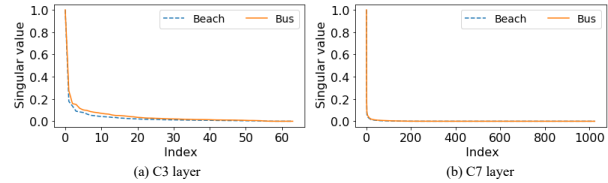


Fig. 1. Normalized singular values obtained for beach and bus acoustic scenes when representations are obtained from third convolution layer (C3) having 64 filters and seventh convolution layer (C7) having 1024 filters in SoundNet. The acoustic scene classes are taken from DCASE ASC 2017 development dataset [12]

well the representations obtained using a learned basis perform compared to commonly used time-frequency representations.

Only a few studies [5, 9, 10] apply convolution neural networks (CNNs) to learn representations from the raw audio directly. The study [10] utilizes representations obtained from various intermediate layers of a pre-trained neural network SoundNet in the ensemble framework. As large-scale networks are trained on large-scale datasets, it may be possible that the network is over-parameterized for the underlying problem due to redundancy [11].

This study also focuses on reducing dimensionality of intermediate layer representations in the ensemble framework [10]. For this, the work assumes that the responses produced by the filters in a given intermediate layer have an intrinsic low-dimension structure. This is based on the hypothesis that there is redundancy in the network [13, 14] and a subset of filters or parameters may be sufficient to represent audio signals for the underlying problem as a large-scale dataset is used to train SoundNet. Empirically, it can be seen in Figure 1 which shows that the representations in the intermediate layers result into rapid decay in their singular values. This suggests that the embeddings have a low-dimensional structure. In the context of the ensemble framework, reducing layer-wise dimensionality decreases the computational complexity during learning and inference of the layer-wise classifiers. However, the appropriate dimensionality of the embedding space is unknown.

To identify the dimensionality of the intermediate layers, a dictionary learning framework is employed, which selects the appropriate dimensionality of the embedding space by minimizing the reconstruction error and the correlation among dictionary atoms during the learning process itself.

The major contributions of this paper are summarized as follows:

- An alternate feature representation framework for ASC that

uses intermediate layers of SoundNet to commonly used time-frequency representations.

- To select the appropriate dimensionality of the embeddings in SoundNet, a dictionary learning framework is used.
- Our experiments reveal that the deeper layers show more compression ratio than other layers.

The rest of this paper is organized as follows. First, a brief overview of the ensemble framework using SoundNet is presented in Section 2. Second, the proposed framework to identify layer-wise dimensionality is described in Section 3. Next, Section 4 includes performance evaluation. Finally, the conclusion is presented in Section 5.

2. A BRIEF OVERVIEW ABOUT ENSEMBLE FRAMEWORK ON SOUNDNET

SoundNet [5] is a pre-trained one dimensional (1-D)² CNN, which is trained on a raw audio signal using a teacher-student based transfer learning framework. The architecture of SoundNet is shown in Figure 2. Different intermediate layers of SoundNet represent different sound-related concepts. For example, the middle layer (fifth convolution layer) represents concepts such as music-tone like, babycry like, tapping like, etc. The seventh convolution layer represents high-level concepts such as music like, voice like, etc. The convolution layer consists of “p-conv” and “conv” layers. Here, conv represents convolutional layer with ReLU activation, and p-conv layer represents the convolution layer without ReLU activation.

In [10], an ensemble framework is proposed to incorporate various features learned at different intermediate layers of SoundNet. The feature maps from a given intermediate layer are transformed into aggregated representations (fixed-length feature vector) by applying a global sum pooling operation. An illustration to obtain aggregated representations from l^{th} intermediate layer is shown in Figure 3. Next, a classifier is learned for each intermediate layer independently. Finally, the probability scores from each classifier are aggregated to compute the ultimate classification scores.

This paper utilizes the ensemble framework [10] and aims to reduce the dimensionality of intermediate layer features without degrading the performance.

3. PROPOSED METHODOLOGY

Consider a 1-D CNN having L -layers with indexes $\in \{1, 2, \dots, l, \dots, L\}$ ³. Let there be n_l number of feature maps, each of length s_l in the l^{th} layer. Let \mathbf{X}_l of size $(n_l \times s_l)$ denotes the feature map matrix, produced by stacking all the feature maps in the l^{th} layer. Let there are C acoustic scene classes, and M_c denotes the number of acoustic examples in a c^{th} class. Let M represents a total number of acoustic examples in all classes.

Let $\mathbf{H}_l \in \mathbb{R}^{n_l \times 1}$ denotes the aggregated intermediate representation obtained in the l^{th} layer by performing a global sum pooling operation across feature maps on \mathbf{X}_l .

Let $\mathbf{Y}_c \in \mathbb{R}^{n_l \times M_c}$ denotes a c^{th} class-specific data matrix obtained by stacking aggregated intermediate representations of the c^{th} class examples in the l^{th} layer. Let a data matrix $\mathbf{Y}_l = [\mathbf{Y}_1, \mathbf{Y}_2, \dots, \mathbf{Y}_c, \dots, \mathbf{Y}_C] \in \mathbb{R}^{n_l \times M}$, is obtained by stacking the class-specific data matrices of all classes.

²Feature maps and filters are 1-D.

³This method can be extended to other CNNs (2-D) as well.

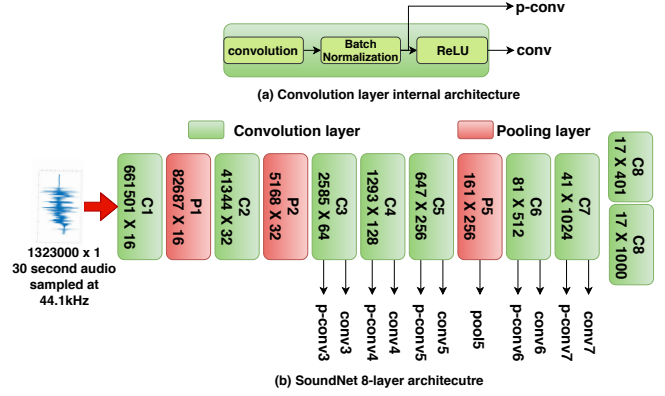


Fig. 2. SoundNet architecture [5]. (a) convolution layer architecture, *conv* denotes the output of convolution layer output and *p-conv* denotes the output of batch normalization layer. (b) 8-layer architecture with CX and PX as X^{th} convolution and pooling layers respectively.

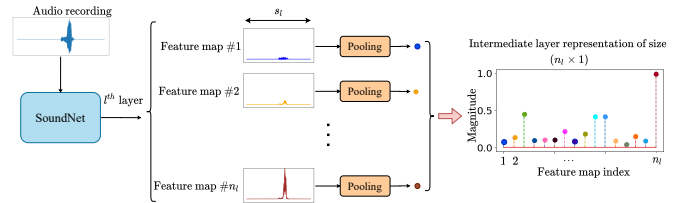


Fig. 3. An illustration of aggregated representation obtained from l^{th} intermediate layer of SoundNet. Here n_l represents number of feature maps each having s_l length.

3.1. Obtaining low-dimensional embeddings

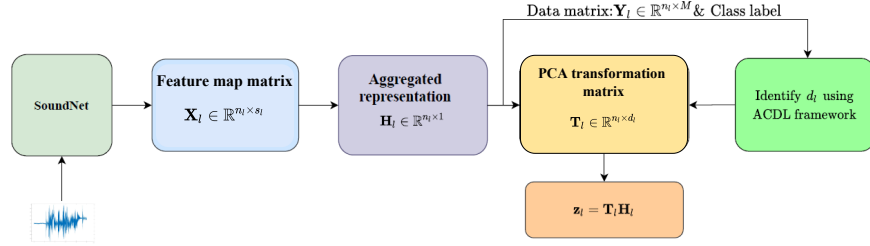
Given $\mathbf{Y}_l \in \mathbb{R}^{n_l \times M}$, our aim is to compute embeddings $\mathbf{Z}_l = \mathbf{T}_1 \mathbf{Y}_l, \in \mathbb{R}^{d_l \times M}$ using a transformation $\mathbf{T}_1 \in \mathbb{R}^{d_l \times n_l}$ with $d_l \ll n_l$ for l^{th} layer.

To obtain $\mathbf{T}_1 : \mathbb{R}^{n_l} \rightarrow \mathbb{R}^{d_l}$, principal component analysis (PCA) is performed on \mathbf{Y}_l . Here, d_l is a hyper-parameter and commonly it is chosen as the number of significant singular values that represents a given variance of the underlying data. However, it may result into overestimation of dimensionality as the discriminative information is not accounted for computing low-dimensional representations. This study proposes to utilize a dictionary learning framework to identify d_l .

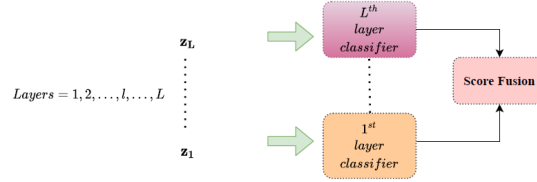
3.2. Obtaining layer-wise optimal dimensions (d_l) using ACDL

An automatic compact dictionary learning (ACDL) [15] method is employed to obtain the dimensionality of the embedding space in the l^{th} layer. The ACDL-method gives a compact dictionary by optimizing the objective function as given in Equation 1. The optimization process jointly minimizes reconstruction error, classification loss and eliminates redundant atoms in the dictionary. The number of optimal dictionary atoms (\mathbf{A}^*) thus obtained is chosen as the dimensionality of the embedding space.

$$[\mathbf{A}^*, \mathbf{W}^*] = \arg \min_{\mathbf{A}, \mathbf{W}} \|\mathbf{Y} - \mathbf{A}\mathcal{F}(\mathbf{A}, \mathbf{W})\mathbf{Z}\|_F^2 + \gamma \|\mathbf{G} - \mathbf{W}\mathcal{F}(\mathbf{A}, \mathbf{W})\mathbf{Z}\|_F^2 + \lambda \|\mathbf{Z}\|_1 \quad \text{s.t. } \mathbf{Z} \geq 0, \sum \mathbf{z}_i = 1 \quad (1)$$



(a) Obtaining l^{th} layer embeddings for an audio input.



(b) Ensemble classifier

Fig. 4. An overall proposed framework is shown. (a) The procedure to obtain embeddings for an acoustic signal from l^{th} layer of SoundNet. (b) The ensemble framework is shown which utilizes embeddings from various intermediate layers. Here z_l denotes the one of the columns of \mathbf{Z}_l .

$$\mathcal{F}(\mathbf{A}, \mathbf{W})_{jj} = \begin{cases} \mathcal{F}(\mathbf{A}, \mathbf{W})_{jj}, & \mathbf{a}_j = 0, \mathbf{a}_j \in \mathbf{A}_c \\ 0, & \frac{\min_k \|\mathbf{a}_j - \mathbf{a}_k\|_2}{\max_{p,q} \|\mathbf{a}_p - \mathbf{a}_q\|_2} < \tau \\ & \text{and } \mathbf{w}_j \ln \mathbf{w}_j < \mathbf{w}_k \ln \mathbf{w}_k \\ & \mathbf{w}_j, \mathbf{w}_k \in \mathbf{W}_c \\ & \mathbf{a}_* \in \mathbf{A}_c, \mathbf{a}_* \neq 0 \\ & \text{or } \mathcal{F}(\mathbf{A}, \mathbf{W})_{jj} = 0 \\ 1, & \text{otherwise} \end{cases} \quad (2)$$

In Equation 1, the first term represents reconstruction error, the second term denotes the classification loss, and \mathbf{Z} denotes the non-negative convex coefficients. \mathbf{G} represents class-information of each column in \mathbf{Y} in the form of a one-hot encoding vector, and \mathbf{A} denotes a dictionary and \mathbf{W} is a weight matrix. \mathbf{A}^* and \mathbf{W}^* represents optimal dictionary and the weight matrix respectively obtained after optimization process. λ and γ are the regularizers. $\tau \in [0, 1]$ denotes a threshold to eliminate similar atoms. An alternate-minimization procedure is applied to obtain the optimal dictionary. The redundant elements are eliminated by using an indicator function $\mathcal{F}(\mathbf{A}, \mathbf{W})$ as given in Equation 2. The indicator function removes highly correlated dictionary atoms as measured in Euclidean distance, which shows less discrimination as measured in entropy. The \mathbf{A}_c and \mathbf{W}_c are equivalent to \mathbf{A} and \mathbf{W} respectively, but the redundant atoms that do not belong to the c^{th} class are set to zero.

Ensemble framework: After obtaining embeddings from intermediate layers, a classifier is trained for each of the intermediate layers. An ensemble framework combines the probabilities scores from each of the classifiers in a later-fusion manner. The overall proposed framework is shown in Figure 4.

4. PERFORMANCE EVALUATION

In this section, we present the dataset used, experimental details and performance analysis using the proposed framework.

4.1. Datasets used and Experimental setup

The proposed framework is evaluated on fine-tuned SoundNet using various acoustic scene classification datasets, which include; (a) TUT DCASE Acoustic scenes 2017, development [16] (DCASE-17) comprises of 15 acoustic scene classes and (b) TUT Urban Acoustic Scenes 2018 development (DCASE-18) [17] consists of 10 acoustic scenes. The fine-tuning process is performed end-to-end using C1 to C7 intermediate layers of SoundNet followed by a fully connected layer and a classification layer for both datasets separately.

After fine-tuning, $L \in \{\text{p-conv3, conv3, } \dots, \text{conv7}\}$ layers, a total of 10 layers, are utilized in the ensemble framework. The classification at each intermediate layer is performed using a non-linear SVM with a polynomial kernel. The hyper-parameters of the SVM are selected by cross-validation. The performance is measured in terms of accuracy. The performance is computed over multiple folds as given in each dataset. The baseline⁴ accuracy obtained for DCASE-17 and DCASE-18 datasets is 76.12%, and 62.98%.

In ACDL framework, the reconstruction error equals 0.01 is chosen as the stopping criterion. The deeper layers meet the stopping criterion at $\tau \geq 0.7$. On the other hand, τ varies between 0.3 and 0.5 for shallow layers to achieve the desired stopping criterion.

The effectiveness of selecting layer-wise dimensionality using the proposed method is compared with that of PCA-based explained variance ratio⁵ based dimensionality selection. The ratio is varied

⁴A baseline is an ensemble framework without any dimensionality reduction.

⁵PCA-based explained variance ratio is the ratio of a number principal components that represents the given variance of the underlying data points to the total number of components.

from 85% to 100%. A relatively low explained variance ratio yields more compression ratio.

4.2. Results and analysis

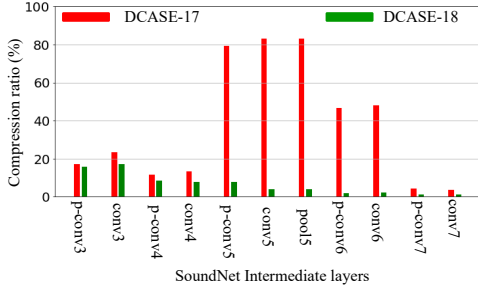


Fig. 5. Layer-wise compression ratio obtained in SoundNet for DCASE-17 and DCASE-18 datasets using the proposed method.

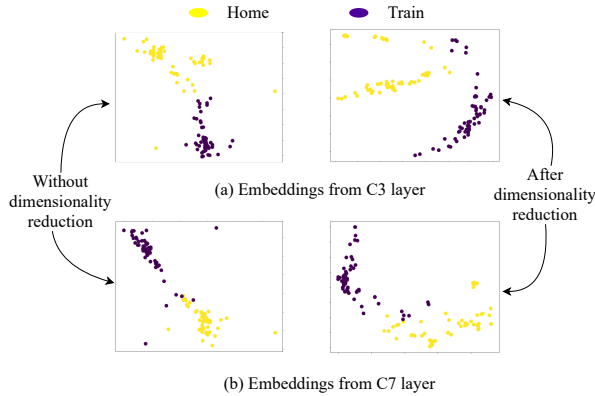


Fig. 6. t-SNE plot of embeddings obtained from SoundNet before and after dimensionality reduction for “home” and “train” scenes taken from DCASE-17 dataset.

The compression ratio obtained using the proposed method across various intermediate layers of SoundNet is shown in Figure 5. The deeper layers (p-conv7, conv7) show a high compression ratio ($\geq 95\%$) compared to other layers. This suggests that the aggregated representations from the deeper layer are more sparse than the shallow layers.

Figure 6 shows the embeddings obtained before and after reducing layer-wise dimensionality using the proposed method from C3 and C7 convolutional layer. It can be observed that the discrimination between different scene classes is preserved in the low-dimensional embedding space.

The accuracy obtained at different compression ratio⁶ for DCASE-17 and DCASE-18 dataset is shown in Figure 7. Also, the accuracy and the compression ratio obtained using the proposed method is shown. The proposed method gives 70% compression ratio and 76.08% accuracy (accuracy drop is 0.10% w.r.t to that of baseline) for DCASE-17 dataset. For DCASE-18 dataset, the compression ratio is 97%, and accuracy is 63.78% (accuracy gain is

⁶Different compression ratio is obtained by varying PCA-based explained variance ratio.

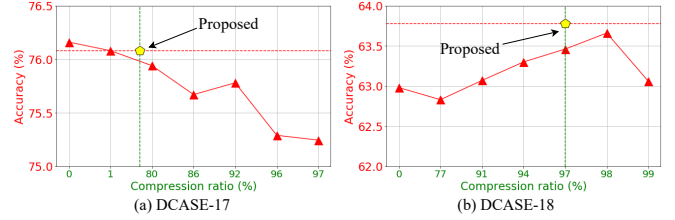


Fig. 7. Accuracy and compression ratio obtained for DCASE-17 and DCASE-18 is shown. Different compression is obtained by varying the PCA-based explained variance ratio ($\in \{100\%, 99.9\%, 99\%, 98\%, 95\%, 90\%, 85\%\}$). Here 100% ratio means no compression or 0% compression ratio, and 85% ratio results into 97%,99% compression ratio for DCASE-17 and DCASE-18 respectively. The proposed method selects compression ratio using ACDDL based dictionary learning framework.

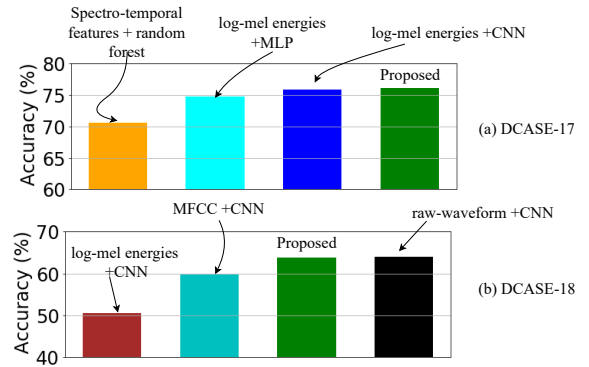


Fig. 8. Comparison of accuracy for DCASE-17 and DCASE-18 dataset with similar methods that utilizes time-frequency representations.

1.27% w.r.t that of baseline). The accuracy obtained using the proposed method is better than that obtained at different PCA-based explained variance ratio. This shows that the proposed method selects an appropriate compression ratio at a relatively marginal accuracy drop for DCASE-17 and improves performance for DCASE-18 compared to that obtained without any compression.

Performance comparison: The performance comparison of the proposed framework with similar existing methods that use raw-audio or time-frequency representation (log-mel spectrogram or MFCCs) as input is shown in Figure 8. For DCASE-17, the comparison methods uses features such as spectro-temporal features [18], log-mel energies [12, 19]. For DCASE-18, the comparison method includes log-mel energies [20], MFCCs [9] and raw-waveform [9] as input to the classifier. The proposed method performs better than that of time-frequency representations and equivalent to that of existing raw-audio based framework.

5. CONCLUSION

This paper proposes a raw-audio based acoustic scene classification framework by incorporating different intermediate layers of SoundNet and reducing the dimensionality of each layer by identifying optimal dimensions using automatic compact dictionary learning framework. The proposed framework performs better than that of

existing time-frequency representation frameworks with an advantage of using raw-audio directly as input. Building an end-to-end network that uses learned pooling to represent intermediate layer features and reducing dimensionality using non-linear dimensionality reduction methods are some of the future directions.

6. REFERENCES

- [1] D. Barchiesi, D. Giannoulis, D. Stowell, and M. D. Plumbley, "Acoustic scene classification: Classifying environments from the sounds they produce," *IEEE Signal Processing Magazine*, vol. 32, no. 3, pp. 16–34, 2015.
- [2] Y. Han, J. Park, and K. Lee, "Convolutional neural networks with binaural representations and background subtraction for acoustic scene classification," *Detection and Classification of Acoustic Scenes and Events (DCASE)*, pp. 1–5, 2017.
- [3] S. Hershey, S. Chaudhuri, D. P. Ellis, J. F. Gemmeke, A. Jansen, R. C. Moore, M. Plakal, D. Platt, R. A. Saurous, B. Seybold, *et al.*, "CNN architectures for large-scale audio classification," in *2017 IEEE International Conference on Acoustics, Speech and Signal Processing (ICASSP)*. IEEE, 2017, pp. 131–135.
- [4] R. Arandjelovic and A. Zisserman, "Look, listen and learn," in *Proceedings of the IEEE International Conference on Computer Vision*, 2017, pp. 609–617.
- [5] Y. Aytar, C. Vondrick, and A. Torralba, "SoundNet: Learning sound representations from unlabeled video," in *Advances in Neural Information Processing Systems*, 2016, pp. 892–900.
- [6] A. Rakotomamonjy, "Supervised representation learning for audio scene classification," *IEEE/ACM Transactions on Audio, Speech, and Language Processing*, vol. 25, no. 6, pp. 1253–1265, 2017.
- [7] A. Singh, A. Thakur, and P. Rajan, "APE: Archetypal-prototypal embeddings for audio classification," in *2018 IEEE 28th International Workshop on Machine Learning for Signal Processing (MLSP)*. IEEE, 2018, pp. 1–6.
- [8] S. Kong and D. Wang, "A dictionary learning approach for classification: separating the particularity and the commonality," in *European conference on computer vision*. Springer, 2012, pp. 186–199.
- [9] T. Purohit and A. Agarwal, "Acoustic scene classification using deep CNN on raw-waveform," DCASE2018 Challenge, Tech. Rep., September 2018.
- [10] A. Singh, A. Thakur, P. Rajan, and A. Bhavsar, "A layer-wise score level ensemble framework for acoustic scene classification," in *2018 26th European Signal Processing Conference (EUSIPCO)*, 2018, pp. 842–846.
- [11] E. L. Denton, W. Zaremba, J. Bruna, Y. LeCun, and R. Fergus, "Exploiting linear structure within convolutional networks for efficient evaluation," *Advances in neural information processing systems*, vol. 27, 2014.
- [12] T. Heittola and A. Mesaros, "DCASE 2017 challenge setup: Tasks, datasets and baseline system," DCASE2017 Challenge, Tech. Rep., September 2017.
- [13] J. Frankle and M. Carbin, "The lottery ticket hypothesis: Finding sparse, trainable neural networks," *arXiv preprint arXiv:1803.03635*, 2018.
- [14] R. Livni, S. Shalev-Shwartz, and O. Shamir, "On the computational efficiency of training neural networks," *arXiv preprint arXiv:1410.1141*, 2014.
- [15] Y. Song, Z. Zhang, L. Liu, A. Rahimpour, and H. Qi, "Dictionary reduction: Automatic compact dictionary learning for classification," in *Asian Conference on Computer Vision*. Springer, 2016, pp. 305–320.
- [16] A. Mesaros, T. Heittola, A. Diment, B. Elizalde, A. Shah, E. Vincent, B. Raj, and T. Virtanen, "DCASE 2017 challenge setup: Tasks, datasets and baseline system," in *DCASE 2017-Workshop on Detection and Classification of Acoustic Scenes and Events*, 2017.
- [17] A. Mesaros, T. Heittola, and T. Virtanen, "A multi-device dataset for urban acoustic scene classification," *arXiv preprint arXiv:1807.09840*, 2018.
- [18] T. Maka, "Auditory scene classification based on the spectro-temporal structure analysis," DCASE2017 Challenge, Tech. Rep., September 2017.
- [19] B. Kim, "Case 2017 acoustic scene classification using convolutional neural network in time series," DCASE2017 Challenge, Tech. Rep., September 2017.
- [20] T. Heittola, A. Mesaros, and T. Virtanen, "A multi-device dataset for urban acoustic scene classification," DCASE2018 Challenge, Tech. Rep., September 2018.