

Probing Higgs CP properties at the CEPC

Qiyu sha,^{*} Abdualazem Fadol,[†] Fangyi Guo,[‡] Gang Li,[§] and Yaquan Fang[¶]

*Institute of High Energy Physics, 19B, Yuquan Road,
Shijing District, Beijing, China, 100049 and
University of Chinese Academy of Sciences (CAS)*

Jiayin Gu^{**}

*Department of Physics and Center for Field Theory and Particle Physics,
Fudan University, Shanghai 200438, China and
Key Laboratory of Nuclear Physics and Ion-beam Application (MOE),
Fudan University, Shanghai 200433, China*

Xinchou Lou^{††}

*Institute of High Energy Physics, 19B, Yuquan Road,
Shijing District, Beijing, China, 100049
University of Chinese Academy of Sciences (CAS) and
University of Texas at Dallas, Richardson, Texas 75080-3021, USA*

Abstract

In the Circular Electron Positron Collider (CEPC), a measurement of the Higgs CP mixing through $e^+e^- \rightarrow ZH \rightarrow l^+l^-(e^+e^-/\mu^+\mu^-)H(\rightarrow b\bar{b}/c\bar{c}/gg)$ process is presented, with 5.6 ab^{-1} e^+e^- collision data at the center-of-mass energy of 240 GeV. In this study, the CP -violating parameter $\tilde{c}_{Z\gamma}$ is constrained between the region of -0.30 and 0.27 and \tilde{c}_{ZZ} between -0.06 and 0.06 at 68% confidence level. This study demonstrates the great potential of probing Higgs CP properties at the CEPC.

Keywords: the Higgs Boson, CP violation, CEPC

* shaqiyu@ihep.ac.cn

† amohammed@aims.ac.tz

‡ guofangyi@ihep.ac.cn

§ li.gang@ihep.ac.cn

¶ fangyq@ihep.ac.cn

** jiayin_gu@fudan.edu.cn

†† xinchou@ihep.ac.cn

I. INTRODUCTION

The historic discovery of Higgs boson with a mass around 125 GeV in 2012 by the ATLAS and CMS collaborations at the Large Hadron Collider (LHC) [1, 2] completed the Standard Model (SM). This particle provides a new portal to search for new physics beyond the SM (BSM). The Higgs boson is predicted to be a scalar particle ($J^P = 0^{++}$) under the SM of particle physics. As a result, any observation of charge-parity violation (CPV) in Higgs would be a sign of physics BSM and could account for the explanation of the observed baryon asymmetry of the universe.

At present, the Higgs boson CP -mixing measurements are performed at hadron colliders. The hypothesis of spin-1 or spin-2 Higgs has been excluded by ATLAS and CMS at 99% confidence level (CL) with $\sqrt{s} = 7$ and 8 TeV, 25 fb $^{-1}$ data [3]. Studies of the CP properties of the Higgs boson interactions with gauge bosons have been performed by the ATLAS [4–6] and CMS [7–9] experiments, and the results show no deviations from the SM predictions. ATLAS and CMS also finished analyses of $Ht\bar{t}$ coupling, which provides an alternative and independent avenue for CP testing in the Higgs sector because it is particularly sensitive to deviations from the SM coupling [10, 11]; Their results show exclusion of the pure CP -odd structure of the top quark Yukawa ($t\bar{t}H$) coupling at 3.9σ (3.2σ) and the fractional contribution of the CP -odd component is measured to be $f_{CP}^{Ht\bar{t}} = 0.00 \pm 0.33$.

However, small anomalous contributions were not excluded. At the HL-LHC [12], the CP -odd VVH couplings are introduced and the expected results constrain the CP -odd parameters $\tilde{c}_{Z\gamma}$ between -0.22 and 0.22 and the \tilde{c}_{ZZ} between -0.33 and 0.33 at the 68% confidence level.

In terms of probing the CP -odd Higgs couplings, a lepton collider operating as a Higgs factory has great advantages, as it is free of the QCD background and has tunable and precisely defined initial energies. Several future lepton colliders, including the International Linear Collider (ILC) [13], the e^+e^- Future Circular Collider (FCC-ee) [14], the Compact Linear Collider (CLIC) [15], and the Circular Electron-Positron Collider (CEPC) [16], have been proposed with the capability of precise measurement of Higgs boson parameters. For the past CP -odd VVH couplings studies, at the ILC [17], the CP -mixing angle can reach an accuracy of 4.3° . The CP violation parameter \tilde{g} can reach the limit of $-0.04 \sim 0.01$ at the CEPC [18]. As for the past CP study at the CLIC [19], their results show the potential

of measuring CP violation in the top-quark sector at future e^+e^- collider [20].

The CEPC will operate at a center-of-mass energy of $\sqrt{s} \sim 240$ GeV which is close to the maximum of the Higgs boson production cross-section through the $e^+e^- \rightarrow ZH$ process. Over one million Higgs bosons with an integrated luminosity of 5.6 ab^{-1} will be produced. In comparison to the LHC, the cleaner environment of the CEPC allows significantly better exclusive measurements of Higgs boson decay channels. So, in the future, more precise Higgs-gauge boson coupling studies can be performed, such as this Higgs CP measurement through $e^+e^- \rightarrow ZH \rightarrow (e^+e^-/\mu^+\mu^-)H(\rightarrow b\bar{b}/c\bar{c}/gg)$ process [21].

This letter is organized as follows: In Section II, we introduces the theory framework for the analysis of Higgs CP -mixing. The MC samples and event selections are described in Section III and Section IV respectively. Section V describes the strategy for analysis and interprets the results of this study. The conclusions are presented in Section VI.

II. THEORY FRAMEWORK

To parametrize BSM effects in a general way, we assume that the new physics sector is characterized by a scale Λ , which is significantly higher than the electroweak scale, and the SM is supplemented with 59 independent dimension-6 operators. This Lagrangian can be schematically cast as [22]:

$$\mathcal{L}_{\text{eff}} = \mathcal{L}_{\text{SM}}^{(4)} + \frac{1}{\Lambda^2} \sum_{k=1}^{59} \alpha_k \mathcal{O}_k, \quad (1)$$

where the α_k is the coupling of operator \mathcal{O}_k .

Apart from the SM tree contributions, we only consider effects of order $1/\Lambda^2$ on the decay amplitude. In the broken-symmetry phase, the effective Lagrangian Eq.(1) generates the terms [23] [24]:

$$\begin{aligned} \mathcal{L}_{\text{eff}} \supset & c_{ZZ}^{(1)} H Z_\mu Z^\mu + c_{ZZ}^{(2)} H Z_{\mu\nu} Z^{\mu\nu} + c_{Z\tilde{Z}} H Z_{\mu\nu} \tilde{Z}^{\mu\nu} + c_{AZ} H Z_{\mu\nu} A^{\mu\nu} + c_{A\tilde{Z}} H Z_{\mu\nu} \tilde{A}^{\mu\nu} \\ & + H Z_\mu \bar{\ell} \gamma^\mu (c_V + c_A \gamma_5) \ell + Z_\mu \bar{\ell} \gamma^\mu (g_V - g_A \gamma_5) \ell - g_{\text{em}} Q_\ell A_\mu \bar{\ell} \gamma^\mu \ell, \end{aligned} \quad (2)$$

which includes the relevant tree-level SM terms. The Higgs-gauge couplings of Eq.(2) are

given by

$$\begin{aligned}
c_{ZZ}^{(1)} &= m_Z^2 \left(\sqrt{2} G_F \right)^{1/2} \left(1 + \hat{\alpha}_{ZZ}^{(1)} \right), \\
c_{ZZ}^{(2)} &= \left(\sqrt{2} G_F \right)^{1/2} \hat{\alpha}_{ZZ}, \\
c_{Z\tilde{Z}} &= \left(\sqrt{2} G_F \right)^{1/2} \hat{\alpha}_{Z\tilde{Z}}, \\
c_{AZ} &= \left(\sqrt{2} G_F \right)^{1/2} \hat{\alpha}_{AZ}, \\
c_{A\tilde{Z}} &= \left(\sqrt{2} G_F \right)^{1/2} \hat{\alpha}_{A\tilde{Z}},
\end{aligned} \tag{3}$$

where the $\hat{\alpha}_{A\tilde{Z}}$ and $\hat{\alpha}_{Z\tilde{Z}}$ are CP -violation parameters.

The differential cross-section for $e^+e^- \rightarrow ZH \rightarrow l^+l^-H (\rightarrow b\bar{b}/c\bar{c}/gg)$ is given by:

$$\frac{d\sigma}{d\cos\theta_1 d\cos\theta_2 d\psi} = \frac{1}{m_H^2} \mathcal{N}_\sigma(q^2) \mathcal{J}(q^2, \theta_1, \theta_2, \phi), \tag{4}$$

where the definitions of three angles are shown in Appendix A. $\mathcal{N}_\sigma(q^2)$ is the normalization factor and it can be written in terms of the dimensionless parameters r and s as:

$$\mathcal{N}_\sigma(q^2) = \frac{1}{2^{10}(2\pi)^3} \frac{1}{\sqrt{r}} \frac{1}{\gamma Z} \frac{\sqrt{\lambda(1, s, r)}}{s^2}, \tag{5}$$

the constant dimensionless parameters are given by the following:

$$s = \frac{q_{\text{th}}^2}{m_H^2} \approx 3.68, r = \frac{m_Z^2}{m_H^2} \approx 0.53, \gamma Z = \frac{\Gamma_Z}{m_H} \approx 0.020, \tag{6}$$

also the J can be expressed by:

$$\begin{aligned}
\mathcal{J}(q^2, \theta_1, \theta_2, \phi) &= J_1 (1 + \cos^2 \theta_1 \cos^2 \theta_2 + \cos^2 \theta_1 + \cos^2 \theta_2) \\
&\quad + J_2 \sin^2 \theta_1 \sin^2 \theta_2 + J_3 \cos \theta_1 \cos \theta_2 \\
&\quad + (J_4 \sin \theta_1 \sin \theta_2 + J_5 \sin 2\theta_1 \sin 2\theta_2) \sin \phi \\
&\quad + (J_6 \sin \theta_1 \sin \theta_2 + J_7 \sin 2\theta_1 \sin 2\theta_2) \cos \phi \\
&\quad + J_8 \sin^2 \theta_1 \sin^2 \theta_2 \sin 2\phi + J_9 \sin^2 \theta_1 \sin^2 \theta_2 \cos 2\phi,
\end{aligned} \tag{7}$$

where the explicit form of the J_i in terms of the EFT coefficients and Standard Model parameters was computed by [23] and for convenience is given in Appendix B.

Among all the BSM variables, only $\hat{\alpha}_{A\tilde{Z}}$ and $\hat{\alpha}_{Z\tilde{Z}}$, which show in Eq.(B2), contribute to the CP -odd. So those are the CP -violating parameters that we need to study.

In addition to simplify the analysis, we only constrain the CP -violating parameters with the assumption that all other parameters are zero.

Three of the J_i functions shown in Eq.(B1), namely J_4, J_5, J_8 , are CP -odd and vanish in the SM at tree level, whereas the remaining six functions are CP -even. As a result, the differential cross-section can be represented as follows:

$$\frac{d\sigma}{d\cos\theta_1 d\cos\theta_2 d\phi} = N \times (J_{\text{even}}(\theta_1, \theta_2, \phi) + \hat{\alpha}_{A\bar{Z}} \times J_{\text{odd}_1}(\theta_1, \theta_2, \phi) + \hat{\alpha}_{Z\bar{Z}} \times J_{\text{odd}_2}(\theta_1, \theta_2, \phi)), \quad (8)$$

where J_{odd_1} and J_{odd_2} are part of J_{odd} .

For the sake of convenience and effectiveness, two optimal variables combining the information from $\{\theta_1, \theta_2, \phi\}$ can be defined as [25]:

$$\omega_1 = \frac{J_{\text{odd}_1}(\theta_1, \theta_2, \phi)}{J_{\text{even}}(\theta_1, \theta_2, \phi)}, \quad (9)$$

$$\omega_2 = \frac{J_{\text{odd}_2}(\theta_1, \theta_2, \phi)}{J_{\text{even}}(\theta_1, \theta_2, \phi)}, \quad (10)$$

where ω_1 and ω_2 combine the information from 3-dimension phase space and can be used to measure $\hat{\alpha}_{A\bar{Z}}$ and $\hat{\alpha}_{Z\bar{Z}}$, respectively. The parametric curves with different $\hat{\alpha}_{A\bar{Z}}$ values are shown in Fig 1 and with different $\hat{\alpha}_{Z\bar{Z}}$ values in Fig 2.

III. MONTE CARLO SAMPLES

The SM Higgs and background samples, generated with Whizard 1.95 [26] and fully simulated with the CEPC baseline[16] detector design, are used to calculate the selection efficiencies and study background. The details of the event generation can be found at Ref.[27]. Moreover, CP -mixing Higgs samples are generated according to Eq.(1). The study are based on the \sqrt{s} that equals to 240 GeV. The mass of the Higgs boson is set to be 125 GeV. All the generations are normalized to the expected yields with an integrated luminosity of 5.6 ab^{-1} .

IV. EVENT SELECTION

The signal sample is the process of $e^+e^- \rightarrow ZH \rightarrow l^+l^-H(\rightarrow b\bar{b}/c\bar{c}/gg)$, containing two jets and two leptons with opposite charges in the final state. Only irreducible backgrounds are considered in the study, mainly $e^+e^- \rightarrow ZZ \rightarrow l^+l^-q\bar{q}$.

Each event must contain two isolated tracks with opposite charges, reconstructed as e^+e^- or $\mu^+\mu^-$. The energy of each isolated lepton candidate must be above 20 GeV. The polar

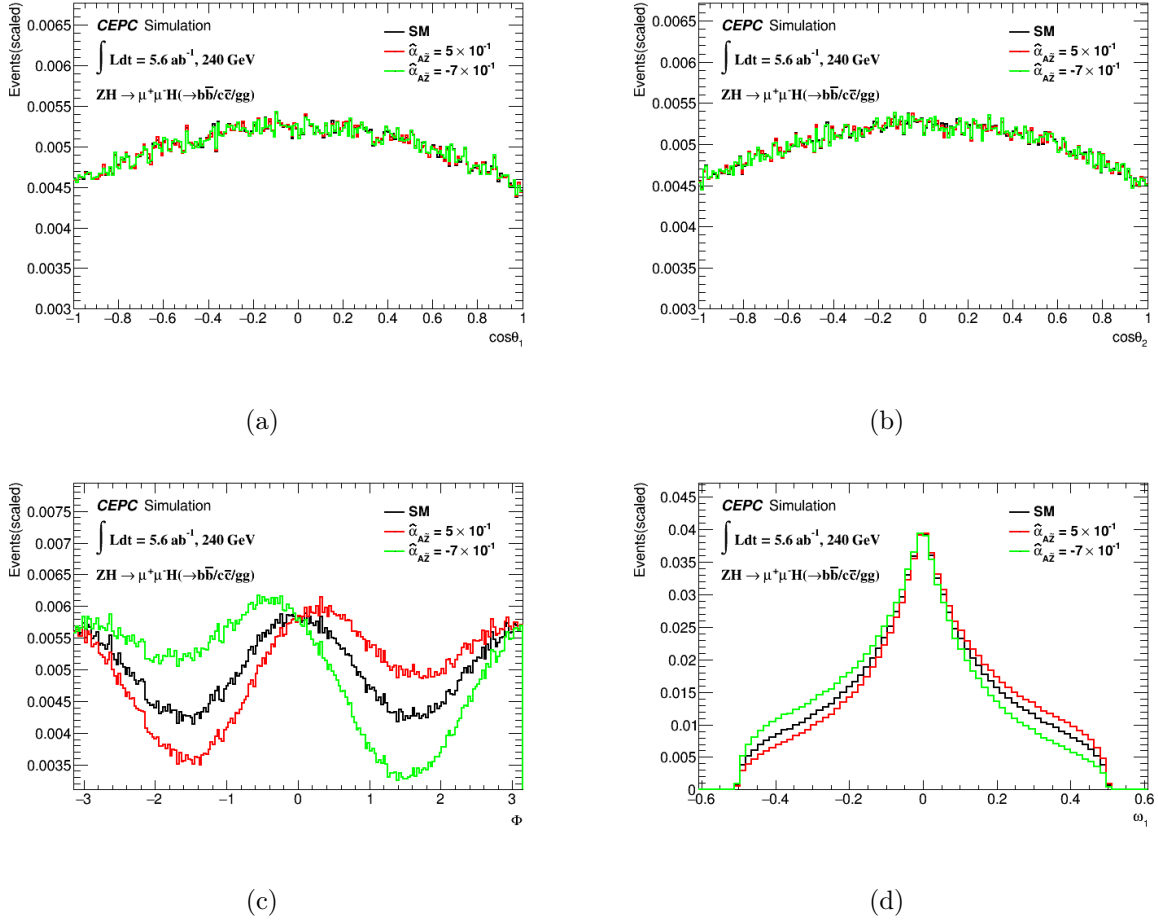


FIG. 1. Parametric curves with different $\hat{\alpha}_{AZ}$ values. The optimal variable ω_1 is defined in the text. (The value of ω_1 here is multiplied by 1000 for numerical convenience.)

angle of the muon pair system is required to be in the range of $|\cos \theta_{\mu^+\mu^-}| < 0.81$. The invariant mass of the muon pair must be within the Z mass window, which is defined as from 77.5 GeV to 104.5 GeV.

The invariant mass of the muon pair's recoil system, denoted as $M_{\text{recoil}}^{\mu^+\mu^-}$, can provide a clear signature of the $\mu\mu H$ events. The definition of $M_{\text{recoil}}^{\mu^+\mu^-}$ is:

$$M_{\text{recoil}}^{\mu^+\mu^-} = \sqrt{(\sqrt{s} - E_{\mu^+\mu^-})^2 - p_{\mu^+\mu^-}^2} = \sqrt{s - 2E_{\mu^+\mu^-}\sqrt{s} + m_{\mu^+\mu^-}^2}, \quad (11)$$

in which $\sqrt{s} = 240$ GeV. While $E_{\mu\mu}$ and $m_{\mu\mu}$ stand for the energy and mass of the muons, respectively. A Higgs mass window is defined by requiring $M_{\text{recoil}}^{\mu^+\mu^-}$ between 124 GeV and 140 GeV.

The remaining particles in the event are used to reconstruct exactly two jets with a polar angle θ_{jet} in the range of $|\cos \theta_{\text{jet}}| < 0.96$, using ee -kt algorithm. The invariant mass of the

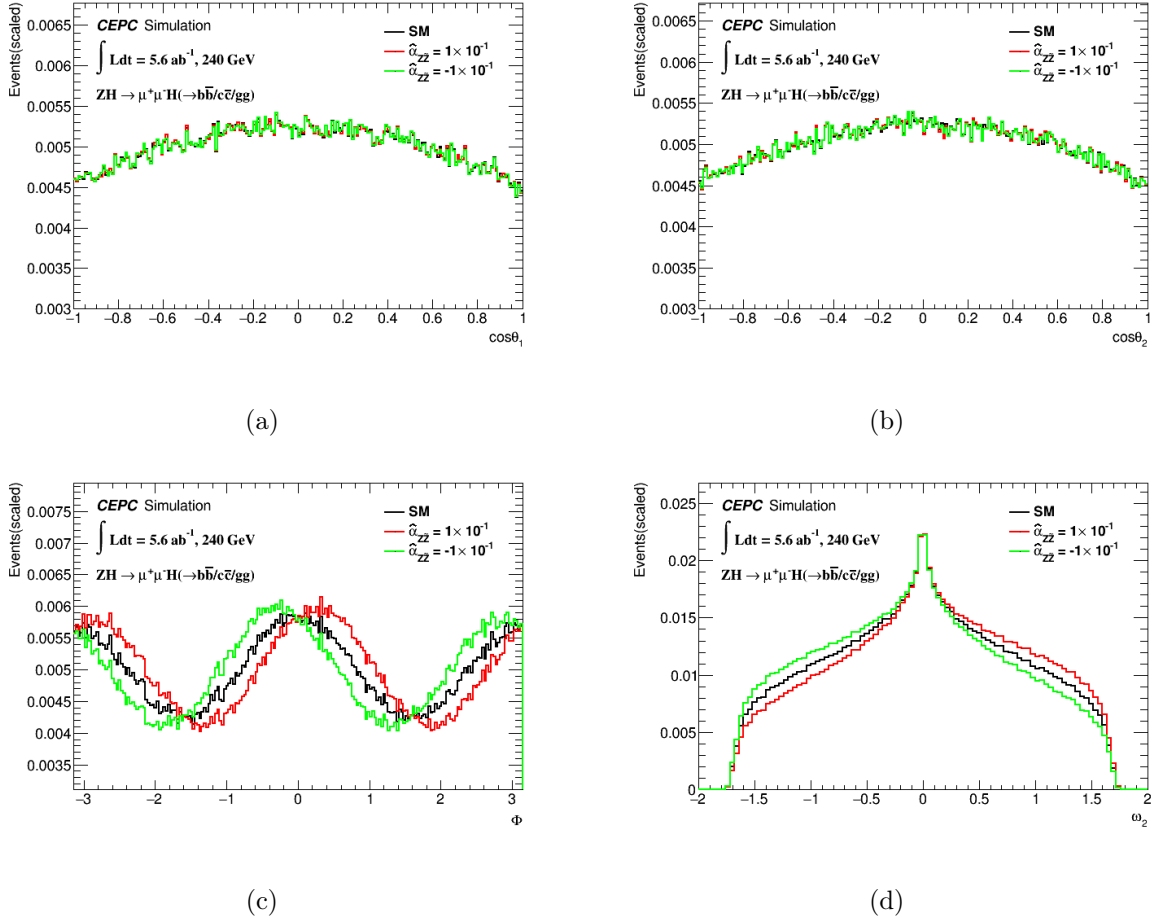


FIG. 2. Parametric curves with different $\hat{\alpha}_{ZZ}$ values. The optimal variable ω_2 is defined in the text. (The value of ω_2 here is multiplied by 1000 for numerical convenience.)

pair of jets is required to be between 100 GeV and 150 GeV to reject the background.

Compared to the analysis of the $ZH \rightarrow \mu^+\mu^-H$ decay, the analysis of the $ZH \rightarrow e^+e^-H$ decay suffers from large background. A cut based event selection is performed for the $ZH \rightarrow e^+e^-H$ process. The electron-positron pair is required to have its invariant mass in the range of 85 – 95 GeV and the polar angle of each electron is required to satisfy $|\cos \phi_e| < 0.95$. The other selection criteria are same as $\mu^+\mu^-H$ analysis. It should be noticed that the effect of Z -fusion in e^+e^-H process is neglected in this study since its cross section is rather small.

The expected signal and background yields during the event selections are summarized in Tab I for $\mu^+\mu^-H$ and e^+e^-H analysis, respectively.

TABLE I. Event yields of cut flow. Signal events are $ZH \rightarrow l^+l^-H$, $H \rightarrow b\bar{b}/c\bar{c}/gg$ combined. Background is the $e^+e^-/\mu^+\mu^-$ +jet pair process.

$ZH \rightarrow \mu^+\mu^-H(\rightarrow b\bar{b}/c\bar{c}/gg)$ channel		
	Signal	Background
Original	2.62×10^4	1.25×10^6
Lepton pair selection	1.59×10^4	9.91×10^3
All selection	1.48×10^4	5.60×10^3
$ZH \rightarrow e^+e^-H(\rightarrow b\bar{b}/c\bar{c}/gg)$ channel		
	Signal	Background
Original	2.72×10^4	1.77×10^6
Lepton pair selection	8.76×10^3	8.77×10^4
All selection	7.15×10^3	4.59×10^3

V. FITTING STRATEGY AND RESULT

After the event selections, the correlations among $(\theta_1, \theta_2, \phi)$ and the variables for selection, such as $\cos\theta_{l+l^-}$, Mass_{l+l^-} , $M_{\text{recoil}}^{l+l^-}$, $\cos\theta_{\text{jet}}$, Mass_{jj} , are carefully investigated and the impacts on CP study are negligible.

A. $\mu^+\mu^-H$ results obtained by ω -fitting

The CP -violating parameters $\hat{\alpha}_{A\bar{Z}}$ and $\hat{\alpha}_{Z\bar{Z}}$ can be measured through the optimal variable ω_1 and ω_2 . The estimation of $\hat{\alpha}_{A\bar{Z}}$ and $\hat{\alpha}_{Z\bar{Z}}$ uses a maximum-likelihood fit which could be constructed as:

$$\mathcal{L}(\vec{x} | \vec{\alpha}) = \prod_{\text{data}} f(x_i | \vec{\alpha}), \quad (12)$$

where $\vec{\alpha}$ are CP -violating parameters ($\hat{\alpha}_{A\bar{Z}}$ and $\hat{\alpha}_{Z\bar{Z}}$) to be estimated, and x is the dataset. For each $\vec{\alpha}$ hypothesis, the profile of a negative log-likelihood (NLL) is calculated. The best-estimated $\vec{\alpha}$, as well as its central confidence interval at a 68% (95%) confidence level (CL), can be determined at $\Delta NLL = NLL - NLL_{\text{min}} = 0.5$ (1.96).

The main sensitive variable for the CP test in this analysis is the optimal variable ω (stand for ω_1 and ω_2), which combines all 3 kinematic variables of θ_1, θ_2 , and ϕ , and the

function used to determine the $\vec{\alpha}$ -value can be defined as:

$$f^{\vec{\alpha}}(\omega) = N_{\text{sig}} * f_{\text{sig}}^{\vec{\alpha}}(\omega) + N_{\text{bkg}} * f_{\text{bkg}}^{\vec{\alpha}}(\omega), \quad (13)$$

where $f_{\text{sig}}^{\vec{\alpha}}(\omega)$ and $f_{\text{bkg}}^{\vec{\alpha}}(\omega)$ are probability density functions (PDFs) of the signal and background, and N_{sig} and N_{bkg} are the yields of them, respectively.

For the modeling of signal, PDFs are generated according to different $\vec{\alpha}$ hypotheses, and background PDF is fixed to the MC simulation. The $M_{\text{recoil}}^{\mu^+\mu^-}$ distribution is essential to discriminate signal over background. The background, dominated by the $e^+e^- \rightarrow ZZ \rightarrow \mu^+\mu^-q\bar{q}$, is modeled by a second-order polynomial, while the signal is modeled by the Crystal Ball function. Fig 3 shows the fit result of ω and $M_{\text{recoil}}^{\mu^+\mu^-}$.

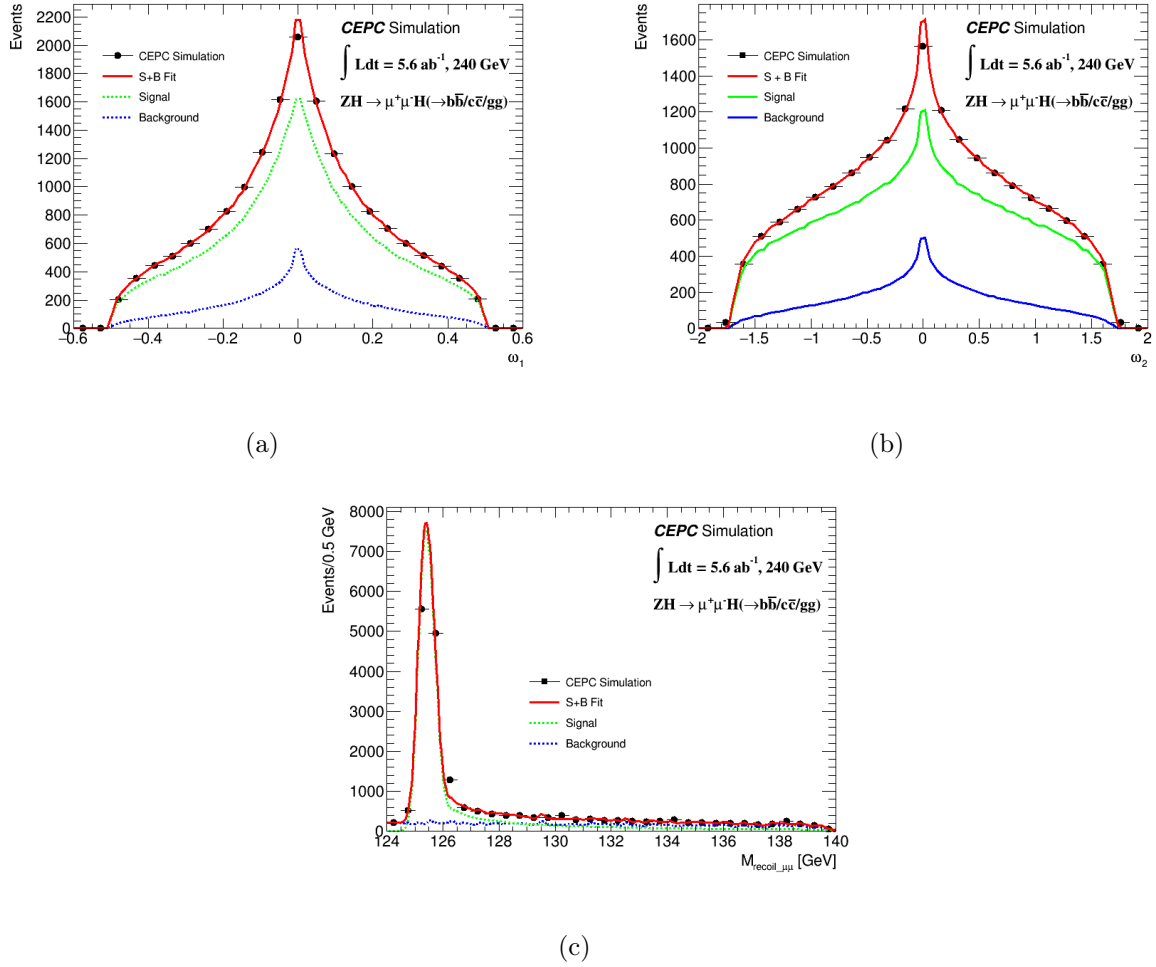


FIG. 3. (a) Fit result projected on ω_1 distribution in $\mu^+\mu^-H$ channel, (b) Fit result projected on ω_2 distribution in $\mu^+\mu^-H$ channel, (c) Fit result projected on recoil mass distribution in $\mu^+\mu^-H$ channel.

The individual fitting with each single CPV parameter has been performed by assuming $\hat{\alpha}_{A\tilde{Z}}$ is a free parameter with $\hat{\alpha}_{Z\tilde{Z}} = 0$ and vice versa. The expected and observed ΔNLL curves are shown in Fig 4 as a quadratic function of $\vec{\alpha}$. It corresponds to the SM prediction that $\vec{\alpha}$ equals to zero, and the results of $\hat{\alpha}_{Z\tilde{Z}}$ and $\hat{\alpha}_{A\tilde{Z}}$ with confidence interval at 68% (95%) represent the sensitivity to a CP -odd Higgs, which are shown in Tab II.

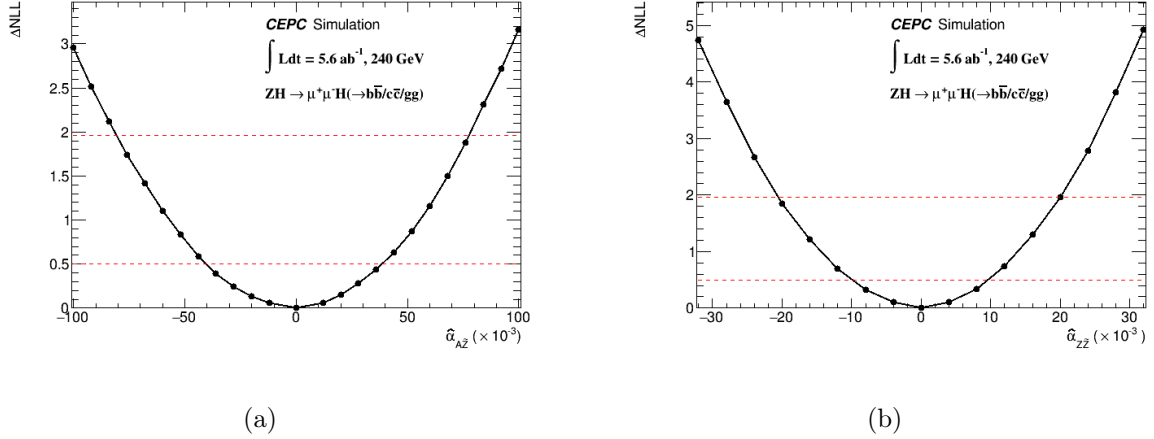


FIG. 4. (a) ΔNLL curve (fit to $\hat{\alpha}_{A\tilde{Z}}$ with $\hat{\alpha}_{Z\tilde{Z}} = 0$), (b) ΔNLL curve (fit to $\hat{\alpha}_{Z\tilde{Z}}$ with $\hat{\alpha}_{A\tilde{Z}} = 0$).

B. $\mu^+\mu^-H$ results obtained by ϕ -fitting

Because the ϕ contains the most information among the three kinematic variables, it is straightforward and feasible to fit to ϕ .

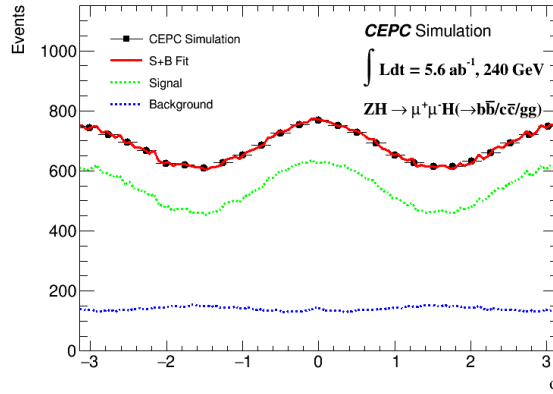


FIG. 5. Fit result projected on ϕ distribution in $\mu^+\mu^-H$ channel.

Similar to the Eq.(13), the function used to obtain the $\vec{\alpha}$ is as following:

$$f^{\vec{\alpha}}(\phi) = N_{\text{sig}} * f_{\text{sig}}^{\vec{\alpha}}(\phi) + N_{\text{bkg}} * f_{\text{bkg}}^{\vec{\alpha}}(\phi), \quad (14)$$

where the definitions of $f_{\text{sig}}^{\vec{\alpha}}(\phi)$, $f_{\text{bkg}}^{\vec{\alpha}}(\phi)$, N_{sig} and N_{bkg} are the same as those used to fit to ω above.

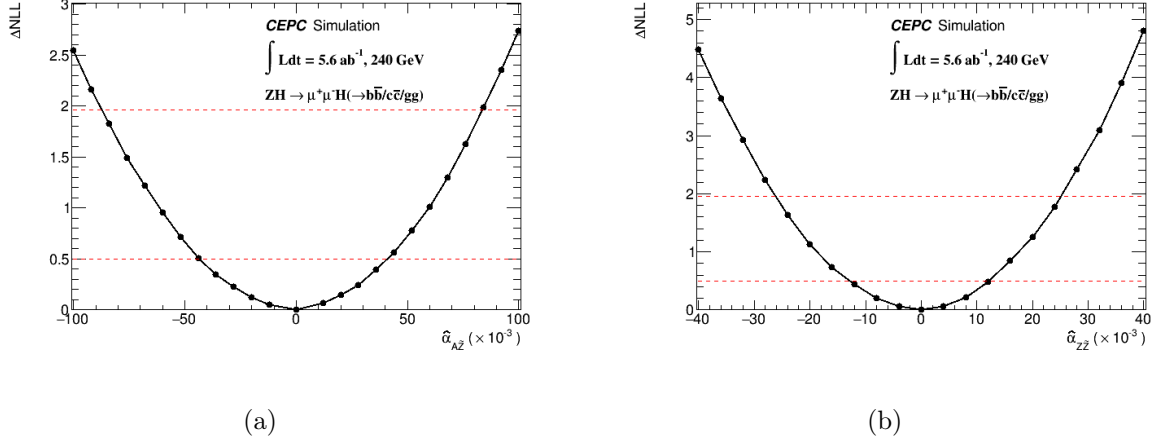


FIG. 6. (a) ΔNLL curve (fit to $\hat{\alpha}_{A\bar{Z}}$ with $\hat{\alpha}_{Z\bar{Z}} = 0$), (b) ΔNLL curve (fit to $\hat{\alpha}_{Z\bar{Z}}$ with $\hat{\alpha}_{A\bar{Z}} = 0$).

After fitting with a single CPV parameter, the fit results are shown in Fig 5, the ΔNLL curves in Fig 6.

The comparison with the results of ω -fitting is shown in Tab II. It can be seen that the results of the ϕ -fitting is slightly worse than those of the ω -fitting as expected, since fewer kinematic variables, i.e, less information, are used.

TABLE II. Summary of 1σ and 2σ bounds on $\hat{\alpha}_{A\bar{Z}}$ and $\hat{\alpha}_{Z\bar{Z}}$ from various analyses by fitting to ϕ and fitting to ω which is shown in Sec V A.

	$\hat{\alpha}_{A\bar{Z}}(\times 10^{-2})$	$\hat{\alpha}_{Z\bar{Z}}(\times 10^{-2})$
	ω -fitting	
68% CL(1σ)	[-4.16, 3.88]	[-1.06, 1.00]
95% CL(2σ)	[-8.10, 7.82]	[-2.06, 2.01]
	ϕ -fitting	
68% CL(1σ)	[-4.42, 4.21]	[-1.35, 1.24]
95% CL(2σ)	[-8.66, 8.45]	[-2.62, 2.51]

C. Combined results obtained by ω -fitting

By using the same process shown in [V A](#), the e^+e^-H results with ω -fitting can be easily obtained. Neglecting the migration between e^+e^-H and $\mu^+\mu^-H$, the combined likelihood is equal to the multiplication of the likelihood of e^+e^-H and $\mu^+\mu^-H$ channels.

To compare with HL-LHC [\[12\]](#), it is necessary to do some conversion. The CPV Lagrangian which HL-LHC used is given by,

$$\mathcal{L}_{\text{CPV}} = \frac{H}{v} \left[\tilde{c}_{Z\gamma} \frac{e^2}{4} A_{\mu\nu} \tilde{A}^{\mu\nu} + \tilde{c}_{Z\gamma} \frac{e\sqrt{g_1^2 + g_2^2}}{2} Z_{\mu\nu} \tilde{A}^{\mu\nu} + \tilde{c}_{ZZ} \frac{g_1^2 + g_2^2}{4} Z_{\mu\nu} \tilde{Z}^{\mu\nu} + \tilde{c}_{WW} \frac{g_2^2}{2} W_{\mu\nu}^+ \tilde{W}^{-\mu\nu} \right], \quad (15)$$

where g_1 and g_2 are the $U(1)_Y$ and $SU(2)_L$ gauge coupling constants.

Comparing [Eq.\(15\)](#) and [Eq.\(2\)](#), the connections of the CP -odd related parameters between the two equations are obvious,

$$\begin{aligned} \left(\sqrt{2}G_F\right)^{1/2} \hat{\alpha}_{ZZ} H Z_{\mu\nu} \tilde{Z}^{\mu\nu} &= \frac{H}{v} \tilde{c}_{ZZ} \frac{g_1^2 + g_2^2}{4} Z_{\mu\nu} \tilde{Z}^{\mu\nu}, \\ \left(\sqrt{2}G_F\right)^{1/2} \hat{\alpha}_{AZ} H Z_{\mu\nu} \tilde{A}^{\mu\nu} &= \frac{H}{v} \tilde{c}_{Z\gamma} \frac{e\sqrt{g_1^2 + g_2^2}}{2} Z_{\mu\nu} \tilde{A}^{\mu\nu}, \end{aligned} \quad (16)$$

where g_1 and g_2 equal to 0.358 and 0.648, respectively, and e is the EM coupling which equal to 0.313.

Converted with the [Eq.\(16\)](#), all the results are summarized in [Tab III](#). The 1σ bounds on $\tilde{c}_{Z\gamma}$ and \tilde{c}_{ZZ} are $[-0.30, 0.27]$ and $[-0.06, 0.06]$ respectively. These results are significantly better than HL-LHC on the \tilde{c}_{ZZ} and comparable on the $\tilde{c}_{Z\gamma}$.

According to the latest note [\[28\]](#), CEPC Higgs operation can be upgraded to 20 ab^{-1} . With this increasing luminosity, the updated numerical results are shown in [Tab IV](#). This result is about two times better than that of 5.6 ab^{-1} .

In order to compare with the results using amplitude. We can use the equations in [\[29\]](#).

$$\begin{aligned} \tilde{c}_{zz} &= -\frac{2s_w^2 c_w^2}{e^2} g_4^{zz}, \\ \tilde{c}_{z\gamma} &= -\frac{2s_w c_w}{e^2} g_4^{z\gamma}, \end{aligned} \quad (17)$$

so we can easily reach the limit of g_4^{zz} to $-0.015 \sim 0.015$ at 68% confidence level with 5.6 ab^{-1} .

TABLE III. Summary of 1σ bounds on $\tilde{c}_{Z\gamma}$ and \tilde{c}_{ZZ} from various analyses considered in our study and HL-LHC analysis.

Collider	pp	e^+e^-	e^+e^-
E (GeV)	14000	240	240
\mathcal{L} (fb^{-1})	3000	5600	20000
$\tilde{c}_{Z\gamma} (1\sigma)$	$[-0.22, 0.22]$	$[-0.30, 0.27]$	$[-0.16, 0.14]$
$\tilde{c}_{ZZ} (1\sigma)$	$[-0.33, 0.33]$	$[-0.06, 0.06]$	$[-0.03, 0.03]$

TABLE IV. Summary of 1σ and 2σ bounds on CP -violating parameters $\tilde{c}_{Z\gamma}$, \tilde{c}_{ZZ} from various analyses considered in our study with different channels by fitting to ω with 5.6 ab^{-1} and 20 ab^{-1} .

	5.6 ab^{-1}		20 ab^{-1}	
	$\tilde{c}_{Z\gamma}$	\tilde{c}_{ZZ}	$\tilde{c}_{Z\gamma}$	\tilde{c}_{ZZ}
	$\mu^+\mu^-H$ channel			
68% CL(1σ)	$[-0.36, 0.33]$	$[-0.08, 0.07]$	$[-0.19, 0.17]$	$[-0.04, 0.04]$
95% CL(2σ)	$[-0.70, 0.67]$	$[-0.15, 0.15]$	$[-0.37, 0.35]$	$[-0.08, 0.08]$
	e^+e^-H channel			
68% CL(1σ)	$[-0.51, 0.47]$	$[-0.11, 0.11]$	$[-0.28, 0.24]$	$[-0.06, 0.06]$
95% CL(2σ)	$[-1.00, 0.95]$	$[-0.21, 0.21]$	$[-0.53, 0.49]$	$[-0.11, 0.11]$
	Combined results			
68% CL(1σ)	$[-0.30, 0.27]$	$[-0.06, 0.06]$	$[-0.16, 0.14]$	$[-0.03, 0.03]$
95% CL(2σ)	$[-0.58, 0.55]$	$[-0.12, 0.12]$	$[-0.31, 0.28]$	$[-0.06, 0.06]$

VI. CONCLUSION

In summary, the Higgs CP is studied by analyzing the $e^+e^- \rightarrow ZH \rightarrow (\mu^+\mu^-/e^+e^-)H(\rightarrow b\bar{b}/c\bar{c}/gg)$ process in a 5.6 ab^{-1} e^+e^- collision sample with $\sqrt{s} = 240 \text{ GeV}$ at the CEPC. The simplest CP mixing model and two optimal variables combining three related kinematic variables are used in this analysis and show very promising sensitivity. The optimal variables improve results compared to just using the angular distribution between the H and Z decay planes. The CP -violating parameter $\tilde{c}_{Z\gamma}$ is determined to be greater (less) than 0.30 (-0.27) and \tilde{c}_{ZZ} greater (less) than 0.06 (-0.06) at 95% confidence level.

Considering possibly the increasing luminosity such as 20 ab^{-1} , the sensitivities to new physics could be further improved, The CP -violating parameter $\tilde{c}_{Z\gamma}$ is determined to be greater (less) than 0.16 (-0.14) and \tilde{c}_{ZZ} greater (less) than 0.03 (-0.03) at 68% confidence level. In the \tilde{c}_{ZZ} part, there is an order of magnitude improvement over the HL-LHC.

ACKNOWLEDGMENTS

This study is supported by National Natural Science Foundation of China (NSFC) under grant No. 12035008 and No. 12075271.

Appendix A:

Here we describe the angle conventions used in our results. Using the conventions for the axes giving in Fig 7. We choose the direction z direction to be defined by the momentum of the on-shell Z boson in the e^+e^- state rest frame. The θ_1 is the angle between the momentum of ℓ^- , and the z axis. The angle θ_2^- is the angle between the direction pf flight of the e^- and the z axis in the e^+e^- rest frame. To best exploit the crossing symmetry of the two processes, one should describe the reaction using the angle θ_2^+ measured from the z axis to the direction of flight of the e^+ . Our eq. 4 are therefore written in terms of the angle:

$$\theta_2^+ \equiv \theta_2 = \pi - \theta_2^-. \quad (\text{A1})$$

Also ϕ is the angle between the normal of the planes defined by the z direction and the momenta of ℓ^- and e^- . It is measured positively from the $\ell^+\ell^-$ plane to the e^+e^- plane.

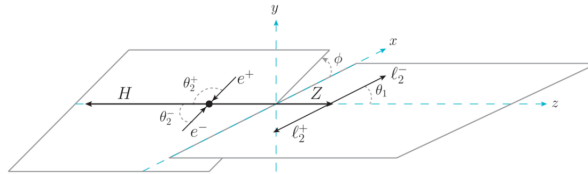


FIG. 7. Kinematics for the scattering $e^+e^- \rightarrow ZH \rightarrow l^+l^-$ [23].

Appendix B:

For completeness, here we list the various J_i coefficients computed first in [23]. These coefficients are conveniently expressed in terms of componets of the matrix element as

$$\begin{aligned}
J_1 &= 2 r s (g_A^2 + g_V^2) (|H_{1,V}|^2 + |H_{1,A}|^2), \\
J_2 &= \kappa (g_A^2 + g_V^2) [\kappa (|H_{1,V}|^2 + |H_{1,A}|^2) + \lambda \operatorname{Re} (H_{1,V} H_{2,V}^* + H_{1,A} H_{2,A}^*)], \\
J_3 &= 32r s g_A g_V \operatorname{Re} (H_{1,V} H_{1,A}^*), \\
J_4 &= 4\kappa\sqrt{r s \lambda} g_A g_V \operatorname{Re} (H_{1,V} H_{3,A}^* + H_{1,A} H_{3,V}^*), \\
J_5 &= \frac{1}{2}\kappa\sqrt{r s \lambda} (g_A^2 + g_V^2) \operatorname{Re} (H_{1,V} H_{3,V}^* + H_{1,A} H_{3,A}^*), \\
J_6 &= 4\sqrt{r s} g_A g_V [4\kappa \operatorname{Re} (H_{1,V} H_{1,A}^*) + \lambda \operatorname{Re} (H_{1,V} H_{2,A}^* + H_{1,A} H_{2,V}^*)], \\
J_7 &= \frac{1}{2}\sqrt{r s} (g_A^2 + g_V^2) [2\kappa (|H_{1,V}|^2 + |H_{1,A}|^2) + \lambda \operatorname{Re} (H_{1,V} H_{2,V}^* + H_{1,A} H_{2,A}^*)], \\
J_8 &= 2 r s \sqrt{\lambda} (g_A^2 + g_V^2) \operatorname{Re} (H_{1,V} H_{3,V}^* + H_{1,A} H_{3,A}^*), \\
J_9 &= 2 r s (g_A^2 + g_V^2) (|H_{1,V}|^2 + |H_{1,A}|^2).
\end{aligned} \tag{B1}$$

The expressions for $H_{i,V/A}$ at $\mathcal{O}(1/\Lambda^2)$ are:

$$\begin{aligned}
H_{1,V} &= -\frac{2m_H (\sqrt{2}G_F)^{1/2} r}{r-s} g_V \left(1 + \hat{\alpha}_1^{\text{eff}} - \frac{\kappa}{r} \hat{\alpha}_{ZZ} - \frac{\kappa}{2r} \frac{Q_l g_{em}(r-s)}{s g_V} \hat{\alpha}_{AZ} \right), \\
H_{1,A} &= \frac{2m_H (\sqrt{2}G_F)^{1/2} r}{r-s} g_A \left(1 + \hat{\alpha}_2^{\text{eff}} - \frac{\kappa}{r} \hat{\alpha}_{ZZ} \right), \\
H_{2,V} &= -\frac{2m_H (\sqrt{2}G_F)^{1/2}}{r-s} g_V \left(2\hat{\alpha}_{ZZ} - \frac{Q_l g_{cm}(r-s)}{s g_V} \hat{\alpha}_{AZ} \right), \\
H_{2,A} &= \frac{4m_H (\sqrt{2}G_F)^{1/2}}{r-s} g_A \hat{\alpha}_{ZZ}, \\
H_{3,V} &= -\frac{2m_H (\sqrt{2}G_F)^{1/2}}{r-s} g_V \left(2\hat{\alpha}_{Z\tilde{Z}} + \frac{Q_l g_{em}(r-s)}{s g_V} \hat{\alpha}_{A\tilde{Z}} \right), \\
H_{3,A} &= \frac{4m_H (\sqrt{2}G_F)^{1/2}}{r-s} g_A \hat{\alpha}_{Z\tilde{Z}}.
\end{aligned} \tag{B2}$$

-
- [1] Georges Aad et al. Observation of a new particle in the search for the Standard Model Higgs boson with the ATLAS detector at the LHC. *Phys. Lett. B*, 716:1–29, 2012.
- [2] Serguei Chatrchyan et al. Observation of a New Boson at a Mass of 125 GeV with the CMS Experiment at the LHC. *Phys. Lett. B*, 716:30–61, 2012.

- [3] Georges Aad et al. Study of the spin and parity of the Higgs boson in diboson decays with the ATLAS detector. *Eur. Phys. J. C*, 75(10):476, 2015. [Erratum: *Eur.Phys.J.C* 76, 152 (2016)].
- [4] Georges Aad et al. Test of CP Invariance in vector-boson fusion production of the Higgs boson using the Optimal Observable method in the ditau decay channel with the ATLAS detector. *Eur. Phys. J. C*, 76(12):658, 2016.
- [5] Morad Aaboud et al. Measurement of the Higgs boson coupling properties in the $H \rightarrow ZZ^* \rightarrow 4\ell$ decay channel at $\sqrt{s} = 13$ TeV with the ATLAS detector. *JHEP*, 03:095, 2018.
- [6] Morad Aaboud et al. Measurements of Higgs boson properties in the diphoton decay channel with 36 fb^{-1} of pp collision data at $\sqrt{s} = 13$ TeV with the ATLAS detector. *Phys. Rev. D*, 98:052005, 2018.
- [7] Vardan Khachatryan et al. Combined search for anomalous pseudoscalar HVV couplings in $VH(H \rightarrow b\bar{b})$ production and $H \rightarrow VV$ decay. *Phys. Lett. B*, 759:672–696, 2016.
- [8] Albert M Sirunyan et al. Measurements of the Higgs boson width and anomalous HVV couplings from on-shell and off-shell production in the four-lepton final state. *Phys. Rev. D*, 99(11):112003, 2019.
- [9] Albert M Sirunyan et al. Constraints on anomalous HVV couplings from the production of Higgs bosons decaying to τ lepton pairs. *Phys. Rev. D*, 100(11):112002, 2019.
- [10] Georges Aad et al. CP Properties of Higgs Boson Interactions with Top Quarks in the $t\bar{t}H$ and tH Processes Using $H \rightarrow \gamma\gamma$ with the ATLAS Detector. *Phys. Rev. Lett.*, 125(6):061802, 2020.
- [11] Albert M Sirunyan et al. Measurements of $t\bar{t}H$ Production and the CP Structure of the Yukawa Interaction between the Higgs Boson and Top Quark in the Diphoton Decay Channel. *Phys. Rev. Lett.*, 125(6):061801, 2020.
- [12] M. Cepeda et al. Report from Working Group 2: Higgs Physics at the HL-LHC and HE-LHC. *CERN Yellow Rep. Monogr.*, 7:221–584, 2019.
- [13] The International Linear Collider Technical Design Report - Volume 2: Physics. 6 2013.
- [14] A. Abada et al. FCC-ee: The Lepton Collider: Future Circular Collider Conceptual Design Report Volume 2. *Eur. Phys. J. ST*, 228(2):261–623, 2019.
- [15] M J Boland et al. Updated baseline for a staged Compact Linear Collider. 8 2016.
- [16] Muhammd Ahmad et al. CEPC-SPPC Preliminary Conceptual Design Report. 1. Physics and Detector. 3 2015.

- [17] Alexey Drutskoy. *International Linear Collider (ILC)*. 2053-2571. Morgan & Claypool Publishers, 2018.
- [18] Hua-Dong Li, Cai-Dian Lü, and Lian-You Shan. Sensitivity study of anomalous HZZ couplings at a future Higgs factory. *Chin. Phys. C*, 43(10):103001, 2019.
- [19] W. Bernreuther, L. Chen, I. García, M. Perelló, R. Poeschl, F. Richard, E. Ros, and M. Vos. CP-violating top quark couplings at future linear e^+e^- colliders. *Eur. Phys. J. C*, 78(2):155, 2018.
- [20] A. V. Gritsan et al. Snowmass White Paper: Prospects of CP-violation measurements with the Higgs boson at future experiments. 5 2022.
- [21] B. L. Ioffe and Valery A. Khoze. What Can Be Expected from Experiments on Colliding e^+e^- Beams with e Approximately Equal to 100-GeV? *Sov. J. Part. Nucl.*, 9:50, 1978.
- [22] B. Grzadkowski, M. Iskrzynski, M. Misiak, and J. Rosiek. Dimension-Six Terms in the Standard Model Lagrangian. *JHEP*, 10:085, 2010.
- [23] Martin Beneke, Diogo Boito, and Yu-Ming Wang. Anomalous Higgs couplings in angular asymmetries of $H \rightarrow Z\ell^+\ell^-$ and $e^+e^- \rightarrow HZ$. *JHEP*, 11:028, 2014.
- [24] Nathaniel Craig, Jiayin Gu, Zhen Liu, and Kechen Wang. Beyond Higgs Couplings: Probing the Higgs with Angular Observables at Future e^+e^- Colliders. *JHEP*, 03:050, 2016.
- [25] M. Davier, L. Duflot, F. Le Diberder, and A. Rouge. The Optimal method for the measurement of tau polarization. *Phys. Lett. B*, 306:411–417, 1993.
- [26] Wolfgang Kilian, Thorsten Ohl, and Jurgen Reuter. WHIZARD: Simulating Multi-Particle Processes at LHC and ILC. *Eur. Phys. J. C*, 71:1742, 2011.
- [27] Xin Mo, Gang Li, Man-Qi Ruan, and Xin-Chou Lou. Physics cross sections and event generation of e^+e^- annihilations at the CEPC. *Chin. Phys. C*, 40(3):033001, 2016.
- [28] Huajie Cheng et al. The Physics potential of the CEPC. Prepared for the US Snowmass Community Planning Exercise (Snowmass 2021). In *2022 Snowmass Summer Study*, 5 2022.
- [29] Andrei V. Gritsan, Jeffrey Roskes, Ulascan Sarica, Markus Schulze, Meng Xiao, and Yaofu Zhou. New features in the JHU generator framework: constraining Higgs boson properties from on-shell and off-shell production. *Phys. Rev. D*, 102(5):056022, 2020.