

# Prospects for slepton pair production in the future $e^-e^+$ Higgs factories

 Jiarong Yuan<sup>1,2</sup>,  Huajie Cheng<sup>1,3</sup>,  Xuai Zhuang<sup>a,1</sup>

<sup>1</sup>Institute of High Energy Physics, Chinese Academy of Science, Yuquan Road 19B, Shijingshan District, Beijing 100049, China

<sup>2</sup>University of the Chinese Academy of Sciences, Yuquan Road 19A, Shijingshan District, Beijing 100049, China

<sup>3</sup>Department of Applied Physics, Naval University of Engineering, Jiefang Blvd 717, Qiaokou District, Wuhan 430033, China

**Abstract** The Circular Electron Positron Collider (CEPC) with a center-of-mass energy  $\sqrt{s} = 240$  GeV is proposed to serve as a Higgs factory, while it can also provide good opportunity for new physics searches at lower energy, which are difficult in hadron colliders but well-motivated by some theory models such as dark matter. This paper presents the sensitivity study of direct stau / smuon production at CEPC using full Monte Carlo (MC) simulation. With the assumption of flat 5% systematic uncertainty, the CEPC has the potential to discover the production of combined left-handed and right-handed stau up to 116 GeV if exists, or up to 113 GeV for the production of pure left-handed / right-handed stau; the discovery potential of direct smuon reaches up to 117 GeV with the same assumption. Due to the conserved assumption of systematic uncertainty and limited reliance on the reconstruction and detector geometry in this study, the results can be used as reference for similar searches in other electron positron colliders at a center-of-mass energy close to 240 GeV, such as Future Circular Collider  $e^+e^-$  (FCC-ee) and the International Linear Collider (ILC).

## Declarations

## Funding

This study was supported by the National Key Programme (Grant NO.: 2018YFA0404000).

## Availability of data and material

The data used in this study won't be deposited, because this study is a simulation study without any experiment data.

<sup>a</sup>e-mail: zhuangxa@ihep.ac.cn(corresponding author)

## 1 Introduction

Supersymmetry (SUSY) [1–7] proposes that there is a superpartner, known as sparticle, for every Standard Model (SM) particle, whose spins are different by a half from the corresponding SM particle. With  $R$ -parity [8] conserved, SUSY particles are produced in pairs, and the lightest supersymmetric particle (LSP) is stable, which is a dark matter candidate [9, 10].

The linear superpositions of charged and neutral Higgs bosons and electroweak gauge bosons formed two charged mass eigenstates called charginos and four neutral mass eigenstates called neutralinos. The superpartner of a lepton is a slepton whose chirality is the same as the lepton's chirality. The slepton mass eigenstates formed from superpositions of left-handed sleptons and right-handed sleptons.

Models with light sleptons satisfies the dark matter relic density measurements [11]. And light sleptons can take part in the coannihilation of neutralinos [12, 13]. Models with light smuons can explain  $(g-2)_\mu$  excess [14]. In gauge-mediated [15–17] and anomaly-mediated [18, 19] SUSY breaking models, the mass of sleptons are expected to be of the order of magnitude of 100 GeV.

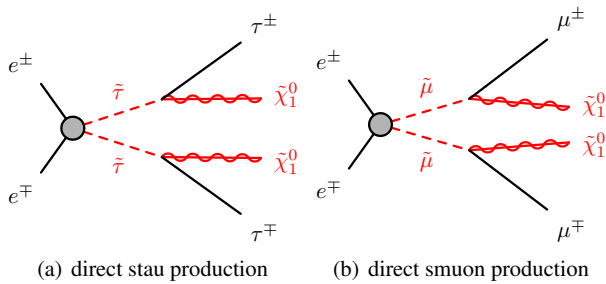
Stau (smuon) mass below 86 - 96 (95 - 99) GeV are excluded for mass difference between  $\tilde{\tau}$  ( $\tilde{\mu}$ ) and  $\tilde{\chi}_1^0$  larger than 7 (4) GeV [20–25]. Using  $139 \text{ fb}^{-1}$  of data collected by ATLAS, sleptons ( $\tilde{e}$  or  $\tilde{\mu}$ ) are constrained to have masses above 251 GeV for a mass splitting of 10 GeV, with constraints extending down to mass splittings of 550 MeV at the LEP slepton limits (73 GeV) [26]. With a massless LSP, for slepton pair production ( $\tilde{e}$  or  $\tilde{\mu}$ ) masses up to 700 GeV are excluded using  $139 \text{ fb}^{-1}$  of data collected by ATLAS assuming three generations of mass-degenerate sleptons [27]. With a massless LSP, for direct smuon production masses up to 310 GeV are excluded using  $35.9 \text{ fb}^{-1}$  of data collected by CMS [28]. With a massless LSP, for direct stau production masses from

120 GeV to 390 GeV are excluded using  $139 \text{ fb}^{-1}$  of data collected by ATLAS [29]. In a degenerate production model, in which both left- and right-handed  $\tilde{\tau}$  pairs are produced, with a massless LSP  $\tilde{\tau}$  masses are excluded up to 150 GeV using  $77.2 \text{ fb}^{-1}$  collected by CMS [30]. However, for the cases with massive LSP, especially when the mass split of slepton and LSP is very small, the sensitivity from LHC is limited.

CEPC has higher center-of-mass energy than LEP. Compared to LHC, CEPC has very clean collision environment, which means less backgrounds. Besides, reconstruction and identification efficiencies for tracks and single particles (e.g. muon) at CEPC are higher than LHC, which ensures sufficient sensitivities for the scenarios with very soft objects [31].

Just like CEPC, ILC and FCC-ee are proposed electron positron colliders [32, 33]. CEPC and FCC-ee are circular colliders designed to run in some stages with center-of-mass energy from 90 GeV to 350 GeV. ILC is a linear particle accelerator designed to run in some stages with center-of-mass energy from 250 GeV to 1 TeV. Due to the same types of interaction, there are similar physics processes in these colliders. No specific requirements about detector geometry are applied, which minimizes the reliance of the study. The systematic uncertainty of CEPC is supposed to be very small compared to the conserved assumption of 5% systematic uncertainty in this paper [34]. The results can be used as a guide for the similar searches on the other two colliders.

This paper presents the sensitivity studies of the direct stau / smuon production as illustrated in Figure 1.



**Fig. 1** Representative diagram illustrating the pair production of charged staus (smuons) and subsequent decay into a two-tau (two-muon) final state

## 2 Detector, Software and Samples

The CEPC Conceptual Design Report (CDR) presents the comprehensive introduction of detector and software [35]. There are two types of CEPC detector suggested. The baseline detector follows particle flow principle, and uses an ultra high granularity calorimetry system, a low material silicon tracker and a 3 Tesla magnet field. The alternative

detector uses 2 Tesla solenoid, a dual readout calorimeter and a drift chamber. In this study, the baseline detector is used in the MC simulation.

The software used in the process of simulation is as follows: The official SM background samples is generated by Whizard [36]. The SUSY signal samples are generated using MadGraph [37] and Pythia [38]. The interactions between particles and detector material are simulated by MokkaC [39]. The tracks reconstruction are done by Clupatra [40]. The particle flow algorithm Arbor [31] is used to reconstruct physics object. The LICH [41] based on Multivariate Data Analysis (TMVA) [42] is used for lepton identification.

The sleptons (stau or smuons) are pair produced after electron positron collisions and each slepton decay into a lepton and a  $\tilde{\chi}_1^0$  with a 100% branch ratio. In the search for direct slepton pair production, the lightest neutralino is the LSP and purely Bino. All sparticles except those mentioned here are assumed to be inaccessible at CEPC energy. The masses of all charginos and neutralinos apart from LSP were set to 2.5 TeV to forbid all other decay channels. The mixing matrix for the scalar taus / muons is antidiagonal such that no mixed production modes are expected. The signal samples of direct stau (smuon) production are parametrized as function of the  $\tilde{\tau}$  ( $\tilde{\mu}$ ) and LSP masses, where the lower  $\tilde{\tau}$  ( $\tilde{\mu}$ ) mass is bounded by LEP limit and the LSP mass is bounded by the  $\tilde{\tau}$  ( $\tilde{\mu}$ ) mass. The masses of  $\tilde{\tau}$  and  $\tilde{\mu}$  varied in the range 80 - 119 GeV. In this work, the superpartner of the left-handed lepton and right-handed lepton are considered to be mass degenerate. For each signal point,  $10^5$  events are simulated. Reference points with  $\tilde{\tau}$  ( $\tilde{\mu}$ ) masses of 115 GeV and  $\tilde{\chi}_1^0$  mass of 20, 60, 100 (20, 70, 110) GeV are used in this paper to illustrate typical features of the SUSY models to which this analysis is sensitive. The theoretical cross sections calculated by MadGraph [37] at leading order (LO) was 23.6 fb for  $\tilde{\tau}$  and  $\tilde{\mu}$  with mass of 115 GeV.

In this study, only the SM processes with two leptons (electrons, muons or taus) and large recoil mass are taken into account. The background processes includes two fermions processes, four fermions processes and Higgs signal. The Higgs signal is  $\nu\nu H, H \rightarrow \tau\tau$ . The two fermions processes are  $\mu\mu$  and  $\tau\tau$  processes. The four fermions processes compose of ZZ, WW, single Z, single W and Z or W mixing processes. The samples are normalized to the integrated luminosity of  $5.05 \text{ ab}^{-1}$ .

## 3 Search for the direct slepton production

The following considered variables are effective to distinguish the signal from SM backgrounds:

- $|\Delta\phi(\ell^\pm, recoil)|$ , the difference of azimuth between one lepton and the recoil system.

- $|\Delta\phi(\ell, \ell)|$ , the difference of azimuth between two leptons.
- $\Delta R(\ell^\pm, recoil)$ , the cone size between one lepton and the recoil system.
- $\Delta R(\ell, \ell)$ , the cone size between two leptons.
- $E_{\ell^\pm}$ , the energy of one lepton.
- $\text{sum}P_T$ , the sum of the transverse momentum of two leptons.
- $M_{\ell\ell}$ , the invariant mass of two leptons.
- $M_{recoil}$ , the invariant mass of the recoil system.

The signal regions are defined using the above kinematics selection criteria. Zn [43] was used as a sensitivity reference as shown in formula (1). The statistical uncertainty and 5% flat systematic uncertainty are considered in the Zn calculation.

$$Zn = \left[ 2 \left( (s+b) \ln \left[ \frac{(s+b)(b+\sigma_b^2)}{b^2+(s+b)\sigma_b^2} \right] - \frac{b^2}{\sigma_b^2} \ln \left[ 1 + \frac{\sigma_b^2 s}{b(b+\sigma_b^2)} \right] \right) \right]^{1/2} \quad (1)$$

### 3.1 Search for the direct stau production

In the search for the direct stau production, the leading track with negative (positive) charge to represent the tau (anti-tau) lepton. Events with 2 OS  $\tau$  with energy  $>0.5$  GeV are selected. The upper cuts on  $E_{\tau^\pm}$  are used to suppress  $\mu\mu$ , Z or W mixing, WW, Wev and Ze processes. The  $\text{sum}P_T$  selections are required to suppress  $\tau\tau$ ,  $\mu\mu$ , Zv processes. The  $\tau\tau$  and  $\mu\mu$  processes can further be suppressed by  $|\Delta\phi(\tau, \tau)|$  and  $|\Delta\phi(\tau^\pm, recoil)|$  selections. The processes of  $\tau\tau$ , ZZ and single Z are rejected by  $\Delta R(\tau, \tau)$  and  $\Delta R(\tau^\pm, recoil)$  selections. The upper cuts on  $M_{\tau\tau}$  are used to suppress  $\tau\tau$  and Wev processes. According to the signal topology, most of the signal events have large recoil mass. So, a lower cut of the invariant mass of recoil system,  $M_{recoil}$ , has been used to reject  $\tau\tau$  and Wev processes and some other SM processes without large recoil mass. The signal regions have been defined in Table 1. Due to different behaviors of signal processes with different mass splitting between  $\tilde{\tau}$  and  $\tilde{\chi}_1^0$ , three signal regions are defined to cover the whole  $\tilde{\tau}$ - $\tilde{\chi}_1^0$  mass parameter space well. The SR-highDeltaM covers the region with high mass split between  $\tilde{\tau}$  and  $\tilde{\chi}_1^0$ , the SR-midDeltaM covers the region with medium mass split between  $\tilde{\tau}$  and  $\tilde{\chi}_1^0$ , and the SR-lowDeltaM covers the region with low mass split between  $\tilde{\tau}$  and  $\tilde{\chi}_1^0$ . The behaviors of left-handed stau and right-handed stau are similar, so that the same signal regions are defined for both of them.

The kinematic distributions of  $M_{recoil}$  and  $M_{\tau\tau}$ , after signal region requirements except the variable itself, are shown in Figure 2. The expected sensitivity Zn as function of  $M_{recoil}$  and  $M_{\tau\tau}$  is also shown at the lower pad of the same plot, which shows that the requirements on  $M_{recoil}$  and  $M_{\tau\tau}$  are efficient to distinguish between signal events and SM background events. The event yields from the dominant background processes and the reference signal points after signal

region requirements are in Table 2, and the main background contributions are from  $e\nu W, W \rightarrow \tau\nu, ZZ$  or  $WW \rightarrow \tau\tau\nu\nu$  and  $\nu Z, Z \rightarrow \mu\mu$  processes.

The expected sensitivities as function of  $\tilde{\tau}$  mass and  $\tilde{\chi}_1^0$  mass for the signal regions with systematic uncertainty of 0% and 5% for direct stau production are shown in Figure 3. For each signal point, the signal region with best Zn has been chosen in sensitivity map in Figure 3. With the assumption of 5% flat systematic uncertainty, the discovery potential can reach up to 116 GeV ( 113 GeV ) with left-handed and right-handed stau (left or right-handed stau only), which is not much effected by systematic uncertainty of detectors.

### 3.2 Search for the direct smuon production

Events containing exactly two muons are selected, and the two muons have OS charge and energy larger than 0.5 GeV. The  $E_{\mu^\pm}$  selections are required to reject  $\tau\tau$  and Zv processes. The cuts on  $\Delta R(\mu^\pm, recoil)$  are used to suppress  $\tau\tau$ ,  $\mu\mu$  and ZZ processes. The upper cuts on  $M_{\mu\mu}$  are used to suppress WW and  $\mu\mu$  processes. According to the signal topology, most of the signal events have large recoil mass. So, a lower cut of the invariant mass of recoil system,  $M_{recoil}$ , has been used to reject  $\mu\mu$  and Z or W mixing processes and some other SM processes without large recoil mass. The signal regions have been defined in Table 3. Due to different behaviors of signal processes with different mass split between  $\tilde{\mu}$  and  $\tilde{\chi}_1^0$ , three signal regions are defined to cover the whole  $\tilde{\mu}$ - $\tilde{\chi}_1^0$  mass parameter space well. The SR-highDeltaM covers the region with high mass split between  $\tilde{\mu}$  and  $\tilde{\chi}_1^0$ , the SR-midDeltaM covers the region with medium mass split between  $\tilde{\mu}$  and  $\tilde{\chi}_1^0$ , and the SR-lowDeltaM covers the region with low mass split between  $\tilde{\mu}$  and  $\tilde{\chi}_1^0$ .

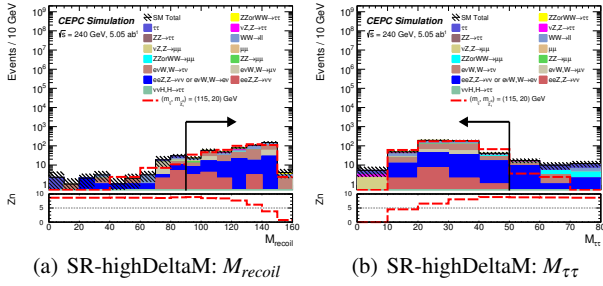
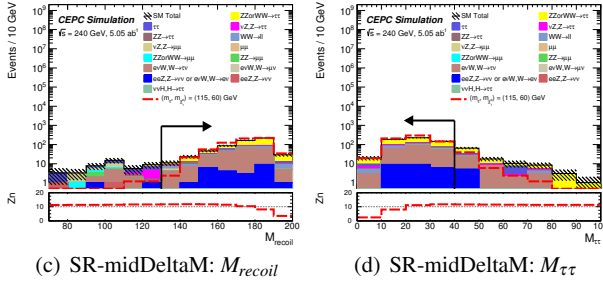
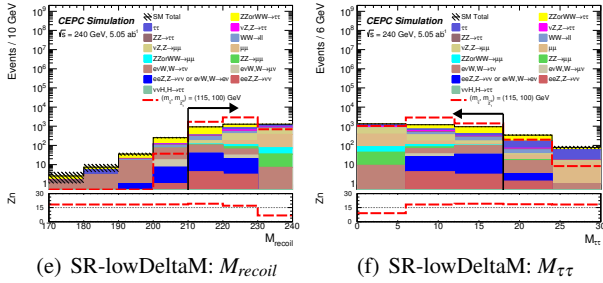
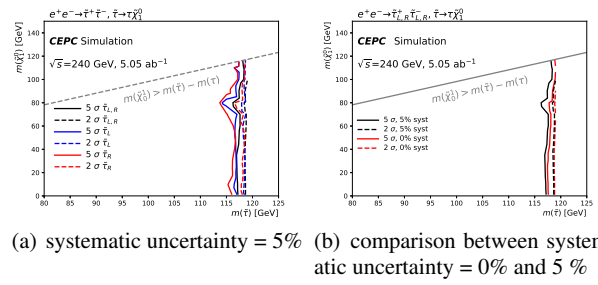
The kinematic distributions of  $M_{recoil}$  and  $M_{\mu\mu}$ , after signal region requirements except the variable itself, are shown in Figure 4. The expected sensitivity Zn as function of  $M_{recoil}$  and  $M_{\mu\mu}$  is also shown at the lower pad of the same plot, which shows that the selections on the  $M_{recoil}$  and  $M_{\mu\mu}$  are efficient to distinguish between SUSY signal events and SM

**Table 1** Summary of selection requirements for the direct stau production signal region. DeltaM means difference of mass between  $\tilde{\tau}$  and LSP

SR-highDeltaM	SR-midDeltaM	SR-lowDeltaM
$E_{\tau^\pm} < 34$ GeV		$E_{\tau^\pm} < 15$ GeV
$\text{sum}P_T > 70$ GeV	$\text{sum}P_T > 40$ GeV	-
-	$0.2 <  \Delta\phi(\tau, \tau)  < 1.2$	$ \Delta\phi(\tau, \tau)  > 0.6$
$2.4 <  \Delta\phi(\tau^\pm, recoil)  < 3$	$0.4 < \Delta R(\tau, \tau) < 1.6$	$ \Delta\phi(\tau^\pm, recoil)  > 2.3$
$0.4 < \Delta R(\tau, \tau) < 1$	$0.4 < \Delta R(\tau, \tau) < 1.6$	-
	$\Delta R(\tau^\pm, recoil) < 3.1$	$\Delta R(\tau^\pm, recoil) < 2.9$
$M_{\tau\tau} < 50$ GeV	$M_{\tau\tau} < 40$ GeV	$M_{\tau\tau} < 18$ GeV
$M_{recoil} > 90$ GeV	$M_{recoil} > 130$ GeV	$M_{recoil} > 210$ GeV

**Table 2** The number of events in the signal regions for signal and SM backgrounds with statistical uncertainty for direct stau production

process	SR-highDeltaM	SR-midDeltaM	SR-lowDeltaM
$ZZ$ or $WW \rightarrow \tau\tau\nu\nu$	$40.2 \pm 6.4$	$273 \pm 17$	$1154 \pm 34$
$\tau\tau$	$6.8 \pm 3.9$	$13.6 \pm 5.6$	$493 \pm 33$
$\nu Z, Z \rightarrow \tau\tau$	$15.6 \pm 3.4$	$22.2 \pm 4.1$	$224 \pm 13$
$ZZ \rightarrow \tau\nu\nu$	$17.1 \pm 3.0$	$18.8 \pm 3.2$	$47.2 \pm 5.0$
$WW \rightarrow \ell\ell$	$91.0 \pm 9.7$	$38.9 \pm 6.3$	$259 \pm 16$
$\nu Z, Z \rightarrow \mu\mu$	$4.5 \pm 2.2$	$2.2 \pm 1.6$	$698 \pm 28$
$\mu\mu$	-	-	$408 \pm 50$
$ZZ$ or $WW \rightarrow \mu\mu\nu\nu$	$5.3 \pm 2.4$	$1.1 \pm 1.1$	$74.8 \pm 8.9$
$ZZ \rightarrow \mu\mu\nu\nu$	$2.8 \pm 2.0$	-	$54.0 \pm 8.6$
$e\nu W, W \rightarrow \tau\nu$	$143 \pm 12$	$185 \pm 14$	$102 \pm 10$
$e\nu W, W \rightarrow \mu\nu$	$39 \pm 20$	-	$9.8 \pm 9.9$
$eeZ, Z \rightarrow \nu\nu$ or $e\nu W, W \rightarrow e\nu$	$94.6 \pm 9.9$	$24.7 \pm 5.0$	$52.4 \pm 7.3$
$eeZ, Z \rightarrow \nu\nu$	$12.3 \pm 3.5$	-	$7.2 \pm 2.7$
$\nu\nu H, H \rightarrow \tau\tau$	-	-	-
Total background	$473 \pm 29$	$580 \pm 24$	$3582 \pm 80$
$m(\tilde{\tau}, \tilde{\chi}_1^0) = (115, 20)$ GeV	$478 \pm 24$	$403 \pm 22$	$255 \pm 17$
$m(\tilde{\tau}, \tilde{\chi}_1^0) = (115, 60)$ GeV	$93 \pm 11$	$671 \pm 28$	$608 \pm 27$
$m(\tilde{\tau}, \tilde{\chi}_1^0) = (115, 100)$ GeV	-	-	$5275 \pm 79$

(a) SR-highDeltaM:  $M_{recoil}$ (b) SR-highDeltaM:  $M_{\tau\tau}$ (c) SR-midDeltaM:  $M_{recoil}$ (d) SR-midDeltaM:  $M_{\tau\tau}$ (e) SR-lowDeltaM:  $M_{recoil}$ (f) SR-lowDeltaM:  $M_{\tau\tau}$ **Fig. 2** "N-1" or "N" distributions of used variables after signal region requirements for direct stau production, except the variable itself, have been applied. The low pad is the Zn which calculated with statistical uncertainty and 5% flat systematic uncertainty

(a) systematic uncertainty = 5%

(b) comparison between systematic uncertainty = 0% and 5%

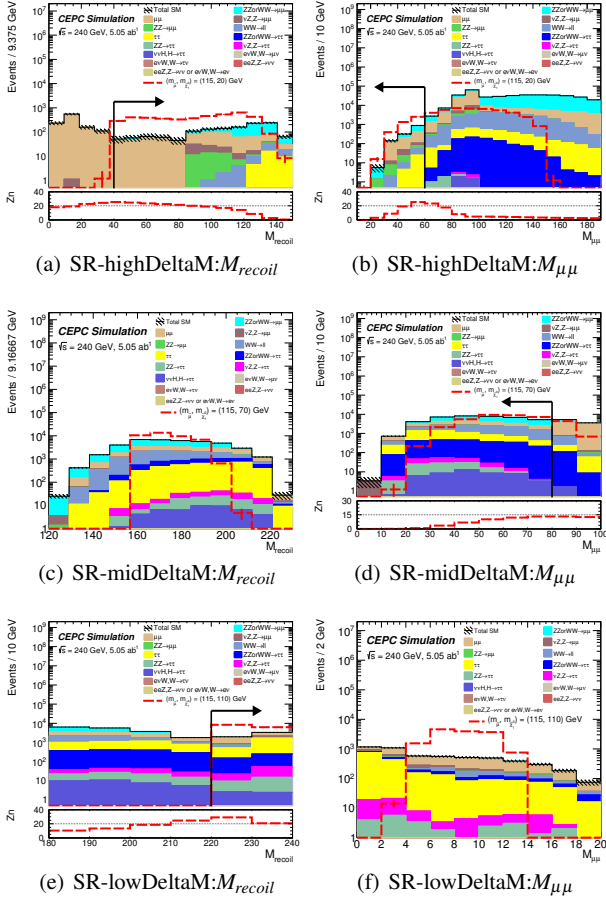
**Fig. 3** The expected sensitivities as function of  $\tilde{\tau}$  mass and  $\tilde{\chi}_1^0$  mass for direct  $\tilde{\tau}$  production with systematic uncertainty of 0% and 5% assumption**Table 3** Summary of selection requirements for the direct smuon production signal region. DeltaM means difference of mass between  $\tilde{\mu}$  and LSP

SR-highDeltaM	SR-midDeltaM	SR-lowDeltaM
= 2 muons (OS, both energy $> 0.5$ GeV)		
$E_{\mu} > 40$ GeV	$9 \text{ GeV} < E_{\mu} < 48 \text{ GeV}$	-
$\Delta R(\mu, recoil) < 2.9$	$1.5 < \Delta R(\mu, recoil) < 2.8$	-
$M_{\mu\mu} < 60$ GeV	$M_{\mu\mu} < 80$ GeV	-
$M_{recoil} > 40$ GeV	-	$M_{recoil} > 220$ GeV

background processes. The event yields from the dominant background processes and the reference signal points after signal region requirements are in Table 4, and the main background contributions are from  $ZZ$  or  $WW \rightarrow \mu\mu\nu\nu$ ,  $\mu\mu$  and  $\tau\tau$  processes. The expected sensitivities as function of  $\tilde{\mu}$  mass and  $\tilde{\chi}_1^0$  mass for the signal regions with systematic uncertainty of 0% and 5% for direct smuon production are shown in Figure 5. For each signal point, the signal region with best Zn has been chosen in sensitivity map in Figure

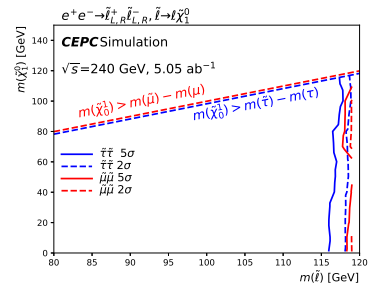
5. With the assumption of 5% flat systematic uncertainty, the discovery sensitivity can reach up to 117 GeV in smuon mass, which is not too much effected by systematic uncertainty of detectors.

### 3.3 Summary of slepton search

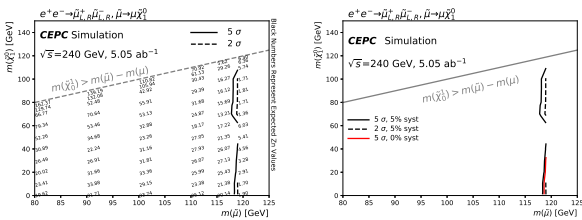


**Fig. 4** "N" or "N-1" distributions of used variables after signal region requirements for direct smuon production, except the variable itself, have been applied. The low pad is the Zn which calculated with statistical uncertainty and 5% flat systematic uncertainty

The  $5\sigma$  contours with 5% flat systematic uncertainty of these two scenarios are shown in Figure 6. With the assumption of  $5.05\text{ ab}^{-1}$  and 5% flat systematic uncertainty, the discovery potential can reach up to 116 GeV(117 GeV) for direct  $\tilde{\tau}$  ( $\tilde{\mu}$ ) production.



**Fig. 6** The  $5\sigma$  contour of direct  $\tilde{\tau}$  production and direct  $\tilde{\mu}$  production with 5% flat systematic uncertainty.



(a) systematic uncertainty = 5% (b) comparison between systematic uncertainty = 0% and 5%

**Fig. 5** The expected sensitivities as function of  $\tilde{\mu}$  mass and  $\tilde{\chi}_1^0$  mass for direct smuon production signal regions with systematic uncertainty of 0% and 5% assumption

**Table 4** The number of events in the signal regions for signal and SM backgrounds with statistical uncertainty for direct smuon production

process	SR-highDeltaM	SR-midDeltaM	SR-lowDeltaM
$ZZorWW \rightarrow \mu\mu\nu\nu$	597±25	18020±140	168±13
$\mu\mu$	578±59	8000±220	2190±120
$\nu Z, Z \rightarrow \mu\mu$	59.0±8.1	423±22	467±23
$ZZ \rightarrow \mu\mu\nu\nu$	41.5±7.6	161±15	52.6±8.5
$WW \rightarrow \ell\ell$	37.9±6.2	7671±89	282±17
$\tau\tau$	29.5±8.2	3748±92	1782±64
$ZZorWW \rightarrow \tau\tau\nu\nu$	-	2128±47	325±18
$ZZ \rightarrow \tau\tau\nu\nu$	-	69.1±6.1	19.8±3.3
$\nu Z, Z \rightarrow \tau\tau$	-	83.7±7.9	51.9±6.2
$\nu\nu H, H \rightarrow \tau\tau$	-	47.9±2.7	5.11±0.89
$e\nu W, W \rightarrow \mu\nu$	-	-	-
$e\nu W, W \rightarrow \tau\nu$	-	-	-
$eeZ, Z \rightarrow \nu\nu$	-	-	-
$eeZ, Z \rightarrow \nu\nu e\nu e\nu W, W \rightarrow e\nu$	-	-	-
Total background	1343±66	40350±300	5340±140
$m(\tilde{\mu}, \tilde{\chi}_1^0) = (115, 20)$ GeV	4288±72	1638±44	-
$m(\tilde{\mu}, \tilde{\chi}_1^0) = (115, 70)$ GeV	-	41140±220	-
$m(\tilde{\mu}, \tilde{\chi}_1^0) = (115, 110)$ GeV	-	-	14540±130

## 4 Conclusion

Searches for direct slepton pair production are performed at CEPC using MC simulated samples. For direct stau production with left-handed and right-handed (left/right-handed stau only) stau, assuming flat 5% systematic uncertainty, the discovery sensitivity can reach up to 116 GeV (113 GeV) in stau mass. For direct smuon production, assuming flat 5% systematic uncertainty, the discovery sensitivity can reach up to 117 GeV in smuon mass. The  $\tilde{\tau}$  ( $\tilde{\mu}$ ) mass limit extends about 30 (22) GeV beyond previous limits by LEP [20–25] in high  $\tilde{\tau}$  ( $\tilde{\mu}$ ) mass region, and can cover the compressed region with small mass difference between  $\tilde{\tau}$  ( $\tilde{\mu}$ ) and LSP, which is hard for ATLAS and CMS to reach [26–30]. The result of this research at CEPC also can be applied to other electron-positron experiments with close center-of-mass energy, such as ILC [32] and FCC-ee [33].

## 5 Acknowledgments

The authors are grateful to Cheng-dong Fu, Gang Li, and Xiang-hu Zhao for providing the simulation tools. This study was supported by the National Key Programme (Grant NO.: 2018YFA0404000).

## References

1. Y.A. Golfand, E.P. Likhtman, JETP Lett. **13**, 323 (1971)
2. D.V. Volkov, V.P. Akulov, Phys. Lett. B **46**, 109 (1973)
3. J. Wess, B. Zumino, Nucl. Phys. B **70**, 39 (1974)
4. J. Wess, B. Zumino, Nucl. Phys. B **78**, 1 (1974)
5. S. Ferrara, B. Zumino, Nucl. Phys. B **79**, 413 (1974)
6. A. Salam, J.A. Strathdee, Phys. Lett. B **51**, 353 (1974)
7. S.P. Martin, Adv. Ser. Dir. High Energy Phys. **18**, 1 (1998)
8. G.R. Farrar, P. Fayet, Phys. Lett. B **76**, 575 (1978)
9. H. Goldberg, Phys. Rev. Lett. **50**, 1419 (1983)
10. J.R. Ellis, J.S. Hagelin, D.V. Nanopoulos, et al., Nucl. Phys. B **238**, 453 (1984)
11. D. Albornoz Vásquez, G. Bélanger, C. Boehm, Phys. Rev. D **84**, 095015 (2011)
12. G. Belanger, F. Boudjema, A. Cottrant, et al., Nucl. Phys. B **706**, 411 (2005)
13. S.F. King, J.P. Roberts, D.P. Roy, J. High Energy Phys. **10**, 106 (2007)
14. M. Endo, W. Yin, J. High Energy Phys. **08**, 122 (2019)
15. M. Dine, W. Fischler, Phys. Lett. B **110**, 227 (1982)
16. L. Alvarez-Gaume, M. Claudson, M.B. Wise, Nucl. Phys. B **207**, 96 (1982)
17. C.R. Nappi, B.A. Ovrut, Phys. Lett. B **113**, 175 (1982)
18. L. Randall, R. Sundrum, Nucl. Phys. B **557**, 79 (1999)
19. G.F. Giudice, M.A. Luty, H. Murayama, et al., J. High Energy Phys. **12**, 027 (1998)
20. LEPSUSYWG, ALEPH, DELPHI, L3 and OPAL experiments, note LEPSUSYWG/04-01.1. URL <http://lepsusy.web.cern.ch/lepsusy/Welcome.html>
21. A. Heister, S. Schael, R. Barate, et al., Physics Letters B **526**, 206 (2002)
22. A. Heister, S. Schael, R. Barate, et al., Phys. Lett. B **583**, 247 (2004)
23. The DELPHI Collaboration, Eur. Phys. J. C **31**, 421 (2003)
24. P. Achard, O. Adriani, M. Aguilar-Benitez, et al., Phys. Lett. B **580**, 37 (2004)
25. OPAL Collaboration, Eur. Phys. J. C **32**, 453 (2004)
26. ATLAS Collaboration, Phys. Rev. D **101**, 052005 (2020)
27. ATLAS Collaboration, Eur. Phys. J. C **80**, 123 (2020)
28. CMS Collaboration, Phys. Lett. B **790**, 140 (2019)
29. ATLAS Collaboration, Phys. Rev. D **101**, 032009 (2020)
30. CMS Collaboration, Eur. Phys. J. C **80**, 189 (2020)
31. M. Ruan, H. Zhao, G. Li, et al., Eur. Phys. J. C **78**(5), 426 (2018)
32. T. Behnke, J.E. Brau, P.N. Burrows, et al., arXiv e-prints p. arXiv:2010.15061 (2013)
33. M. Bicer, H. Duran Yildiz, I. Yildiz, et al., J. High Energy Phys. **01**, 164 (2014)
34. I. Smiljanic, I. Bozovic Jelisavcic, G. Kacarevic, arXiv e-prints arXiv:2010.15061 (2020)
35. The CEPC Study Group, arXiv e-prints arXiv:1811.10545 (2018)
36. W. Kilian, T. Ohl, J. Reuter, Eur. Phys. J. C **71**, 1742 (2011)

- 
37. J. Alwall, R. Frederix, S. Frixione, et al., *J. High Energy Phys.* **07**, 079 (2014)
  38. T. Sjöstrand, S. Ask, J.R. Christiansen, et al., *Comput. Phys. Commun.* **191**, 159 (2015)
  39. P. Mora de Freitas, H. Videau. Detector simulation with MOKKA / GEANT4: Present and future. In *Proceedings of International Workshop on Linear Colliders (LCWS 2002)*, (Korea: Jeju Island, 2002), p. 623-627
  40. F. Gaede, S. Aplin, R. Glattauer, et al., *J. Phys. Conf. Ser* **513**, 022011 (2014)
  41. D. Yu, M. Ruan, V. Boudry, H. Videau, *Eur. Phys. J. C* **77**(9), 591 (2017)
  42. A. Hoecker, P. Speckmayer, J. Stelzer, et al., arXiv e-prints physics/0703039 (2007)
  43. G. Cowan. Discovery sensitivity for a counting experiment with background uncertainty. <http://www.pp.rhul.ac.uk/~cowan/stat/medsig/medsigNote.pdf>, retrieved 9th April 2021