

Helicity amplitudes without gauge cancellation for electroweak processes

Junmou Chen^{1,a}, Kaoru Hagiwara^{2,b}, Junichi Kanzaki^{3,c}, and Kentarou Mawatari^{4,d}

¹ Department of Physics, Jinan University, Guangzhou, Guangdong Province, 510632, China

² KEK Theory Center and Sokendai, Tsukuba, Ibaraki 305-0801, Japan

³ Kavli IPMU (WPI), UTIAS, The University of Tokyo, Kashiwa, Chiba 277-8583, Japan

⁴ Faculty of Education, Iwate University, Morioka, Iwate 020-8550, Japan

Abstract. In the 5-component representation of weak bosons, the first four components make a Lorentz four vector, representing the transverse and longitudinal polarizations excluding the scalar component of the weak bosons, whereas its fifth component corresponds to the Goldstone boson. We obtain the 5×5 component propagators of off-shell weak bosons, proposed previously and named after the Goldstone boson equivalence theorem, by starting from the unitary-gauge representation of the tree-level scattering amplitudes, and by applying the BRST (Becchi–Rouet–Stora–Tyutin) identities to the two sub-amplitudes connected by each off-shell weak-boson line. By replacing all weak boson vertices with those among the off-shell 5-component wavefunctions, we arrive at the expression of the electroweak scattering amplitudes, where the magnitude of each Feynman amplitude has the correct on-shell limits for all internal propagators, and hence with no artificial gauge cancellation among diagrams. Although our derivation is limited to the tree-level only, it allows us to study the properties of each Feynman amplitude separately, and then learn how they interfere in the full amplitudes. We implement the 5-component weak boson propagators and their vertices in the numerical helicity amplitude calculation code **HELAS** (Helicity Amplitude Subroutines), so that an automatic amplitude generation program such as **MadGraph** can generate the scattering amplitudes without gauge cancellation. We present results for several high-energy scattering processes where subtle gauge-theory cancellation among diagrams takes place in all the other known approaches.

1 Introduction

It has been customary that scattering amplitudes in QED, QCD, and those in the standard model (SM) are expressed in terms of the Feynman amplitudes, where the gauge-boson propagators are expressed in a given gauge, such as in the Feynman gauge, Landau gauge, light-cone gauge, axial gauge, unitary gauge or renormalizable covariant R_ξ gauge, etc. It has been shown that scattering amplitudes, or S -matrix elements of external on-shell particles, are independent of the gauge which we need to fix to quantize the gauge bosons. The gauge invariance of the amplitudes has thus been used to test our analytic or numerical computations.

Recently, a new type of gauge-boson propagators is proposed for massless gauge bosons [1], such as photons and gluons:

$$\tilde{D}_{\mu\nu}(q) = \frac{-i \tilde{g}_{\mu\nu}}{q^2 + i\varepsilon}, \quad (1)$$

which has the form of the light-cone gauge propagator,

$$\tilde{g}_{\mu\nu} = g_{\mu\nu} - \frac{n_\mu q_\nu + q_\mu n_\nu}{n \cdot q}, \quad (2)$$

where the light-like vector n^μ is chosen for each propagator as

$$n^\mu = (\text{sgn}(q^0), -\vec{q}/|\vec{q}|), \quad (3)$$

depending on the three momentum of the off-shell gauge bosons. Here, $\text{sgn}(q^0) = 1$ when $q^0 \geq 0$, while $\text{sgn}(q^0) = -1$ otherwise.

It has been shown in Ref. [1] that tree-level scattering amplitudes calculated with the above photon and gluon propagators agree exactly with the known gauge invariant helicity amplitudes. The agreement has been shown to follow from the BRST (Becchi–Rouet–Stora–Tyutin) identities [2]

$$\langle \text{phys} | \{Q_{\text{BRST}}, \bar{c}\} | \text{phys} \rangle = \langle \text{phys} | \partial_\mu A^\mu | \text{phys} \rangle = 0, \quad (4)$$

where the BRST transformation of the anti-ghost field \bar{c} gives the covariant gauge fixing term both in QED and QCD. The physical states are defined to be BRST invariant, or

$$Q_{\text{BRST}} | \text{phys} \rangle = 0. \quad (5)$$

^a chenjm@jnu.edu.cn

^b kaoru.hagiwara@kek.jp

^c junichi.kanzaki@ipmu.jp

^d mawatari@iwate-u.ac.jp

When an arbitrary scattering amplitude is connected by a photon/gluon propagator as

$$\mathcal{M} = T_1^\mu \frac{P_{\mu\nu}^{R_\xi}}{q^2 + i\varepsilon} T_2^\nu \quad (6)$$

with

$$P_{\mu\nu}^{R_\xi} = -g_{\mu\nu} + (1 - \xi) \frac{q_\mu q_\nu}{q^2} \quad (7)$$

in the covariant (R_ξ) gauge, the theorem can be applied for the two sub-amplitudes T_1^μ and T_2^ν , giving

$$q_\mu T_k^\mu = 0 \quad (8)$$

for both $k = 1$ and 2 . Because of the BRST identities for the two off-shell currents in Eq. (8), we can drop all terms proportional to q_μ and q_ν in the polarization tensor as

$$\begin{aligned} \tilde{P}_{\mu\nu} &= \sum_{\lambda=\pm 1} \epsilon^\mu(q, \lambda) \epsilon^\nu(q, \lambda) + \text{sgn}(q^2) \tilde{\epsilon}^\mu(q, 0) \tilde{\epsilon}^\nu(q, 0) \\ &= -\tilde{g}_{\mu\nu}, \end{aligned} \quad (9)$$

where

$$\tilde{\epsilon}^\mu(q, 0) = \epsilon^\mu(q, 0) - \frac{q^\mu}{Q}, \quad (10)$$

with $Q = \sqrt{|q^2|}$, when $q^0 > 0$. The essence of the propagator in Eqs. (1) and (2) is hence that the component of the longitudinally polarized mode of the virtual photon/gluon which grows with q^μ at high energies is not allowed to propagate. Indeed, $\tilde{\epsilon}^\mu(q, 0)$ vanishes at high energies. Our notation for the polarization vectors is summarized in Appendix C.

The striking property of the QED/QCD scattering amplitudes calculated with the propagators of the form (1) is that there is no subtle cancellation among Feynman amplitudes and that the individual Feynman amplitude shows all the on-shell singularities at all energies in an arbitrary Lorentz frame. Accordingly, the absolute value squared of the Feynman amplitudes calculated with the propagator (1) reproduces the well-known DGLAP splitting functions [3] in the collinear limit. Because of this property, the propagator of Eqs. (1) and (2) has been named ‘parton-shower (PS) gauge’ in Ref. [1].

In this paper, we extend the study of Ref. [1] to massive vector bosons in the SM of particle physics, W and Z bosons. The BRST identities for the physical states now read

$$\begin{aligned} &\langle \text{phys} | \{Q_{\text{BRST}}, \bar{c}\} | \text{phys} \rangle \\ &= \langle \text{phys} | (\partial_\mu V^\mu - \xi m_V \pi_V) | \text{phys} \rangle = 0 \end{aligned} \quad (11)$$

in the covariant R_ξ gauge [4], where π_V corresponds to the Goldstone boson associated with the weak bosons $V = W^\pm$ and Z . We can apply the BRST identities (11) to a pair of an arbitrary tree-level amplitudes which are connected by a weak boson propagator, e.g. as

$$\mathcal{M} = T_1^\mu \frac{P_{V\mu\nu}^U}{q^2 - m_V^2 + i\varepsilon} T_2^\nu \quad (12)$$

with

$$P_{V\mu\nu}^U = -g_{\mu\nu} + \frac{q_\mu q_\nu}{m_V^2} \quad (13)$$

in the unitary gauge. We can express the unitary-gauge polarization tensor (13) as

$$P_{V\mu\nu}^U = -\tilde{g}_{\mu\nu} + \tilde{\epsilon}_\mu(q, 0)^* \frac{q_\nu}{Q} + \frac{q_\mu}{Q} \tilde{\epsilon}_\nu(q, 0) + \frac{q_\mu q_\nu}{m_V^2}, \quad (14)$$

where $\tilde{g}_{\mu\nu}$ denotes the polarization tensor (2) or (9) of QED and QCD [1]. As we show below in Sect. 2, the BRST identities (11) for the sub-amplitudes T_k^μ give

$$-iq_\mu T_1^\mu = m_V T_1^{\pi_V}, \quad (15a)$$

$$iq_\nu T_2^\nu = m_V T_2^{\pi_V}, \quad (15b)$$

where $T_k^{\pi_V}$ ($k = 1, 2$) are the Goldstone-boson amplitudes. The weak-boson propagators are then expressed as a summation over the contribution of the QED/QCD-like term, the mixing terms between the reduced longitudinal polarization vector (10) and the Goldstone boson, and the Goldstone-boson exchange term. All the unitary-gauge propagators are hence expressed in the 5×5 matrix form in the 5-component representation of the weak bosons.

The 5-component representation of the weak boson wavefunctions was introduced by Chanowitz and Gailard [5] in their derivation of the Goldstone boson equivalence theorem. It was adopted by the authors of Refs. [6–9] in obtaining the equivalent distributions of the weak bosons in massless quarks and leptons. The 5×5 matrix form of the weak-boson propagators, Eq. (14), was introduced in Ref. [9] in their derivation of the electroweak (EW) splitting functions, and derived rigorously in Ref. [10] as a consistent covariant quantization of the EW theory. Although our derivation is limited to the tree-level amplitudes only, as explained in the following section, we keep it in the manuscript because it was inspired by the success of obtaining ‘PS-gauge’ amplitudes in unbroken gauge theories [1] and also because its simplicity has allowed us to develop an automatic amplitude generation code in the SM.

In this paper, we present explicit expressions for all the weak boson propagators and their vertices in the SM, and prepare numerical codes to calculate arbitrary tree-level amplitudes by updating **HELAS** (HELicity Amplitude Subroutines) [11, 12] for automatic amplitude generation programs such as **MadGraph** [13–16].

The rest of the paper is organized as follows. In Sect. 2, we derive the 5-component weak boson wavefunctions and their 5×5 propagators, starting from the unitary-gauge amplitudes, and discuss the relationships with the amplitudes in the R_ξ gauge. We also explain how to generate an arbitrary tree-level helicity amplitude with the 5-component representation of weak bosons automatically by using **MadGraph5_aMC@NLO** [16]. In Sect. 3, we present numerical results for weak boson scattering processes $VV \rightarrow VV$ for $V = W^\pm$ or Z , W-boson pair production processes $l^- l^+ \rightarrow W^- W^+ \rightarrow f_1 \bar{f}_2 f_3 \bar{f}_4$, and $l^- l^+ \rightarrow l' \bar{l}' VV$ ($l = e$ or μ , $l' = l$ or ν_l). Section 4 summarizes our findings.

We give three appendices. Appendix A presents the new HELAS codes which are necessary to obtain helicity amplitudes in the 5-component weak-boson formalism. Appendix B gives all the Goldstone-boson couplings in the SM, while Appendix C summarizes our notation for polarization vectors.

2 Derivation

As stated above, the derivation of the 5×5 component weak-boson propagator given in this section is valid only for the tree-level scattering amplitudes. For a more general derivation, we refer the readers to Ref. [10].

2.1 5-component polarization vector of weak bosons

Let us denote a helicity amplitude with an external weak boson V ($V = W^\pm$ or Z) as

$$\mathcal{M}_\lambda = \epsilon_{V\mu}(q, \lambda) T_V^\mu, \quad (16)$$

where q and λ are the four momentum and the helicity of the vector boson. When the vector boson is in the final state, the polarization vector should be replaced by its complex conjugate. The three polarization vectors take a simple form

$$\epsilon_V^\mu(q, \pm) = \frac{1}{\sqrt{2}}(0, \mp 1, -i, 0), \quad (17a)$$

$$\epsilon_V^\mu(q, 0) = \frac{1}{m_V}(|\vec{q}|, 0, 0, E) = (\sinh y, 0, 0, \cosh y), \quad (17b)$$

in the frame where the three momentum \vec{q} is along the z -axis,

$$q^\mu = (E, 0, 0, |\vec{q}|) = m_V(\cosh y, 0, 0, \sinh y). \quad (18)$$

Here, y is the rapidity of the vector boson along its three momentum direction.

Because the polarization vector for longitudinally polarized ($\lambda = 0$) vector boson grows with E/m_V or as e^y at high energies, the individual Feynman amplitude for longitudinally polarized vector bosons often grows with energy, violating perturbative unitarity. In theories where the vector boson masses are obtained by spontaneous breaking of the gauge symmetry, all these unitarity violating terms cancel after summing over all the interfering Feynman amplitudes. The subtle gauge-theory cancellation among interfering amplitudes can lead to the loss of terms of order $(E/m_V)^n$ in numerical calculation of amplitudes for processes with n external weak bosons. The factor can be orders of 10^8 for weak boson scattering processes ($n = 4$) at $E = 10$ TeV.

The BRST invariance of quantized EW theory allows us to obtain the helicity amplitudes without subtle cancellation. We first split the $\lambda = 0$ polarization vector as

$$\tilde{\epsilon}_V^\mu(q, 0) = \epsilon_V^\mu(q, 0) - \frac{q^\mu}{m_V}, \quad (19)$$

where

$$\tilde{\epsilon}_V^\mu(q, 0) = \frac{m_V}{E + |\vec{q}|}(-1, 0, 0, 1) = e^{-y}(-1, 0, 0, 1), \quad (20)$$

in the frame where the three momentum of the vector boson is taken along the z -axis as in Eq. (18). The BRST identities (11) for the helicity amplitudes \mathcal{M}_λ (16) give

$$iq_\mu T_V^\mu = m_V T^{\pi_V}, \quad (21)$$

where T^{π_V} is the amplitude of the Goldstone boson π_V which gives the mass to the gauge boson V when the gauge invariance is broken spontaneously.¹ The sign of the left-hand-side of Eq. (21) should be reversed when the vector boson is in the final state.

An arbitrary amplitude of the longitudinally polarized massive gauge bosons (16) can hence be expressed as

$$\mathcal{M}_0 = \epsilon_{V\mu}(q, 0) T_V^\mu = \tilde{\epsilon}_{VM}(q, 0) T_V^M, \quad (22)$$

where the index M runs from 0 to 4, $M = \{\mu, 4\}$, with

$$\tilde{\epsilon}_V^M(q, \pm) = (\tilde{\epsilon}_V^\mu(q, \pm), 0) = (\epsilon_V^\mu(q, \pm), 0), \quad (23a)$$

$$\tilde{\epsilon}_V^M(q, 0) = (\tilde{\epsilon}_V^\mu(q, 0), i), \quad (23b)$$

and

$$T_V^4 = T^{\pi_V}, \quad (24)$$

when the weak boson V is in the initial state. When the weak boson V is in the final state, all the polarization ‘vectors’, $\tilde{\epsilon}_V^M(q, \lambda)$, should be replaced by their complex conjugates. Since all the components of $\tilde{\epsilon}_V^\mu(q, 0)$ in Eq. (20) vanish at high energies as $m_V/(E + |\vec{q}|) = e^{-y}$, and since the Goldstone boson amplitudes T^{π_V} do not grow with energy, we can tell that the $\lambda = 0$ vector boson scattering amplitudes should reduce to the associate Goldstone boson amplitudes at high energies, leading to the Goldstone boson equivalence theorem [5, 18].

As we show in Subsection 3.1, we study all $2 \rightarrow 2$ weak-boson scattering amplitudes, and verify numerically that the BRST identity (21) holds even when one or more external weak-boson polarization vectors are replaced by the 5-component wavefunctions (23).

If we keep the finite contribution of $\tilde{\epsilon}_V^\mu(q, 0)$, which can be significant at low energies, we have an exact expression of the amplitudes without gauge-theory cancellation. This has been shown first in the axial gauge in obtaining the equivalent real weak-boson distributions [6, 7], and the weak-boson splitting amplitudes [9], and also in the covariant gauge in Refs. [8, 10].

¹ It should be noted that the BRST identities, Eqs. (15a) and (15b), are valid in an arbitrary R_ξ gauge, including the unitary gauge ($\xi \rightarrow \infty$) in the tree level. This is because the sub-amplitudes T_V^μ and T^{π_V} in Eq. (21) are truncated, and all the Goldstone-boson couplings are ξ independent. The BRST identities, Eq. (21), in the unitary gauge has been used in checking the correctness of numerically evaluated scattering amplitudes [12, 17].

At this stage, we have obtained the expression of the weak-boson scattering amplitudes which have no external wavefunction components that grow with energy. However, because we adopt the unitary gauge for the internal propagators, individual Feynman amplitude can still have components which grow with energy when the energy of the exchanged off-shell weak boson is large. This problem can be solved by replacing all the unitary-gauge propagators by the 5×5 component propagators of the 5-component weak bosons [9, 10].

2.2 Propagators of the 5-component weak bosons

The BRST identities, Eqs. (15a) and (15b), allow us to replace one unitary-gauge propagator in an arbitrary tree-level scattering amplitude by the 5×5 component propagator of the 5-component representation of the weak bosons:

$$\mathcal{M} = T_1^\mu \frac{P_{V\mu\nu}^U}{q^2 - m_V^2 + i\varepsilon} T_2^\nu = T_1^M \frac{\tilde{P}_{VMN}}{q^2 - m_V^2 + i\varepsilon} T_2^N, \quad (25)$$

with

$$T_k^M = T_k^\mu \quad \text{when } M = \mu = 0, 1, 2, 3, \quad (26a)$$

$$T_k^M = T_k^{\pi\nu} \quad \text{when } M = 4, \quad (26b)$$

for $k = 1$ and 2 , and

$$\tilde{P}_{V\mu\nu} = -\tilde{g}_{\mu\nu}, \quad (27a)$$

$$\tilde{P}_{V\mu 4} = -i\tilde{\epsilon}_\mu(q, 0)^* \frac{m_V}{Q}, \quad (27b)$$

$$\tilde{P}_{V4\nu} = i\tilde{\epsilon}_\nu(q, 0) \frac{m_V}{Q}, \quad (27c)$$

$$\tilde{P}_{V44} = 1, \quad (27d)$$

or

$$\tilde{P}_{VMN} = \begin{pmatrix} -\tilde{g}_{\mu\nu} & -i\tilde{\epsilon}_\mu(q, 0)^* \frac{m_V}{Q} \\ i\tilde{\epsilon}_\nu(q, 0) \frac{m_V}{Q} & 1 \end{pmatrix} \quad (28)$$

in the matrix representation.

In the first step, the subamplitudes T_1^μ and T_2^ν are both off-shell weak-boson currents connected by all Feynman diagrams to on-shell states in the unitary gauge. What we verified by using our numerical code is that the identities (26) hold even if the off-shell weak-boson line is connected by the 5×5 propagator (28). Because of this, all the unitary-gauge propagators can be replaced by the 5×5 propagators.

Let us give a few key properties of the 4×4 components of the polarization tensor $\tilde{P}_{V\mu\nu}$, which is exactly the same as the special light-cone gauge propagator introduced in Ref. [1] for the photons and gluons, Eqs. (2) and (9). The light-cone vector n^μ (3) has its three-vector component along $-\vec{q}$ and the time component is fixed to give

$$n \cdot q = |q^0| + |\vec{q}| \quad (29)$$

for an arbitrary four momentum q^μ . The reduced polarization vector for the $\lambda = 0$ state (10) can be expressed as

$$\tilde{\epsilon}^\mu(q, 0) = \text{sgn}(q^2) e^{-y} (-1, 0, 0, 1), \quad (30)$$

when the three momentum \vec{q} is along the positive z -axis with $q_z = Q \sinh y$ for the time-like, and $q_z = Q \cosh y$ for the space-like four momentum. The reduced polarization tensor becomes

$$\tilde{P}_{V\mu\nu} = -\tilde{g}_{\mu\nu} = \begin{pmatrix} e^{-2y} & 0 & 0 & -e^{-2y} \\ 0 & 1 & 0 & 0 \\ 0 & 0 & 1 & 0 \\ -e^{-2y} & 0 & 0 & e^{-2y} \end{pmatrix} \quad (31)$$

both for the time-like and space-like momentum. Therefore, the longitudinal polarization mode is suppressed by the e^{-2y} factor as compared to the transverse polarization modes at high energies.

For massive vector bosons, the remaining part of the longitudinally polarized weak bosons and also the scalar ($j = 0$) component can propagate. For instance, the polarization transfer tensor in the unitary gauge can be expressed as

$$P_{V\mu\nu}^U = -\tilde{g}_{\mu\nu} - \frac{n_\mu q_\nu + q_\mu n_\nu}{n \cdot q} + \frac{q_\mu q_\nu}{m_V^2}. \quad (32)$$

The first term gives the propagation of the spin-1 ($j = 1$) components just as in QED and QCD [1], while the second term gives transitions between the reduced longitudinal polarization state and the spin-0 ($j = 0$) component, and the last part gives the propagation of the spin-0 component. This is manifest in the equivalent expression given in Eq. (14). Applying the BRST identities (15), which are valid at an arbitrary q^μ , we arrive at the 5-component weak boson propagator

$$\tilde{P}_{VMN} = \begin{pmatrix} -\tilde{g}_{\mu\nu} & im_V \frac{n_\mu}{n \cdot q} \\ -im_V \frac{n_\nu}{n \cdot q} & 1 \end{pmatrix} \quad (33)$$

in the matrix representation. Note that the expression in Eq. (33) agrees with Eq. (28) when $q^2 > 0$, because Eq. (28) is obtained from Eq. (15) when the weak boson is produced by T_1^μ with the time-like momentum and then decays into T_2^ν . The form of our 5×5 polarization transfer matrix (33) is valid for an arbitrary four momentum q^μ , including the space-like momentum with $q^2 < 0$. This can be confirmed by replacing q^μ by $-q^\mu$ in the propagator; the diagonal terms in Eq. (33) are invariant under the replacement. In the off-diagonal terms, $n \cdot q$, given in Eq. (29), is invariant, while n^μ changes sign. At the same time the Goldstone-boson flow is reversed, resulting in the exchange between i and $-i$ in the BRST identities (15). We hence recover the same form (33).

2.3 Implementation in MadGraph5_aMC@NLO

The 5-component representation of the weak bosons and their 5×5 polarization transfer matrix propagators can be

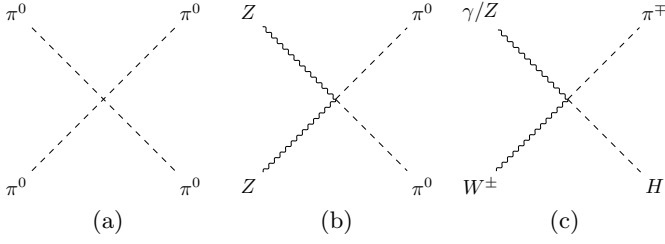


Fig. 1. Contact interactions which do not appear in the unitary-gauge weak-boson vertices.

a powerful tool in the study of the SM physics if they can be implemented into an automatic amplitude generation program, such as `MadGraph5_aMC@NLO` (MG5) [16]. In this paper, we develop a working model which can be applied to calculate tree-level helicity amplitudes of an arbitrary processes in the SM.

We first generate the amplitudes in the unitary gauge of the SM weak bosons by using MG5 [16]. MG5 produces numerical codes to compute helicity amplitudes corresponding to each Feynman diagram. The numerical codes calculate the helicity amplitudes by successively calling HELAS subroutines [11], which calculate off-shell fermion and vector boson wavefunctions starting from the external on-shell particle wavefunctions. The amplitude is obtained as a complex number when all the off-shell wavefunctions meet at one vertex.²

We modify the program as follows:

1. When an external particle is a weak boson (W^\pm or Z), we replace the external wavefunction with our 5-component wavefunction in Eq. (23).
2. All the vertices with external weak bosons should be extended to contain Goldstone boson contributions.
3. All the unitary-gauge propagator of weak bosons should be replaced by the 5×5 matrix propagator in Eq. (33).
4. All photon and gluon propagators should be given in the PS gauge in Eqs. (1) and (2).

The new HELAS subroutines for the 5-component representation of a massive vector boson (step 1), those for all the weak boson vertices in the SM (step 2), and those for the 5-component off-shell vector-boson wavefunctions (step 3) have been created, and they are listed in Appendix A. The off-shell photon and gluon propagators in the PS gauge (step 4) have been given in Ref. [1].

We note here that all the off-shell HELAS subroutines for a n -point vertex have $n - 1$ inputs and one off-shell output. When all the $n - 1$ inputs are on-shell states, the subroutine should hence satisfy the BRST identities (15). All our new HELAS subroutines have been tested explicitly by using the BRST, with the double complex accuracy of 12 to 13 digits. The BRST identities turn out to be valid when one or all $n - 1$ inputs are replaced by off-shell HELAS subroutines which are obtained from the external

on-shell states. In this way, we have checked step-by-step the BRST invariance of all off-shell vertices which appear in the tree-level SM amplitudes.

It turns out that the above four steps are not sufficient to generate all the SM amplitudes. This is because there are four 4-point vertices in the SM which couple only to the Goldstone boson(s) (the fifth component of our weak-boson wavefunctions) but not to the corresponding weak boson(s) in the unitary gauge. They are listed in Fig. 1: (a) The quartic coupling of the Goldstone boson $\pi_Z = \pi^0$. (b) The quartic gauge coupling of the Goldstone boson π^0 , which couples to Z -boson pair. (c) The quartic coupling among the photon (γ) or Z , H , W^\pm and the Goldstone boson of W^\mp ($\pi_{W^\mp} = \pi^\mp$).

Because the only way that we could identify these four missing vertices in the unitary gauge has been to check all Goldstone vertices in the SM, we present our parametrization of the SM Higgs sector in Appendix B. The quartic coupling of π^0 (Fig. 1(a)) appears in the Higgs potential, as a consequence of its custodial $SU(2)$ invariance, under which the three Goldstone bosons π^k with $k = 1, 2, 3$ transform as a triplet. All the other quartic vertices, Fig. 1(b,c), appear in the gauge coupling of the Higgs doublet, as so-called seagull terms.

Those four vertices do not appear among the weak boson vertices in the unitary gauge, and hence we should add them as additional vertices in the SM. This can easily be achieved in the SM UFO model by introducing the following three additional interactions, $ZZZZ$, $WWHZ$ and $WWH\gamma$. MG5 then generates helicity amplitudes with the HELAS subroutines with the above vertices. It is then straightforward to prepare the HELAS subroutines by using the Goldstone boson couplings of the SM. These additional codes are also given in Appendix A.

It should be noted that these quartic vertices are needed in our representation of the scattering amplitudes with the 5-component weak bosons, because the BRST identities, Eqs. (15a) and (15b), relate the total sum of all the contributing amplitudes rather than individual Feynman amplitudes. For example, the $ZZZZ$ sub-amplitudes with four unitary gauge Z -boson propagators generate the Goldstone vertices like Fig. 1(a) and (b). Therefore, the scalar ($j = 0$) polarization component of the physical (unitary-gauge) weak boson interacts with the Goldstone-boson vertices which are gauge (ξ) independent as shown explicitly in the Higgs Lagrangian (given in Appendix B for the minimal SM).

2.4 Comments on amplitudes in the R_ξ gauge

The tree-level amplitudes expressed in the unitary gauge have a special property that when we cut one gauge-boson propagator of a given four momentum in all the Feynman amplitudes, the full helicity amplitude is split into two pieces, each satisfying the BRST invariance. This is because when the cut vector-boson four momentum is set on-shell, each sub-amplitude can be regarded as an independent scattering amplitude.

² While `MadGraph/MadEvent v4` [14] employs the original HELAS library [11], `MadGraph5_aMC@NLO` [15]([16]) adopts ALOHA [19], which automatically generates the HELAS library by using the UFO format [20].

In general renormalizable covariant gauge, the R_ξ gauge with finite ξ [4], there can appear both a vector-boson and its associate Goldstone-boson propagator which share the same four momentum. In our 5-component representation of the weak bosons, its fifth component is interacts with the Goldstone boson couplings. It might therefore seem that our 5×5 matrix propagator of the weak bosons contains the associated Goldstone boson propagators in the Feynman gauge ($\xi = 1$). However, this is not the case, as explained below.

This can be seen clearly by denoting the massive weak-boson propagator in the R_ξ gauge

$$D_{V\mu\nu}^{R_\xi}(q) = \frac{i}{q^2 - m_V^2 + i\varepsilon} \left[-g_{\mu\nu} + (1 - \xi) \frac{q_\mu q_\nu}{q^2 - \xi m_V^2} \right], \quad (34)$$

in the following form:

$$D_{V\mu\nu}^{R_\xi}(q) = D_{V\mu\nu}^U(q) - \frac{q_\mu q_\nu}{m_V^2} \frac{i}{q^2 - \xi m_V^2}, \quad (35)$$

where $D_{V\mu\nu}^U(q)$ is the unitary-gauge propagator. Upon making use of the BRST identities, the second term in Eq. (35) gives the negative of the Goldstone-boson contribution in the R_ξ gauge with the propagator

$$D_{\pi_V}^{R_\xi}(q) = \frac{i}{q^2 - \xi m_V^2}, \quad (36)$$

whenever the same four-momentum is shared by the gauge boson and its associated Goldstone boson. We can hence conclude that their sum should agree with the contribution of the unitary-gauge propagator, and hence that of our 5×5 propagator. This statement is valid for an arbitrary R_ξ gauge, including the Feynman gauge ($\xi = 1$). Because of this cancellation, Goldstone-boson propagators cannot appear inside the tree-level scattering amplitudes.

Therefore even if we start from the scattering amplitude expression in the R_ξ gauge, the vector-boson and its associated Goldstone-boson contributions sum up to be replaced by the unitary-gauge propagator contribution. We find that in the R_ξ gauge amplitudes, we always have both a gauge-boson and its associated Goldstone-boson lines which share the same four-momentum, and this cancellation always takes place.³

Although it may seem that the Goldstone boson propagates inside our amplitudes, none of them are the Goldstone bosons of the R_ξ gauge. We can verify this by keeping the ξ factor in the mass term of the Goldstone-boson

³ The exact cancellation of the contributions of the Goldstone boson and the scalar component of the weak boson ($\partial^\mu V_\mu$) in the scattering amplitudes agrees with the quartet decoupling mechanism of the unitarity of covariantly quantized gauge theories [21], where a quartet of the Faddeev-Popov ghost and its anti-ghost [22], $\partial^\mu V_\mu$ and its associated Goldstone π_V , which have the common ξ -dependent mass, can appear only as a zero-norm state in the scattering amplitudes. In the tree level, it tells that $\partial^\mu V_\mu$ and π_V contributions add up to zero, since ghosts do not contribute.

and the weak-boson propagators of the R_ξ gauge, Eqs. (36) and (35), respectively. The two contributions cancel out exactly in the scattering amplitudes, and only the unitary-gauge part of the R_ξ -gauge propagators, the first term in Eq. (35), survives. It is the scalar component of this remaining unitary-gauge polarization tensor, Eq. (14), which interacts with the Goldstone-boson vertices by the BRST identities, Eqs. (15a) and (15b). The propagating degrees of freedom are just that of the unitary-gauge weak bosons, Eq. (12).

We can therefore arrive at the same representation of the amplitudes by starting from the R_ξ gauge with finite ξ , and replacing all the pair of the gauge-boson and its associated Goldstone-boson propagators by our 5×5 component propagators. The derivation of our amplitudes given in this section tells that the resulting amplitudes should agree with the one which we obtain from the unitary-gauge expression, with the additional four types of vertices, given in Fig. 1. In the SM, we identify the four vertices of Fig. 1 which do not have weak-boson counterparts in the unitary gauge. In models beyond the SM, we should start from a new set of Feynman rules which treat the Goldstone bosons as the 5th component of the weak bosons. In the SM effective field theory (SMEFT), the Goldstone bosons can have additional interactions in higher dimensional operators, whereas in general models with spontaneously broken gauge symmetry, the Goldstone bosons of the SM and additional weak bosons can have components in additional Higgs multiplets. The Feynman diagrams with the Goldstone-boson couplings are then generated automatically as the vertices among the fifth component of the weak bosons.

3 Sample results

In order to demonstrate the power of the 5-component description of weak bosons in numerical calculation of the amplitudes, we study several high-energy EW scattering processes. In the following, we denote “New HELAS” as the 5-component weak-boson description introduced in this paper, and “HELAS” as the original HELAS [11], in which the unitary-gauge and Feynman-gauge propagators are employed for massive and massless gauge bosons, respectively, and compare the two results.

3.1 Weak boson scattering processes

First, we study weak boson scattering processes:

$$W^- W^+ \rightarrow ZZ, \quad (37)$$

$$W^- W^+ \rightarrow W^- W^+, \quad (38)$$

$$ZZ \rightarrow ZZ, \quad (39)$$

whose Feynman diagrams are shown in Figs. 2, 3 and 4, respectively. As discussed in Sect. 2.3, the 4-point Z-boson diagram, Fig. 4(d), has been introduced to account for the Goldstone boson amplitudes, Fig. 1(a) and 1(b), via the fifth component of the Z boson wavefunction.

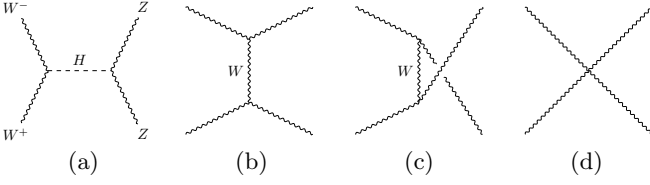


Fig. 2. Feynman diagrams for $W^- W^+ \rightarrow ZZ$.

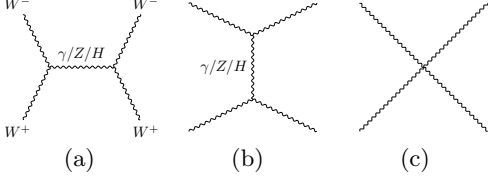


Fig. 3. Feynman diagrams for $W^- W^+ \rightarrow W^- W^+$.

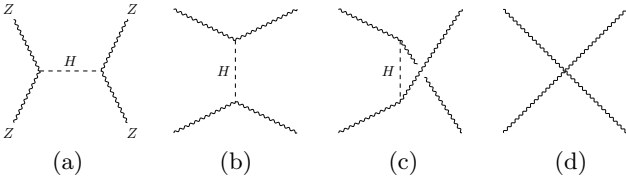


Fig. 4. Feynman diagrams for $ZZ \rightarrow ZZ$.

Figure 5 shows the total cross section of $W^- W^+ \rightarrow ZZ$ as a function of the total energy \sqrt{s} from 200 GeV up to 100 TeV. Solid lines show the cross sections computed by the new HELAS subroutines, while dashed ones are by the original HELAS. Lines with black squares denote helicity-summed cross sections, while those with red circles represent cross sections among longitudinally polarized weak bosons. They are both calculated with the W-boson propagator with its physical width as $D_V(q^2) = (q^2 - m_V^2 + im_V \Gamma_V)^{-1}$, since it was a default setting of MadGraph until recently.⁴

It is well known that the width of the weak bosons spoils gauge cancellation. Although the uncanceled terms are of higher order in the EW perturbation theory, when the amplitudes are calculated in the unitary gauge, violation of subtle cancellation among individual Feynman amplitudes spoils the accuracy of the cross section at high energies. On the other hand, the Feynman amplitudes calculated with new HELAS do not have subtle gauge cancellation at high energies, and the weak boson width effect, whether it is needed or not, remains small at all energies.

We confirmed that, if we set $\Gamma_V = 0$ in the t/u -channel propagators of the weak bosons in the original HELAS computation, the total cross sections recover the perturbative unitarity and agree with the new HELAS results. In the following studies, we always set the width of weak bosons to zero in the t/u -channel propagators, while we should introduce the width term to unitarize the amplitudes near the weak-boson mass shell, as we study in Sect. 3.2.⁵

⁴ The weak boson widths in the space-like propagators are automatically set to zero in MG5 v2.8.0 or later [16].

⁵ Issues on gauge invariance of the amplitudes around the weak-boson mass-square pole have been studied in Ref. [10].

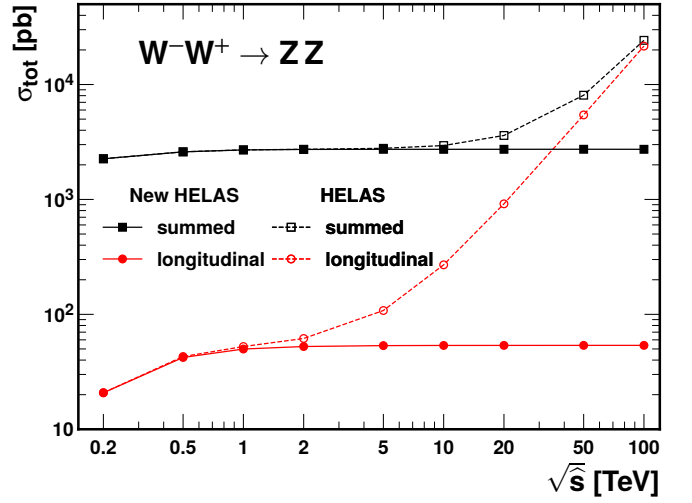


Fig. 5. Historical plot of the total cross sections for $W^- W^+ \rightarrow ZZ$ as a function of the colliding WW energy, when W-boson propagators exchanged in the t/u -channels are given the physical width. Solid lines show the cross sections computed by the new HELAS subroutines, while dashed ones are by the original HELAS. Lines with squares (circles) denote helicity-summed (only longitudinally polarized) cross sections.

In Fig. 6 we show the scattering angle distribution for $W^- W^+ \rightarrow ZZ$ at $\sqrt{s} = 10$ TeV by new HELAS (left) and by original HELAS (right), where all the helicities for the external weak bosons are taken to be longitudinal. A solid line denotes the total differential distribution, while dashed lines with circles, triangles and squares show the distributions of the amplitude squared of the s -channel, t/u -channel and the contact diagrams, in Fig. 2(a), (b), (c) and (d), respectively.

The physical distributions, calculated from the absolute value square of the total sum of all the Feynman amplitudes, are identical between the new and original HELAS calculations as they should be. However, the contribution from each amplitude is quite different between the two calculations. While there is no energy growth of each amplitude at all in the new HELAS, one can observe about $\mathcal{O}(10^{15})$ cancellation among the amplitudes in the original HELAS, which is computationally expensive to obtain physical cross sections accurately at very high energies.

In the new HELAS amplitudes with the 5-component weak-boson description, no term which grows with energy ($|q^0| \gg Q$) appears, and the absolute value of each Feynman amplitude is expressed as a product of the Lorentz invariant propagator factor $D_V(q^2) = (q^2 - m_V^2)^{-1}$. As expected, the contributions from the t/u -channel amplitudes are dominant especially for the forward region, while the ones from the contact amplitudes are constant and significant only in the central region. We find that the contribution from the s -channel Higgs boson exchange amplitude is completely negligible at this energy.

In contrast, the original HELAS amplitudes given in the right panel of Fig. 6 show that the square of t/u -channel exchange amplitudes (blue triangles) and the contact term

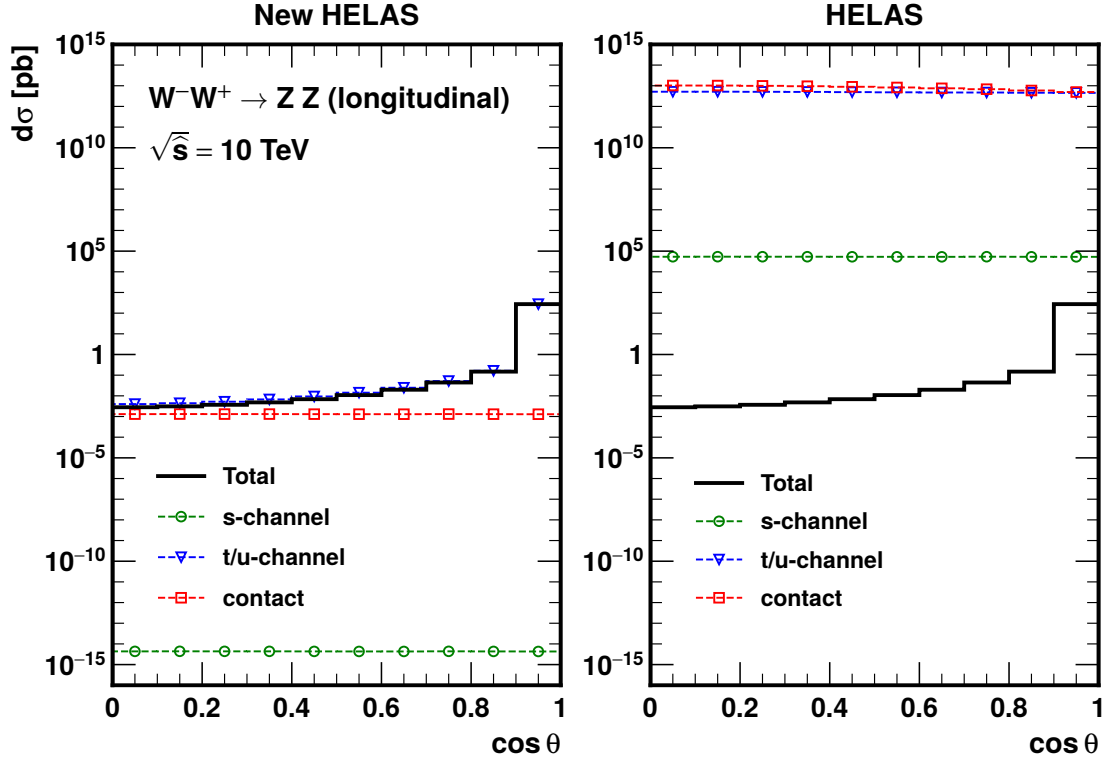


Fig. 6. Distributions of the scattering angle for $W^-W^+ \rightarrow ZZ$ at $\sqrt{s} = 10$ TeV by using the new (original) HELAS in left (right) panel, where all the helicities for the external bosons are taken to be longitudinal. A solid line denotes the total distribution, while dashed lines with circles, triangles and squares show the distributions of the amplitude squared of the s -channel, t/u -channel and the contact diagrams, respectively.

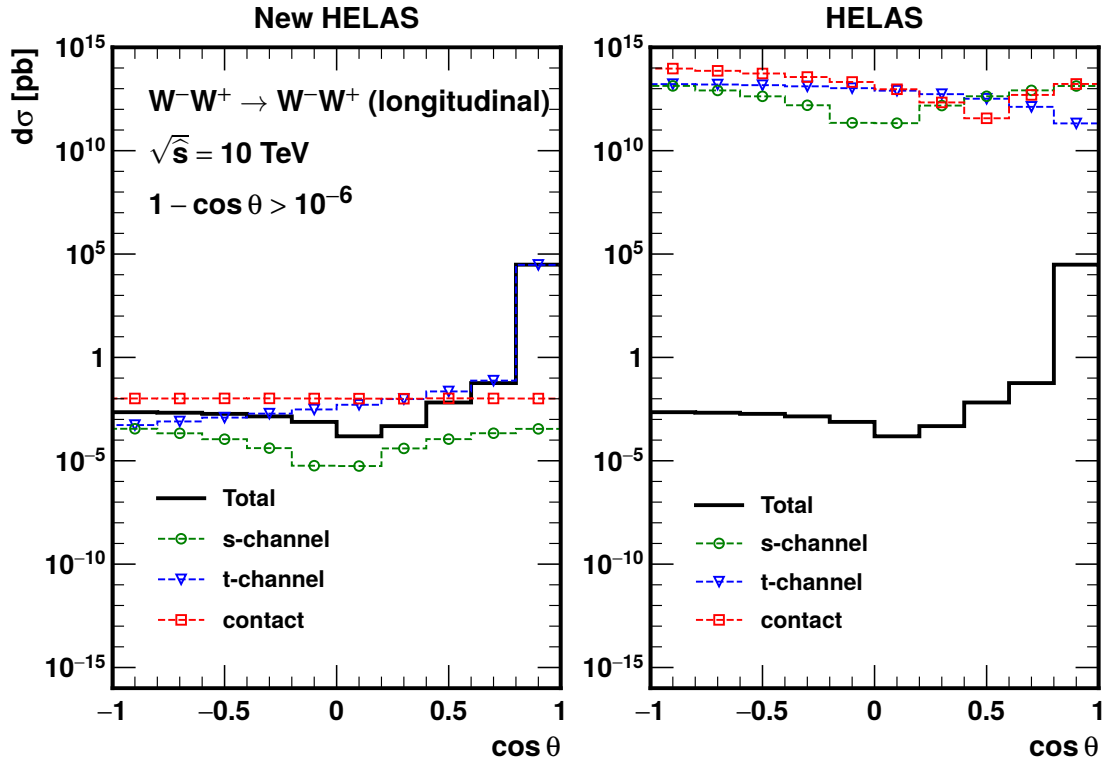


Fig. 7. Same as Fig. 6, but for $W^-W^+ \rightarrow W^-W^+$.

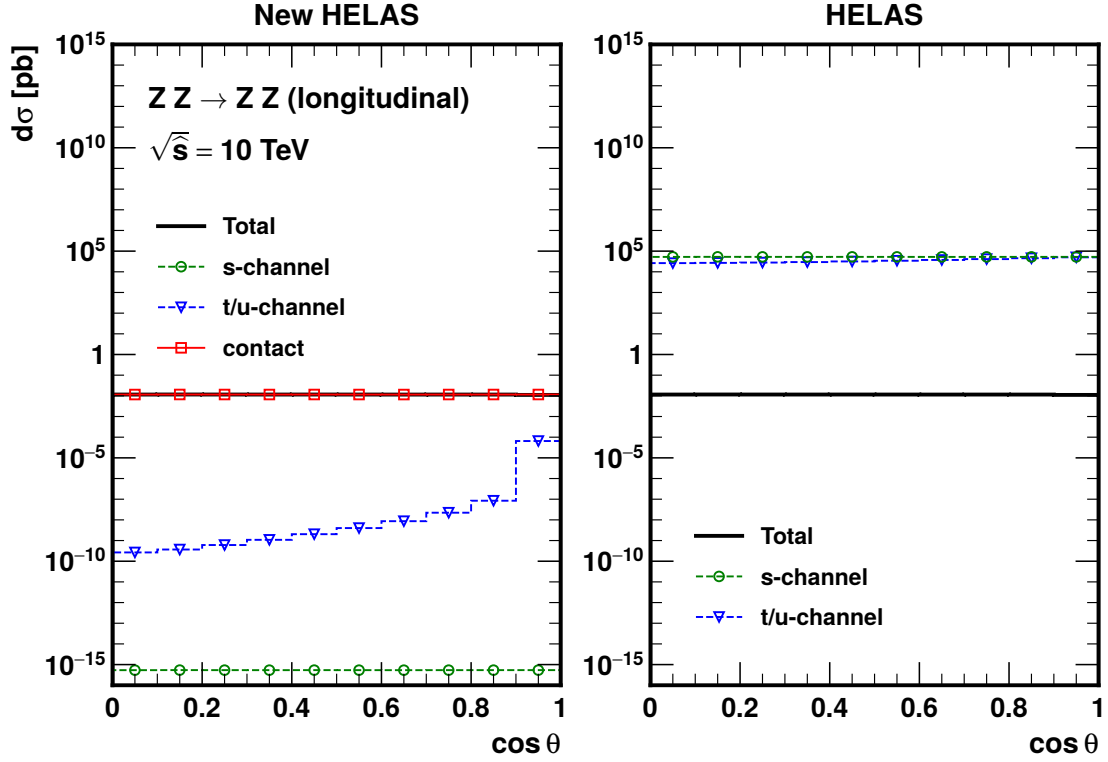


Fig. 8. Same as Fig. 6, but for $ZZ \rightarrow ZZ$.

(red squares) are both almost flat in $\cos \theta$, with 10 to 15 orders of magnitude larger than the physical distribution (black solid).

Likewise, in Fig. 7 we show the angular distributions for $W^-W^+ \rightarrow W^-W^+$. In the new HELAS results given in the left panel, the t -channel γ and Z exchange amplitudes dominate the cross section at $\cos \theta \sim 1$, while we can study the interference pattern among the different amplitudes quantitatively in the central ($\cos \theta \sim 0$) and the backward ($\cos \theta < 0$) regions. On the other hand, each amplitude in the unitary gauge, i.e. in the original HELAS calculation, apparently does not give any useful information about physical properties of the scattering process. As text books describe, only after summing all the amplitudes, the energy-growing terms are cancelled by the gauge symmetry, and then the physically observable distributions given by black solid curves are the same between new HELAS (left panel) and the original HELAS in the unitary gauge (right panel).

Figure 8 shows the $\cos \theta$ distribution for $ZZ \rightarrow ZZ$. The physical distribution is flat in both new HELAS (left) and original HELAS (right). The origin of the flat distribution is the dominance of the contact interaction term (red squares) from the Goldstone boson coupling in Fig. 1(a) or Fig. 4(d) in new HELAS results (left panel), where the t/u -channel exchange contribution is subdominant at this energy ($\sqrt{s} = 10$ TeV).

On the other hand, in the unitary gauge with the original HELAS (right panel), the same constant distribution is obtained as a consequence of subtle cancellation between

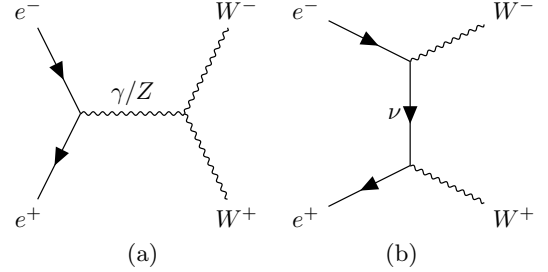


Fig. 9. Feynman diagrams for $e^-e^+ \rightarrow W^-W^+$.

the s -channel (green circles) and t/u -channel (blue triangles) Higgs exchange amplitudes, each giving three orders of magnitude larger absolute values.

3.2 W-boson pair production at lepton colliders

Next, we study W-boson pair production in lepton collisions, whose Feynman diagrams are depicted in Fig. 9.

Figure 10 shows the total cross section for $e^-e^+ \rightarrow W^-W^+$ including the subsequent leptonic decays as a function of the collision energy. In the left (right) panel, the collision with the left-handed (right-handed) electron and the right-handed (left-handed) positron is given.

The total cross section, denoted by a black solid line, falls as $1/s$ and agree between the two calculations as expected. However, the contributions from each amplitude are completely different between new HELAS (solid curves) and the original unitary-gauge HELAS (dashed curves).

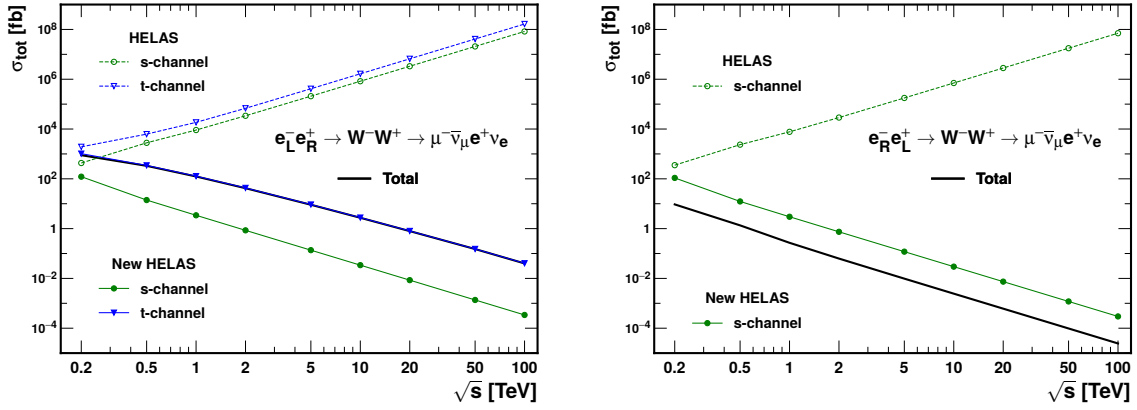


Fig. 10. Total cross section for $e^-e^+ \rightarrow W^-W^+ \rightarrow \mu^-\bar{\nu}_\mu e^+\nu_e$ with the left-handed (right-handed) electron and the right-handed (left-handed) positron as a function of the collision energy in the left (right) panel. A black solid line shows the total cross section, while lines with symbols denote contributions from the amplitude squared of each diagram. Solid lines are the results computed by the new HELAS subroutines, while dashed ones are by the original HELAS.

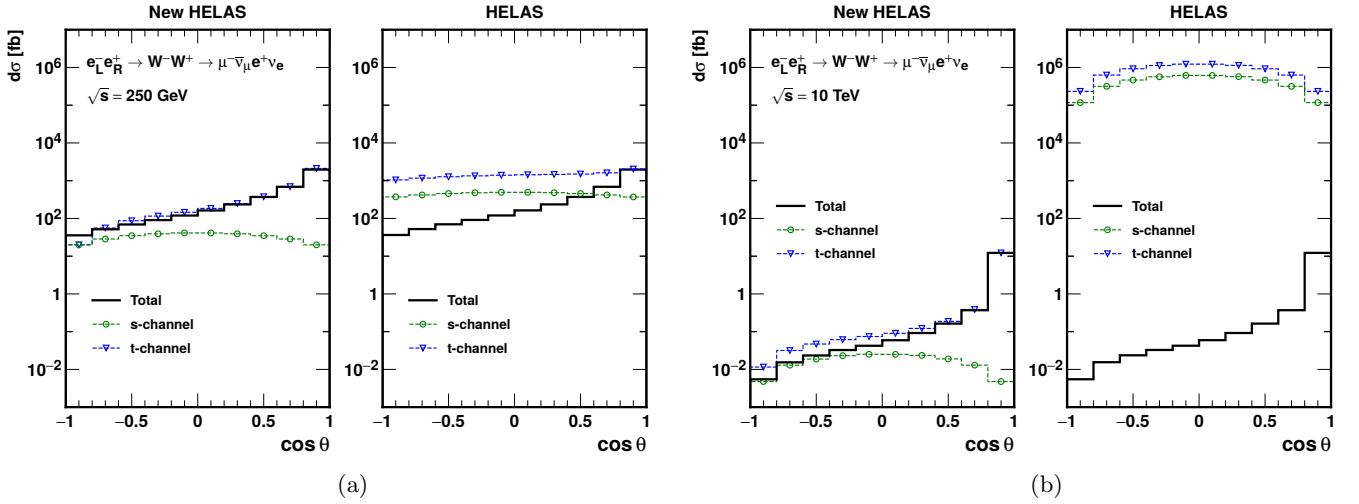


Fig. 11. Distributions of the scattering angle of W^- for $e^-e^+ \rightarrow W^-W^+ \rightarrow \mu^-\bar{\nu}_\mu e^+\nu_e$ with the left-handed electron and the right-handed positron by the new and original HELAS at $\sqrt{s} = 250$ GeV (a) and 10 TeV (b). A solid line denotes the total distribution, while dashed lines with circles and triangles show the distributions of the squared amplitudes of the s -channel and t -channel diagrams, respectively.

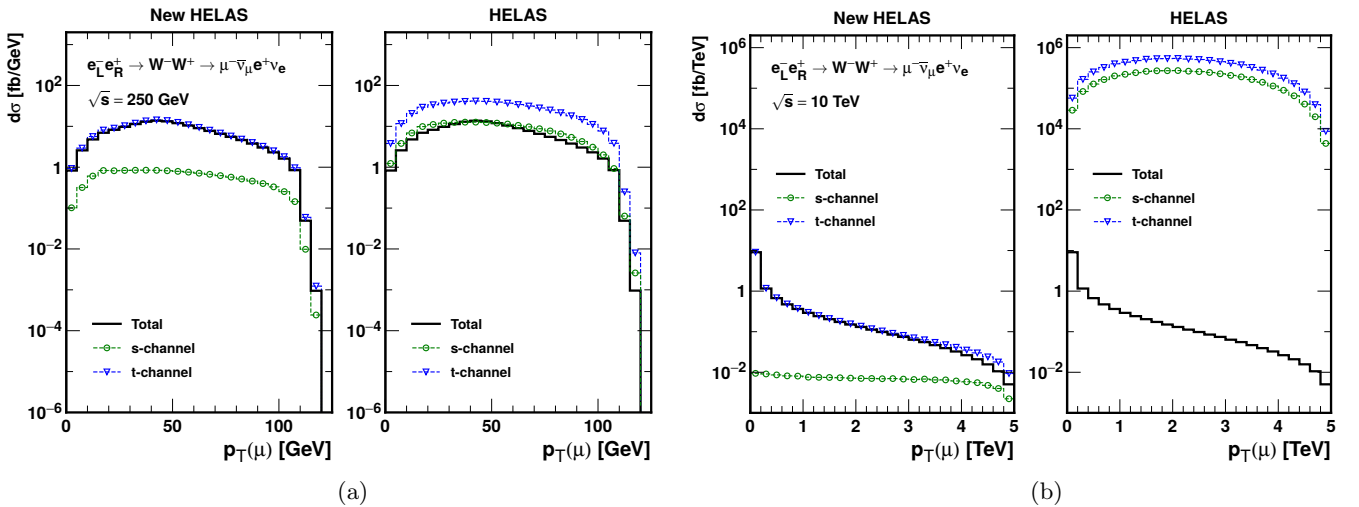


Fig. 12. Same as Fig. 11, but for $p_T(\mu)$ distributions.

In the 5-component description with new **HELAS**, we find that the t -channel neutrino-exchange amplitude is dominant for the left-handed electron beam at all the energies. For the right-handed electron shown in the right panel, on the other hand, we can identify the interference between the s -channel photon and Z -boson amplitudes. The sum of the square of the photon and Z -boson exchange diagrams, as shown by the green solid curves, is about ten times larger than the observable cross section, given by the black solid curve, at all energies. This has a clear physics interpretation. At energies high above the Z -boson mass, only the $U(1)$ gauge boson B^μ couples to the right-handed electron. B^μ does not couple to the W 's because the W hypercharge is zero. It is only the Goldstone boson component of the W , π^\pm , which couples to the B^μ boson since they have hypercharge. For the individual γ and Z exchange amplitudes, both the $SU(2)_L$ triplet W^\pm and the doublet π^\pm contributes, while in the sum, for the $e_R^- e_L^+$ annihilation, the W^\pm components cancel out at high energies. The produced π^\pm decays via longitudinal W mixing into a lepton pair.

On the other hand, the unitary-gauge amplitudes with original **HELAS** give contribution of each Feynman diagram which grows with energy, as shown by dashed curves in both left (e_L^-) and right (e_R^-) plots in Fig. 10. At $\sqrt{s} = 100$ TeV, the cancellation in the amplitudes give 10^{-9} and 10^{-12} times the individual contribution for e_L^- and e_R^- , respectively. This ‘fake’ cancellation between the s -channel γ and Z exchange amplitudes (with γWW and ZWW couplings) and the t -channel ν exchange amplitudes gave us a wrong hope that we could have a better sensitivity to the triple gauge boson coupling at high energies. In order to overcome such unjustified expectation, gauge invariant operator formalism which may be a prototype of SMEFT was introduced in Ref. [23]. With new **HELAS** amplitudes, we can tell that the magnitudes of the s -channel γ and Z exchange amplitudes (given by green solid curves in Fig. 10) are essentially the same for e_L^- (left panel) and e_R^- (right panel). Because of their interference with the dominant ν exchange amplitude (whose square is given by a blue solid curve with triangles), e_L^- annihilation process is more sensitive to the triple weak boson couplings.

In Figs. 11 and 12, we present differential distributions for $e_L^- e_R^+ \rightarrow W^- W^+ \rightarrow \mu^- \bar{\nu}_\mu e^+ \nu_e$ at $\sqrt{s} = 250$ GeV in the left two panels (a) and at 10 TeV in the right two panels (b). Fig. 11 gives $\cos \theta$ distribution of W^- , whereas Fig. 12 gives $p_T(\mu)$ distribution in the lab (colliding $e^+ e^-$ center-of-mass) frame.

For the angular distributions in Fig. 11, in the unitary gauge by the original **HELAS**, the cancellation among the amplitudes is still mild at $\sqrt{s} = 250$ GeV, especially at $\cos \theta \gtrsim 0.5$, but it becomes very large at $\sqrt{s} = 10$ TeV, where the degree of the cancellation is 10^{-4} at $\cos \theta \sim 1$, and 10^{-7} at $\cos \theta \sim -1$. For the $p_T(\mu)$ distributions shown in Fig. 12, the unitary-gauge (original **HELAS**) amplitudes suffer from 10^{-1} and 10^{-6} level cancellation at 250 GeV and 10 TeV, respectively.

In the new **HELAS** calculation, on the other hand, there is no subtle cancellation among the amplitudes. Moreover,

each squared amplitude describes can be interpreted as parton distribution of the corresponding parton-shower history. For instance in the left-panel of Fig. 11(b), we observe that the physical cross section for $e_L^- e_R^+ \rightarrow W^- W^+$ is dominated by the t -channel neutrino-exchange contribution in the forward direction, where the collinear limit is reached at $\cos \theta = 1$, whereas at $\cos \theta < 0$, where lower partial wave contributions dominate, and we observe destructive interference between the t - and s -channel amplitudes. We believe that it is the merit of the new **HELAS** amplitudes which allows us to make such qualitative statements on the magnitude and the interference patterns among interfering Feynman amplitudes.

3.3 Weak boson scattering at lepton colliders

Finally, we demonstrate weak boson scattering processes, discussed in Sect. 3.1, in a more realistic setup, i.e. in lepton collisions. We study $l^- l^+ \rightarrow l' l' V V$ ($l = e$ or μ , $l' = l$ or ν_l , $V = W^\pm, Z$), specifically,

$$e^- \mu^+ \rightarrow \nu_e \bar{\nu}_\mu Z Z, \quad (40a)$$

$$e^- \mu^+ \rightarrow \nu_e \bar{\nu}_\mu W^- W^+, \quad (40b)$$

$$e^- \mu^+ \rightarrow e^- \mu^+ Z Z, \quad (40c)$$

$$e^- \mu^+ \rightarrow e^- \mu^+ W^- W^+, \quad (40d)$$

for Z -boson and W -boson pair productions associated with the leptons. Here, in order to make physics discussions simpler, we consider $e^- \mu^+$ collisions in order to remove annihilation amplitudes. While these processes include the following weak boson scatterings:

$$W^- W^+ \rightarrow Z Z, \quad (41a)$$

$$W^- W^+ \rightarrow W^- W^+, \quad (41b)$$

$$Z Z \rightarrow Z Z, \quad (41c)$$

$$Z Z \rightarrow W^- W^+, \quad (41d)$$

respectively, the majority of the Feynman diagrams consists of Z - or W -boson emissions from the external lepton currents.

Figure 13 shows total cross sections for each process in (40) as a function of the collision energy, where all the helicities in the initial and final states are summed. Similar to the previous sub-sections, we separate the contributions from each Feynman amplitude and show the sum of each amplitude squared by lines with symbols. Solid lines show the results computed by the new **HELAS**, while dashed ones are by the original **HELAS**. Since the processes (40c) and (40d) contain the t -channel photon exchange diagrams, we impose $p_T(l) > 10$ GeV to avoid divergence in the forward region.

The common features for the four processes (40) in Fig. 13 are as follows. In the original **HELAS** computation, each amplitude squared grows as the collision energy is increased, which results in subtle cancellation among the amplitudes to obtain the physical cross section. In the new

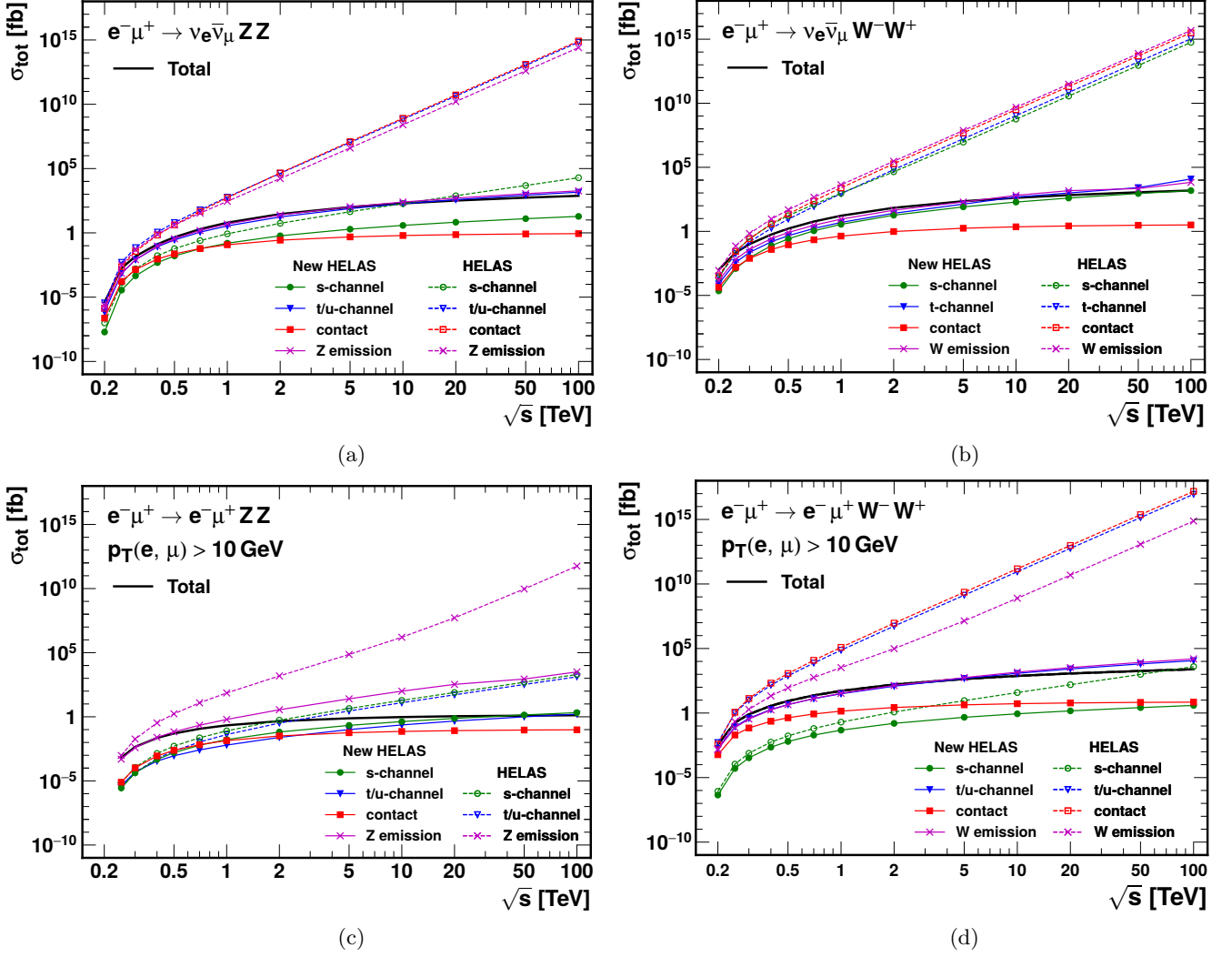


Fig. 13. Total cross sections for $l^-l^+ \rightarrow \nu\bar{\nu}ZZ$ (a), $l^-l^+ \rightarrow \nu\bar{\nu}W^-W^+$ (b), $l^-l^+ \rightarrow l^-l^+ZZ$ (c), and $l^-l^+ \rightarrow l^-l^+W^-W^+$ (d) as a function of the collision energy. A Black solid line shows the total cross section, while lines with symbols denote contributions from the amplitude squared of each Feynman diagram in different categories. Solid lines show the results computed by the new HELAS, while dashed ones are by the original HELAS.

HELAS computation, on the other hand, the energy dependence of each amplitude squared behaves as the physical cross section, and subtle cancellations do not exist.⁶

We note, however, that even in new HELAS amplitudes the cancellation can be seen most clearly in Fig. 13(c) for $e^-\mu^+ \rightarrow e^-\mu^+ZZ$ (40c). Hints of similar cancellation can also be seen in other processes (40a,b,d), respectively shown in Fig. 13(a), (b) and (d), at very high energies. We investigate the origin of the cancellations among new HELAS amplitudes below.

In Fig. 14 we present p_T distributions of the Z boson with smaller p_T for $e^-\mu^+ \rightarrow e^-\mu^+ZZ$ at $\sqrt{s} = 20$ TeV, where $p_T(l) > 10$ GeV is imposed as in Fig. 13(c). The total distribution is shown by a thick solid line. A solid line with squares denotes the contribution from the $ZZ \rightarrow ZZ$

scattering, which is computed by new HELAS as

$$\sum_k^{\text{ZZ fusion}} |\mathcal{M}_k|^2, \quad (42)$$

corresponding to the sum of the four amplitude squares, i.e. the s, t, u , and contact amplitudes, shown in Fig. 4. A solid line with crosses gives the contributions from the sum of the Z emission amplitude squares:

$$\sum_k^{\text{Z emission}} |\mathcal{M}_k|^2 \quad (43)$$

as in Fig.13(c). We can observe cancellation among the Z emission amplitudes, whose square sum in Eq. (43) is a factor of 10^3 larger than the physical cross section at the smallest $p_T(Z)$ bin of $p_T(Z) < 0.5$ TeV at $\sqrt{s} = 20$ TeV. From our experiences in QED, we examine the

⁶ In Ref. [24] the authors report suppression of cancellation among the amplitudes for the process $\gamma\gamma \rightarrow W^-W^+$ in the axial gauge [25].

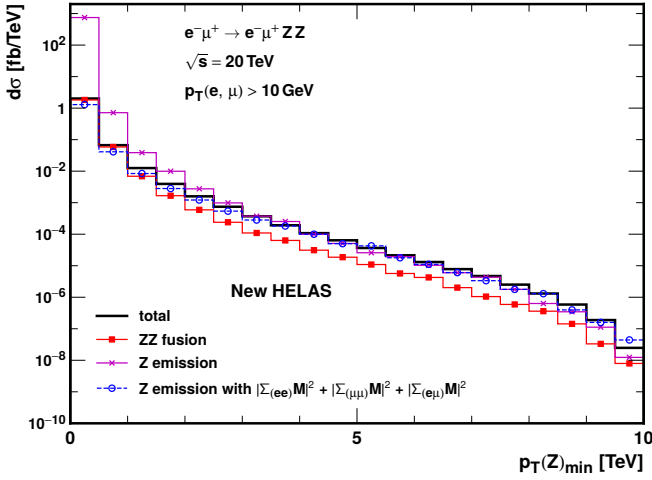


Fig. 14. p_T distributions of the Z boson with smaller p_T for $e^- \mu^+ \rightarrow e^- \mu^+ ZZ$ at $\sqrt{s} = 20$ TeV. A thick solid line shows the total distribution, while other lines with symbols are explained in the text.

possibility that the cancellation is a consequence of soft Z-boson emission from the initial and final charged leptons.

As a test of this postulate, we separate the Z emission amplitudes into three sub-groups such as Z emissions from the electron current, from the muon current, and one Z from the electron current and the other from the muon current, because we know that soft-photon emission amplitudes in QED are factorized into the three groups. A blue dashed line with circles in Fig. 14 gives the sum of the contributions from the three sub-groups, where the individual Feynman amplitudes (\mathcal{M}_k) are summed within each sub-group before taking the absolute value square as

$$\left| \sum_k^{\text{Z emi}(ee)} \mathcal{M}_k \right|^2 + \left| \sum_k^{\text{Z emi}(\mu\mu)} \mathcal{M}_k \right|^2 + \left| \sum_k^{\text{Z emi}(e\mu)} \mathcal{M}_k \right|^2. \quad (44)$$

No more subtle cancellation remains after the above ‘soft-Z’ emission amplitudes are summed up before squaring. As a further confirmation of the validity of our interpretation, we confirm that the majority of the small- p_T Z boson from individual diagrams is transversely polarized.

As a final remark of our sample studies, the new **HELAS** amplitudes with the 5-component wavefunction and the 5×5 component propagators of the weak bosons are free from unphysical ‘gauge theory cancellation’ among individual Feynman amplitudes, and hence we can study physical origin of destructive or constructive interference among contributing amplitudes.

4 Summary

In this paper we successfully implement the 5×5 representation of the weak boson propagators [9, 10] in an arbitrary tree-level helicity amplitudes of the electroweak

theory which is free from subtle gauge-theory cancellation among interfering amplitudes.

In this representation, the longitudinally polarized weak boson states are expressed as a quantum mechanical superposition of the vector boson with reduced longitudinal polarization vector and its associate Goldstone boson with the same four momenta. The reduced polarization vector for the longitudinal polarization state $\tilde{\epsilon}^\mu(q, 0)$ is defined as the difference between the longitudinal and the scalar polarization vectors as in Eq. (10). The amplitudes of the scalar polarization component are expressed as those of the Goldstone boson amplitudes, by making use of the BRST identities, Eq. (21), which are satisfied for the physical states in the S -matrix elements. We show that the same BRST identities hold for the two sub-amplitudes which are connected by a gauge boson propagator of an arbitrary tree-level scattering amplitudes. By applying the identities successively to all the gauge boson propagators in a scattering amplitude, we arrive at the expression of the amplitude in which all the off-shell weak boson propagators have the 5×5 polarization transfer matrix of Refs. [9, 10], between the 5-component off-shell wavefunctions. The propagator reduces to the ‘parton-shower gauge’ form for QED and QCD [1], in which only the transverse and the reduced longitudinal polarization states are allowed to propagate.

In this representation of the amplitudes, all the components of individual Feynman amplitudes which grow with four momentum of on-shell and off-shell gauge bosons are subtracted systematically, while the total sum of all the contributing amplitudes, the S -matrix element, remains intact by the BRST invariance. As a consequence of the removal of all components of the sub-amplitudes which grow with the weak boson energies, all the sub-amplitudes, those amplitudes associated with an individual Feynman diagram, are expressed as a product of the invariant propagator factors, $D_V(q^2) = (q^2 - m_V^2)^{-1}$, with the spin polarization sum at each vertex giving the splitting amplitudes [9, 10, 26]. This allows us to interpret the full scattering amplitude as a superposition of all contributing sub-amplitudes (Feynman diagrams), and we can study interference among them quantitatively.

We believe that the above properties of the amplitudes in the 5×5 representation of weak-boson propagators [9, 10] are valuable in the study of scattering amplitudes at high energies, and prepared a set of numerical codes, new **HELAS** codes, which allow us to obtain the tree-level amplitudes of an arbitrary SM processes by using an automatic Feynman amplitude generation code like **MadGraph_aMC@NLO** [16]. Some of the representative codes are presented in Appendix A, and sample results are reported in Sect. 3, for the weak boson scattering processes ($W^- W^+ \rightarrow ZZ$, $W^- W^+ \rightarrow W^- W^+$, $ZZ \rightarrow ZZ$), and for the processes where the above $2 \rightarrow 2$ weak boson scattering appears in processes with massless leptons in the initial state. All our findings look encouraging, allowing us to interpret the property of each contributing Feynman amplitude and the interference among them.

The gauge boson propagators are available only after gauge fixing, and their explicit forms depend on the gauge-fixing condition. A particular form of the gauge boson propagators has hence been named after the chosen gauge-fixing condition, such as the Feynman gauge, Landau gauge, axial or light-cone gauge, covariant renormalizable R_ξ gauge, etc. The particular form of the massless gauge-boson propagators with the reduced longitudinal polarization vector has been named as ‘parton shower gauge’ [1], because of the property that the absolute value square of each sub-amplitude give the lepton, quark, photon and gluon splitting functions [3,26]. For the EW gauge bosons, the 5-component representation of the weak bosons and their 5×5 propagators are called ‘equivalent gauge’ [8, 10] or as ‘Goldstone equivalence gauge’ [9], referring to the original 5-component description of the weak bosons adopted in deriving the Goldstone boson equivalence theorem [5]. That this particular form of the propagator is useful in obtaining the splitting functions among weak bosons and the Higgs boson has been clearly observed in Refs. [9,10]. Since weak bosons can be treated as partons at high energies, the expression like ‘parton shower’ may be a good common description of our propagators and amplitudes. However, the name ‘parton shower gauge’ was adopted by Nagy and Soper [27,28] for a specific light-cone gauge in their study of parton-shower properties with quantum interference. We may call the gauge-boson propagator representations of unbroken [1] and broken [9,10] gauge theories as ‘Feynman diagram (FD) gauge’, because of the common property that the individual Feynman amplitude can be expressed as a product of invariant propagator factors for the internal lines and the splitting amplitudes at each vertex.

Acknowledgements

We would like to thank Kai Ma for collaboration in the early stage, Yang Ma, Tao Han and Brock Tweedie for discussions, and Olivier Mattelaer for technical advice related to MadGraph5_aMC@NLO. We also wish to thank Hye-Sung Lee at KAIST, where JMC, KH and JK worked on the project in July–August, 2019. We also thank Yajuan Zheng for sending us valuable comments on the use of preliminary versions of new HELAS codes. All the Feynman diagrams were drawn with TikZ-FeynHand [29]. JMC is supported by Fundamental Research Funds for the Central Universities of China NO.11620330. The work was supported in part by World Premier International Research Center Initiative (WPI Initiative), MEXT, Japan, and also by JSPS KAKENHI Grant No. 18K03648, 20H05239, 21H01077 and 21K03583.

A HELAS subroutines with 5-component weak bosons

In this appendix we list and present new HELAS subroutines needed to compute amplitudes and off-shell currents

with 5-component weak bosons. We refrain from presenting all of them, but we show the representative subroutines for each type of vertices, i.e. those to compute amplitudes. Only for the fermion–fermion–vector boson vertex, we also present the subroutines to compute the off-shell currents as examples. They are publicly available on the web site.⁷

We already modified the internal structure of HELAS wavefunctions in our previous paper [1] to make it easier to extend them. In the new HELAS, which includes the new 5-component weak boson calculation, the size of the complex array of the vector wavefunction becomes seven to have the fifth component of wavefunctions.

The coupling constants of the new HELAS subroutines become the array of double-precision complex numbers to include new 5-component weak-boson interactions. Tables in each subsection show the coupling constants of each interaction vertex. The content of the array of coupling constants should be permuted depending on the order of input/output particles because the vertices of the new HELAS library with 5-component weak bosons are not symmetric for some interaction vertices. Other Tables describe the order of permutations in subsections if necessary.

We note that the original HELAS library [12] was coded by Fortran77, while the new one was done by Fortran90.

A.1 Parameter file and utility subroutine

In the module, `helas_params`, in `helas_modules.f90`, a new value of `helas_mode=3` is introduced for the 5-component weak boson calculations. The subroutine, `hlmode`, can change this internal flag by calling it with a mode number, `helas_mode`. The subroutine call, `call hlmode(3)`, changes gauge definitions of gauge-boson propagators.

In the module, `helas_utils`, some utility subroutines are also included: `define_gauge_dir` calculates n -vector (Eq. (3)) from particle four-momentum.

A.2 Wavefunction subroutines

The function, `vxxxxx` (List 1), computes the vector particle wavefunction of the 5-component vector boson representation.

List 1. `vxxxxx.f90`

```
!
! This subroutine computes a VECTOR wavefunction.
!
! input:
! double precision p(0:3): four-momentum of vector boson
! double precision vmass : mass of vector boson
! integer nhel = -1, 0, 1: helicity of vector boson
! (0 is forbidden if vmass=0.0)
! integer nsu = -1 or 1 : +1 for final, -1 for initial
!
! output:
! double complex vc(7) : vector wavefunction - epsilon^mu(v)
!
subroutine vxxxxx(p,vmass,nhel,nsu , vc)

  use helas_params
  use helas_const
  use helas_utils
```

⁷ HELAS/MadGraph/MadEvent Home Page:
<https://madgraph.ipmu.jp/IPMU/>

```

endif
if (helas_mode==helas_mode_5cwb) then
  if (pp>0.d0) then
    n(0) = sign(1.d0,dbble(p(0)))
    n(1) = -p(1)/pp
    n(2) = -p(2)/pp
    n(3) = -p(3)/pp
    n(4) = 0.d0
  else
    n(0) = 1.d0
    n(1) = 0.d0
    n(2) = 0.d0
    n(3) = -1.d0
    n(4) = 0.d0
  endif
  nk = n(0)*p(0)-n(1)*p(1)-n(2)*p(2)-n(3)*p(3)
  if (abs(nhel)==1) then
    vc(7) = dcmplx( 0.d0 )
  else
    vc(3:6) = -vmass/nk*n(0:3)
    vc(7) = -nsv*ci
  endif
endif
return
end subroutine vxxxxx

```

Subroutines in this section compute amplitudes (`iovx`) and off-shell currents (`fvix`, `fvov`, `jio`) of the fermion–fermion–vector boson vertex. The subroutine for the amplitudes is shown explicitly in List 2, while those for one of the off-shell fermion currents and the off-shell vector current are in List 3 and List 4, respectively.

List 2. iovxxx.f90

```

!
! This subroutine computes an amplitude of the
! fermion-fermion-vector coupling.
!
! input:
! double complex fi(6) : flow-in fermion |fi>
! double complex fo(6) : flow-out fermion <fo|
! double complex vc(7) : input vector v
! double complex gc(2) : coupling constant gffv
!
! output:
! double complex vertex: amplitude <fo|v|fi>
subroutine iovxxx(fi,fo,vc,gc, vertex)

    use helas_params
    use helas_const
    use helas_utils

    use spinor_operations

    implicit none

    complex(kind(0.d0)), intent(in) :: fi(ndim_wf),fo(
        ndim_wf),vc(ndim_vv)
    complex(kind(0.d0)), intent(in) :: gc(2)
    complex(kind(0.d0)), intent(out) :: vertex

    complex(kind(0.d0)) :: yc(2)

    complex(kind(0.d0)) :: js(0:4)

```

Table 1. Vertices for $ff'W^\pm$, ffZ and ffA . $P_L = \frac{1}{2}(1 - \gamma^5)$ and $P_R = \frac{1}{2}(1 + \gamma^5)$. f denotes fermions in the initial state; \bar{f} denotes fermions in the final state. Vector bosons are taken to be outgoing, i.e., in the final state. u represents up-type quarks (u, c, t) and neutrinos, and y_u represents their Yukawa couplings; d represents down-type quarks (d, s, b) and charged leptons (e, μ, τ), and y_d represents their Yukawa couplings. The CKM matrix is taken to be 1.

$V_{ff'V}^M$		$u\bar{d}W^+$	$d\bar{u}W^-$	$u\bar{u}Z$	$d\bar{d}Z$	$f\bar{f}A$
V^μ	$-i\gamma^\mu(g_L P_L + g_R P_R)$	$g_L = \frac{g}{\sqrt{2}}$ $g_R = 0$	$g_L = \frac{g}{\sqrt{2}}$ $g_R = 0$	$g_L = \frac{g}{c_W}(\frac{1}{2} - Q_f s_W^2)$ $g_R = -\frac{g}{c_W}Q_f s_W^2$	$g_L = -\frac{g}{c_W}(\frac{1}{2} + Q_f s_W^2)$ $g_R = -\frac{g}{c_W}Q_f s_W^2$	$g_L = g s_W$ $g_R = g s_W$
V^4	$y_L P_L + y_R P_R$	$y_L = y_d$ $y_R = -y_u$	$y_L = y_u$ $y_R = -y_d$	$y_L = \frac{y_u}{\sqrt{2}}$ $y_R = -\frac{y_u}{\sqrt{2}}$	$y_L = -\frac{y_d}{\sqrt{2}}$ $y_R = \frac{y_d}{\sqrt{2}}$	$y_L = 0$ $y_R = 0$

```

call spinor_product(fo, fi, gc, js)
vertex = js(0)*vc(3) -js(1)*vc(4) -js(2)*vc(5) -js(3)*vc(6)
if (helas_mode==helas_mode_5cwb) then
  vertex = vertex &
    - ci * (yc(1)*(fo(3)*fi(3)+fo(4)*fi(4)) &
      + yc(2)*(fo(5)*fi(5)+fo(6)*fi(6))) *vc(7)
endif
return
end subroutine iovxxx

```

List 3. fvixxx.f90

```

!
! This subroutine computes an off-shell fermion wavefunction from a
! flowing-IN external fermion and a vector boson.
!
! input:
! double complex fi(6) : flow-in fermion |fi>
! double complex vc(6) : input vector v
! double complex gc(2) : coupling constants guf
! double precision fmass : mass of output fermion f'
! double precision fwidth: width of output fermion f'
!
! output:
! double complex fvi(6) : off-shell fermion |f',v,fi>
!
subroutine fvixxx(fi,vc,gc,fmass,fwidth , fvi)
  use helas_params
  use helas_const
  use helas_utils
  implicit none
  complex(kind(0.d0)), intent(in) :: fi(ndim_wf),vc(
    ndim_wv),gc(2)
  double precision, intent(in) :: fmass,fwidth
  complex(kind(0.d0)), intent(out) :: fvi(ndim_wf)
  complex(kind(0.d0)) :: sl1,sl2,sr1,sr2,d
  double precision :: pf(0:3),pf2
  complex(kind(0.d0)) :: f5c(4)
  complex(kind(0.d0)) :: yc(2)
  fvi(1:2) = fi(1:2)-vc(1:2)
  pf(0) = dble( fvi(1))
  pf(1) = dble( fvi(2))
  pf(2) = dimag(fvi(2))
  pf(3) = dimag(fvi(1))
  pf2 = pf(0)**2-(pf(1)**2+pf(2)**2+pf(3)**2)
  d = -1.d0/dcmplx( pf2-fmass**2, fmass*fwidth )
  sl1 = (vc(3)+ vc(6))*fi(3) &
    + (vc(4)-ci*vc(5))*fi(4)
  sl2 = (vc(4)+ci*vc(5))*fi(3) &
    + (vc(3)- vc(6))*fi(4)

```

```

sr1 = (vc(3)- vc(6))*fi(5) &
  - (vc(4)-ci*vc(5))*fi(6)
sr2 = - (vc(4)+ci*vc(5))*fi(5) &
  + (vc(3)+ vc(6))*fi(6)
fvi(3) = gc(1)*( (pf(0) -pf(3))*sl1-(pf(1)-ci*pf(2))*sl2) &
  + gc(2)*fmass*sr1
fvi(4) = gc(1)*(-(pf(1)+ci*pf(2))*sl1+(pf(0) +pf(3))*sl2) &
  + gc(2)*fmass*sr2
fvi(5) = gc(2)*( (pf(0) +pf(3))*sr1+(pf(1)-ci*pf(2))*sr2) &
  + gc(1)*fmass*sl1
fvi(6) = gc(2)*( (pf(1)+ci*pf(2))*sr1+(pf(0) -pf(3))*sr2) &
  + gc(1)*fmass*sl2
if (helas_mode==helas_mode_5cwb) then
  f5c(1) = yc(2)*( (pf(0) -pf(3))*fi(5) &
    -(pf(1)-ci*pf(2))*fi(6)) &
    + yc(1)*fmass*fi(3)
  f5c(2) = yc(2)*(-(pf(1)+ci*pf(2))*fi(5) &
    +(pf(0) +pf(3))*fi(6)) &
    + yc(1)*fmass*fi(4)
  f5c(3) = yc(1)*( (pf(0) +pf(3))*fi(3) &
    +(pf(1)-ci*pf(2))*fi(4)) &
    + yc(2)*fmass*fi(5)
  f5c(4) = yc(1)*( (pf(1)+ci*pf(2))*fi(3) &
    +(pf(0) -pf(3))*fi(4)) &
    + yc(2)*fmass*fi(6)
  fvi(3:6) = fvi(3:6)-ci*f5c(1:4)*vc(7)
endif
fvi(3:6) = d * fvi(3:6)
return
end subroutine fvixxx

```

List 4. jioxxx.f90

```

!
! This subroutine computes an off-shell vector current from
! an external fermion pair.
!
! input:
! double complex fi(7) : flow-in fermion |fi>
! double complex fo(7) : flow-out fermion <fo|
! double complex gc(2) : coupling constants guf
! double precision vmass : mass of OUTPUT vector v
! double precision vwidth: width of OUTPUT vector v
!
! output:
! double complex jio(7) : vector current j^mu(<fo|v|fi>)
!
subroutine jioxxx(fi,fo,gc,vmass,vwidth , jio)
  use helas_params
  use helas_const
  use helas_utils
  use spinor_operations
  implicit none

```



```

complex(kind(0.d0)), intent(in) :: fi(ndim_wf),fo(
    ndim_wf)
complex(kind(0.d0)), intent(in) :: gc(2)
double precision, intent(in) :: vmass, vwidth
complex(kind(0.d0)), intent(out) :: jio(ndim_wv)

complex(kind(0.d0)) :: jj(0:4)
complex(kind(0.d0)) :: j12(0:4)
complex(kind(0.d0)) :: js,d
complex(kind(0.d0)) :: js1,js2
complex(kind(0.d0)) :: q(0:4)
double precision :: qabs2,qabs
double precision :: q2,vm2

complex(kind(0.d0)) :: yc(2)

double precision :: n(0:4)
double precision :: nq

jio(1:2) = fo(1:2)-fi(1:2)

q(0) = -dble( jio(1))
q(1) = -dble( jio(2))
q(2) = -dimag(jio(2))
q(3) = -dimag(jio(1))
q(4) = -ci*vmass

qabs2 = dble(q(1))*2+dble(q(2))*2+dble(q(3))*2
qabs = sqrt(qabs2)
q2 = dble(q(0))*2-qabs2

vm2 = vmass**2

call spinor_product(fo, fi, gc, j12)
call propagator_factor(q2,vmass,vwidth, d)

if (vmass/=0.d0) then
    js = (q(0)*j12(0)-q(1)*j12(1)-q(2)*j12(2)-q(3)*j12(3))/
        vm2

    jj(0:3) = j12(0:3) - q(0:3)*js
else
    jj(0:3) = j12(0:3)
end if

jio(3:6) = jj(0:3) * d

if (helas_mode==helas_mode_psg) then
    if (vmass==0.d0) then
        call define_gauge_dir(q, n)

        nq = n(0)*dble(q(0))-n(1)*dble(q(1))-n(2)*dble(q(2))-n(3)*dble(q(3))

        js1 = (n(0)*j12(0)-n(1)*j12(1)-n(2)*j12(2)-n(3)*j12(3)) / nq
        js2 = (q(0)*j12(0)-q(1)*j12(1)-q(2)*j12(2)-q(3)*j12(3)) / nq

        jio(3:6) = (j12(0:3)-q(0:3)*js1-n(0:3)*js2) * d
    endif
else if (helas_mode==helas_mode_5cwb) then
    j12(4) = + ci * ( yc(1)*(fo(3)*fi(3)+fo(4)*fi(4)) &
        + yc(2)*(fo(5)*fi(5)+fo(6)*fi(6)))

    call define_gauge_dir(q,n)

    nq = n(0)*dble(q(0))-n(1)*dble(q(1))-n(2)*dble(q(2))-n(3)*dble(q(3))

    js1 = (n(0)*j12(0)-n(1)*j12(1)-n(2)*j12(2)-n(3)*j12(3)) / nq
    js2 = (q(0)*j12(0)-q(1)*j12(1)-q(2)*j12(2) &
        - q(3)*j12(3)-dconjg(q(4))*j12(4)) / nq

    jio(3:7) = (j12(0:4) - q(0:4)*js1 -n(0:4)*js2) * d
end if

```

```

return
end subroutine jioxxx

```

A.4 VVV vertex

Subroutines in this section compute amplitudes (vvvxxx) and off-shell currents (jvvxxx) of the three-point vector boson vertex. The subroutine for the amplitudes is shown explicitly in List 5.

The coupling constants and their permutations according to the order of input particles for the three-point vector boson vertices are listed in Table 2 and Table 3.

List 5. vvvxxx.f90

```

! This subroutine computes an amplitude of the three-point coupling
! of the gauge bosons.
! input:
! double complex wm(7) : vector flow-out W-
! double complex wp(7) : vector flow-out W+
! double complex w3(7) : vector A or Z
! double precision gc(7): coupling constant
! output:
! double complex vertex: amplitude gamma(wm,wp,w3)
subroutine vvvxxx(wm,wp,w3,gc , vertex)

use helas_params
use helas_const
use helas_utils

implicit none

complex(kind(0.d0)), intent(in) :: wm(ndim_wv),wp(
    ndim_wv),w3(ndim_wv)
complex(kind(0.d0)), intent(in) :: gc(7)
complex(kind(0.d0)), intent(out) :: vertex

complex(kind(0.d0)) :: xv1,xv2,xv3,v12,v23,v31,p12,p13,
    p21,p23,p31,p32
double precision pwm(0:3),pwp(0:3),pw3(0:3)
complex(kind(0.d0)) :: dwm(0:4),dwp(0:4),dw3(0:4)

complex(kind(0.d0)) :: p12v3, p23v1, p31v2

pwm(0) = dble( wm(1))
pwm(1) = dble( wm(2))
pwm(2) = dimag(wm(2))
pwm(3) = dimag(wm(1))

pwp(0) = dble( wp(1))
pwp(1) = dble( wp(2))
pwp(2) = dimag(wp(2))
pwp(3) = dimag(wp(1))

pw3(0) = dble( w3(1))
pw3(1) = dble( w3(2))
pw3(2) = dimag(w3(2))
pw3(3) = dimag(w3(1))

dwm(0:4) = wm(3:7)
dwp(0:4) = wp(3:7)
dw3(0:4) = w3(3:7)

v12 = dwm(0)*dwp(0)-dwm(1)*dwp(1)-dwm(2)*dwp(2)-dwm(3)*dwp(
    3)
v23 = dwp(0)*dw3(0)-dwp(1)*dw3(1)-dwp(2)*dw3(2)-dwp(3)*dw3(
    3)
v31 = dw3(0)*dwm(0)-dw3(1)*dwm(1)-dw3(2)*dwm(2)-dw3(3)*dwm(
    3)

xv1 = 0.d0
xv2 = 0.d0
xv3 = 0.d0
if (abs(wm(3))/=0.d0) then
    if (abs(wm(3))>=max(abs(wm(4)),abs(wm(5)),abs(wm(6)))
        *0.1d0) &
        xv1 = pwm(0)/wm(3)
endif
if (abs(wp(3))/=0.d0) then

```

Table 2. Vertices for VVV : WWZ and WWA . All momenta are taken to be outgoing.

$V_{VVV}^{M_1 M_2 M_3}$		$W^- W^+ Z$	$W^- W^+ A$
$V^{\mu_1 \mu_2 \mu_3}$	$-ia(g^{\mu_1 \mu_2}(p_1 - p_2)^{\mu_3} + g^{\mu_2 \mu_3}(p_2 - p_3)^{\mu_1} + g^{\mu_3 \mu_1}(p_3 - p_1)^{\mu_2})$	$a = gc_W$	$a = gs_W$
$V^{4\mu_i \mu_j}$	$V^{4\mu_2 \mu_3}$	$b_1 = -\frac{g^2 s_W^2 v}{2c_W}$	$b_1 = \frac{g^2 s_W v}{2}$
	$V^{\mu_1 4\mu_3}$	$b_2 = \frac{g^2 s_W^2 v}{2c_W}$	$b_2 = -\frac{g^2 s_W v}{2}$
	$V^{\mu_1 \mu_2 4}$	$b_3 = 0$	$b_3 = 0$
$V^{44\mu_i}$	$V^{44\mu_3}$	$c_1 = \frac{gc_W}{2c_W}$	$c_1 = gs_W$
	$V^{\mu_1 44}$	$c_2 = \frac{g}{2}$	$c_2 = 0$
	$V^{4\mu_2 4}$	$c_3 = \frac{g}{2}$	$c_3 = 0$
V^{444}		0	0

Table 3. Values of $a', \{b'_1, b'_2, b'_3\}, \{c'_1, c'_2, c'_3\}$ for $W^- W^+ Z$ or $W^- W^+ A$ subroutines, depending on different charges of 1, 2, 3. $a, \{b_1, b_2, b_3\}, \{c_1, c_2, c_3\}$ are defined in Tabel 2.

$W_1^- W_2^+ Z_3 / W_1^- W_2^+ A_3$	$a' = a$	$b'_1 = b_1$	$b'_2 = b_2$	$b'_3 = b_3$	$c'_1 = c_1$	$c'_2 = c_2$	$c'_3 = c_3$
$W_1^+ Z_2 W_3^- / W_1^+ A_2 W_3^-$	$a' = a$	$b'_1 = b_2$	$b'_2 = b_3$	$b'_3 = b_1$	$c'_1 = c_2$	$c'_2 = c_3$	$c'_3 = c_1$
$Z_1 W_2^- W_3^+ / A_1 W_2^- W_3^+$	$a' = a$	$b'_1 = b_3$	$b'_2 = b_1$	$b'_3 = b_2$	$c'_1 = c_3$	$c'_2 = c_1$	$c'_3 = c_2$

```

if (abs(wp(3))>=max(abs(wp(4)),abs(wp(5)),abs(wp(6)))
  *0.1d0) &
  xv2 = pwp(0)/wp(3)
endif
if (abs(w3(3))/=0.d0) then
  if (abs(w3(3))>=max(abs(w3(4)),abs(w3(5)),abs(w3(6)))
    *0.1d0 ) &
    xv3 = pw3(0)/w3(3)
  endif
p12 = (pwm(0)-xv1*wm(3))*wp(3)-(pwm(1)-xv1*wm(4))*wp(4) &
  -(pwm(2)-xv1*wm(5))*wp(5)-(pwm(3)-xv1*wm(6))*wp(6)
p13 = (pwm(0)-xv1*wm(3))*w3(3)-(pwm(1)-xv1*wm(4))*w3(4) &
  -(pwm(2)-xv1*wm(5))*w3(5)-(pwm(3)-xv1*wm(6))*w3(6)
p21 = (pwp(0)-xv2*wp(3))*wm(3)-(pwp(1)-xv2*wp(4))*wm(4) &
  -(pwp(2)-xv2*wp(5))*wm(5)-(pwp(3)-xv2*wp(6))*wm(6)
p23 = (pwp(0)-xv2*wp(3))*w3(3)-(pwp(1)-xv2*wp(4))*w3(4) &
  -(pwp(2)-xv2*wp(5))*w3(5)-(pwp(3)-xv2*wp(6))*w3(6)
p31 = (pw3(0)-xv3*w3(3))*wm(3)-(pw3(1)-xv3*w3(4))*wm(4) &
  -(pw3(2)-xv3*w3(5))*wm(5)-(pw3(3)-xv3*w3(6))*wm(6)
p32 = (pw3(0)-xv3*w3(3))*wp(3)-(pw3(1)-xv3*w3(4))*wp(4) &
  -(pw3(2)-xv3*w3(5))*wp(5)-(pw3(3)-xv3*w3(6))*wp(6)
vertex = -gc(1)*(v12*(p13-p23)+v23*(p21-p31)+v31*(p32-
  p12))
if (helas_mode==helas_mode_5cwb) then
  vertex = vertex &
    + ci*( gc(2)*dwm(4)*v23 + gc(3)*dwp(4)*v31 + gc(4)*
      dw3(4)*v12)
  p12v3 = (pwm(0)-pwp(0))*dw3(0) -(pwm(1)-pwp(1))*dw3(1) &
    -(pwm(2)-pwp(2))*dw3(2) -(pwm(3)-pwp(3))*dw3(3)
  p23v1 = (pwp(0)-pw3(0))*dwm(0) -(pwp(1)-pw3(1))*dwm(1) &
    -(pwp(2)-pw3(2))*dwm(2) -(pwp(3)-pw3(3))*dwm(3)
  p31v2 = (pw3(0)-pwm(0))*dwp(0) -(pw3(1)-pwm(1))*dwp(1) &
    -(pw3(2)-pwm(2))*dwp(2) -(pw3(3)-pwm(3))*dwp(3)
  vertex = vertex &
    + ( gc(5)*dwm(4)*dwp(4)*p12v3 &
      + gc(6)*dwp(4)*dw3(4)*p23v1 &
      + gc(7)*dw3(4)*dwm(4)*p31v2 )
endif
return
end subroutine vvvxxx

```

A.5 VVS vertex

Subroutines in this section compute amplitudes (**vvsxxx**) and off-shell currents (**jvsxxx**, **hvvxxx**) of the vector boson–vector boson–scalar vertex. The subroutine for the amplitudes is shown explicitly in List 6.

The coupling constants for the vector–vector–scalar vertices are listed in Table 4.

List 6. vvsxxx.f90

```

!
! This subroutine computes an amplitude of the vector-vector-scalar
! coupling.
!
! input:
! double complex v1(7) : first vector v1
! double complex v2(7) : second vector v2
! double complex sc(3) : input scalar s
! double complex gc(4) : coupling constant gvvs
!
! output:
! double complex vertex: amplitude gamma(v1,v2,s)
!
subroutine vvsxxx(v1,v2,sc,gc , vertex)

  use helas_params
  use helas_const
  use helas_utils

  implicit none

  complex(kind(0.d0)), intent(in) :: v1(ndim_wv),v2(
    ndim_wv),sc(ndim_ws)
  complex(kind(0.d0)), intent(in) :: gc(4)
  complex(kind(0.d0)), intent(out) :: vertex

  complex(kind(0.d0)) :: dv1(0:4), dv2(0:4)
  double precision :: pv1(0:3),pv2(0:3),psc(0:3)
  complex(kind(0.d0)) :: v12
  complex(kind(0.d0)) :: p13v2, p23v1

  dv1(0:4) = v1(3:7)
  dv2(0:4) = v2(3:7)

  v12 = dv1(0)*dv2(0)-dv1(1)*dv2(1)-dv1(2)*dv2(2)-dv1(3)*dv2
    (3)

```

Table 4. Vertices for VVH : WWH and ZZH . All momenta are taken to be outgoing.

$V_{VVH}^{M_1 M_2}$		$W^- W^+ H$	ZZH
$V^{\mu_1 \mu_2}$		$iag^{\mu_1 \mu_2}$	$a = gm_W$
$V^{4\mu_i}$	$V^{4\mu_2}$	$b_1(p_1 - p_3)^{\mu_2}$	$a = \frac{gm_Z}{c_W}$
	$V^{\mu_1 4}$	$b_2(p_2 - p_3)^{\mu_1}$	$b_1 = \frac{g}{2c_W}$
V^{44}		c_1	$b_2 = \frac{g}{2c_W}$
		$c_1 = -2i\lambda v$	$c_1 = -2i\lambda v$

```

vertex = gc(1)*v12
if (helas_mode==helas_mode_5cwb) then
  pv1(0) = dble( v1(1))
  pv1(1) = dble( v1(2))
  pv1(2) = dimag(v1(2))
  pv1(3) = dimag(v1(1))

  pv2(0) = dble( v2(1))
  pv2(1) = dble( v2(2))
  pv2(2) = dimag(v2(2))
  pv2(3) = dimag(v2(1))

  psc(0) = dble( sc(1))
  psc(1) = dble( sc(2))
  psc(2) = dimag(sc(2))
  psc(3) = dimag(sc(1))

  p13v2 = (pv1(0)-psc(0))*dv2(0)-(pv1(1)-psc(1))*dv2(1) &
    - (pv1(2)-psc(2))*dv2(2)-(pv1(3)-psc(3))*dv2(3)

  p23v1 = (pv2(0)-psc(0))*dv1(0)-(pv2(1)-psc(1))*dv1(1) &
    - (pv2(2)-psc(2))*dv1(2)-(pv2(3)-psc(3))*dv1(3)

  vertex = vertex + ci*(gc(2)*dv1(4)*p13v2 &
    + gc(3)*dv2(4)*p23v1)
  vertex = vertex - ci*gc(4)*dv1(4)*dv2(4)
endif
vertex = vertex * sc(3)
return
end subroutine vvsxxx

```

A.6 VVVV vertex

Subroutines in this section compute amplitudes (`vvvvxx`) and off-shell currents (`jvvvxx`) of the four-point vector boson vertices. The subroutine for the amplitudes is shown explicitly in List 7.

The coupling constants and their permutations according to the order of input particles for the four-point vector-boson vertices are listed in Table 5 and Table 6.

List 7. `vvvvxx.f90`

```

!
! This subroutine computes an amplitude of the four-point coupling
! of the gauge bosons.
!
! input:
! double complex v1(7) : first vector boson v1
! double complex v2(7) : second vector boson v2
! double complex v3(7) : third vector boson v3
! double complex v4(7) : fourth vector boson v4
! double precision gc(8): coupling constant gvuvv
!
! output:
! double complex vertex: amplitude gamma(v1,v2,v3,v4)
!
subroutine vvvvxx(v1,v2,v3,v4,gc , vertex)
  use helas_params

```

```

  use helas_const
  use helas_utils

  implicit none

  complex(kind(0.d0)), intent(in) :: v1(ndim_wv),v2(
    ndim_wv),
  complex(kind(0.d0)), intent(in) :: v3(ndim_wv),v4(
    ndim_wv),
  complex(kind(0.d0)), intent(in) :: gc(8)
  complex(kind(0.d0)), intent(out) :: vertex

  complex(kind(0.d0)) :: dv1(0:4),dv2(0:4),dv3(0:4),dv4(0:4)
  complex(kind(0.d0)) :: v12,v13,v14,v23,v24,v34

  dv1(0:4) = v1(3:7)
  dv2(0:4) = v2(3:7)
  dv3(0:4) = v3(3:7)
  dv4(0:4) = v4(3:7)

  v12 = dv1(0)*dv2(0)-dv1(1)*dv2(1)-dv1(2)*dv2(2)-dv1(3)*dv2(
    3)
  v13 = dv1(0)*dv3(0)-dv1(1)*dv3(1)-dv1(2)*dv3(2)-dv1(3)*dv3(
    3)
  v14 = dv1(0)*dv4(0)-dv1(1)*dv4(1)-dv1(2)*dv4(2)-dv1(3)*dv4(
    3)
  v23 = dv2(0)*dv3(0)-dv2(1)*dv3(1)-dv2(2)*dv3(2)-dv2(3)*dv3(
    3)
  v24 = dv2(0)*dv4(0)-dv2(1)*dv4(1)-dv2(2)*dv4(2)-dv2(3)*dv4(
    3)
  v34 = dv3(0)*dv4(0)-dv3(1)*dv4(1)-dv3(2)*dv4(2)-dv3(3)*dv4(
    3)

  vertex = -gc(1) * (v12*v34 + v14*v23 - 2.d0*v13*v24)

  if (helas_mode==helas_mode_5cwb) then

    vertex = vertex &
      + gc(2)*dv1(4)*dv2(4)*v34 &
      + gc(3)*dv1(4)*dv3(4)*v24 &
      + gc(4)*dv1(4)*dv4(4)*v23 &
      + gc(5)*dv2(4)*dv3(4)*v14 &
      + gc(6)*dv2(4)*dv4(4)*v13 &
      + gc(7)*dv3(4)*dv4(4)*v12

    vertex = vertex -ci* gc(8)*dv1(4)*dv2(4)*dv3(4)*dv4(4)
  endif

  return
end subroutine vvvvxx

```

A.7 VVVS vertex

Subroutines in this section compute amplitudes (`vvvsxx`) and off-shell currents (`jvvvsxx`, `hvvvsxx`) of the four-point vertices among three vector bosons and a scalar. The subroutine for the amplitudes is shown explicitly in List 8.

The coupling constants and their permutations according to the order of input particles for the vector–vector–vector–scalar vertices are listed in Table 7 and Table 8.

Table 5. Vertices for $VVVV$.

$V_{VVVV}^{M_1 M_2 M_3 M_4}$			$W^- W^+ W^- W^+$	$W^- Z W^+ Z$	$W^- A W^+ A$	$W^- Z W^+ A$	$ZZZZ$
$V^{\mu_1 \mu_2 \mu_3 \mu_4}$		$-ia(g^{\mu_1 \mu_2} g^{\mu_3 \mu_4} + g^{\mu_1 \mu_4} g^{\mu_2 \mu_3} - 2g^{\mu_1 \mu_3} g^{\mu_2 \mu_4})$	$a = g^2$	$a = -g^2 c_W^2$	$a = -g^2 s_W^2$	$a = -g^2 s_W c_W$	$a = 0$
$V^{4\mu_i \mu_j \mu_k}$			0	0	0	0	0
$V^{44\mu_i \mu_j}$	$V^{44\mu_3 \mu_4}$	$ib_1 g^{\mu_3 \mu_4}$	$b_1 = \frac{g^2}{2}$	$b_1 = \frac{g^2 s_W^2}{2c_W}$	$b_1 = 0$	$b_1 = -\frac{g^2 s_W}{2}$	$b_1 = \frac{g^2}{2c_W^2}$
	$V^{4\mu_2 4\mu_4}$	$ib_2 g^{\mu_2 \mu_4}$	$b_2 = 0$	$b_2 = \frac{g^2 c_W^2}{2c_W}$	$b_2 = 2g^2 s_W^2$	$b_2 = \frac{g^2 s_W c_W}{c_W}$	$b_2 = \frac{g^2}{2c_W^2}$
	$V^{4\mu_2 \mu_3 4}$	$ib_3 g^{\mu_2 \mu_3}$	$b_3 = \frac{g^2}{2}$	$b_3 = \frac{g^2 s_W^2}{2c_W}$	$b_3 = 0$	$b_3 = 0$	$b_3 = \frac{g^2}{2c_W^2}$
	$V^{\mu_1 44\mu_4}$	$ib_4 g^{\mu_1 \mu_4}$	$b_4 = \frac{g^2}{2}$	$b_4 = \frac{g^2 s_W^2}{2c_W}$	$b_4 = 0$	$b_4 = -\frac{g^2 s_W}{2}$	$b_4 = \frac{g^2}{2c_W^2}$
	$V^{\mu_1 4\mu_3 4}$	$ib_5 g^{\mu_1 \mu_3}$	$b_5 = 0$	$b_5 = \frac{g^2}{2}$	$b_5 = 0$	$b_5 = 0$	$b_5 = \frac{g^2}{2c_W^2}$
	$V^{\mu_1 \mu_2 44}$	$ib_6 g^{\mu_1 \mu_2}$	$b_6 = \frac{g^2}{2}$	$b_6 = \frac{g^2 s_W^2}{2c_W}$	$b_6 = 0$	$b_6 = 0$	$b_6 = \frac{g^2}{2c_W^2}$
$V^{444\mu_i}$			0	0	0	0	0
V^{4444}		d	$d = -4i\lambda$	$d = -2i\lambda$	$d = 0$	$d = 0$	$d = -6i\lambda$

Table 6. Definition of $(b'_1, b'_2, b'_3, b'_4, b'_5, b'_6)$ in $VVVV$ by Table 5. The first column is the canonical setting, the second column is obtained by $1 \leftrightarrow 2, 3 \leftrightarrow 4$, the third column is obtained by $2 \leftrightarrow 4$, the fourth column is obtained by $1 \leftrightarrow 4, 2 \leftrightarrow 3$. For $Z_1 Z_2 Z_3 Z_4$, $b'_1 = b'_2 = b'_3 = b'_4 = b'_5 = b'_6$, either permutation is satisfied. We can choose the canonical permutation, i.e. the first column.

$W_1^- W_2^+ W_3^- W_4^+ / W_1^- Z_2 W_3^+ A_4$ $W_1^- Z_2 W_3^+ Z_4 / W_1^- A_2 W_3^+ A_4$	$b'_1 = b_1$	$b'_2 = b_2$	$b'_3 = b'_3$	$b'_4 = b'_4$	$b'_5 = b_5$	$b'_6 = b'_6$
$W_1^+ W_2^- W_3^+ W_4^- / Z_1 W_2^- A_3 W_4^+$ $Z_1 W_2^- Z_3 W_4^+ / A_1 W_2^- A_3 W_4^+$	$b'_1 = b_1$	$b'_2 = b_5$	$b'_3 = b_4$	$b'_4 = b_3$	$b'_5 = b_2$	$b'_6 = b_6$
$W_1^- A_2 W_3^+ Z_4$	$b'_1 = b_3$	$b'_2 = b_2$	$b'_3 = b_1$	$b'_4 = b_6$	$b'_5 = b_5$	$b'_6 = b_4$
$A_1 W_2^+ Z_3 W_4^- / Z_1 W_2^+ Z_3 W_4^-$ $A_1 W_2^+ A_3 W_4^-$	$b'_1 = b_6$	$b'_2 = b_5$	$b'_3 = b_3$	$b'_4 = b_4$	$b'_5 = b_2$	$b'_6 = b_1$

Table 7. Vertices for $VVVH$: $WWZH$ and $WWAH$.

$V_{VVVH}^{M_1 M_2 M_3}$			$W^- W^+ ZH$	$W^- W^+ AH$
$V^{\mu_1 \mu_2 \mu_3}$			0	0
$V^{4\mu_i \mu_j}$	$V^{4\mu_2 \mu_3}$	$b_1 g^{\mu_2 \mu_3}$	$b_1 = -\frac{g^2 s_W^2}{2c_W}$	$b_1 = \frac{g^2 s_W}{2}$
	$V^{\mu_1 4\mu_3}$	$b_2 g^{\mu_1 \mu_3}$	$b_2 = \frac{g^2 s_W}{2c_W}$	$b_2 = -\frac{g^2 s_W}{2}$
	$V^{\mu_1 \mu_2 4}$	$b_3 g^{\mu_1 \mu_2}$	$b_3 = 0$	$b_3 = 0$
$V^{44\mu_i}$			0	0
V^{444}			0	0

Table 8. Definition of b'_1, b'_2, b'_3 according to the permutation of (b_1, b_2, b_3) in Table 7.

$W_1^- W_2^+ Z_3 H_4 / W_1^- W_2^+ A_3 H_4$	$b'_1 = b_1$	$b'_2 = b_2$	$b'_3 = b_3$
$W_1^+ Z_2 W_3^- H_4 / W_1^+ A_2 W_3^- H_4$	$b'_1 = b_2$	$b'_2 = b_3$	$b'_3 = b_1$
$W_1^- Z_2 W_3^+ H_4 / W_1^- A_2 W_3^+ H_4$	$b'_1 = b_1$	$b'_2 = b_3$	$b'_3 = b_2$

Table 9. Vertices for $VVHH$: $WWHH$ and $ZZHH$.

$V_{VVHH}^{M_1 M_2}$		$W^- W^+ HH$	$ZZHH$
$V^{\mu_1 \mu_2}$	$i a g^{\mu_1 \mu_2}$	$a = \frac{g^2}{2}$	$a = \frac{g^2}{2c_W^2}$
$V^{4\mu_i}$		0	0
V^{44}	c	$c = -2i\lambda$	$c = -2i\lambda$

A.7.1 vvvsxx

List 8. vvvsxx.f90

```

! This subroutine computes an amplitude of the vector-vector-vector-
! scalar coupling.
!
! input:
! double complex v1(7) : first vector v1
! double complex v2(7) : second vector v2
! double complex v3(7) : third vector v3
! double complex sc(3) : input scalar s
! double complex gc(3) : coupling constant gvvs
!
! output:
! double complex vertex: amplitude gamma(v1,v2,v3,s)
!
subroutine vvvsxx(v1,v2,v3,sc,gc , vertex)
    use helas_params
    use helas_const
    use helas_utils
    implicit none
    complex(kind(0.d0)), intent(in) :: v1(ndim_wv),v2(
        ndim_wv),v3(ndim_wv)
    complex(kind(0.d0)), intent(in) :: sc(ndim_ws)
    complex(kind(0.d0)), intent(in) :: gc(3)
    complex(kind(0.d0)), intent(out) :: vertex
    complex(kind(0.d0)) :: v12, v23, v31
    vertex = (0.d0, 0.d0)
    if (helas_mode==helas_mode_5cwb) then
        v12 = v1(3)*v2(3)-v1(4)*v2(4)-v1(5)*v2(5)-v1(6)*v2(6)
        v23 = v2(3)*v3(3)-v2(4)*v3(4)-v2(5)*v3(5)-v2(6)*v3(6)
        v31 = v3(3)*v1(3)-v3(4)*v1(4)-v3(5)*v1(5)-v3(6)*v1(6)
        vertex = ci*sc(3)*(gc(1)*v1(7)*v23 + gc(2)*v2(7)*v31 +
            gc(3)*v3(7)*v12)
    endif
    return
end subroutine vvvsxx

```

A.8 VVSS vertex

Subroutines in this section compute amplitudes (vvssxx) and off-shell currents (jvssxx, hvvsxx) of the four-point vertices among two vector bosons and two scalars. The subroutine for the amplitudes is shown explicitly in List 9.

The coupling constants for the vector-vector-scalar-scalar vertices are listed in Table 9.

List 9. vvssxx.f90

```

! This subroutine computes an amplitude of the vector-vector-scalar-
! scalar coupling.
!
! input:
! double complex v1(7) : first vector v1
! double complex v2(7) : second vector v2
! double complex s1(3) : first scalar s1
! double complex s2(3) : second scalar s2
! double complex gc(2) : coupling constant gvvs
!
! output:
! double complex vertex: amplitude gamma(v1,v2,s1,s2)
!
subroutine vvssxx(v1,v2,s1,s2,gc , vertex)
    use helas_params
    use helas_const
    use helas_utils
    implicit none
    complex(kind(0.d0)), intent(in) :: v1(ndim_wv),v2(
        ndim_wv)
    complex(kind(0.d0)), intent(in) :: s1(ndim_ws),s2(
        ndim_ws)
    complex(kind(0.d0)), intent(in) :: gc(2)
    complex(kind(0.d0)), intent(out) :: vertex
    complex(kind(0.d0)) :: v12
    v12 = v1(3)*v2(3)-v1(4)*v2(4)-v1(5)*v2(5)-v1(6)*v2(6)
    vertex = gc(1)*s1(3)*s2(3) * v12
    if (helas_mode==helas_mode_5cwb) then
        vertex = vertex - ci*gc(2)*v1(7)*v2(7)*s1(3)*s2(3)
    endif
    return
end subroutine vvssxx

```

A.9 Interface to MadGraph5

The new HELAS library contains the subroutines to interface the HELAS subroutines to the MadGraph5 [15] subroutines. Amplitude subroutines generated by MadGraph5 can calculate helicity amplitude with 5-components vector bosons by linking with the new HELAS library.

B Goldstone boson couplings in the SM

In this appendix, we present all the Goldstone-boson couplings of the SM explicitly, because not only the magnitude but also the relative signs of all the gauge-boson and the corresponding Goldstone-boson couplings should be kept exact in order to keep the BRST invariance of the amplitudes. The Goldstone bosons appear in the four sector of the SM Lagrangian, the Higgs potential \mathcal{V}_H , the Higgs gauge interactions \mathcal{K}_H , the gauge-fixing term \mathcal{L}_{GF} , and the Yukawa term \mathcal{L}_Y . We show all of them explicitly below.

The minimal SM has just one $SU(2)_L$ doublet Higgs field $\phi(x)$. The Lagrangian of the Higgs field is given by

$$\mathcal{L}_H = \mathcal{K}_H - \mathcal{V}_H \quad (\text{B.1})$$

with

$$\mathcal{K}_H = (D^\mu \phi)^\dagger (D_\mu \phi), \quad (\text{B.2})$$

$$\mathcal{V}_H = \frac{\lambda}{4} \left(\phi^\dagger \phi - \frac{v^2}{2} \right)^2, \quad (\text{B.3})$$

where $v = (\sqrt{2}G_F)^{-1/2} \sim 246$ GeV and

$$\lambda = 2 \frac{m_H^2}{v^2}. \quad (\text{B.4})$$

We parametrize the Higgs doublet field with hypercharge $Y = -1/2$ as

$$\phi = ((v + H + i\pi^0)/\sqrt{2}, i\pi^-)^T, \quad (\text{B.5})$$

and its $Y = 1/2$ partner as

$$\phi^c = -i\sigma^2 \phi^* = (i\pi^+, (v + H - i\pi^0)/\sqrt{2})^T. \quad (\text{B.6})$$

The Goldstone fields $\pi^\pm(x)$ and $\pi^0(x)$ are defined as the triplet of the custodial $SU(2)$ transformation of the quartet field

$$\Phi = (\phi, \phi^c) \rightarrow \Phi' = U\Phi U^\dagger \quad (\text{B.7})$$

which keeps the vacuum invariant

$$\langle \Phi \rangle' = U \langle \Phi \rangle U^\dagger = \langle \Phi \rangle = \frac{v}{\sqrt{2}} \begin{pmatrix} 1 & 0 \\ 0 & 1 \end{pmatrix}. \quad (\text{B.8})$$

More explicitly,

$$\Phi(x) = \frac{1}{\sqrt{2}} \left\{ [v + H(x)] \mathbb{1} + i \sum_{k=1,2,3} \sigma^k \pi^k(x) \right\} \quad (\text{B.9})$$

with Pauli's sigma matrices and the charge eigenstates are defined as

$$\pi^0(x) = \pi^3(x), \quad \pi^\pm(x) = \frac{\pi^1(x) \mp i\pi^2(x)}{\sqrt{2}}. \quad (\text{B.10})$$

By noting

$$\begin{aligned} \phi^\dagger \phi &= \frac{1}{2} \text{tr}[\Phi^\dagger \Phi] \\ &= \frac{1}{2} [(v + H)^2 + (\pi^1)^2 + (\pi^2)^2 + (\pi^3)^2], \end{aligned} \quad (\text{B.11})$$

the Higgs potential term is expressed as

$$\mathcal{V}_H = \frac{m_H^2}{2} \left[H + \frac{H^2 + (\pi^1)^2 + (\pi^2)^2 + (\pi^3)^2}{2v} \right]^2, \quad (\text{B.12})$$

which is manifestly invariant under the custodial $SU(2)$ symmetry. Note that

$$(\pi^1)^2 + (\pi^2)^2 + (\pi^3)^2 = 2\pi^+ \pi^- + (\pi^0)^2 \quad (\text{B.13})$$

when expressed in terms of the electromagnetic charge eigenstates (B.10).

The covariant derivative in the kinetic term of the Higgs Lagrangian (B.2) is

$$\begin{aligned} D_\mu &= \partial_\mu + i \frac{g}{\sqrt{2}} (T^+ W_\mu^+ + T^- W_\mu^-) \\ &\quad + ig_Z (T^3 - Q s_W^2) Z_\mu + ie Q A_\mu \end{aligned} \quad (\text{B.14})$$

with the gauge couplings $e = g s_W = g_Z s_W c_W$, the $SU(2)_L$ generators, $T^\pm = T^1 \pm iT^2$ and T^3 with $T^k = \sigma^k/2$, and the electromagnetic charge operator Q . For the Higgs doublet field (B.5), the Higgs kinetic Lagrangian (B.2) reads

$$\mathcal{K}_H = \frac{1}{2} (\partial H)^2 + (\partial \pi^+) (\partial \pi^-) + \frac{1}{2} (\partial \pi^0)^2 \quad (\text{B.15a})$$

$$+ \left[\frac{g^2}{4} W^+ W^- + \frac{g_Z^2}{4} \frac{Z^2}{2} \right] [(v + H)^2 + (\pi^0)^2] \quad (\text{B.15b})$$

$$+ \frac{g_Z}{2} Z [(\partial \pi^0)(v + H) - (\partial H)\pi^0] \quad (\text{B.15c})$$

$$+ \frac{g}{2} [W^+ (\partial \pi^-) + W^- (\partial \pi^+)] (v + H) \quad (\text{B.15d})$$

$$- i \frac{g}{2} [W^+ (\partial \pi^-) - W^- (\partial \pi^+)] \pi^0 \quad (\text{B.15e})$$

$$+ i \frac{g}{2} (s_W^2 g_Z Z - eA) (W^+ \pi^- - W^- \pi^+) (v + H) \quad (\text{B.15f})$$

$$+ \frac{g}{2} (s_W^2 g_Z Z - eA) (W^+ \pi^- + W^- \pi^+) \pi^0 \quad (\text{B.15g})$$

$$- \frac{g}{2} [(W^+ \pi^- + W^- \pi^+) (\partial H) + i(W^+ \pi^- - W^- \pi^+) (\partial \pi^0)] \quad (\text{B.15h})$$

$$- i \left[\left(\frac{1}{2} - s_W^2 \right) g_Z Z + eA \right] [(\partial \pi^+) \pi^- - (\partial \pi^-) \pi^+] \quad (\text{B.15i})$$

$$+ \left[\frac{g^2}{2} W^+ W^- + \left(\left(\frac{1}{2} - s_W^2 \right) g_Z Z + eA \right)^2 \right] \pi^+ \pi^-, \quad (\text{B.15j})$$

where we drop repeated Lorentz indices.

Let us briefly explain each term. The first line (B.15a) gives kinetic terms of the Higgs boson and the Goldstone bosons. The terms with $(v + H)^2$ in (B.15b) give W and Z boson masses and their Higgs-boson couplings, while the last term with $(\pi^0)^2$ contributes to $WWZZ$ and $ZZZZ$ vertices via the Goldstone (fifth) component of the Z boson. The next terms in (B.15c) and (B.15d) contain the bilinear Goldstone-boson-gauge-boson mixing terms which

are removed by the R_ξ gauge fixing, as given below, and the associate ZHH , ZZH , WWH coupling terms through the Z and W Goldstone-boson components. All the remaining terms in (B.15e)–(B.15j) contribute to three- or four-point vertices among the Higgs boson and the weak bosons with one or two Goldstone-boson components.

Although the Goldstone-boson interactions in the Higgs potential (B.12) take a very simple form due to its custodial $SU(2)$ symmetry, their gauge couplings look more complicated because the $U(1)_Y$ and hence $U(1)_{EM}$ gauge interactions violate the custodial symmetry explicitly.

In the renormalizable covariant (R_ξ) gauge [4], the gauge-fixing terms are

$$\begin{aligned} \mathcal{L}_{GF} = & -\frac{1}{2\xi_A}(\partial^\mu A_\mu)^2 - \frac{1}{2\xi_Z}(\partial^\mu Z_\mu - \xi_Z m_Z \pi^0)^2 \\ & - \frac{1}{\xi_W}(\partial^\mu W_\mu^+ - \xi_W m_W \pi^+)(\partial^\mu W_\mu^- - \xi_W m_W \pi^-), \end{aligned} \quad (\text{B.16})$$

which allow us to quantize the gauge fields, in a covariant manner, while removing the weak-boson–Goldstone-boson mixing terms in (B.15c) and (B.15d), and giving the Goldstone-boson masses $\xi_Z m_Z^2$ and $\xi_W m_W^2$ for π^0 and π^\pm , respectively. We may call the choice $\xi_A = \xi_Z = \xi_W = 1$ as the Feynman–’t Hooft gauge.

The Yukawa interactions in the SM is given by

$$\mathcal{L}_Y = -y_{ij}^u Q_i^\dagger \phi u_{Rj} - y_{ij}^d Q_i^\dagger \phi^c d_{Rj} - y_{ij}^l L_i^\dagger \phi^c l_{Rj} + h.c., \quad (\text{B.17})$$

where $i, j = 1, 2, 3$ are flavor indices and we ignore neutrino masses. In terms of the Higgs and Goldstone bosons in Eqs. (B.5) and (B.6), we find

$$\begin{aligned} \mathcal{L}_Y = & -y_{ij}^u \left[\frac{1}{\sqrt{2}}(v + H + i\pi^0)u_{Li}^\dagger + i\pi^- d_{Li}^\dagger \right] u_{Rj} \\ & - y_{ij}^d \left[\frac{1}{\sqrt{2}}(v + H - i\pi^0)d_{Li}^\dagger + i\pi^+ u_{Li}^\dagger \right] d_{Rj} \\ & - y_{ij}^l \left[\frac{1}{\sqrt{2}}(v + H - i\pi^0)l_{Li}^\dagger + i\pi^+ \nu_{Li}^\dagger \right] l_{Rj} + h.c. \end{aligned} \quad (\text{B.18})$$

By introducing the mass matrices

$$M_{ij}^f = \frac{v}{\sqrt{2}} y_{ij}^f \quad \text{for } f = u, d, l, \quad (\text{B.19})$$

the Yukawa Lagrangian reads

$$\begin{aligned} \mathcal{L}_Y = & - \left[\left(1 + \frac{H + i\pi^0}{v} \right) u_{Li}^\dagger + i\sqrt{2} \frac{\pi^-}{v} d_{Li}^\dagger \right] M_{ij}^u u_{Rj} \\ & - \left[\left(1 + \frac{H - i\pi^0}{v} \right) d_{Li}^\dagger + i\sqrt{2} \frac{\pi^+}{v} u_{Li}^\dagger \right] M_{ij}^d d_{Rj} \\ & - \left[\left(1 + \frac{H - i\pi^0}{v} \right) l_{Li}^\dagger + i\sqrt{2} \frac{\pi^+}{v} \nu_{Li}^\dagger \right] M_{ij}^l l_{Rj} \\ & + h.c. \end{aligned} \quad (\text{B.20})$$

Positive mass eigenvalues are obtained by the bi-unitary transformations,

$$\begin{aligned} M^u &= U_L^u \text{diag}(m_u, m_c, m_t) U_R^{u\dagger}, \\ M^d &= U_L^d \text{diag}(m_d, m_s, m_b) U_R^{d\dagger}, \\ M^l &= U_L^l \text{diag}(m_e, m_\mu, m_\tau) U_R^{l\dagger}, \end{aligned} \quad (\text{B.21})$$

that relate the flavor eigenstates with the mass eigenstates as

$$\begin{aligned} (u_{L1}, u_{L2}, u_{L3})^T &= U_L^u (u_L, c_L, t_L)^T = U_L^u \mathbf{u}_L, \\ (u_{R1}, u_{R2}, u_{R3})^T &= U_R^u (u_R, c_R, t_R)^T = U_R^u \mathbf{u}_R, \\ (d_{L1}, d_{L2}, d_{L3})^T &= U_L^d (d_L, s_L, b_L)^T = U_L^d \mathbf{d}_L, \\ (d_{R1}, d_{R2}, d_{R3})^T &= U_R^d (d_R, s_R, b_R)^T = U_R^d \mathbf{d}_R, \\ (l_{L1}, l_{L2}, l_{L3})^T &= U_L^l (e_L, \mu_L, \tau_L)^T = U_L^l \mathbf{l}_L, \\ (l_{R1}, l_{R2}, l_{R3})^T &= U_R^l (e_R, \mu_R, \tau_R)^T = U_R^l \mathbf{l}_R, \end{aligned} \quad (\text{B.22})$$

where \mathbf{f}_L and \mathbf{f}_R ($\mathbf{f} = \mathbf{u}, \mathbf{d}, \mathbf{l}$) are column vectors of the three mass eigenstates with definite chirality.

By inserting the above relations into \mathcal{L}_Y , we obtain

$$\begin{aligned} \mathcal{L}_Y = & - \left(1 + \frac{H + i\pi^0}{v} \right) \mathbf{u}_L^\dagger \text{diag}(m_u, m_c, m_t) \mathbf{u}_R \\ & - i\sqrt{2} \frac{\pi^-}{v} \mathbf{d}_L^\dagger \text{diag}(m_u, m_c, m_t) \mathbf{u}_R \\ & - \left(1 + \frac{H - i\pi^0}{v} \right) \mathbf{d}_L^\dagger \text{diag}(m_d, m_s, m_b) \mathbf{d}_R \\ & - i\sqrt{2} \frac{\pi^+}{v} \mathbf{u}_L^\dagger V \text{diag}(m_d, m_s, m_b) \mathbf{d}_R \\ & - \left(1 + \frac{H - i\pi^0}{v} \right) \mathbf{l}_L^\dagger \text{diag}(m_e, m_\mu, m_\tau) \mathbf{l}_R \\ & - i\sqrt{2} \frac{\pi^+}{v} \boldsymbol{\nu}_L^\dagger \text{diag}(m_e, m_\mu, m_\tau) \mathbf{l}_R + h.c., \end{aligned} \quad (\text{B.23})$$

where $\boldsymbol{\nu}_L = (\nu_{eL}, \nu_{\mu L}, \nu_{\tau L})^T$. The Cabibbo–Kobayashi–Maskawa (CKM) matrix by

$$V = U_L^{u\dagger} U_L^d \quad (\text{B.24})$$

appears for the π^\pm couplings of quarks. This is the final expression, which determines all the Goldstone boson couplings with fermions in the SM. We note that, because we do not introduce neutrino mass terms, $\boldsymbol{\nu}_L$ gives the massless flavor eigenstates in the diagonal charged-lepton mass basis. We also note that we set $V = \text{diag}(1, 1, 1)$ as a default for collider physics.

C Polarization vectors

Since the polarization vectors of the vector boson field play important roles in deriving the parton shower (PS) [1] or the Feynman diagram (FD) gauge representation of the gauge boson propagators, we summarize our definitions and their basic properties in this appendix.

We define the polarization four vectors as

$$\epsilon^\mu(q, \lambda = \pm 1) = \frac{1}{\sqrt{2}}(0, \mp 1, -i, 0)^T, \quad (\text{C.1a})$$

$$\epsilon^\mu(q, \lambda = 0) = (0, 0, 0, 1)^T, \quad (\text{C.1b})$$

in the rest frame of the time-like momenta,

$$q^\mu = (Q, 0, 0, 0)^T \quad (\text{C.2})$$

with $Q = \sqrt{q^2}$. The phase convention in Eq. C.1 follows the quantum mechanics where the application of the raising/lowering operator, $J_\pm = J_1 \pm iJ_2$, obtain the three states without sign change. They are eigen vectors of the angular momentum operator J_3

$$J_3 \epsilon^\mu(q, \lambda) = \lambda \epsilon^\mu(q, \lambda). \quad (\text{C.3})$$

For the space-like momenta, we define the polarization vectors in the Breit frame,

$$q^\mu = (0, 0, 0, Q)^T \quad (\text{C.4})$$

with $Q = \sqrt{-q^2}$, where the transverse ($\lambda = \pm 1$) polarization vectors remain the same as in (C.1a), while the longitudinal ($\lambda = 0$) polarization vector is

$$\epsilon^\mu(q, \lambda = 0) = (1, 0, 0, 0)^T. \quad (\text{C.5})$$

All the polarization four-vectors satisfy

$$q_\mu \epsilon^\mu(q, \lambda) = 0, \quad (\text{C.6})$$

and the normalization

$$\epsilon_\mu(q, \lambda) \epsilon^\mu(q, \lambda') = -\eta_\lambda \delta_{\lambda\lambda'}, \quad (\text{C.7})$$

where $\eta_\pm = 1$ and $\eta_0 = \text{sgn}(q^2)$. They also satisfy the completeness condition

$$\begin{aligned} & \sum_{\lambda=\pm 1} \epsilon^\mu(q, \lambda) \epsilon^\nu(q, \lambda) + \text{sgn}(q^2) \epsilon^\mu(q, 0) \epsilon^\nu(q, 0) \\ &= -g^{\mu\nu} + \frac{q^\mu q^\nu}{q^2} \\ &= -g_{j=1}^{\mu\nu}, \end{aligned} \quad (\text{C.8})$$

giving the spin-1 polarization tensor.

We now introduce the reduced longitudinal polarization vector as

$$\tilde{\epsilon}^\mu(q, 0) = \epsilon^\mu(q, 0) - \frac{q^\mu}{Q} \quad (\text{C.9})$$

for both time-like and space-like four momenta. It is instructive to note its explicit form in the rest frame (C.2) of the time-like momentum

$$\tilde{\epsilon}^\mu(q, 0) = (-1, 0, 0, 1)^T, \quad (\text{C.10})$$

and in the Breit frame (C.4) of the space-like momentum

$$\tilde{\epsilon}^\mu(q, 0) = (1, 0, 0, -1)^T. \quad (\text{C.11})$$

They are light-like vectors

$$\tilde{\epsilon}^\mu(q, 0) \tilde{\epsilon}_\mu(q, 0) = 0, \quad (\text{C.12})$$

and transform under the boost along the positive z -axis as

$$B_3(y) \tilde{\epsilon}^\mu(q, 0) = e^{-iK_3 y} \tilde{\epsilon}_\mu(q, 0) = e^{-y} \tilde{\epsilon}^\mu(q, 0). \quad (\text{C.13})$$

All four components of $\tilde{\epsilon}^\mu(q, 0)$ scale as e^{-y} , which vanishes at high energies ($y \gg 1$), where

$$q^\mu = \begin{cases} Q(\cosh y, 0, 0, \sinh y)^T & \text{for } q^2 = Q^2 > 0, \\ Q(\sinh y, 0, 0, \cosh y)^T & \text{for } q^2 = -Q^2 < 0. \end{cases} \quad (\text{C.14})$$

The reduced longitudinal polarization vector is orthogonal to the transverse polarization vectors

$$\tilde{\epsilon}^\mu(q, 0) \epsilon_\mu(q, \pm) = 0, \quad (\text{C.15})$$

while

$$\tilde{\epsilon}^\mu(q, 0) q_\mu = -\frac{q^2}{Q} = -\text{sgn}(q^2) Q. \quad (\text{C.16})$$

It is because of this property, the $\tilde{\epsilon}^\mu(q, 0)$ polarization state of the massive vector bosons can mix with the spin-0 (Goldstone boson) state.

Now, by introducing the light-cone vector

$$n^\mu = (\text{sgn}(q^0), -\vec{q}/|\vec{q}|)^T \quad (\text{C.17})$$

and the corresponding propagator tensor [1]

$$\tilde{g}^{\mu\nu} = g^{\mu\nu} - \frac{n^\mu q^\nu + q^\mu n^\nu}{n \cdot q}, \quad (\text{C.18})$$

we find

$$\tilde{\epsilon}^\mu(q, 0) = \tilde{g}^\mu_\nu \epsilon^\nu(q, 0) = -\text{sgn}(q^2) \frac{Q n^\mu}{n \cdot q}. \quad (\text{C.19})$$

It shows that our reduced longitudinal polarization vector is proportional to the light-cone gauge vector (C.17), and its magnitude scale as

$$\frac{Q}{n \cdot q} = \frac{Q}{|q^0| + |\vec{q}|} = e^{-y} \quad (\text{C.20})$$

where the rapidity y is given by (C.14). The ‘completeness’ condition (C.8) reduces to

$$\begin{aligned} & \sum_{\lambda=\pm 1} \epsilon^\mu(q, \lambda) \epsilon^\nu(q, \lambda) + \text{sgn}(q^2) \tilde{\epsilon}^\mu(q, 0) \tilde{\epsilon}^\nu(q, 0) \\ &= -g^{\mu\nu} + \frac{n^\mu q^\nu + q^\mu n^\nu}{n \cdot q} \\ &= -\tilde{g}^{\mu\nu}, \end{aligned} \quad (\text{C.21})$$

giving the physical meaning of the special (FD) gauge propagator.

We note

$$\tilde{g}^\mu_\nu \epsilon^\nu(q, \pm) = \tilde{\epsilon}^\mu(q, \pm) = \epsilon^\mu(q, \pm), \quad (\text{C.22a})$$

$$\tilde{g}^\mu_\nu \epsilon^\nu(q, 0) = \tilde{\epsilon}^\mu(q, 0) = \epsilon^\mu(q, 0) - \frac{q^\mu}{Q}. \quad (\text{C.22b})$$

It should also be noted that

$$\tilde{g}^\mu_\nu n^\nu = 0, \quad (\text{C.23a})$$

$$\tilde{g}^\mu_\nu q^\nu = -q^2 \frac{n^\mu}{n \cdot q} = Q \tilde{\epsilon}^\mu(q, 0), \quad (\text{C.23b})$$

and hence

$$\tilde{g}^\mu_\nu \tilde{g}^\nu_\rho = \tilde{g}^\mu_\rho + q^2 \frac{n^\mu n_\rho}{(n \cdot q)^2} = P_{T\rho}^\mu, \quad (\text{C.24})$$

where $P_{T\rho}^\mu$ denotes the transverse polarization tensor

$$q_\mu P_{T\rho}^\mu = n_\mu P_{T\rho}^\mu = 0 \quad (\text{C.25})$$

in the light-cone gauge. It is worth noting that the tensor $\tilde{g}^{\mu\nu}$ is not projective, and hence cannot be used to perform Schwinger summation of 1PI (truncated) propagators. This is in contrast to the spin projector for $j = 1$ (C.8) and for $j = 0$

$$g_{j=0}^{\mu\nu} = \frac{q^\mu q^\nu}{q^2}, \quad (\text{C.26})$$

which satisfy

$$g_{jj'}^\mu g_{jj'}^\nu = \delta_{jj'} g_{jj'}^\mu, \quad (\text{C.27a})$$

$$g_{j=1}^{\mu\nu} + g_{j=0}^{\mu\nu} = g^{\mu\nu}. \quad (\text{C.27b})$$

References

1. K. Hagiwara, J. Kanzaki and K. Mawatari, *QED and QCD helicity amplitudes in parton-shower gauge*, *Eur. Phys. J. C* **80** (2020) 584, [2003.03003].
2. C. Becchi, A. Rouet and R. Stora, *Renormalization of Gauge Theories*, *Annals Phys.* **98** (1976) 287–321.
I. V. Tyutin, *Gauge Invariance in Field Theory and Statistical Physics in Operator Formalism*, *LEBEDEV-75-39*.
3. V. N. Gribov and L. N. Lipatov, *Deep inelastic $e p$ scattering in perturbation theory*, *Sov. J. Nucl. Phys.* **15** (1972) 438–450.
L. N. Lipatov, *The parton model and perturbation theory*, *Yad. Fiz.* **20** (1974) 181–198.
G. Altarelli and G. Parisi, *Asymptotic Freedom in Parton Language*, *Nucl. Phys. B* **126** (1977) 298–318.
Y. L. Dokshitzer, *Calculation of the Structure Functions for Deep Inelastic Scattering and $e^+ e^-$ Annihilation by Perturbation Theory in Quantum Chromodynamics.*, *Sov. Phys. JETP* **46** (1977) 641–653.
4. K. Fujikawa, B. W. Lee and A. I. Sanda, *Generalized Renormalizable Gauge Formulation of Spontaneously Broken Gauge Theories*, *Phys. Rev. D* **6** (1972) 2923–2943.
5. M. S. Chanowitz and M. K. Gaillard, *The TeV Physics of Strongly Interacting W's and Z's*, *Nucl. Phys. B* **261** (1985) 379–431.
6. Z. Kunszt and D. E. Soper, *On the Validity of the Effective W Approximation*, *Nucl. Phys. B* **296** (1988) 253–289.
7. P. Borel, R. Franceschini, R. Rattazzi and A. Wulzer, *Probing the Scattering of Equivalent Electroweak Bosons*, *JHEP* **06** (2012) 122, [1202.1904].
8. A. Wulzer, *An Equivalent Gauge and the Equivalence Theorem*, *Nucl. Phys. B* **885** (2014) 97–126, [1309.6055].
9. J. Chen, T. Han and B. Tweedie, *Electroweak Splitting Functions and High Energy Showering*, *JHEP* **11** (2017) 093, [1611.00788].
10. G. Cuomo, L. Vecchi and A. Wulzer, *Goldstone Equivalence and High Energy Electroweak Physics*, *SciPost Phys.* **8** (2020) 078, [1911.12366].
11. K. Hagiwara, H. Murayama and I. Watanabe, *Search for the Yukawa interaction in the process $e^+ e^- \rightarrow t\bar{t}Z$ at TeV linear colliders*, *Nucl. Phys. B* **367** (1991) 257–286.
12. H. Murayama, I. Watanabe and K. Hagiwara, *HELAS: HELicity amplitude subroutines for Feynman diagram evaluations*, *KEK-91-11* (1992).
13. T. Stelzer and W. F. Long, *Automatic generation of tree level helicity amplitudes*, *Comput. Phys. Commun.* **81** (1994) 357–371, [hep-ph/9401258].
14. J. Alwall, P. Demin, S. de Visscher, R. Frederix, M. Herquet, F. Maltoni et al., *MadGraph/MadEvent v4: The New Web Generation*, *JHEP* **09** (2007) 028, [0706.2334].
15. J. Alwall, M. Herquet, F. Maltoni, O. Mattelaer and T. Stelzer, *MadGraph 5 : Going Beyond*, *JHEP* **06** (2011) 128, [1106.0522].
16. J. Alwall, R. Frederix, S. Frixione, V. Hirschi, F. Maltoni, O. Mattelaer et al., *The automated computation of tree-level and next-to-leading order differential cross sections, and their matching to parton shower simulations*, *JHEP* **07** (2014) 079, [1405.0301].
17. K. Hagiwara, H. Iwasaki, A. Miyamoto, H. Murayama and D. Zeppenfeld, *Single weak boson production at TeV $e^+ e^-$ colliders*, *Nucl. Phys. B* **365** (1991) 544–596.
18. G. J. Gounaris, R. Kogerler and H. Neufeld, *Relationship Between Longitudinally Polarized Vector Bosons and their Unphysical Scalar Partners*, *Phys. Rev. D* **34** (1986) 3257.
J. Bagger and C. Schmidt, *Equivalence Theorem Redux*, *Phys. Rev. D* **41** (1990) 264.
H. G. J. Veltman, *The Equivalence Theorem*, *Phys. Rev. D* **41** (1990) 2294.
19. P. de Aquino, W. Link, F. Maltoni, O. Mattelaer and T. Stelzer, *ALOHA: Automatic Libraries Of Helicity Amplitudes for Feynman Diagram Computations*, *Comput. Phys. Commun.* **183** (2012) 2254–2263, [1108.2041].
20. C. Degrande, C. Duhr, B. Fuks, D. Grellscheid, O. Mattelaer and T. Reiter, *UFO - The Universal FeynRules Output*, *Comput. Phys. Commun.* **183** (2012) 1201–1214, [1108.2040].
21. T. Kugo and I. Ojima, *Manifestly Covariant Canonical Formulation of Yang-Mills Field Theories: Physical State Subsidiary Conditions and Physical S Matrix Unitarity*, *Phys. Lett. B* **73** (1978) 459–462.

- T. Kugo and I. Ojima, *Manifestly Covariant Canonical Formulation of Yang-Mills Field Theories. 1. The Case of Yang-Mills Fields of Higgs-Kibble Type in Landau Gauge*, *Prog. Theor. Phys.* **60** (1978) 1869.
- T. Kugo and I. Ojima, *Manifestly Covariant Canonical Formulation of Yang-Mills Field Theories. 2. The Case of Pure Yang-Mills Theories Without Spontaneous Symmetry Breaking in General Covariant Gauges*, *Prog. Theor. Phys.* **61** (1979) 294.
- T. Kugo and I. Ojima, *Manifestly Covariant Canonical Formulation of Yang-Mills Field Theories. 3. The Case of Yang-Mills Fields of Higgs-Kibble Type in General Covariant Gauges*, *Prog. Theor. Phys.* **61** (1979) 644–655.
22. L. D. Faddeev and V. N. Popov, *Feynman Diagrams for the Yang-Mills Field*, *Phys. Lett. B* **25** (1967) 29–30.
23. K. Hagiwara, R. D. Peccei, D. Zeppenfeld and K. Hikasa, *Probing the Weak Boson Sector in $e^+e^- \rightarrow W^+W^-$* , *Nucl. Phys. B* **282** (1987) 253–307.
24. S. Bailey and L. A. Harland-Lang, *Modelling W^+W^- production with rapidity gaps at the LHC*, 2201.08403.
25. C. Dams and R. Kleiss, *The Electroweak standard model in the axial gauge*, *Eur. Phys. J. C* **34** (2004) 419–427, [[hep-ph/0401136](#)].
26. K. Hagiwara, Q. Li and K. Mawatari, *Jet angular correlation in vector-boson fusion processes at hadron colliders*, *JHEP* **07** (2009) 101, [[0905.4314](#)].
27. Z. Nagy and D. E. Soper, *Parton showers with quantum interference*, *JHEP* **09** (2007) 114, [[0706.0017](#)].
28. Z. Nagy and D. E. Soper, *A parton shower based on factorization of the quantum density matrix*, *JHEP* **06** (2014) 097, [[1401.6364](#)].
29. J. Ellis, *TikZ-Feynman: Feynman diagrams with TikZ*, *Comput. Phys. Commun.* **210** (2017) 103–123, [[1601.05437](#)].
- M. Dohse, *TikZ-FeynHand: Basic User Guide*, 1802.00689.