

Modelling the formation of the first two neutron star-black hole mergers, GW200105 and GW200115: metallicity, chirp masses and merger remnant spins

Debatri Chattopadhyay,^{1,2,3}★ Simon Stevenson,^{1,2} Floor Broekgaarden,⁴ Fabio Antonini,³ Krzysztof Belczynski⁵

¹Centre for Astrophysics and Supercomputing, Swinburne University of Technology, John St., Hawthorn, Victoria- 3122, Australia

²The ARC Centre of Excellence for Gravitational Wave Discovery, OzGrav

³Gravity Exploration Institute, School of Physics and Astronomy, Cardiff University, Cardiff, CF24 3AA, UK

⁴Center for Astrophysics | Harvard & Smithsonian, 60 Garden Street, Cambridge, MA 02138, USA

⁵Nicolaus Copernicus Astronomical Center, Polish Academy of Sciences, ul. Bartycka 18, 00-716 Warsaw, Poland

Accepted XXX. Received YYY; in original form ZZZ

ABSTRACT

The two neutron star-black hole mergers (GW200105 and GW200115) observed in gravitational waves by advanced LIGO and Virgo, mark the first ever discovery of such binaries in nature. We study these two neutron star-black hole systems through isolated binary evolution, using a grid of population synthesis models. Using both mass and spin observations (chirp mass, effective spin and remnant spin) of the binaries, we probe their different possible formation channels in different metallicity environments. Our models only support LIGO data when assuming the black hole is non spinning. Our results show a strong preference that GW200105 and GW200115 formed from stars with sub-solar metallicities $Z \lesssim 0.005$. Only two metal-rich ($Z = 0.02$) models are in agreement with GW200115. We also find that chirp mass and remnant spins jointly aid in constraining the models, whilst the effective spin parameter does not add any further information. We also present the observable (i.e. post selection effects) median values of spin and mass distribution from all our models, which maybe used as a reference for future mergers. Further, we show that the remnant spin parameter distribution exhibits distinguishable features in different neutron star-black hole sub-populations. We find that non-spinning, first born black holes dominate significantly the merging neutron star-black hole population, ensuring electromagnetic counterparts to such mergers a rare affair.

Key words: gravitational waves – neutron star black hole – binary evolution

1 INTRODUCTION

The discovery of the two merger events GW200105 and GW200115 by the Advanced LIGO (Aasi et al. 2015) and Virgo (Acernese et al. 2015) gravitational-wave detectors marks the first observations of a black hole-neutron star binary (Abbott et al. 2021). While there have been predictions of black hole-neutron star (NS+BH) systems before—accounting for their non-detection as well as future possibilities of detection (Sigurdsson 2003; Clausen et al. 2014; Chattopadhyay et al. 2021; Broekgaarden et al. 2021a)—these two events provide the perfect opportunity to re-assess our understanding of the formation and evolution of massive binaries towards NS+BH systems.

The properties of GW200105 and GW200115 are consistent with astrophysical expectations for NS+BH binaries. Under a conservative prior allowing for large spins (< 0.99) for the putative neutron star, GW200105 is formed through the merger of a $8.9^{+1.2}_{-1.5} M_{\odot}$ black hole (BH) with a $1.9^{+0.3}_{-0.2} M_{\odot}$ neutron star (NS), whilst GW200115

was through the merger of $5.7^{+1.8}_{-2.1} M_{\odot}$ BH with a $1.5^{+0.7}_{-0.3} M_{\odot}$ NS. Under a more constraining spin prior with low neutron star spins (< 0.05), informed by observations of Galactic NSs, GW200105 and GW200115 are inferred to have formed through the coalescences of $8.9^{+1.2}_{-1.5} M_{\odot}$ BH with a $1.9^{+0.2}_{-0.2} M_{\odot}$ NS and $5.9^{+1.4}_{-2.1} M_{\odot}$ BH with a $1.4^{+0.6}_{-0.2} M_{\odot}$ NS respectively. The effective spin (χ_{eff}) for GW200105 is found to be $-0.01^{+0.11}_{-0.15}$ ($-0.01^{+0.08}_{-0.12}$), while for GW200115 it is $-0.19^{+0.23}_{-0.35}$ ($-0.14^{+0.17}_{-0.34}$) for high (low) secondary spin priors respectively. The mass and spin (χ_{rem}) of the post-merger remnant BH for GW200115 are obtained to be $10.4^{+2.7}_{-2.0} M_{\odot}$ and $0.43^{+0.04}_{-0.03}$ respectively. For GW200105, the remnant BH mass is $7.8^{+1.4}_{-1.6} M_{\odot}$ and $\chi_{\text{rem}} = 0.38^{+0.04}_{-0.02}$. Rather than individual masses, mass ratio or individual spins, the chirp mass, effective and remnant spins are better constrained observable quantities.

The two NS+BH gravitational wave (GW) observations inspire us to ask some fundamental questions about their formation scenario. Broekgaarden & Berger (2021) have shown that the masses and merger rates inferred from GW200105 and GW200115 are consistent with formation through isolated binary evolution. In particular, they explored a large set of binary evolution models, and found that low

★ E-mail: ChattopadhyayD@cardiff.ac.uk

¹ 90% credible interval, from Abbott et al. (2021)

kick velocities or relatively high common envelope efficiencies are preferred to simultaneously match the properties of double NS and double BH systems. In this study, we perform population synthesis simulations to investigate the birth order of the two types of compact objects - NS and BH - in the NS+BH systems, their masses, spins and expected merger rates.

Particularly, we address the following primary questions in this study —

- a) can the observational mass and spin signatures aid in distinguishing which sub-population – if the BH is born first (BHNS) or the NS is born first (NSBH)² – GW200105 and GW200115 were a part of?
- b) what are the overall predicted rates of BHNS vs NSBH formation across different metallicities?
- c) Did the pre-merger BHs for both the observations have a considerable spin ($\chi_{\text{BH}} > 0.1$)?
- d) Does the observed remnant BH spins of GW200105 and GW200115 add information that can help constrain population synthesis models?
- e) can the formation metallicity of the two NS+BH merger signals be inferred from the qualitative analysis of the observations?

In this paper, we use similar models to Broekgaarden & Berger (2021), but also compare measurements of the compact objects’ spins to those predicted from our model. We assume first born BH to be non-spinning in all models and explore submodels in which the second born BH can either be spinning or non-spinning. For all but one of our models we assume that the spins of the component black holes are aligned with the binary orbital angular momentum prior to merger. We additionally test if spin misalignment due to supernova kicks heavily impacts our results. Using this additional information, we aim to constrain whether the neutron star or black hole formed first in GW200105 and GW200115, and if we can place constraints on the metallicity of the environment in which they were born. We find in our study that though we cannot draw any additional constraints on binary evolution models, we do get an idea of the possible formation metallicities of these binaries through the analysis of the remnant spin in addition to chirp mass.

This paper is structured as follows: in section 2 we outline the population synthesis methods we use to evolve isolated binaries; in section 3 we discuss the results of our models by comparing them to the chirp mass and remnant spin observations of GW200105 and GW200115; in section 4 we conclude and discuss our findings (including the answers to the five key questions outlined above) and their implications.

2 METHODS

In this paper, we study the possible formation of the two NS+BH observations through isolated binary evolution, using the population synthesis code COMPAS (Stevenson et al. 2017; Vigna-Gómez et al. 2018; Team COMPAS: Riley et al. 2021). COMPAS is based on updated stellar and binary evolution prescriptions from Hurley et al. (2000) and (Hurley et al. 2002) respectively. There are many uncertainties in massive binary evolution (see for example Klencki et al. 2018; Giacobbo et al. 2018; Belczynski et al. 2022; Broekgaarden et al. 2021a; Chattopadhyay et al. 2021). To investigate what

we can learn from GW200105 and GW200115, we have produced a set of four main models (“Pessimistic”, “Optimistic”, “Kick_100”, “Alpha_2”) with different stellar/binary evolution assumptions. “Pessimistic” is our base model, with one key assumption about binary or stellar evolution varied in each of the following three models. In our choice of parameters for the models, we are guided by Fiducial/Default models of previous population synthesis studies (Stevenson et al. 2017; Vigna-Gómez et al. 2018; Neijssel et al. 2019; Chattopadhyay et al. 2020, 2021; Broekgaarden et al. 2021a). Based on the recent results from Broekgaarden & Berger (2021), we place particular emphasis on the importance of neutron star natal kicks, and the efficiency of the common envelope phase of binary evolution. Broekgaarden & Berger (2021) showed that natal kick velocities less than 100 km/sec or high common envelope efficiency parameter ($\alpha_{\text{CE}} \geq 2$) provide good match to the merger rates of double BH, double NS and NS+BH inferred from gravitational waves observations (The LIGO Scientific Collaboration et al. 2021). Many processes in binary evolution are sensitive to metallicity. To examine the impact of metallicity (and to attempt to constrain the formation metallicities of GW200105 and GW200115), we evolve each of the four models at four different metallicities (Z). From lower to higher metallicity, we have models M-005 ($Z = 0.0005$), M-01 ($Z = 0.001$), M-05 ($Z = 0.005$), M-2 ($Z = 0.02$).

The zero age main sequence (ZAMS) mass of the primary (initially more massive) star is drawn from an initial mass function (Kroupa 2001), while the mass of the secondary is determined by drawing the mass ratio of the binary following a uniform distribution (Sana et al. 2012). All binaries are assumed to have a circular orbit at ZAMS (Hurley et al. 2002). The initial semi-major axes of the binaries follow the Sana et al. (2012) distribution, with the minimum and maximum of the distribution³ being 0.1 AU to 1000 AU respectively. Variations in the distributions chosen for the initial conditions do not typically have a large impact on results for NS+BH binaries (e.g., de Mink & Belczynski 2015).

In the dominant channel of NS+BH formation, during Roche lobe overflow (RLOF), the mass transfer efficiency β_{MT} , which is the ratio of mass accreted by the accretor and the mass lost by the donor is given by,

$$\beta_{\text{MT}} = \min\left(1, 10 \frac{\tau_{\text{acc}}}{\tau_{\text{don}}}\right), \quad (1)$$

(Hurley et al. 2002; Schneider et al. 2015) where the thermal (Kelvin-Helmholtz) timescales for the accretor and donor are denoted by τ_{acc} and τ_{don} respectively (see Chattopadhyay et al. 2021, equation 2 for further details). Mass accretion onto a compact object is assumed to be Eddington limited (Stevenson et al. 2017; Chattopadhyay et al. 2020).

The common envelope (CE) phase that may arise from unstable mass transfer is assumed to have $\alpha_{\text{CE}} = 1$, where α_{CE} denotes the fraction of the orbital energy available to unbind the envelope. The binding energy of the envelope is determined using the fits to detailed models from Xu & Li (2010). For model “Alpha_2”, we varied this efficiency parameter to $\alpha_{\text{CE}} = 2$.

We assume the ‘pessimistic’ scenario for common envelope evolution, where a Hertzsprung gap (HG) donor is not allowed to survive CE and instead merges (Belczynski et al. 2007). In the “Optimistic” model we alter this assumption, allowing for the possibility for HG donors to survive CE evolution and successfully eject the envelope.

² NSBH systems are exciting especially as multi-messenger sources — they can harbour recycled pulsars (Chattopadhyay et al. 2021) as the NSs are born first and NSBHs with high pre-merger BH spins have the possibility to produce exciting electromagnetic signatures at their mergers (Hu et al. 2022)

³ The orbital period p in days is given by $f(\log p) \propto (\log p)^\pi$, where $\pi = -0.55$. The semi-major axis is calculated from p by using Kepler’s third law for circular orbits.

For all models, a NS companion is allowed to accrete during CE following [MacLeod & Ramirez-Ruiz \(2015\)](#), as described in details in [Chattopadhyay et al. \(2020\)](#). Since Pessimistic, Kick_100 and Alpha_2 are all under the ‘pessimistic’ CE framework, in this paper we sometimes refer to all three as ‘pessimistic’.

For a more comprehensive description of COMPAS prescriptions of mass transfer during RLOF and common envelope, see the COMPAS methods paper ([Team COMPAS: Riley et al. 2021](#)), and specifically for the case of NS+BH we refer to [Chattopadhyay et al. \(2021\)](#); [Broekgaarden et al. \(2021a\)](#); [Broekgaarden & Berger \(2021\)](#).

In COMPAS, we assume a Maxwellian supernova natal kick distribution for NSs, with the one dimensional root mean square $\sigma_{\text{CCSN}} = 265$ km/sec for core collapse supernovae ([Hobbs et al. 2005](#)), $\sigma_{\text{ECSN}} = \sigma_{\text{USSN}} = 30$ km/sec for electron capture and ultra-stripped supernovae ([Podsiadlowski et al. 2004](#); [Gessner & Janka 2018](#); [Müller et al. 2019](#)). The assumption for kick velocity is varied in model “Kick_100”, where σ_{CCSN} is assumed to be 100 km/sec. The BH natal kicks are also drawn from identical distributions as NS, but are scaled down by the fallback mass fraction ([Fryer et al. 2012](#)).

NSs are also treated as pulsars in COMPAS, with spins and surface magnetic fields computed in isolated (no mass transfer) and mass transfer (during RLOF and CE) cases, as detailed in [Chattopadhyay et al. \(2020\)](#). Natal spins of the NSs are drawn from an uniform distribution (between 10–100 milliseconds) and they are expected to spin down rapidly $\sim O(10 - 100 \text{ Myrs})$. Angular momentum transfer during mass accretion can spin pulsars up as well. [Chattopadhyay et al. \(2021\)](#) estimated that the mass weighted spin $\chi_{\text{NS}} \lesssim 0.3$ for solar metallicity.

Due to efficient angular momentum transfer from the core to the envelope of BH progenitors, first born BHs are assumed to be non-spinning in all our models ([Fuller & Ma 2019](#)). The progenitor of the second born BH, however, may get spun up through tidal interaction with its compact object companion (in the case of this paper, a NS), depending on the orbital configuration of the binary ([Qin et al. 2018](#); [Bavera et al. 2020](#); [Chattopadhyay et al. 2021](#); [Hu et al. 2022](#)). We assume two models - i) BH-Q: where the second born BH is allowed to be spun up as guided through prescriptions for different metallicities from [Qin et al. \(2018\)](#) and ii) BH-Z: where BHs produced through second supernovae are also non-spinning. While [Chattopadhyay et al. \(2021\)](#) focused on the pre-merger BH spin analysis of only solar metallicity $Z = 0.0142$ ([Asplund et al. 2009](#)) models (in that paper, we were more interested in the Galactic population), in this paper we explore a grid of four metallicities ($Z = 0.02, 0.005, 0.001, 0.0005$). For BH-Q models, the pre-merger, second-born BH spin χ_{BH} is given as,

$$\chi_{\text{BH}} = \begin{cases} 0, & \text{for } \log_{10} P_{\text{orb}} > x_1 \\ 1, & \text{for } \log_{10} P_{\text{orb}} < x_2 \\ m \log_{10} P_{\text{orb}} + c, & \text{for } x_2 \leq \log_{10} P_{\text{orb}} \leq x_1 \end{cases} \quad (2)$$

where,

$$x_1; x_2; m; c = \begin{cases} 0.5; -0.5; -0.87; 0.57; & \text{for } Z = 0.02 \\ 0.5; -0.5; -0.70; 0.54; & \text{for } Z = 0.005 \\ 0.5; -0.5; -0.70; 0.54; & \text{for } Z = 0.001 \\ 0.3; -0.5; -1.02; 0.63; & \text{for } Z = 0.0005 \end{cases} \quad (3)$$

for different metallicities (using fits from [Qin et al. \(2018\)](#)).

We compute the effective spin parameter χ_{eff} assuming that the spin of the NS (χ_{NS}) and the spin of the BH (χ_{BH}) are both completely aligned with the orbital angular momentum.

This might be the case if binary evolution processes such as tides and mass accretion (including during CE will have aligned the spins of the stars in the binary with the orbit, prior to the formation of the

compact objects. Small kicks associated with the formation of the compact objects that do not disrupt the binary would not be expected to reintroduce significant misalignments ([Stevenson et al. 2017](#))⁴. The effective spin

$$\chi_{\text{eff}} = \frac{m_{\text{BH}} \chi_{\text{BH}} \cos \theta_{\text{BH}} + m_{\text{NS}} \chi_{\text{NS}} \cos \theta_{\text{NS}}}{m_{\text{BH}} + m_{\text{NS}}}, \quad (4)$$

from [Cutler et al. \(1993\)](#), where the misalignment angles θ_{BH} and θ_{NS} are both zero for all four COMPAS models.

To check if supernovae kicks can create significant misalignment in the binaries to account for a negative effective spin, we separately analyse a Pessimistic model simulated with StarTrack ([Belczynski et al. 2008](#)) – called ‘PessimisticST’ – as a special sanity check run - that also tracks the binary spin misalignment. PessimisticST allow inefficient tidal interaction that may not completely align the systems with respect to orbital angular momentum at the time of merger (see [Olejak et al. 2021](#) for details). Since StarTrack does not yet compute the spin evolution of NSs, the pre-merger χ_{NS} was taken as 0.01 for all systems (guided by Fig.21 of ([Chattopadhyay et al. 2021](#))). Although accounting for misalignment due to supernovae kicks, this model does not change our final conclusions.

The remnant black holes formed in NS+BH binary mergers are expected to be spinning. Qualitatively, the post-merger remnant spin depends on the mass ratio of the binary prior to merger, the spin of the BH and the NS quadrupole tidal polarizability Λ ([Zappa et al. 2019](#)). The latter is a function of NS compactness which depends on the equation of state of the NS ([Damour & Nagar 2010](#); [Hinderer et al. 2010](#)), and hence its mass-radius relation. The primary contribution to the remnant BH spin is from the orbital angular momentum of the binary, which is determined by the mass ratio of the binary.

It is expected the NS would usually be either severely deformed or destructed due to tidal disruption in a few orbits before merger, or can also merger head-on with the BH if the innermost stable orbit is located within the radius of the BH ([Lattimer & Schramm 1976](#); [Hinderer et al. 2010](#); [Foucart 2020](#)). Current numerical models assume a non-spinning pre-merger NS and this assumption, though not correct, is still expected to produce reasonable results ([Kochanek 1992](#); [Zappa et al. 2019](#)).

If the mass ratio of the NS+BH binary is $q_s = M_{\text{BH}}/M_{\text{NS}}$ and its symmetric mass ratio is $\gamma = q_s/(1 + q_s)^2$, using fits from [Zappa et al. \(2019\)](#) we obtain the remnant BH spin

$$\chi_{\text{rem}} = a_4 \times \gamma^4 + a_3 \times \gamma^3 + a_2 \times \gamma^2 + a_1 \times \gamma + a_0, \quad (5)$$

where

$$\begin{aligned} a_4 &= -2310.4 \times \chi_{\text{BH}}^2 + 2088.4 \times \chi_{\text{BH}} - 400, \\ a_3 &= 1582.08 \times \chi_{\text{BH}}^2 - 1417.68 \times \chi_{\text{BH}} + 253.33, \\ a_2 &= -367.46 \times \chi_{\text{BH}}^2 + 325.37 \times \chi_{\text{BH}} - 54.99, \\ a_1 &= 34.43 \times \chi_{\text{BH}}^2 - 32.83 \times \chi_{\text{BH}} + 7.56, \\ a_0 &= -1.17 \times \chi_{\text{BH}}^2 + 1.95 \times \chi_{\text{BH}} - 0.1, \end{aligned} \quad (6)$$

as was determined in [Chattopadhyay et al. \(2021\)](#), under the assumption of a constant Λ for all NSs, appropriate given that we assume all neutron stars have a radius of 12 km.

⁴ There can be infrequent cases of mass transfer anti-aligning the spin of the system studied for the case of double BHs by [Stegmann & Antonini \(2021\)](#). However, such amount of mass loss from the donor is expected to be statistically insignificant for NS+BHs than double BHs.

We noticed in our analysis that although there were instances of models deemed as accepted/potential match by χ_{eff} (solely or jointly with M_{chirp}) were rejected due to mismatch with χ_{rem} , there were no instances of models accepted/potential match by χ_{rem} that were rejected due to inconsistency with χ_{eff} .

We also mention here that albeit M_{chirp} and χ_{rem} are both partial functions of the binary mass ratio, and mass ratio being a more intrinsic binary property, it has high uncertainties observationally. Moreover, for spinning pre-merger BH model (NSBHs, where it may be $\chi_{\text{BH}} > 0$) χ_{rem} no longer solely remains dependant on mass ratio but also on pre-supernovae orbital properties. Similarly, individual masses of the BH and the NS are less constrained than M_{chirp} . Hence we take the observationally more prominent signatures of the binary (M_{chirp} and χ_{rem}) in our comparisons than the intrinsic binary evolution properties (like individual masses or mass ratio).

Stellar metallicity is known to play an important role in the masses of the compact objects, specifically the BHs, through determining wind mass loss for massive ($\gtrsim 30 M_{\odot}$) stars (Vink et al. 2001; Belczynski et al. 2010; Mapelli et al. 2010). As stellar winds also increase the orbital separation in binaries, the mass transfer history of the binary is also affected by their metallicity. In general NS+BHs formed at lower metallicity not only tend to be more massive, but their orbital properties, and hence merger timescales and spin properties also depend on Z .

We evolve 10^6 isolated binaries for each model (Pessimistic, Optimistic, Alpha_2, Kick_100) at each metallicity $Z = 0.0005, 0.001, 0.005, 0.02$, resulting in 16 individual models. We further sub-select systems that merge in 13 Gyrs (a Hubble Time, HT) for our analysis as a cut-off, since any system that takes longer to merge will not be a part of the LIGO observations.

We did not account for the redshift evolution of the binaries for the following reasons. The metallicity evolution with redshift is largely uncertain (Furlong et al. 2015; Neijssel et al. 2019), and even the local universe has low metallicity regions (Tramper et al. 2014; Sharda et al. 2021). In this paper we only want to focus on the metallicity environment, rather than its uncertain relationship with redshift evolution. 13 Gyrs can be considered an extreme cut-off — any binary taking longer than this time to merge will not be detectable at all. However, the higher Z systems with a shorter merger time may still be observable by the gravitational wave detectors. To check this, we varied our cut-off time from 13 Gyrs - 1 Gyr at an interval of 1 Gyr at every step for the $Z = 0.02$ models. The variation of the median masses and spins were insignificant and none of these changed our conclusions.

To account for GW selection effects favouring more massive binaries, we also weigh the computed chirp mass, effective and remnant spins by the effective volume ($V_{\text{eff}} \propto M_{\text{chirp}}^{5/2}$) of the binaries, since the GW signal-to-noise ratio depends on the proximity of the merging object to the interferometer, with more massive mergers emitting louder GW signals (as discussed in Chattopadhyay et al. (2020), section 4.2). All further discussions in this paper will only refer to the systems in our data-set that merge in a HT, and the median values (including all plots and tables) calculated by V_{eff} weighing, rather than the intrinsic distribution, unless otherwise specified. By using the HT cut-off and biasing the mass and spin distributions by V_{eff} we account for the GW selection effects.

To investigate the spins, each model is post-processed twice under spinning and non-spinning pre-merger BH assumptions (BH-Q and BH-Z). For statistical robustness, we also evolve two test models with same assumptions as Pessimistic and Optimistic. We note that while the test models slightly change the median values, with that

for Pessimistic BHNSs always $\lesssim 2.5\%$ and that for their NSBH counterparts as $\lesssim 15\%$, the highest oscillation being noted for BH-Z χ_{eff} . However, none of these altered our final results and conclusions.

3 RESULTS

For each model, at each metallicity, we use three well-measured observational quantities—the chirp mass (M_{chirp}), effective spin (χ_{eff}) and the remnant BH spin (χ_{rem}) of NS+BH systems—and compare them to each of our models. NSBH and BHNS systems are expected to have different mass spectrums (e.g., Chattopadhyay et al. 2021), and the spin distributions of the pre-merger NS and BH of the two types of systems are also different. NSBHs have typically higher spins than BHNSs, since the first born NS can be spun up by accretion from the evolving companion and tidal forces can spin up the progenitor of the second born BH (for the BH spin model BH-Q). The remnant spins χ_{rem} are also expected to be distinct between the two sub-populations of NS+BHs, even under the assumption of non-spinning BH model (BH-Z), since the mass ratios of the BHNSs are distinct from the NSBHs (see Equation 5). The detailed differences between NSBH and BHNS systems, including their possible observational signatures both through mergers (gravitational waves) as well as pulsars (radio), are discussed in Chattopadhyay et al. (2021). As the mass and spin distributions are different, electromagnetic counterparts of NS+BH mergers such as short gamma-ray bursts can be expected to produce different signatures for the two different sub-populations (Zhu et al. 2021; Sarin et al. 2022). Although, having a non-spinning pre-merger BH, reduces the chances of detecting other electromagnetic counterparts of NS+BH mergers (Barbieri et al. 2020). To further, the mass ratio distribution has a higher uncertainty than χ_{rem} and for non-spinning BHs ($\chi_{\text{BH}} \neq 0$), there is no one-to-one correspondence between mass ratio and remnant spin (see eqn. 2,6). Thus χ_{rem} proves to be a key quantity that reveals the differences between sub-populations, yielding information about the observed system's past and post-merger properties.

To analyse the results, we compare the well-measured observational values of M_{chirp} , χ_{eff} and χ_{rem} (along with their uncertainty ranges) to the distributions predicted by our models. If the observed values fall within the 10th–90th percentile predicted by our model, we declare that the model cannot be ruled out by the data, and is “accepted”. If the observational values lie beyond the 0.1th–100th percentile of the simulated value, we identify the model as “rejected” for that observation. When an observational data-point lies between 0.1th–10th percentile and 90th–100th percentile of the computed model, we tag the model as a “potential match”.

The median value of M_{chirp} , χ_{eff} and χ_{rem} from the 4×4 grid of models (with 4 stellar/binary evolution prescriptions and at 4 metallicities) are presented in Table 1.

We compare the distribution of M_{chirp} , χ_{rem} and χ_{eff} with the two NS+BH GW observations. The model distributions are shown with the 10th, 50th and 90th percentiles. These data vs. model mass-spin comparison plots are only presented for Pessimistic and Optimistic models. Analysis of the other two pessimistic variations – Kick_100 and Alpha_2 – yields nearly the same final conclusion as Pessimistic, although independent comparisons of the mass or either of the spin measurements may vary.

As mentioned in Section 2, we assume that the spins of the NS and BH prior to merger are aligned with the orbit to calculate χ_{eff} . There are instances in our data-set of models accepted by M_{chirp} analysis being rejected by χ_{rem} (e.g., NSBH at $Z = 0.02$ of model Optimistic for GW200115 as shown in Fig 1, Fig 3) and vice-versa (e.g. NSBH

Model		$M_{\text{chirp}} (M_{\odot})$		χ_{rem}			χ_{eff}		
Name	Metallicity (Z)	BHNS	NSBH	BHNS	NSBH (BH-Q)	NSBH (BH-Z)	BHNS	NSBH (BH-Q)	NSBH (BH-Z)
Optimistic	0.0005	3.32	4.30	0.42	0.56	0.20	e-6*	0.41	e-6
	0.001	3.65	3.84	0.39	0.59	0.22	e-6	0.44	e-6
	0.005	3.57	3.17	0.36	0.89	0.46	e-6	0.58	e-3
	0.02	2.29	1.92	0.48	0.94	0.66	e-6	0.59	e-6
Pessimistic	0.0005	3.28	2.87	0.44	0.94	0.67	e-6	0.58	e-6
	0.001	3.63	2.71	0.40	0.93	0.68	e-6	0.55	e-6
	0.005	3.58	2.26	0.36	0.94	0.72	e-6	0.52	e-6
	0.02	2.29	2.57	0.49	0.85	0.63	e-6	0.38	e-6
Alpha_2	0.0005	3.07	2.56	0.44	0.97	0.69	e-6	0.62	e-6
	0.001	3.25	2.60	0.42	0.94	0.69	e-6	0.56	e-6
	0.005	3.35	2.13	0.39	0.94	0.72	e-6	0.52	e-6
	0.02	2.04	2.33	0.56	0.75	0.64	e-6	0.24	e-6
Kick_100	0.0005	3.24	2.55	0.45	0.99	0.69	e-6	0.62	e-6
	0.001	3.32	2.55	0.42	0.95	0.69	e-6	0.60	e-6
	0.005	3.46	2.24	0.38	0.99	0.72	e-6	0.58	e-6
	0.02	2.28	2.17	0.51	1.00	0.74	e-6	0.57	e-6

Table 1. The median values of M_{chirp} , χ_{rem} and χ_{eff} for the four models Optimistic, Pessimistic, Kick_100 and Alpha_2; each at four metallicities $Z = 0.0005, 0.001, 0.005, 0.02$, under two pre-merger BH spin assumptions – BH-Q and BH-Z. The standard error (standard deviation/square root of the length of the data-set) for all BHNS models remain $< 0.1\%$, the pessimistic NSBHs at $Z = 0.02$ has the largest standard error $< 2\%$ - owing to its smaller data-set compared to the rest. * $\chi_{\text{eff}} O(-6)$ can be considered effectively zero. This table is used as a reference to compare the observations GW200105 and GW200115 in this paper and may be used similarly for future observations of NS+BH mergers.

at $Z = 0.001$ of model Optimistic, BH-Z for GW200115 as shown in Fig 1, Fig 3). It is hence concluded that at least under the aligned spin assumption, χ_{rem} and M_{chirp} are necessary and sufficient in determining the feasibility of a model. Using only χ_{eff} and M_{chirp} as pointers may lead to wrong conclusions.

3.1 Chirp mass

The M_{chirp} variation in models Pessimistic and Optimistic is shown in Fig. 1 and Fig. 2 respectively.

In the model Pessimistic, the BHNS chirp mass median always appear to be slightly larger than NSBHs, while for Optimistic, this gets reversed at lower metallicities. This appears paradoxical, as the dominant formation channels described in Chattopadhyay et al. (2021) for solar metallicity shows the BHs of BHNSs to be more massive - as the more massive star evolves faster and remains more massive enough to form BHs after mass transfer. For NSBHs in this case, the ZAMS masses of the NS and BH progenitors are nearly equal - where the slightly larger mass star transfers enough mass to its companion to form a NS, whereas the slower evolving companion becomes a BH. However, this formation story changes for lower metallicities. For one, reduced stellar winds ensure the stars lose less mass - creating more massive BHs that would merge in a shorter timescale than their less massive counterparts (Peters 1964). Secondly, stellar winds may also increase orbital separation. Hence, in metal-poor stars, lower wind loss is also less likely to decrease the orbital separation of the binary - lower orbital separation being crucial for forming NSBHs (as well as BHNSs that merge within a HT). This ensures that while BHNS for model Optimistic at $Z = 0.0005$ form from ZAMS stars with orbital separation roughly 0.53 AU, NSBHs form from binaries with initial separation of about 0.2 of that. The median ZAMS masses of the two sub-populations NSBH and BHNSs at Optimistic $Z = 0.0005$ are ($m_{\text{BH}}^{\text{ZAMS}} = 26.58 M_{\odot}$, $m_{\text{NS}}^{\text{ZAMS}} = 32.65 M_{\odot}$) and ($m_{\text{BH}}^{\text{ZAMS}} = 33.64 M_{\odot}$, $m_{\text{NS}}^{\text{ZAMS}} = 19.19 M_{\odot}$). At low metallicity, the

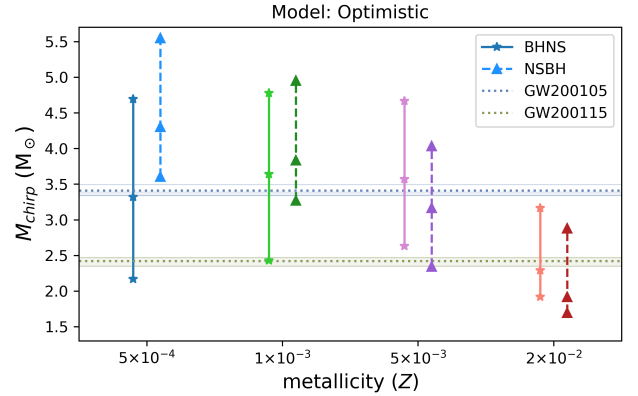


Figure 1. Distribution of chirp masses M_{chirp} of BHNS and NSBH binaries (10th percentile, median and 90th percentile range) as a function of metallicity for model Optimistic. The median values are non-intrinsic, i.e. only consists of systems that merge in a Hubble time, weighted by the effective volume V_{eff} . As described in the paper, the sample is obtained for the net population evolved that merges in a HT, weighted by their respective V_{eff} to account for selection biases. The BHNSs are shown with star markers and solid lines, while the NSBHs can be identified by triangle markers and dashed lines. The shaded horizontal lines show the M_{chirp} for GW200105 and GW200115 (Abbott et al. 2021).

NSBH progenitor-NS (which remain more massive due to less wind loss), due to close proximity with its companion, starts unstable mass transfer ensuring a CE phase, donating even more mass to its companion. The companion being already massive and also losing less mass for reduced stellar winds, becomes a BH. The BHNSs form from systems with a more unequal mass ratio and larger orbital separation, and an HG donor CE phase is not as essential in its formation

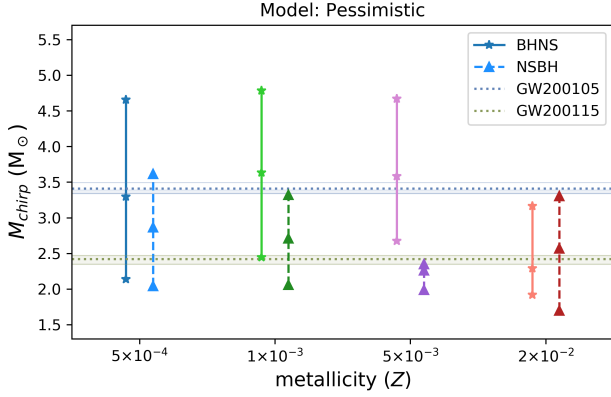


Figure 2. Chirp mass distribution for model Pessimistic with markers identical as that of Fig. 1.

as for a NSBH. Hence we obtain the double compact median masses of NSBHs and BHNSs as $M_{\text{BH}} = 20.67 M_{\odot}$, $M_{\text{NS}} = 1.50 M_{\odot}$ and $M_{\text{BH}} = 5.64 M_{\odot}$, $M_{\text{NS}} = 1.56 M_{\odot}$ respectively. It is indeed interesting to note that the masses of NSBHs are so asymmetric at low metallicity under Optimistic assumption. To compare, we find at $Z = 0.02$, the median masses of the NSBHs and BHNSs are ($M_{\text{BH}} = 3.11 M_{\odot}$, $M_{\text{NS}} = 1.46 M_{\odot}$) and ($M_{\text{BH}} = 3.14 M_{\odot}$, $M_{\text{NS}} = 1.37 M_{\odot}$) respectively. In the Pessimistic scenario, as the HG donor star does not survive the CE, this specific channel—which is dominant for Optimistic NSBHs—is suppressed, and the formation follows the more regular pathway of mass reversal at a higher ZAMS separation. See Broekgaarden et al. (2021a) for more discussion on different NS+BH formation channels and Chattopadhyay et al. (2021) for more discussion on the mass, spin and orbital properties of NS+BH at solar and sub-solar metallicities.

The M_{chirp} of GW200105 is higher than GW200115. For Pessimistic, both GW200105 and GW200115 are in agreement with BHNSs and NSBHs at $Z = 0.0005, 0.001$, while at $Z = 0.005$ GW200105 matches with the BHNS and GW200115 with the NSBH sub-populations. At the higher metallicity of $Z = 0.02$, only the less massive GW200115 can remain consistent with the BHNSs and NSBHs. The metal-rich Pessimistic NSBHs, however, also show a potential match with GW200105. In the Optimistic scenario, GW200105 matches with both BHNS and NSBH systems at $Z = 0.001, 0.005$ and BHNSs at $Z = 0.0005$. NSBHs at $Z = 0.0005$ rests in a potential match zone for GW200105. Only at the very lower limit, does GW200115 match with the BHNSs of Optimistic at $Z = 0.0005, 0.001, 0.005$ and NSBH at $Z = 0.001$. At the high Z end of 0.02, only GW200115 shows good agreement with both BHNSs and NSBHs.

The median M_{chirp} of GW200105 is $3.41 M_{\odot}$, which matches well with the M_{chirp} of BHNS for all of our models with $Z \leq 0.005$. The less massive GW200115, with an M_{chirp} of about $2.42 M_{\odot}$, is a better match with the median NSBHs of all three pessimistic group of models at all Z , and with BHNSs of all four models at $Z = 0.02$.

Models Alpha_2 and Kick_100 produces identical consequences in terms of M_{chirp} .

3.2 Remnant spin

Fig. 3 and 4 shows the χ_{rem} distribution for each metallicity grid under spinning (BH-Q) and non-spinning (BH-Z) assumptions for

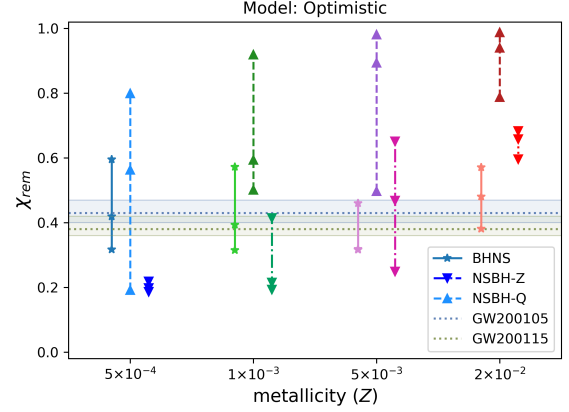


Figure 3. Distribution of the spin of BHNS and NSBH merger remnants χ_{rem} (at 10th percentile, median and 90th percentile range) as a function of metallicity. The BH-Z NSBHs are plotted with inverted triangles (and dash-dotted lines) and the BH-Q NSBHs with upright triangles (and dashed lines) as markers. The BHNSs, identical for BH-Q and BH-Z are shown in the symbol of stars (and solid lines). The shaded horizontal regions show the inferred values of GW200105 and GW200115 (Abbott et al. 2021). For additional details see the main text.

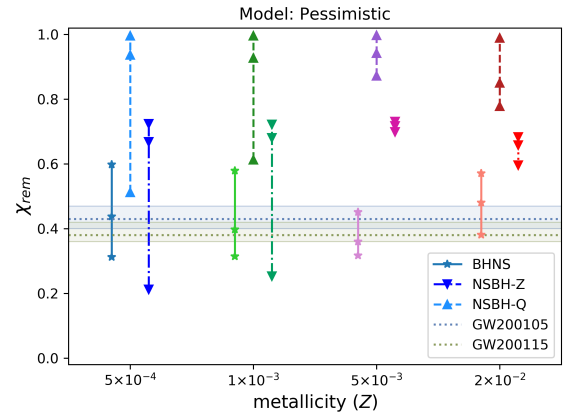


Figure 4. The remnant spin distribution of model Pessimistic at four metallicities. The markers are identical as Fig. 3.

models Optimistic and Pessimistic, respectively. It is clear that the predictions for NSBHs strongly vary between the BH-Q and BH-Z assumptions. BHNSs always have a non-spinning pre-merger BH and hence have the same χ_{rem} distribution for both the assumptions.

For Optimistic (Fig. 3), we observe that BHNSs at all metallicities are permissible for both GW200105 and GW200115. BH-Q NSBHs at $Z = 0.0005$ and BH-Z NSBHs at intermediate metallicities $Z = 0.001, 0.005$ also match with both the observations. BH-Q NSBHs at $Z = 0.001, 0.005$ lies on the boundary as potential matches for GW200105.

Equation 5 and equation 6 shows that even for non-spinning ($\chi_{\text{BH}} = 0$) pre-merger BHs, the remnant BH will be spinning, since the term γ and its coefficients remain non-zero. Even for BH-Z, $\chi_{\text{rem}} \gtrsim 0.15$ for Optimistic.

As $M_{\text{BH}} > M_{\text{NS}}$, more asymmetric mass ratio (effectively, more massive pre-merger BHs) ensure γ is small, making χ_{rem} small. As described in section. 3.1, metal-poor NSBHs have fairly massive BHs. This, with the BH-Z assumption, makes NSBH χ_{rem} at

$Z = 0.0005, 0.001$ of Optimistic quite modest. For BH-Q, even with highly asymmetric mass ratio, these low metallicity NSBHs show median $\chi_{\text{rem}} \approx 0.55$. Guided by equation 2, small orbital separation (and hence shorter period p_{orb}) between the two stars in these systems (as discussed in section. 3.1) aids in producing higher χ_{BH} .

In the model Pessimistic (Fig. 4), BHNSs at all metallicities match with both of the GW observations. Even with large median values of χ_{rem} , BH-Z NSBHs at $Z = 0.0005, 0.001$ are consistent with GW200105 and GW200115. The only difference between Pessimistic and Kick_100, Alpha_2 is observed for $Z = 0.02$ χ_{rem} for BHNSs. While for Pessimistic, this is permissible for GW200115, both Kick_100 and Alpha_2 discludes these variations.

Solely observing the χ_{rem} medians in Table. 1, and comparing that with the observations of GW200105 and GW200115 with remnant spins of about 0.43 and 0.38 respectively, we see that apart from metal-poor Optimistic models, all other models with BH-Q spin assumptions have quite large χ_{rem} medians. All BHNSs in models with $Z \leq 0.005$ match fairly well with the two observations. However, BH-Z NSBHs, though still having higher median, show some matches (see Fig. 3 and 4).

We also check the χ_{rem} PessimisticST model, replacing χ_{BH} of eqn. 6 with $\chi_{\text{BH}} \cos \theta$ (where θ is the spin misalignment angle of the pre-merger BH with the orbital angular momentum). The computed χ_{rem} does not alter our conclusions, only bringing the NSBH-Q to slightly (<0.1) lower values, making $Z = 0.0005$ NSBH-Q χ_{rem} a plausible model for both GW200105 and GW200115 for its 10th percentile boundary (the median value ≈ 0.75 still remains well above the observations). Since the first born BH of the BHNSs are always assumed non-spinning, we further compute a special variation of this population with the magnitude of the first born BH spin $\chi_{\text{BH}} = 0.1$, making $\chi_{\text{BH}} \cos \theta$ non-zero for BHNSs. Still, this does not alter our conclusions and the χ_{rem} distribution is very slightly adjusted to smaller values ⁵

3.3 Effective spin

Although we have described that M_{chirp} and χ_{rem} are together sufficient in constraining our models, we show the distribution of χ_{eff} for models Optimistic and Pessimistic (for both spin models BH-Q and BH-Z) in Fig. 5 and Fig. 6 respectively.

We note here that for χ_{eff} , both Optimistic and Pessimistic (and hence all four models) lead to identical conclusions. We observe that BHNSs at all of the metallicities modelled, as well as all NSBHs with BH-Z assumption and metal poor ($Z = 0.0005$) BH-Q NSBHs are congruent with both the GW mergers. The large uncertainty of χ_{eff} indeed puts poor constraints for the models.

The primary contribution to χ_{eff} comes from the spin of the BH, owing to its higher mass than the NS (see equation 4). Hence, fast spinning BHs of BH-Q can impart NSBHs with much higher χ_{eff} than BHNS. For BH-Z on the other hand, NSBHs consisting of very massive, non-spinning BHs tend to have larger denominators in equation 4, resulting in small χ_{eff} values (as seen in Optimistic BH-Z NSBHs at $Z = 0.0005, 0.001$). The PessimisticST model that allows for spin misalignment is still shown to be biased towards zero or positive χ_{eff} , allowing negative values only in a minority of

⁵ It allows $Z = 0.0005$ BHNS to have the 10th percentile of $\chi_{\text{rem}} = -0.001$, but all changes for other models are unremarkable. We hence see that at low metallicity, anti-aligned merger remnant is possible due to pre-merger BH orbital mis-alignment, but the magnitude of the χ_{rem} still remains very close to zero.

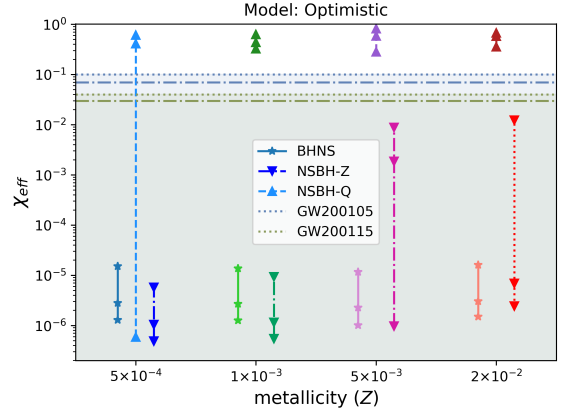


Figure 5. Effective spin distribution of model Optimistic with markers identical to Fig. 3. The horizontal lines in blue and green show the upper limits of χ_{eff} observations of GW200105 and GW200115, respectively. Of these horizontal lines, the dotted and dash-dotted lines are the upper limits for a higher and lower spin priors respectively. Since we only assume aligned spin model, we show the part of observations (shaded region), where $\chi_{\text{eff}} > 0$.

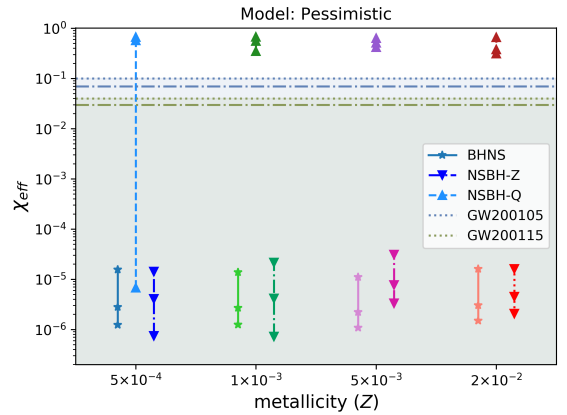


Figure 6. Effective spin distribution for model Pessimistic with identical symbols as Fig. 5.

the systems. We note that PessimisticST again, does not alter our conclusions.

3.4 Constraints from mass and spin

Using the analysis of section. 3.1, 3.2 and 3.3, we produce the following conclusions from each of the four models in the Table 2. The summary of the Table 2 is given here —

(i) Optimistic:

GW200105— *accepted* for BHNS at $Z = 0.0005, 0.001, 0.005$, NSBH BH-Z at $Z = 0.001, 0.005$; *potential match* NSBH BH-Q at $Z = 0.0005, 0.001, 0.005$, NSBH BH-Z at $Z = 0.0005$; *rejected* BHNS or NSBH at $Z = 0.02$.

GW200115— *accepted* BHNS at $Z = 0.0005, 0.001$, BHNS at $Z = 0.02$, NSBH BH-Z at $Z = 0.005$; *rejected* for BHNS at $Z = 0.005$.

(ii) Pessimistic, Alpha_2, Kick_100:

GW200105— *accepted* for BHNS at $Z = 0.0005, 0.001, 0.005$,

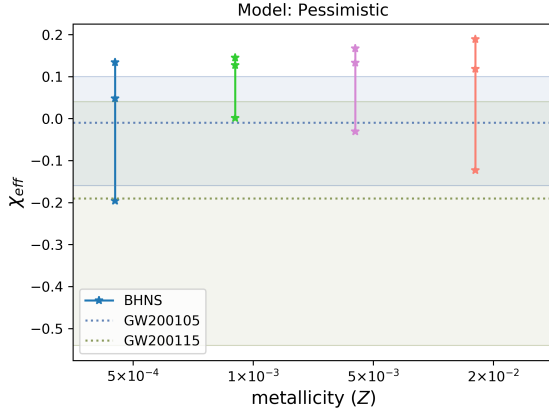


Figure 7. Effective spin distribution for model PessimisticST, showing the BHNSs. The shaded region for GW200105 and GW200115 are as inferred by Abbott et al. (2021), under high secondary spin prior. We note that although spin mis-alignment allows for negative χ_{eff} , the median of all distributions are greater than 0.

Model		Results		
Name	Metallicity (Z)	NSBH (BH-Q)	BHNS (BH-Z)	
Optimistic	0.0005	gw05 [†]	-	gw05,gw15
	0.001	gw05 [†]	gw05	gw05,gw15
	0.005	gw05 [†]	gw05,gw15	gw05
	0.02	-	-	gw15
Pessimistic	0.0005	-	gw05,gw15	gw05,gw15
	0.001	-	gw05 [†] ,gw15	gw05,gw15
	0.005	-	-	gw05,gw15
	0.02	-	-	gw15
Alpha_2	0.0005	-	gw05,gw15	gw05,gw15
	0.001	-	gw05 [†] ,gw15	gw05,gw15
	0.005	-	-	gw05,gw15
	0.02	-	-	-
Kick_100	0.0005	-	gw05,gw15	gw05,gw15
	0.001	-	gw05 [†] ,gw15	gw05,gw15
	0.005	-	-	gw05,gw15
	0.02	-	-	-

Table 2. The grid of models and their match with the two NS+BH merger observations through mass and spin analysis. The models that are *accepted* are denoted by ‘gw05’ or ‘gw15’ for GW200105 or GW200115 respectively. The *potential match* models are identified by a dagger(†) symbol and the *rejected* ones are dashed(-).

NSBH BH-Z at $Z = 0.0005$, *potential match* for NSBH BH-Z at $Z = 0.001$.

GW200115— *accepted* for BHNS at $Z = 0.0005, 0.001, 0.005$, NSBH BH-Z at $Z = 0.0005, 0.001$. GW200115 is *accepted* for BHNS at $Z = 0.02$ for Pessimistic, *rejected* for Alpha_2, Kick_100.

It is to be noted that only Alpha_2 and Kick_100 are the models that matches with the results of Broekgaarden & Berger (2021).

We note that the qualitative conclusions from the Optimistic and Pessimistic models are not vastly different from each other. Sub-solar metallicity and BHNSs are preferred. For Alpha_2 and Kick_100, no $Z = 0.02$ population are consistent with the two GW observa-

Model		Rates	
Name	Metallicity (Z)	$\mathcal{R}_{\text{NSBH/BHNS}}$	$\mathcal{R}_{\text{norm.BHNS}}$
Optimistic	0.0005	1.79e-1	1
	0.001	2.91e-1	1.07
	0.005	1.94e-1	2.17
	0.02	6.89e-2	0.43
Pessimistic	0.0005	6.37e-2	0.88
	0.001	9.59e-2	0.94
	0.005	5.59e-3	1.99
	0.02	3.77e-3	0.29
Alpha_2	0.0005	9.00e-2	2.59
	0.001	8.89e-2	2.30
	0.005	3.23e-2	3.10
	0.02	3.84e-3	0.34
Kick_100	0.0005	9.94e-2	2.29
	0.001	0.57e-2	2.37
	0.005	9.91e-3	4.71
	0.02	9.88e-4	1.64

Table 3. The relative merger rates of NS+BH systems for our grid of models. Where, $\mathcal{R}_{\text{NSBH/BHNS}}$ = NSBH/BHNS that merges in a HT for that model and $\mathcal{R}_{\text{norm.BHNS}}$ = BHNS/(BHNS, Optimistic, $Z = 0.0005$), that merges in a HT.

tions. Only with GW200115 does metal-rich $Z = 0.02$ Optimistic BHNSs show a consistency. The NSBHs that are in agreement with observations for all four models are for non-spinning pre-merger BH (i.e. spin model BH-Z). Only for Optimistic does GW200105 shows a potential matching with BH-Q NSBHs.

Emphasizing the median values of Table 1, $Z \lesssim 0.005$ BHNSs show a better match of M_{chirp} and χ_{rem} of GW200105. The less massive GW200115 fits better with metal rich values of M_{chirp} for BHNSs of all models, and all NSBHs values of the pessimistic group of models. The χ_{rem} medians of NSBHs are however too high for GW200115 NSBHs (especially BH-Q models). This makes either a metal-rich BHNS or BH-Z NSBH a more likely source of GW200115.

3.5 Relative merger rate

The relative merger rates of NS+BH systems are presented in Table 3, which only accounts for the systems that merges in a HT. The column $\mathcal{R}_{\text{NSBH/BHNS}}$ shows the ratio of merging NSBHs to merging BHNSs in each model. While all models produce more BHNSs, Optimistic $Z = 0.001$ produces the largest fraction of NSBHs. The column $\mathcal{R}_{\text{norm.BHNS}}$ marks the merging BHNSs in each model normalized by the merging BHNSs in Optimistic $Z = 0.0005$. We observe that Kick_100 at $Z = 0.005$ has the most BHNSs. It is further noted that since BHNS dominates the population significantly at all metallicities - hence non-spinning pre-merger BHs being more common - the chances of having an electromagnetic counterpart for NS+BH mergers is rare (Barbieri et al. 2020; Hu et al. 2022). For the cosmological merger rates, we refer to Broekgaarden et al. (2021a); Broekgaarden & Berger (2021). We note that the cosmological rates are in agreement with our model, but large uncertainties in predictions (Neijssel et al. 2019; Broekgaarden & Berger 2021). The LIGO/Virgo inferred local merger rate medians vary ($12\text{--}242 \text{ Gpc}^{-3} \text{ yr}^{-1}$) depending on assumptions made about the distribution of the individual component masses, and have broad lower/upper limits (Abbott et al. 2021).

4 CONCLUSIONS

We analysed the first two observations of NS+BH systems by LIGO/Virgo (Abbott et al. 2021) using the rapid binary population synthesis code COMPAS (Stevenson et al. 2017; Vigna-Gómez et al. 2018). We compared these observations to four different models with various different assumptions regarding poorly constrained stages of massive binary evolution (the common envelope phase and natal kicks obtained in supernovae). For each model, we examined how the properties of NS+BH vary with metallicity, using a grid of four different metallicities ($Z = 0.0005, 0.001, 0.005, 0.02$). We used several well measured observables (the binary chirp mass, the effective spin and the spin of the remnant black hole) as constraints on our models and showed that under the assumption of aligned spins, the observations are well in agreement with isolated binary evolution.

The observational data for GW200115 shows possible evidence for significant spin-orbit misalignment (Abbott et al. 2021). Several authors have argued that high natal kicks would be necessary to mis-align the spin to such a high degree (Fragione et al. 2021; Gompertz et al. 2021; Zhu 2021). However, Broekgaarden & Berger (2021) showed smaller supernova kicks provide a better match with observations once the rates of all compact object mergers are taken into account. Moreover, it has been shown that the spin alignment results of the double BH observations are quite prior-dependant (Galaudage et al. 2021), and even for the two NS+BH mergers, a different choice yields non-spinning pre-merger BHs, not requiring any mis-alignment (Mandel & Smith 2021). We show by model PessimisticST that although misalignment by supernovae kick may explain the negative χ_{eff} , the dominant population still have aligned, nearly zero BH spins. We assumed aligned spins for pre-merger BHs. The BH spins are computed in two models of spinning BH-Q (Qin et al. 2018) and non-spinning BH-Z. The NS spin, used for calculating the effective spin, is also modelled in detail (Chattopadhyay et al. 2021, 2020). The remnant spin of the post-merger BH is calculated using fits from Zappa et al. (2019) at different metallicities.

The answers to our questions at the beginning (section 1) can be consolidated from section 3.4 as:

a) Making use of multiple well-measured observables, such as M_{chirp} and χ_{rem} does indeed aid in distinguishing qualitatively between two sub-populations (NSBH v BHNS). Both observations are in favour of BHNSs, as well as a few matches for NSBHs (section 3.4).

b) In our models we find that systems in which the neutron star forms first (NSBHs) typically contribute $\lesssim 1\%$ of merging NS+BH binaries, though it varies from model to model, the range being $\sim 0.1 - 30\%$ (Table. 3). This significantly shifts the quantitative analysis in favour of BHNSs, especially for the pessimistic group of models. The relative merger rates of the two sub-populations BHNSs and NSBHs, as well as the relative merger rates of BHNSs in our 16 models is presented in Table. 3. Although there are more matches with BHNSs at different metallicities for both models, with non-spinning pre-merger BH model (BH-Z), NSBHs are also in agreement with the observations.

c) Our models show that a non-spinning black hole (prior to merger) is highly preferred for both GW200105 and GW200115 (see also Mandel & Smith 2021). There is only one *potential match* for a pre-merger spinning BH for GW200105 with model Optimistic. All three pessimistic models - Pessimistic, Alpha_2, Kick_100 have only non-spinning model as *accepted*.

d) In our analysis, we find that the effective spin parameter χ_{eff} does not add any extra constraints on our models.

e) Formation in a sub-solar metallicity environment ($Z \lesssim 0.005$ is strongly preferred for both GW200105 and GW200115, coming from

analysing the χ_{rem} of Kick_100 and Alpha_2. However, GW200115 does match with only two metal-rich models ($Z = 0.02$, Optimistic, Pessimistic).

We further note that χ_{rem} , being a well measured parameter (than, say, mass-ratio), can be utilized to differentiate between the sub-populations BHNSs and NSBHs (BH-Q and BH-Z).

Further, the paucity of NSBHs compared to BHNSs by several orders of magnitude and the general favouring of non-spinning BH models reveals that electromagnetic counterparts to NS+BH mergers are likely quite infrequent.

Our results are solely valid for isolated binary evolution. It is also helpful to bear in mind here, that the expected merger rate of NS+BH systems through the dynamical channel of young star clusters is found plausible in some studies (Rastello et al. 2020), but others find this type of binary merger to be quite low for nuclear, globular, as well as young clusters (Clausen et al. 2013; Petrovich & Antonini 2017; Fragione & Banerjee 2020). The uncertainties of initial conditions (e.g. mass ratio and orbital period distributions) and binary evolution processes (e.g. common envelope, supernovae kicks, post supernova core mass to compact object mass mapping) also adds to the complexities (Stevenson et al. 2017; Vigna-Gómez et al. 2018; Broekgaarden et al. 2021a; Chattopadhyay et al. 2021). While we did vary some of these parameters of massive binary evolution, others were kept constant. The models selected for this study were primarily guided by the models already short-listed by Broekgaarden & Berger (2021) based on the chirp mass of the two NS+BH mergers and the merger rates of all types of observed LIGO/Virgo mergers from the first two observing runs (Alpha_2 and Kick_100). Two other models Pessimistic and Optimistic were also added to follow the effect of this change in parameters on our results. We acknowledge that while a portion of the partially constrained massive binary parameter space has been explored by our models, there still remains further uncertainties such as mass transfer efficiency, pre-supernova core mass to remnant mass models or different wind prescriptions (Broekgaarden et al. 2021b). While exploring the entirety of this parameter space is beyond the scope of this study, more compact binary observations (having better signal-to-noise ratio that detects the masses and spins with better precision) will aid in restricting the uncertainties.

We observed that all four models gave nearly identical conclusions, with Optimistic varying the most. Hence, while CE prescription does appear to affect the results, other variations within the limitations imposed by merger rates do not appear to dramatically alter our conclusions.

Future possible observations of more NS+BH mergers by LIGO/Virgo/KAGRA (Belczynski et al. 2016; Mapelli & Giacobbo 2018; Broekgaarden et al. 2021b), NS+BH binaries by LISA (Chattopadhyay et al. 2021; Wagg et al. 2021) or even pulsars in binaries with BHs by radio telescopes like the SKA (Kyutoku et al. 2019; Chattopadhyay et al. 2021) will aid in shedding more light on the mass and spin distribution of these systems and hence put better constraints on massive binary evolution. Moreover, with more observations in gravitational waves as well as possible observations as radio pulsars of NS+BH systems, there will be higher scopes of differentiating the two NSBH and BHNS sub-populations. Table 1 showing the medians of mass and spin from our different models and sub-populations can be used as a comparative grid for future observations of NS+BH coalescence(s).

ACKNOWLEDGEMENTS

We thank Jarrod Hurley for the useful insights and discussions. DC thanks Michela Mapelli for her comments. We are grateful to the journal referee for their suggestions. DC and SS are supported by the Australian Research Council (ARC) Centre of Excellence for Gravitational Wave Discovery (OzGrav), through project number CE170100004. DC is supported by the STFC grant ST/V005618/1. FA is supported by an STFC Rutherford fellowship (ST/P00492X/2). SS is a recipient of an ARC Discovery Early Career Research Award (DE220100241). This work made use of the OzSTAR high performance computer at Swinburne University of Technology. OzSTAR is funded by Swinburne University of Technology and the National Collaborative Research Infrastructure Strategy (NCRIS).

DATA AVAILABILITY

Simulations in this paper made use of the COMPAS rapid binary population synthesis code, which is freely available at <http://github.com/TeamCOMPAS/COMPAS> (Stevenson et al. 2017; Vigna-Gómez et al. 2018; Team COMPAS: Riley et al. 2021). The simulations performed in this work were simulated with a COMPAS version that predates the publicly available code. Our version of the code is most similar to version 02.13.01 of the publicly available COMPAS code. Requests for the original code can be made to the lead author.

REFERENCES

- Aasi J., et al., 2015, *Class. Quant. Grav.*, 32, 074001
- Abbott R., et al., 2021, *Astrophys. J. Lett.*, 915, L5
- Acernese F., et al., 2015, *Class. Quant. Grav.*, 32, 024001
- Asplund M., Grevesse N., Sauval A. J., Scott P., 2009, *ARA&A*, 47, 481
- Barbieri C., Salafia O. S., Perego A., Colpi M., Ghirlanda G., 2020, *Eur. Phys. J. A*, 56, 8
- Bavera S. S., et al., 2020, *Astron. Astrophys.*, 635, A97
- Belczynski K., Taam R. E., Kalogera V., Rasio F. A., Bulik T., 2007, *ApJ*, 662, 504
- Belczynski K., Kalogera V., Rasio F. A., Taam R. E., Zezas A., Bulik T., Maccarone T. J., Ivanova N., 2008, *Astrophys. J. Suppl.*, 174, 223
- Belczynski K., Bulik T., Fryer C. L., Ruiter A., Valsecchi F., Vink J. S., Hurley J. R., 2010, *ApJ*, 714, 1217
- Belczynski K., Repetto S., Holz D. E., O’Shaughnessy R., Bulik T., Berti E., Fryer C., Dominik M., 2016, *ApJ*, 819, 108
- Belczynski K., et al., 2022, *ApJ*, 925, 69
- Broekgaarden F. S., Berger E., 2021, *Astrophys. J. Lett.*, 920, L13
- Broekgaarden F. S., et al., 2021a, preprint, [p. arXiv:2103.02608](https://arxiv.org/abs/2103.02608)
- Broekgaarden F. S., et al., 2021b, arXiv e-prints, [p. arXiv:2112.05763](https://arxiv.org/abs/2112.05763)
- Chattopadhyay D., Stevenson S., Hurley J. R., Rossi L. J., Flynn C., 2020, *Mon. Not. Roy. Astron. Soc.*, 494, 1587
- Chattopadhyay D., Stevenson S., Hurley J. R., Bailes M., Broekgaarden F., 2021, *Mon. Not. Roy. Astron. Soc.*, 504, 3682
- Clausen D., Sigurdsson S., Chernoff D. F., 2013, *MNRAS*, 428, 3618
- Clausen D., Sigurdsson S., Chernoff D. F., 2014, *MNRAS*, 442, 207
- Cutler C., et al., 1993, *Phys. Rev. Lett.*, 70, 2984
- Damour T., Nagar A., 2010, *Phys. Rev. D*, 81, 084016
- Foucart F., 2020, *Frontiers in Astronomy and Space Sciences*, 7, 46
- Fragione G., Banerjee S., 2020, *ApJ*, 901, L16
- Fragione G., Loeb A., Rasio F. A., 2021, *ApJ*, 918, L38
- Fryer C. L., Belczynski K., Wiktorowicz G., Dominik M., Kalogera V., Holz D. E., 2012, *ApJ*, 749, 91
- Fuller J., Ma L., 2019, *Astrophys. J.*, 881, L1
- Furlong M., et al., 2015, *MNRAS*, 450, 4486
- Galaudage S., Talbot C., Nagar T., Jain D., Thrane E., Mandel I., 2021, *ApJ*, 921, L15
- Gessner A., Janka H.-T., 2018, *Astrophys. J.*, 865, 61
- Giacobbo N., Mapelli M., Spera M., 2018, *MNRAS*, 474, 2959
- Gompertz B. P., Nicholl M., Schmidt P., Pratten G., Vecchio A., 2021, arXiv e-prints, [p. arXiv:2108.10184](https://arxiv.org/abs/2108.10184)
- Hinderer T., Lackey B. D., Lang R. N., Read J. S., 2010, *Phys. Rev. D*, 81, 123016
- Hobbs G., Lorimer D. R., Lyne A. G., Kramer M., 2005, *MNRAS*, 360, 974
- Hu R.-C., Zhu J.-P., Qin Y., Zhang B., Liang E.-W., Shao Y., 2022, arXiv e-prints, [p. arXiv:2201.09549](https://arxiv.org/abs/2201.09549)
- Hurley J. R., Pols O. R., Tout C. A., 2000, *MNRAS*, 315, 543
- Hurley J. R., Tout C. A., Pols O. R., 2002, *MNRAS*, 329, 897
- Klencki J., Moe M., Gladysz W., Chruslinska M., Holz D. E., Belczynski K., 2018, *A&A*, 619, A77
- Kochanek C. S., 1992, *ApJ*, 398, 234
- Kroupa P., 2001, *Mon. Not. Roy. Astron. Soc.*, 322, 231
- Kyutoku K., Nishino Y., Seto N., 2019, *MNRAS*, 483, 2615
- Lattimer J. M., Schramm D. N., 1976, *ApJ*, 210, 549
- MacLeod M., Ramirez-Ruiz E., 2015, *Astrophys. J.*, 798, L19
- Mandel I., Smith R. J. E., 2021, *ApJ*, 922, L14
- Mapelli M., Giacobbo N., 2018, *MNRAS*, 479, 4391
- Mapelli M., Ripamonti E., Zampieri L., Colpi M., Bressan A., 2010, *MNRAS*, 408, 234
- Müller B., et al., 2019, *Mon. Not. Roy. Astron. Soc.*, 484, 3307
- Neijssel C. J., et al., 2019, *MNRAS*, 490, 3740
- Olejak A., Belczynski K., Ivanova N., 2021, *A&A*, 651, A100
- Peters P. C., 1964, *Physical Review*, 136, 1224
- Petrovich C., Antonini F., 2017, *ApJ*, 846, 146
- Podsiadlowski P., Langer N., Poelarends A. J. T., Rappaport S., Heger A., Pfahl E., 2004, *ApJ*, 612, 1044
- Qin Y., Fragos T., Meynet G., Andrews J., Sørensen M., Song H. F., 2018, *Astron. Astrophys.*, 616, A28
- Rastello S., Mapelli M., Di Carlo U. N., Giacobbo N., Santoliquido F., Spera M., Ballone A., Iorio G., 2020, *Mon. Not. Roy. Astron. Soc.*, 497, 1563
- Sana H., et al., 2012, *Science*, 337, 444
- Sarin N., Lasky P. D., Vivanco F. H., Stevenson S. P., Chattopadhyay D., Smith R., Thrane E., 2022, arXiv e-prints, [p. arXiv:2201.08491](https://arxiv.org/abs/2201.08491)
- Schneider F. R. N., Izzard R. G., Langer N., de Mink S. E., 2015, *ApJ*, 805, 20
- Sharda P., Krumholz M. R., Wisnioski E., Acharyya A., Federrath C., Forbes J. C., 2021, *MNRAS*, 504, 53
- Sigurdsson S., 2003, Black Holes and Pulsar Binaries. p. 391 ([arXiv:astro-ph/0303312](https://arxiv.org/abs/astro-ph/0303312))
- Stegmann J., Antonini F., 2021, *Phys. Rev. D*, 103, 063007
- Stevenson S., Vigna-Gómez A., Mandel I., Barrett J. W., Neijssel C. J., Perkins D., de Mink S. E., 2017, *Nature Communications*, 8, 14906
- Team COMPAS: Riley J., et al., 2021, arXiv e-prints, [p. arXiv:2109.10352](https://arxiv.org/abs/2109.10352)
- The LIGO Scientific Collaboration the Virgo Collaboration the KAGRA Collaboration Abbott R., others 2021, arXiv e-prints, [p. arXiv:2111.03634](https://arxiv.org/abs/2111.03634)
- Tramper F., Sana H., de Koter A., Kaper L., Ramírez-Agudelo O. H., 2014, *A&A*, 572, A36
- Vigna-Gómez A., et al., 2018, *MNRAS*, 481, 4009
- Vink J. S., de Koter A., Lamers H. J. G. L. M., 2001, *A&A*, 369, 574
- Wagg T., Broekgaarden F. S., de Mink S. E., van Son L. A. C., Frankel N., Justham S., 2021, arXiv e-prints, [p. arXiv:2111.13704](https://arxiv.org/abs/2111.13704)
- Xu X.-J., Li X.-D., 2010, *ApJ*, 716, 114
- Zappa F., Bernuzzi S., Pannarale F., Mapelli M., Giacobbo N., 2019, *Phys. Rev. Lett.*, 123, 041102
- Zhu X.-J., 2021, *Astrophys. J. Lett.*, 920, L20
- Zhu J.-P., Wu S., Yang Y.-P., Zhang B., Yu Y.-W., Gao H., Cao Z., Liu L.-D., 2021, *ApJ*, 921, 156
- de Mink S. E., Belczynski K., 2015, *Astrophys. J.*, 814, 58

This paper has been typeset from a \LaTeX file prepared by the author.