

# Safety-Aware and Data-Driven Predictive Control for Connected Automated Vehicles at a Mixed Traffic Signalized Intersection<sup>★</sup>

A M Ishtiaque Mahbub<sup>\*</sup>, Viet-Anh Le<sup>\*</sup>,  
Andreas A. Malikopoulos<sup>\*</sup>

<sup>\*</sup> *University of Delaware, Newark, DE 19716 USA (e-mail: mahbub@udel.edu, vietale@udel.edu, andreas@udel.edu).*

---

**Abstract:** A typical urban signalized intersection poses significant modeling and control challenges in a mixed traffic environment consisting of connected automated vehicles (CAVs) and human-driven vehicles (HDVs). In this paper, we address the problem of deriving safe trajectories for CAVs in a mixed traffic environment that prioritizes rear-end collision avoidance when the preceding HDVs approach the yellow and red signal phases of the intersection. We present a predictive control framework that employs a recursive least squares algorithm to approximate in real time the driving behavior of the preceding HDVs and then uses this approximation to derive safety-aware trajectory in a finite horizon. We validate the effectiveness of our proposed framework through numerical simulation and analyze the robustness of the control framework.

*Keywords:* Connected automated vehicles; predictive control; data-driven parameter estimation; vehicle safety; mixed traffic environment.

---

## 1. INTRODUCTION

Optimal coordination of connected automated vehicles (CAVs) can improve network performance, e.g., fuel economy, traffic throughput, at traffic scenarios such as urban intersections, see Talebpour and Mahmassani (2016). In recent efforts, a decentralized optimal control framework has been established for real-time coordination of CAVs traveling through signal-free automated intersections, see Malikopoulos et al. (2021); Chalki and Malikopoulos (2021); Mahbub and Malikopoulos (2021); Kumaravel et al. (2021). However, these approaches have been developed based on the strict assumption of 100% CAV penetration rate which is currently not realizable; see Alessandrini et al. (2015).

CAVs must be able to safely co-exist with human-driven vehicles (HDVs) resulting in a *mixed traffic environment*, which pose significant modeling and control challenges due to the stochastic nature of human-driving behavior. Furthermore, the use of conventional traffic lights is still the most prevalent way of traffic control at urban intersections that adds an extra layer of complexity in modeling the HDV behavior due to the presence of the zone of yellow light dilemma; see Zhang et al. (2014). Thus, the need for an efficient CAV control framework considering the inclusion and interaction of HDVs approaching the signalized intersections is essential to provide safety assurance under unknown HDV behavior.

Several research efforts have adopted adaptive cruise control (ACC) for automated vehicles in a mixed traffic envi-

ronment to tackle the HDV behavior and ensure rear-end collision avoidance; see Jiang et al. (2007); Yuan et al. (2009). Lu et al. (2019) considered a variation of the car-following model to design an eco ACC controller. However, ACC controllers using car-following models such as the intelligent driver model (IDM) (Treiber and Kesting, 2013) do not always perform well since they can have stability implications leading to rear-end collision; see Milanés and Shladover (2014). Milanés et al. (2013) proposed a cooperative adaptive cruise controller where the control parameters are derived using system identification on real-world experimental data. However, such control parameters cannot capture the instantaneous changes in HDV behavior. Naus et al. (2010) proposed an explicit model predictive control (MPC) ACC controller that employs a prediction model with a constant speed assumption of the preceding vehicle and does not consider the complex car-following dynamics of the human driver. Dollar et al. (2021) utilized an IDM model to identify offline the human driving styles in a car-following scenario and developed an MPC-based cruise control for a CAV. Jin and Orosz (2018) proposed an optimal cruise control design in which feedback gains and driver reaction time of HDVs were estimated in real time by a sweeping least square method.

In this paper, we consider the problem related to controlling a CAV while approaching a signalized intersection in the presence of multiple preceding HDVs with unknown driving behavior. To generate safe and optimal control actions for the CAV, we propose a data-driven predictive control framework that takes into account the future trajectories of the HDVs to ensure that the collision does not take place over a finite-time horizon. The control framework is then implemented in a receding horizon manner for

---

<sup>\*</sup> This research was supported by ARPAAE's NEXTCAR program under the award number DE-AR0000796.

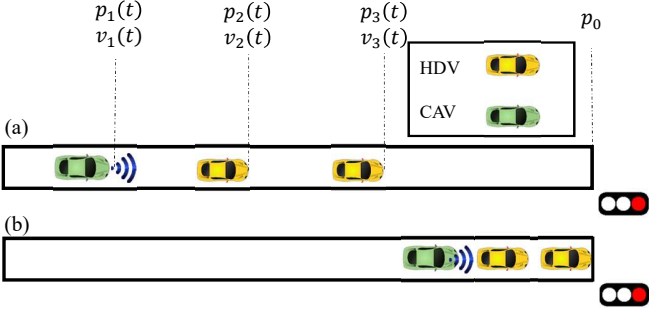


Fig. 1. A connected and automated vehicle (green) and human-driven vehicles (yellow) approaching a signalized intersection at red signal phase.

robustness against stochastic driving behavior of HDVs. The constant time headway relative velocity (CTH-RV) model and the recursive least squares (RLS) algorithm are utilized to estimate the HDV's driving behavior given the data collected online. We evaluate the efficiency of the proposed method by numerical simulations that employ a nonlinear car-following model to replicate the human drivers.

The remainder of the paper is organized as follows. In Section 2, we present the modeling framework and formulate the problem. In Section 3, we provide a detailed exposition of the safety-aware and data-driven predictive control framework with real-time behavior estimation. In Section 4, we evaluate the effectiveness of the proposed approach in a simulation environment. Finally, we draw conclusions and discuss the future research directions in Section 5.

## 2. PROBLEM FORMULATION

We consider multiple HDVs followed by a CAV traveling on a single-lane road and approaching an urban signalized intersection with a red (or yellow then red) traffic signal phase (Fig. 1). Note that, the general idea of our formulation can be extended to different cases such as yield/stop traffic sign, downstream traffic congestion, and pedestrian crossing, where the preceding HDVs' motion can change abruptly to come to a full stop. Next, to facilitate our exposition we provide the following definitions.

*Definition 1.* Suppose that the red signal phase is active at some time instant  $t = t^0$ . The set  $\mathcal{N}$  of the vehicles approaching the intersection at  $t = t^0$  is  $\mathcal{N} = \{N, N - 1, \dots, 1\}$ , where  $N \in \mathbb{N}$  is the total number of vehicles under consideration. Here, the vehicles are assigned integer indices by the order of their respective distances from some fixed stopping position  $p_0$  located downstream near the signal head. The indices  $N, N - 1, \dots, 2$  represent the HDVs followed by the CAV denoted by the index 1.

*Definition 2.* The set of HDVs at time instant  $t = t^0$  is  $\mathcal{N}_{\text{HDV}} = \mathcal{N} \setminus \{1\}$ .

When the red signal phase is active at some time instant  $t = t^0$ , the HDV- $N$  in  $\mathcal{N}$  must stop behind the position  $p_0$ . The objective of the CAV-1 is to derive an optimal trajectory to stop behind HDV-2 such that no rear-end collision takes place.

*Remark 3.* In our formulation, we require that the set of HDVs  $\mathcal{N}_{\text{HDV}}$  is non-empty at time instant  $t = t^0$  when the red signal phase of the intersection is active. If  $\mathcal{N}_{\text{HDV}}$  is empty, then the problem of avoiding rear-end collision becomes redundant.

### 2.1 Communication Topology

The CAV-1 is retrofitted with appropriate sensors and communication devices to estimate in real time the state information of the preceding HDVs in  $\mathcal{N}_{\text{HDV}}$  through vehicle-to-everything communication protocol and intelligent roadside units; see Duan and Yang (2021). We refer to the unidirectional flow of information from the preceding HDVs in  $\mathcal{N}_{\text{HDV}}$  to the trailing CAV-1 as the multi-predecessor communication topology.

We impose the following assumption.

*Assumption 4.* Communication to and from the CAV occurs without any delays and errors.

Assumption 4 may be strong, but it is relatively straightforward to relax it as long as the noise in the measurements and/or delays is bounded.

In contrast, the trajectory of each HDV  $i$  in  $\mathcal{N}_{\text{HDV}}$  is solely dictated by the perception of the state information of the immediate preceding HDV  $i + 1$  in  $\mathcal{N}_{\text{HDV}}$ . For the leading vehicle HDV- $N$  that does not have a preceding vehicle, its driving actions depend on the relative distance to the stopping point.

### 2.2 Vehicle Dynamics and Constraints

We consider the following discrete-time model with a sampling time  $\tau \in \mathbb{R}^+$  to represent the dynamics of each vehicle  $i \in \mathcal{N}$ ,

$$p_i(t + 1) = p_i(t) + v_i(t)\tau + \frac{1}{2}u_i(t)\tau^2, \quad (1a)$$

$$v_i(t + 1) = v_i(t) + u_i(t)\tau, \quad (1b)$$

where  $p_i(t) \in \mathcal{P}_i$ ,  $v_i(t) \in \mathcal{V}_i$ , and  $u_i(t) \in \mathcal{U}_i$  denote the position, speed and control input (acceleration/deceleration) of each vehicle  $i$  in  $\mathcal{N}$ . The sets  $\mathcal{P}_i$ ,  $\mathcal{V}_i$ , and  $\mathcal{U}_i$ ,  $i \in \mathcal{N}(t)$ , are complete and totally bounded subsets of  $\mathbb{R}$ . Note that in the discrete-time dynamics model (1), we assume that the control input  $u_i(t)$  of each vehicle  $i$  in  $\mathcal{N}$  remains constant in the time period of length  $\tau$  between time instants  $t$  and  $t + 1$ , which is different to some previous approaches that assume constant speed between time instants  $t$  and  $t + 1$ ; see Naus et al. (2010); Kianfar et al. (2012).

To ensure that the control input and vehicle speed are within a given admissible range, the following constraints are imposed,

$$u_{\min} \leq u_i(t) \leq u_{\max}, \quad \text{and} \quad (2a)$$

$$0 \leq v_{\min} \leq v_i(t) \leq v_{\max}, \quad (2b)$$

where  $u_{\min}$ ,  $u_{\max}$  are the maximum braking and acceleration, respectively, of each vehicle in  $\mathcal{N}$ , and  $v_{\min}$ ,  $v_{\max}$  are the minimum and maximum speed limits, respectively.

The control input  $u_i(t)$  of each vehicle  $i \in \mathcal{N}$  in (1) can take different forms based on the consideration of connectivity and automation. For CAV-1 in  $\mathcal{N}$ , we consider a switching control framework based on the following

cases: if at time instant  $t = t^0$  (Remark 3) (a)  $\mathcal{N}_{\text{HDV}}$  is empty, then CAV-1 derives its control input by using its default adaptive cruise controller (see Milanés and Shladover (2014)), (b) if  $\mathcal{N}_{\text{HDV}}$  is not empty, then CAV-1 derives and implements the control input  $u_1(t)$  using the proposed control framework discussed in Section 3.

For each HDV  $i \in \mathcal{N}_{\text{HDV}}$ , however, we consider a car-following model to represent the predecessor-follower coupled dynamics (Fig. 1) with its preceding vehicle  $i+1$  that has the following generic structure

$$u_i(t) = f_i(\Delta p_i(t), v_i(t), \Delta v_i(t)), \quad (3)$$

where  $f_i(\cdot)$  represents the behavioral function of the car-following model of vehicle  $i \in \mathcal{N}_{\text{HDV}}$ , and  $\Delta p_i(t) := p_{i+1}(t) - p_i(t) - l_c$  and  $\Delta v_i(t) := v_{i+1}(t) - v_i(t)$  denote the headway and approach rate of vehicle  $i$  with respect to its preceding vehicle  $i+1$ , respectively. We consider two edge cases that may arise from the above definitions: (a) if there is no vehicle  $i+1$  preceding vehicle  $i$  within a certain look-ahead distance  $d_f$ , then we consider  $\Delta p_i(t) = d_f$  and  $\Delta v_i(t) = 0$ , and (b) if there is an obstruction/red signal phase immediately ahead of vehicle  $i$  at a distance  $d_s$ , then  $\Delta p_i(t) = d_s$  and  $\Delta v_i(t) = -v_i(t)$ . There are several car-following models reported in the literature that can emulate a varied class of human driving behavior; see Weng and Wu (2001).

The parameters of a car-following model can be recovered from historical data using offline identification methods; see Treiber and Kesting (2013). However, since the historical data might not be available and the human driving behavior usually changes over time, offline identification methods do not work well in practice. As a result, in our proposed framework, we consider that the CAV does not have full prior knowledge of the behavioral function  $f_i(\cdot)$  of the preceding HDVs. Instead, the CAV assumes a specific type of car-following model for the HDV, then estimates the model parameters for each HDV online using real-time collected data. A method for estimating car-following model parameters of the HDVs is given in Section 3.1.

To capture the car-following characteristics of the preceding HDV-2's dynamics from the CAV-1's control point of view, we define additional states as

$$e_p(t) = p_2(t) - p_1(t) - l_c, \quad (4a)$$

$$e_v(t) = v_2(t) - v_1(t). \quad (4b)$$

To introduce the rear-end collision avoidance constraint, we first use the following definition of dynamic safe following headway  $s_i(t)$ .

*Definition 5.* The dynamic safe following headway  $s_i(t)$  between two consecutive vehicles  $i$  and  $(i+1) \in \mathcal{N}$  is

$$s_i(t) = \rho_i v_i(t) + s_0, \quad (5)$$

where  $\rho_i \in \mathbb{R}^+$  denotes a desired time headway that each vehicle  $i \in \mathcal{N}$  maintains while following the preceding vehicle, and  $s_0 \in \mathbb{R}^+$  is the standstill distance denoting the minimum bumper-to-bumper gap at stop.

The rear-end collision avoidance constraint between CAV-1 and its immediately preceding HDV-2 can thus be written as

$$e_p(t) \geq s_1(t). \quad (6)$$

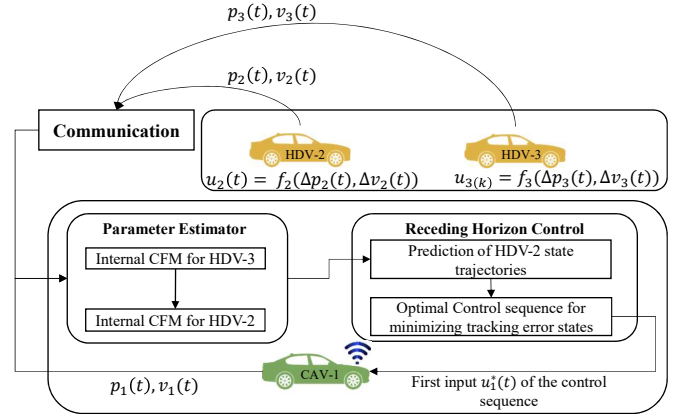


Fig. 2. The structure of the proposed control framework to address Problem 6.

We now formalize the main objective of the CAV-1 control framework.

*Problem 6.* Given the multi-predecessor communication topology (Section 2.1), the main objective of CAV-1 is to derive its optimal control input  $u_1^*(t)$  such that CAV-1 adapts to its preceding HDV's driving behavior in real time and drives the states  $e_p(t)$  and  $e_v(t)$  to their respective reference states with minimum control effort satisfying the state, control and safety constraints in (2)-(6).

### 3. CONTROL FRAMEWORK

In our approach, we adopt a receding horizon predictive control framework with multi-predecessor communication topology and data-driven estimation of HDVs' car-following parameters for state prediction to address Problem 6, as shown in Figure 2. In the receding horizon control, the optimal control input at the current time step is obtained by solving a predictive control problem with a horizon  $T_p$  while only the first element of the obtained control input sequence is implemented. Afterward, the horizon moves forward one step, and the above process is repeated until a final horizon is reached; see Borrelli et al. (2017). Note that, the prediction horizon  $T_p$  is usually selected empirically to best accommodate the control performance and computational requirement. The essential steps of the proposed framework are outlined as follows.

- (1) **Data-driven parameter estimation:** At each time instant  $t$ , the current states  $p_i(t), v_i(t)$  of each preceding HDV  $i$  in  $\mathcal{N}_{\text{HDV}}$  is communicated to CAV-1. Since the exact car-following model  $f_i$  of each HDV  $i$  in  $\mathcal{N}_{\text{HDV}}$  is unknown to CAV-1, it considers a specific type of car-following model to represent the driving behavior of each HDV, and estimates the parameters of the car-following model for each HDV online.
- (2) **Predictive control problem:** CAV-1 then uses the estimated car-following model from Step 1 to predict the future state trajectories of the immediately preceding HDV-2 and derives its own optimal control input sequence  $U_1^*(t) := [u_1^*(t), u_1^*(t+1), \dots, u_1^*(t+T_p-1)]^T$  using the receding horizon control framework discussed above. Finally, CAV-1 implements only the first control input  $u_1^*(t)$ .

In what follows, we provide a detailed exposition of the steps discussed above.

### 3.1 Online Car-following Model Parameter Estimation

In this section, we use a recursive least-squared formulation (Ljung and Söderström, 1983) to estimate the parameters of the internal car-following model residing in CAV-1's mainframe to represent the driving behavior of each of the preceding HDVs. To this end, we consider the CTH-RV model (Wang et al., 2020)

$$v_i(t+1) = v_i(t) + \eta_i(\Delta p_i(t) - \rho_i v_i(t))\tau + \nu_i(v_1(t) - v_i(t))\tau, \quad (7)$$

where the model parameters  $\eta_i$  and  $\nu_i$  are the control gains on the constant time headway and the approach rate, and  $\rho_i$  is the desired safe time headway for each HDV  $i$  in  $\mathcal{N}_{\text{HDV}}$ , respectively. We employ the linear CTH-RV model instead of other complex nonlinear models so that the resulting control problem presented in the next section is thus convex and can be solved efficiently in real-time. Moreover, it is also observed that the CTH-RV model is highly comparable to other nonlinear car-following models in terms of data fitting (Gunter et al., 2019).

Suppose that we measure the speed  $v_i(t)$ , headway gap  $\Delta p_i(t)$  and approach rate  $\Delta v_i(t)$  for each preceding HDV  $i$  in  $\mathcal{N}_{\text{HDV}}$  with sampling rate  $\tau$ . We recast (7) as

$$v_i(t+1) = \gamma_{i,1}v_i(t) + \gamma_{i,2}\Delta p_i(t) + \gamma_{i,3}v_1(t), \quad (8)$$

where  $\gamma_{i,1} := (1 - (\eta_i\rho_i + \nu_i)\tau)$ ,  $\gamma_{i,2} := \eta_i\tau$  and  $\gamma_{i,3} := \nu_i\tau$  are the parameters that can be estimated using the RLS algorithm. The original model parameters  $\eta_i, \nu_i$  and  $\rho_i$  are then uniquely determined from  $\gamma_{i,1}, \gamma_{i,2}, \gamma_{i,3}$  as long as  $\gamma_{i,2} \neq 0$ . Next, we can write (8) in matrix form as

$$v_i(t+1) = \gamma_i^T \phi_i(t), \quad (9)$$

where  $\phi_i(t) := [v_i(t), \Delta p_i(t), v_1(t)]^T$  is the regressor vector and  $\gamma_i := [\gamma_{i,1}, \gamma_{i,2}, \gamma_{i,3}]^T$  is the parameter vector. We can estimate  $\gamma_i$  using the following recursive least squares algorithm as follows (Ljung and Söderström, 1983)

$$\hat{\gamma}_i(t) = \hat{\gamma}_i(t-1) + L_i(t)[v_i(t) - \hat{v}_i(t)], \quad (10a)$$

$$\hat{v}_i(t) = \hat{\gamma}_i^T(t-1)\phi_i(t), \quad (10b)$$

$$L_i(t) = \frac{P_i(t-1)\phi_i(t)}{\xi + \phi_i^T(t)P_i(t-1)\phi_i(t)}, \quad (10c)$$

$$P_i(t) = \frac{1}{\xi} \left[ P_i(t-1) - \frac{P_i(t-1)\phi_i(t)\phi_i^T(t)P_i(t-1)}{\xi + \phi_i^T(t)P_i(t-1)\phi_i(t)} \right]. \quad (10d)$$

Here,  $\xi \in [0, 1]$  is the forgetting factor that assigns a higher weight to the recently collected data points and discounts older measurements, and  $\hat{\gamma}_i(t)$  denotes the estimate of the parameter vector  $\gamma_i$  at time instant  $t$ , which is updated recursively as new data becomes available. In what follows, we introduce the predictive control problem that is needed to be solved.

### 3.2 Predictive Control Problem

The main objective of the predictive controller of the CAV is to (a) drive the position tracking state  $e_p(t)$  to a reference  $e_{p,r}(t)$ , (b) drive the speed tracking state  $e_v(t)$  to zero, and (c) minimize CAV-1's control input  $u_1(t)$ . To this end, the receding horizon controller generates

the predictive states  $e_p(t+n|t), e_v(t+n|t)$  for  $n = 1, \dots, T_p$  at each time instant  $t$  for a predictive horizon  $T_p$  using the state definitions in (4), vehicle dynamics in (1) and internal car-following models of the HDVs in (7) approximated in the previous section. Then the control input sequence  $U_1(t) := [u_1(t), u_1(t+1), \dots, u_1(t+T_p-1)]^T$  is derived such that the predictive states are driven to their respective reference states. The predictive control problem thus can be written as

$$\min_{U_1(t)} \frac{1}{2} \sum_{n=1}^{T_p} \left[ w_{e_p}(e_p(t+n|t) - e_{p,r}(t+n|t))^2 + w_{e_v}e_v(t+n|t)^2 + w_u(u_1(t+n-1))^2 \right], \quad (11)$$

subject to :

model: (1), (3), (4),

constraints: (2), (6),

reference state:  $e_{p,r}(t) := s_1(t)$ ,

where the predictive reference state  $e_{p,r}(t+n|t)$  can be computed using the relation  $e_{p,r}(t) = s_1(t)$  and the dynamics model in (1) and (4), and  $w_{e_p}, w_{e_v}, w_u \in \mathbb{R}^+$  are the weights on the reference tracking of the headway  $e_p(t)$ , speed deviation  $e_v(t)$ , and the CAV-1's control input  $u_1(t)$ , respectively.

The predictive control problem in (11) can be transformed into a standard constrained quadratic programming problem and solved using commercially available solvers; see Andersson et al. (2019a). At each discrete time instant  $t$ , the optimal control sequence  $U_1^*(t)$  is computed by solving (11) and only the first control input  $u_1^*(t)$  is applied. Then the system moves to the next time instant  $t+1$  and the process is repeated until a final time horizon is reached.

*Remark 7.* While implementing the above control framework, if any of the preceding HDVs leaves the current lane or passes the intersection at any time instant  $t$ , we simply update the sets  $\mathcal{N}$  and  $\mathcal{N}_{\text{HDV}}$  starting from the next time instant  $t+1$ , where the control problem (11) is again solved with the updated information.

## 4. SIMULATION AND RESULT

This section validates the performance of the proposed safety-aware data-driven predictive control by numerical simulations at a mixed-traffic signalized intersection.

### 4.1 Simulation Setup

In the simulations, we utilize a nonlinear car-following model namely the optimal velocity model (OVM) to generate the driving actions of simulated human drivers (Bando et al., 1995). The car-following OVM is given as

$$u_i(t) = \alpha(V_i(t) - v_i(t)) + \beta\Delta v_i(t), \quad (12)$$

$$V_i(t) = \frac{v_d}{2} (\tanh(\Delta p_i(t) - s_i(t)) + \tanh(s_i(t))).$$

The parameters of the OVM for each HDV include the driver's sensitivity coefficients  $\alpha$  and  $\beta$ , and the desired speed  $v_d$ . These parameters for the simulated HDVs are assumed to be different to each other and chosen by random perturbations up to 20% around the following nominal values:  $\alpha = 0.8$ ,  $\beta = 0.6$ ,  $v_d = 15.0$  m/s,  $\rho =$

Table 1. Parameters of the controller

Parameters	Value	Parameters	Value
$\tau$	0.1 s	$T_p$	50
$v_{\max}$	15 m/s	$v_{\min}$	0 m/s
$u_{\max}$	3 m/s <sup>2</sup>	$u_{\min}$	-5 m/s <sup>2</sup>
$\rho$	2.0 s	$s_0$	3.0 m
$w_{e_p}$	1	$w_{e_v}$	0.1
$w_u$	1		

2.0 s,  $s_0 = 5.0$  m. The parameters and weights in the predictive control framework used for the simulations are given in Table 1. The RLS-based estimators are initialized with the following values:  $\gamma_i(0) = [0.67, 0.1, 0.18]^T$  and  $P_i(0) = 0.01 \mathbb{I}_3$  where  $\mathbb{I}_3$  is the  $3 \times 3$  identity matrix, while the forgetting factor is chosen as  $\xi = 1.0$ . The impact of  $\xi$  on RLS algorithm is investigated in detail by Vahidi et al. (2005) and thus, omitted here. Python is used in the simulations in which the constrained optimal control problem is formulated by CasADi framework; see Andersson et al. (2019b), and solved by the built-in qpOASES solver.

#### 4.2 Results and Discussions

The results for a numerical simulation involving a CAV and 2 preceding HDVs are illustrated in Fig. 3, in which the longitudinal positions, speeds, and headways of all the vehicles are given in Figures 3a, 3b and 3c, respectively. Note that the position by which the vehicles must stop is  $p_0 = 0$ , and for the leading HDV, the headway is computed as the relative distance to the stopping point. As can be seen from Figures 3a-3c, the simulated HDVs slow down and then stop while approaching the signalized intersection. Given the behavior of the HDVs, the proposed control framework can perform safe and comfortable braking for the CAV without violating any of the state, input, and safety constraints.

Moreover, to assess the scalability of the proposed control framework to the number of preceding vehicles, we conduct three other simulations for the scenarios with 4, 5, and 6 vehicles (3, 4, and 5 HDVs, respectively) and illustrate the vehicle trajectories in Fig. 4. These results verify that the proposed control framework works effectively with different numbers of preceding vehicles.

Finally, the estimated parameters in the CTH-RV car-following model for the HDV-2 are depicted in Fig. 5. As more real-time data are added to update the estimations, the car-following parameters stabilize to the set of values that accurately describes the driving behavior of the HDVs. Therefore, using the linear CTH-RV model and online RLS technique, we can approximate a nonlinear car-following model and use this estimation to predict the future states of the HDVs.

## 5. CONCLUDING REMARKS

In this paper, we addressed the problem of a CAV traveling in a mixed traffic environment and approaching a signalized intersection. A data-driven predictive control framework was developed in which the car-following behavior of HDVs ahead of the CAV is modeled by the CTH-RV model with online estimated parameters through the RLS

algorithm. In the proposed framework, by utilizing data-driven car-following models, the CAVs can predict the future behavior of the HDVs and then derive their optimal safety-aware trajectory in a finite horizon. The proposed control framework was validated by numerical simulations with multiple preceding HDVs showing that the generated control actions can ensure safe braking for the CAVs. A direction for future research should focus on extending this framework to consider multi-lane traffic intersections with lane changing behavior of the HDVs.

## REFERENCES

- Alessandrini, A., Campagna, A., Delle Site, P., Filippi, F., and Persia, L. (2015). Automated vehicles and the rethinking of mobility and cities. *Transportation Research Procedia*, 5, 145–160.
- Andersson, J.A.E., Gillis, J., Horn, G., Rawlings, J.B., and Diehl, M. (2019a). CasADi – A software framework for nonlinear optimization and optimal control. *Mathematical Programming Computation*, 11(1), 1–36.
- Andersson, J.A., Gillis, J., Horn, G., Rawlings, J.B., and Diehl, M. (2019b). Casadi: a software framework for nonlinear optimization and optimal control. *Mathematical Programming Computation*, 11(1), 1–36.
- Bando, M., Hasebe, K., Nakayama, A., Shibata, A., and Sugiyama, Y. (1995). Dynamical model of traffic congestion and numerical simulation. *Physical review E*, 51(2), 1035.
- Borrelli, F., Bemporad, A., and Morari, M. (2017). *Predictive control for linear and hybrid systems*. Cambridge University Press.
- Chalaki, B. and Malikopoulos, A.A. (2021). Time-optimal coordination for connected and automated vehicles at adjacent intersections. *IEEE Transactions on Intelligent Transportation Systems*, 1–16.
- Dollar, R.A., Molnár, T.G., Vahidi, A., and Orosz, G. (2021). Mpc-based connected cruise control with multiple human predecessors. In *2021 American Control Conference (ACC)*, 405–411. IEEE.
- Duan, Z. and Yang, Z. (2021). Smart city traffic intersection: Impact of video quality and scene complexity on precision and inference. In *in Proc. 19th IEEE Int. Conf. on Smart City, 2021*.
- Gunter, G., Stern, R., and Work, D.B. (2019). Modeling adaptive cruise control vehicles from experimental data: model comparison. In *2019 IEEE Intelligent Transportation Systems Conference (ITSC)*, 3049–3054. IEEE.
- Jiang, R., Hu, M.B., Jia, B., Wang, R., and Wu, Q.S. (2007). Phase transition in a mixture of adaptive cruise control vehicles and manual vehicles. *The European Physical Journal B*, 58(2), 197–206.
- Jin, I.G. and Orosz, G. (2018). Connected cruise control among human-driven vehicles: Experiment-based parameter estimation and optimal control design. *Transportation research part C: emerging technologies*, 95, 445–459.
- Kianfar, R., Augusto, B., Ebadighajari, A., Hakeem, U., Nilsson, J., Raza, A., Tabar, R.S., Irukulapati, N.V., Englund, C., Falcone, P., et al. (2012). Design and experimental validation of a cooperative driving system in the grand cooperative driving challenge. *IEEE transactions on intelligent transportation systems*, 13(3), 994–1007.

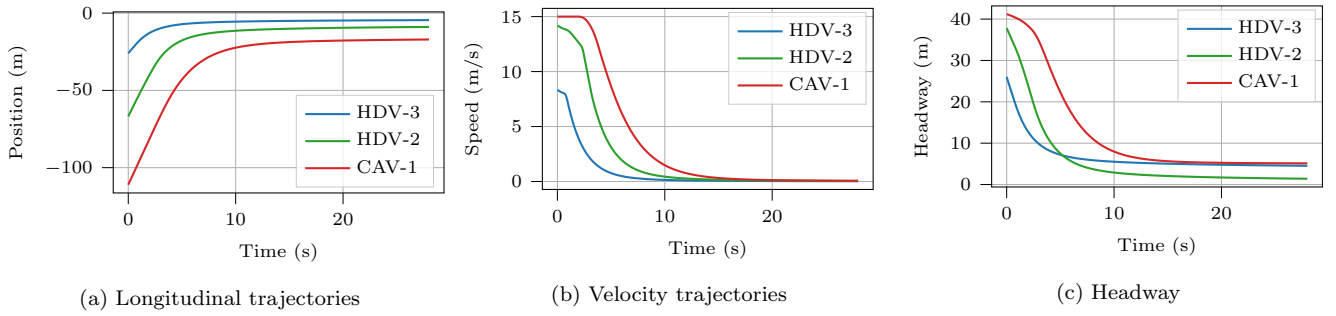


Fig. 3. Longitudinal trajectories, velocities and distances of the vehicles in the simulation with 3 vehicles.

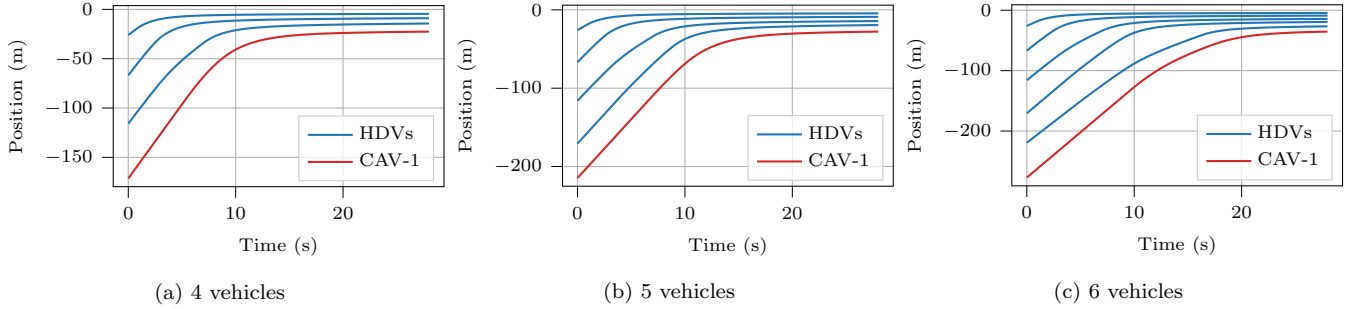


Fig. 4. Longitudinal trajectories in the simulations with different numbers of vehicles approaching the intersection.

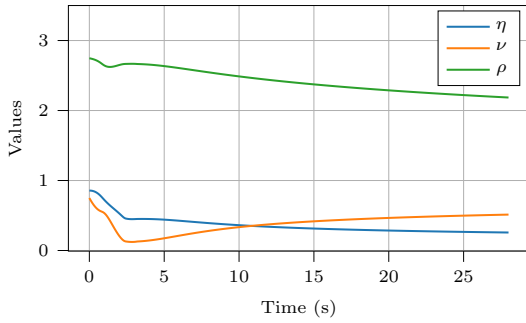


Fig. 5. Estimates for the car-following parameters of the HDV-2

Kumaravel, S., Malikipoulos, A.A., and Ayyagari, R. (2021). Decentralized cooperative merging of platoons of connected and automated vehicles at highway on-ramps. In *2021 American Control Conference (ACC)*, 2055–2060.

Ljung, L. and Söderström, T. (1983). *Theory and practice of recursive identification*. MIT press.

Lu, C., Dong, J., Hu, L., and Liu, C. (2019). An ecological adaptive cruise control for mixed traffic and its stabilization effect. *IEEE Access*, 7, 81246–81256.

Mahbub, A.M.I. and Malikipoulos, A.A. (2021). Conditions to Provable System-Wide Optimal Coordination of Connected and Automated Vehicles. *Automatica*, 131(109751).

Malikipoulos, A.A., Beaver, L.E., and Chremos, I.V. (2021). Optimal time trajectory and coordination for connected and automated vehicles. *Automatica*, 125(109469).

Milanés, V. and Shladover, S.E. (2014). Modeling cooperative and autonomous adaptive cruise control dynamic responses using experimental data. *Transportation Research Part C: Emerging Technologies*, 48, 285–300.

Milanés, V., Shladover, S.E., Spring, J., Nowakowski, C., Kawazoe, H., and Nakamura, M. (2013). Cooperative adaptive cruise control in real traffic situations. *IEEE Transactions on intelligent transportation systems*, 15(1), 296–305.

Naus, G.J., Ploeg, J., Van de Molengraft, M., Heemels, W., and Steinbuch, M. (2010). A model predictive control approach to design a parameterized adaptive cruise control. In *Automotive Model Predictive Control*, 273–284. Springer.

Talebpour, A. and Mahmassani, H.S. (2016). Influence of connected and autonomous vehicles on traffic flow stability and throughput. *Transportation Research Part C: Emerging Technologies*, 71, 143–163.

Treiber, M. and Kesting, A. (2013). Traffic flow dynamics. *Traffic Flow Dynamics: Data, Models and Simulation*, Springer-Verlag Berlin Heidelberg.

Vahidi, A., Stefanopoulou, A., and Peng, H. (2005). Recursive least squares with forgetting for online estimation of vehicle mass and road grade: theory and experiments. *Vehicle System Dynamics*, 43(1), 31–55.

Wang, Y., Gunter, G., Nice, M., Delle Monache, M.L., and Work, D.B. (2020). Online parameter estimation methods for adaptive cruise control systems. *IEEE Transactions on Intelligent Vehicles*, 6(2), 288–298.

Weng, Y. and Wu, T. (2001). Car-following model of vehicular traffic. In *2001 International Conferences on Info-Tech and Info-Net*, volume 4, 101–106 vol.4.

Yuan, Y.M., Jiang, R., Hu, M.B., Wu, Q.S., and Wang, R. (2009). Traffic flow characteristics in a mixed traffic system consisting of acc vehicles and manual vehicles: A hybrid modelling approach. *Physica A: Statistical Mechanics and its Applications*, 388(12), 2483–2491.

Zhang, Y., Fu, C., and Hu, L. (2014). Yellow light dilemma zone researches: a review. *Journal of traffic and transportation engineering (English edition)*, 1(5), 338–352.