

Plumeria at SemEval-2022 Task 6: Robust Approaches for Sarcasm Detection for English and Arabic Using Transformers and Data Augmentation

Shubham Kumar Nigam*

Indian Institute of Technology Kanpur
sknigam@iitk.ac.in

Mosab Shaheen*

Indian Institute of Technology Kanpur
mosab@iitk.ac.in

Abstract

This paper describes our submission to SemEval-2022 Task 6 on sarcasm detection and its five subtasks for English and Arabic. Sarcasm conveys a meaning which contradicts the literal meaning, and it is mainly found on social networks. It has a significant role in understanding the intention of the user. For detecting sarcasm, we used deep learning techniques based on transformers due to its success in the field of Natural Language Processing (NLP) without the need for feature engineering. The datasets were taken from tweets. We created new datasets by augmenting with external data or by using word embeddings and repetition of instances. Experiments were done on the datasets with different types of preprocessing because it is crucial in this task. The rank of our team was consistent across four subtasks (fourth rank in three subtasks and sixth rank in one subtask); whereas other teams might be in the top ranks for some subtasks but rank drastically less in other subtasks. This implies the robustness and stability of the models and the techniques we used.

1 Introduction

Sarcasm is a figurative language where speakers or writers usually mean the contrary of what they say. Recognizing whether a speaker or writer is sarcastic is essential to downstream applications to understand the sentiments, opinions, and beliefs correctly (Ghosh et al., 2020). Sarcasm is ubiquitous on the social media text and, due to its nature, can be highly divisive of computational systems that perform tasks on that kind of data such as sentiment analysis, opinion mining, and harassment detection (Van Hee et al., 2018; Bing, 2012; Rosenthal et al., 2014; Maynard and Greenwood, 2014).

Our team Plumeria participated in SemEval 2022 task 6 (Abu Farha et al., 2022) in all its subtasks on English and Arabic. Previous shared tasks

on sarcasm detection (Hee et al., 2018; Ghanem et al., 2019; Ghosh et al., 2020; Abu Farha et al., 2021) have only two subtasks; one is sarcasm detection and another is predicting the type of sarcasm. However, in SemEval 2022 task 6 (Abu Farha et al., 2022) organizers formulate three subtasks for both languages following the methods described in (Oprea and Magdy, 2020).

Using the two datasets for English and Arabic, organizers formulate three subtasks as follows:

- **Subtask A (English and Arabic):** It is a binary classification subtask where submitted systems have to predict whether a tweet is sarcastic or not.
- **Subtask B (for English only):** It is a multi-label classification subtask where submitted systems have to predict one or more labels out of six ironic-speech labels: sarcasm, irony, satire, understatement, overstatement, and rhetorical question.
- **Subtask C (English and Arabic):** It is a binary classification subtask. Given two texts, a sarcastic tweet and its non-sarcastic rephrase which conveys the same meaning, submitted systems have to predict which text is the sarcastic one.

In this shared task, the systems we submitted for all three subtasks primarily focused on the transformer based approaches because of their success in the field of NLP. Moreover, we used a hierarchical network by stacking a BiLSTM layer on top of a transformer either with or without attention mechanism. However, the most significant constraint of a neural network is that they need lots of data for training to give satisfactory results. In addition, if the dataset is imbalanced with fewer instances of some class, this can result in poor results for detecting this class. That motivates us to create biased datasets, towards the concerned class/label,

*These authors contributed equally to this work

from existing datasets by increasing the number of instances of such a class/label. A detailed explanation of dataset creation is in section 3. We also illustrate the composition of created datasets in each subtask and the performance of the models on them.

The rank of our team was consistent across most subtasks (fourth rank in three subtasks, sixth rank in one subtask, and tenth rank in one subtask); unlike many teams which scored high in one or two subtasks but scored considerably less in other subtasks. This shows that the robustness and the consistency of our methods. The bias in created datasets was crucial for subtask A and subtask B, while augmenting a dataset plays a key role in subtask C. We released the codes and datasets for all subtasks via GitHub¹.

2 Abbreviations

The following abbreviations were used frequently, and are shown in Table 1.

Full Form	Abbreviation
Language	Lang
Sarcastic	S
Non-Sarcastic	NS
English	En
Arabic	Ar
External	Ext

Table 1: Abbreviations used in the paper

3 Dataset

The organizers provided datasets for English and Arabic. Regardless of the dataset, these are the fields in each row of a dataset:

- **Tweet:** A text specifying a tweet. This field is for all subtasks.
- **Sarcastic:** A binary field specifying whether a tweet is sarcastic or not. This field is for subtask A.
- **Rephrase:** A text specifying a non-sarcastic rephrase of a sarcastic tweet. This field is for subtask C.
- **Sarcasm, Irony, Satire, Understatement, Overstatement, and Rhetorical question (English only):** These binary fields are the

¹<https://github.com/ShubhamKumarNigam/iSarcasm-SemEval-2022-Task-6>

labels of a sarcastic tweet. These fields are for subtask B.

- **Dialect (Arabic only):** A text specifying the dialect of a tweet from one of five dialects: Modern Standard Arabic (MSA), Egyptian, Levantine, Maghrebi, and Gulf. This field is for subtask A and C.

In the following sections we will describe the datasets given by the organizers, other available datasets, and augmented datasets.

3.1 Datasets given by organisers (Original)

The organizers released two training datasets for Arabic and English to train the systems on them for all subtasks. Later on, they released one testing dataset for each subtask. We called these datasets "original" datasets as they are the official datasets for the subtasks. Information about the distribution of sarcastic and non-sarcastic tweets is presented in Table 2 and in the appendix A.7 - Figure 7. Furthermore, information about sarcastic labels for subtask B is presented in Table 3 and in the appendix A.7 - Figure 8.

3.2 Other Available Datasets (External)

The datasets in this section are not the official datasets and thus we called them "external" datasets. However, we used these datasets for subtask A and subtask B as they are created for similar subtasks.

Datasets Downloaded using Twitter API: Initially the organizers provided the participants with a training and testing datasets which covered subtask A and subtask B for English. However, they provided the tweet ID instead of the tweet text and they asked the participants to download the tweet text using the tweet ID via Twitter API². Therefore, we downloaded some of the tweet texts for these two datasets and other tweet texts we could not find. We were able to download 2841 tweets for training and 713 tweets for testing as shown in Table 2. The distribution of the tweets over the sarcastic labels is presented in Table 3.

Datasets of SemEval-2018 Task 3: These datasets are on same subtasks of subtask A and subtask B but for SemEval 2018 (Hee et al., 2018). We used the dataset for subtask A which has emojis and sarcasm hashtags. The datasets are available for download in this link³. More information

²developer.twitter.com/en/docs/api-reference-index

³[SemEval2018-Task3 Dataset](https://www.kaggle.com/datasets/semEval2018-task3-dataset)

about the distribution of sarcastic and non-sarcastic tweets is presented in Table 2.

ArSarcasm-v2 Dataset: It contains a training and testing datasets for sarcasm detection in Arabic (Abu Farha et al., 2021). Each row contains a tweet, sarcastic class, sentiment, and dialect. The datasets are available for download in this link⁴. More information about the distribution of sarcastic and non-sarcastic tweets is presented in Table 2.

Dataset	Split	Lang	Total	S%	NS%
Original	Train	En	3468	25	75
Original	Train	Ar	3102	24	76
Original	Test	En	1400	14.3	85.7
Original	Test	Ar	1400	14.3	85.7
Twitter API	Train	En	2841	16.8	83.2
Twitter API	Test	En	713	16.8	83.2
SemEval 2018	Train	En	3834	49.8	50.2
ArSarcasm-v2	Train	Ar	12548	17.3	82.7
ArSarcasm-v2	Test	Ar	3000	27.4	72.6

Table 2: Total number of tweets and percentage of sarcastic and non-sarcastic tweets in each dataset for subtask A.

Dataset	Split	Total	Sarcasm% Under- statement%	Irony% Over- statement%	Satire% Rhetorical question%
Original	Train	3468	68.3	14.8	2.4
			1	3.8	9.7
	Test	1400	66.4	7.4	18.1
			0.4	3.7	4
Twitter API	Train	2841	41.5	30.6	10.9
			1	8.2	7.8
	Test	713	41.7	33.3	11.7
			3.3	6.7	3.3

Table 3: Total number of tweets and percentage of sarcastic labels in each dataset for subtask B.

3.3 Augmented Datasets

In addition to the original and external datasets, we created more datasets with more number of instances using the following methods:

1. **Augmenting an original dataset with external datasets:** We added instances to an original dataset from the matching external datasets either to balance it or just to augment it, and we filtered out the NAN entries .
2. **Augmenting a dataset using word embeddings:** For word embeddings we used Gensim library⁵ together with GloVe word vectors⁶ trained on two billion tweets with 100

⁴ArSarcasm-v2

⁵Gensim Library

⁶GloVe Word Vectors

dimension word vectors (glove-twitter-100). To create new instances in a dataset, we took a copy of one instance in the dataset and replaced up to four keywords in a tweet (or its rephrase) with one of the top three similar words according to the similarity between the word vectors, then we added the copied modified instance to the dataset and we repeated the process for other instances.

3. **Augmenting a dataset by repeating instances:** Instances from a dataset are mostly repeated to balance the classes/labels in a dataset.

The final datasets used for each subtask is explained in the dedicated section for the subtask.

4 Preprocessing

- **Type I:** No preprocessing
- **Type II:** Emotion icons were converted to their string text using the "emoji" Python library. Then, URLs were converted to "HTTPURL" token, also every mention in a tweet was converted to "@USER" token using regular expressions. These conversions was done because the BERTweet model was pre-trained on tweets after these conversions.
- **Type III:** Same as in Type-III besides converting the smiley face codes e.g. ":-)" and ":)" to one of three values (smiley, sad, and playful). More than two successive occurrences of any punctuation like in "why?!!!!" were removed, then we removed more than two successive occurrences of same character like in "Superrrr" which can be found frequently in tweets. Moreover, a contraction (e.g. "isn't and "'cause") was replaced with its full form (e.g. "is not" and "because").
- **Type IV:** Same as in Type-III besides stemming and stop-word removal. For English we used WordNet lemmatizer and for Arabic we used ISRI stemmer, all from the NLTK Python library⁷.

5 Methodology, Results and Analysis

5.1 Conventions

In the following tables, if a table cell is highlighted with a light brown color, it means that the score is

⁷NLTK Python Library

among the best results on the validation dataset in the corresponding section of the table; whereas the one with brown color is the highest score. Furthermore, if a cell is highlighted with a green color, it means that the score is our final submission score (released by the organizers) in the subtask on the test dataset; whereas the one with blue color is a score of a submitted model but not the final one (a team can have multiple submissions).

5.2 Subtask A (English)

5.2.1 Datasets

- **Original:** The training split of the original dataset for English in Table 2 is splitted into training and validation datasets as shown in Table 4.
- **External:** As the measure for this task is F1-score for the sarcastic class, thus we created datasets which are biased towards the sarcastic class as shown in Table 5.

Dataset	Total	S%	NS%
Original Train	2080	25	75
Original Val	1388	25	75

Table 4: Original datasets for subtask A (English) with the total number of tweets and the percentage of sarcastic (S%) and non-sarcastic (NS%) tweets.

Dataset	Contributing Datasets	Additional Non Sarcastic Tweets from SemEval 2018-Training	Total	S%	NS%
B0		0	4578	66	34
B1	Original Train + Twitter API Train (only sarcastic) + Twitter API Test (only sarcastic) + SemEval 2018 Train (1911 sarcastic)	145	4723	64	36
B2		290	4868	62	38
B3		435	5013	60	40
B4		580	5158	59	41
B5		725	5303	57	43
B6		870	5448	55	45
B7		1015	5593	54	46
B8		1160	5738	53	47
B9		1305	5883	51	49

Table 5: External datasets for subtask A (English).

5.2.2 Approaches

We primarily focused on the transformer based models. Since the task is a binary classification on tweets, the excellent choice to start with is BERTweet-base⁸ and BERTweet-large⁹ (Nguyen et al., 2020), a pre-trained language model on 845M English Tweets. Likewise, we tried the ELECTRA¹⁰ (Clark et al., 2020) replaced token

⁸HuggingFace Bertweet-Base

⁹HuggingFace Bertweet-Large

¹⁰HuggingFace Electra Large Discriminator

detection model (a pre-training task in which the model learns to distinguish real input tokens). In ELECTRA model, some tokens in the input are replaced with sample tokens instead of masking the tokens as in BERT. Moreover, we used a hierarchical network by passing the input tokens to the BERT model, then each token embedding is passed to a Bi-LSTM layer either with or without attention. The architecture of the BERT model, ELECTRA model, and hierarchical network is shown in appendix A.3, A.4, and A.1 respectively. The final layer of each model was a linear layer with softmax activation function and we used the cross entropy loss function.

Note: We ran several experiments on all the approaches of this subtask with different datasets and preprocessing types. We also experimented with different learning rates, epochs, and loss functions to verify which one is performing best.

5.2.3 Results and Analysis

Metric: The main metric is F1-score for the sarcastic class.

BERT: We used BERTweet-large, as it gave better performance than BERTweet-base, on the original training dataset shown in Table 4. We experimented with different learning rates and preprocessing types, and ran for 5 epochs. The results are shown in Table 6.

Learning Rate	Type	Val	Test
$2e-6$	I	0.0057	0.0293
	II	0.5017	0.457
	III	0	0
	IV	0	0
$3e-6$	I	0.3786	0.5068
	II	0.5552	0.4874
	III	0.5405	0.4972
	IV	0	0
$4e-6$	I	0.5585	0.4981
	II	0.4926	0.4717
	III	0.5407	0.4772
	IV	0	0
$5e-6$	I	0.5275	0.4724
	II	0.5655	0.4841
	III	0	0
	IV	0	0

Table 6: Results of the BERT model for subtask A (English) on original datasets

From these experiments we found that Type-II preprocessing is performing better than other types

and same applies for the learning rate $4e-6$. We conducted similar experiments on the external datasets in Table 5 and we found similar results. We tried using the cross entropy loss function with and without weights on the external datasets using the same learning rate, preprocessing type, and number of epochs. We got our best result on the B4 dataset with weighted loss function which was our official submission score for this subtask. The results are shown in Table 7.

Biased	Loss1: Without Weights		Loss2: W1=1/#NS, W2=1/#S	
	Val	Test	Val	Test
B0	0.5784	0.4487	0.5944	0.4519
B1	0.5714	0.4548	0.5738	0.479
B2	0.5767	0.465	0.5951	0.4917
B3	0.601	0.4626	0.5931	0.4817
B4	0.5954	0.4727	0.6025	0.4769
B5	0.5874	0.5142	0.5803	0.5008
B6	0.5858	0.4791	0.5624	0.4884
B7	0.5957	0.5016	0.5637	0.5034
B8	0.584	0.492	0.5814	0.5
B9	0.5723	0.487	0.5554	0.49

Table 7: Results of the BERT model for subtask A (English) on external datasets.

We used 5 epochs and $4e-6$ learning rate because they gave the best results as shown in appendix A.5.

The official scores and leader-board ranks of the teams for subtask A (English) are shown in Table 8.

Rank	User	F-1 sarcastic
1	stce	0.6052
2	emma	0.5691
3	saroyehun	0.5295
4	ShubhamKumarNigam	0.4769

Table 8: Scores and leader-board ranks for subtask A (English)

ELECTRA: We used the ELECTRA model on the external datasets with Type-II preprocessing, $6e-6$ learning rate, and 5 epochs as they were performing the best as shown in Table 9.

BERT+BiLSTM with and without attention: The results we got using this architecture was not much stable (i.e. they may change when re-running the experiment) and thus we did not use this model for the official submission. More details about the results of the model can be found in the appendix A.6.

Biased	Val	Test
B0	0.5525	0.4684
B1	0.4002	0.25
B2	0.5738	0.4762
B3	0.4002	0.25
B4	0.5756	0.4879
B5	0.4002	0.25
B6	0.5468	0.4642
B7	0.5702	0.4789
B8	0.479	0.5073
B9	0.4002	0.25

Table 9: Results of the ELECTRA model for subtask A (English) on external datasets.

5.3 Subtask A (Arabic)

5.3.1 Datasets

Original: The training split of the original dataset for Arabic in Table 2 is splitted into training and validation datasets as shown in Table 10.

Dataset	Total	S%	NS%
Original Train	1861	24	76
Original Val	1241	24	76

Table 10: Original datasets for subtask A (Arabic).

External: Same as in subtask A (English), we created datasets which are biased towards the sarcastic class as shown in Table 11.

Dataset	Contributing Datasets	Additional Non Sarcastic Tweets from SemEval 2018-Training	Total	S%	NS%
B0		0	4850	71	29
B1		202	5052	68	32
B2	Original Train+ ArSarcasm-v2 Train	404	5254	65	35
B3		606	5456	63	37
B4		808	5658	61	39
B5		1010	5860	59	41
B6	ArSarcasm-v2 Test (821 sarcastic)	1212	6062	57	43
B7		1414	6264	55	45
B8		1616	6466	53	47
B9		1818	6668	52	48

Table 11: External datasets for subtask A (Arabic)

5.3.2 Approaches

The approached used here are similar to subtask A (English) except for the used transformers. Since the data is in the Arabic language, we tried some models from The Computational Approaches to Modeling Language (CAMEL) research lab ¹¹. They majorly focused on Arabic and Arabic dialect processing, machine translation, text analysis, and dialogue systems.

¹¹HuggingFace CAMEL-Lab

The models are available on the Hugging Face library. CAMELBERT is a collection of BERT models pre-trained on Arabic texts with different sizes and variants (Inoue et al., 2021). They released pre-trained language models for Modern Standard Arabic (MSA), dialectal Arabic (DA), and classical Arabic (CA). We tried CAMELBERT-DA and CAMELBERT-Mix for sarcasm detection. Likewise, we tried the AraBERT v2 which is a pre-trained BERT based on Google’s BERT architecture for Arabic Language Understanding¹² (Antoun et al.).

5.3.3 Results and Analysis

Metric: The main metric is F1-score for the sarcastic class.

BERT: We used CAMELBERT-Mix as it performed the best among other BERT models. We applied it on the external datasets with non-weighted cross entropy loss function, 5 epochs, and 2e-5 learning rate because they gave the best results which are shown in Table 12.

Biased	Val	Test
B0	0.7168	0.3438
B1	0.7025	0.4163
B2	0.7131	0.4071
B3	0.6804	0.4335
B4	0.7015	0.4186
B5	0.6927	0.4332
B6	0.7012	0.4048
B7	0.7124	0.4365
B8	0.6731	0.4589
B9	0.7094	0.4589

Table 12: Results of the BERT model for subtask A (Arabic) on external datasets.

BERT+BiLSTM+Attention: Same in subtask A (English), We used attention with BiLSTM on top of BERT model. The results also were not much stable. However, the best results for this architecture occurred when using 5 epochs and 9e-6 learning rate on B3 and B9 datasets as shown in Table 13.

The official scores and leader-board ranks of the teams for subtask A (Arabic) are shown in Table 14.

Biased	Hidden State Size	Val	Test
B3	50	0.6849	0.4234
B9	1000	0.7123	0.4693

Table 13: Results of the BERT+BiLSTM+Attention model for subtask A (Arabic)

Rank	User	F-1 sarcastic
1	Abdelkader	0.5632
2	Aya	0.5076
3	rematchka	0.4767
10	ShubhamKumarNigam	0.4072

Table 14: Scores and leader-board ranks for subtask A (Arabic)

5.4 Subtask B

5.4.1 Datasets

Original: The training split of the original dataset for English in Table 3 is splitted into training and validation datasets as shown in Table 15.

Dataset	Total	Sarcasm Under-statement	Irony Over-statement	Satire Rhetorical question
Original Train	606	67.60%	15.10%	2.60%
		1%	3.50%	10.20%
Original Val	261	70%	14.20%	1.90%
		1%	4.50%	8.40%

Table 15: Original datasets for subtask B (English)

External: The original and external datasets presented in Table 3 (without the validation dataset) were added together to form a new dataset (Ext-NB). Then the resulting dataset was balanced either by using word embeddings (Ext-UW) or by repeating instances (Ext-UR). We created a dataset (Ext-EB) to give more importance to the labels of low number of instances by repeating the instances of these labels up to the limits specified by these heuristic formulas:

$$\#irony = \#sarcasm * (1 + 1/\sqrt{\#irony}) \quad (1)$$

$$\#satire = \#sarcasm * (1 + 2/\sqrt{\#satire}) \quad (2)$$

$$\#understatement = \#sarcasm * (1 + 3/\sqrt{\#understatement}) \quad (3)$$

$$\#overstatement = \#sarcasm * (1 + 1.5/\sqrt{\#overstatement}) \quad (4)$$

$$\#rhetorical = \#sarcasm * (1 + 1.2/\sqrt{\#rhetorical}) \quad (5)$$

The datasets are shown in Table 16.

5.4.2 Approaches

This subtask primarily focused on BERTweet-large. As it is a multi labeling subtask, we used sigmoid as the activation function in the last layer and binary cross entropy as the loss function.

¹²HuggingFace Bert-Base-Arabert-v02

Dataset	Balanced	Contributing Datasets	Total	Sarcasm	Under-statement Over-statement Rhetorical question
				Irony	
Ext-NB	Not Balanced	Original Train + Twitter API Train + Twitter API Test	1203	55.90%	1.20%
				22.30%	5.50%
Ext-UW	Using Word Embedding		4336	6.40%	8.70%
				16.50%	16.60%
Ext-UR	Using Repetition		4336	16.50%	16.80%
				16.60%	17%
Ext-EB	Not Balanced		5314	15%	18.80%
				15.80%	17%
				16.70%	16.80%

Table 16: External datasets for subtask B (English).

5.4.3 Results and Analysis

Metric: The main metric is Macro-F1 score.

BERT: We used BERTweet-large on the external datasets using 5 epochs, 6e-6 learning rate, and Type-II preprocessing. The results are shown in Table 17.

Dataset	Val	Test
Ext-NB	0.1513	0.038
Ext-UW	0.318	0.0716
Ext-UR	0.3412	0.076
Ext-EB	0.4152	0.0778

Table 17: Results of the BERT model for subtask B (English) on external datasets.

The official scores and leader-board ranks of the teams for subtask B (English) are shown in Table 18.

Rank	User	macro F-score
1	Duxy	0.163
2	Abdelkader	0.0875
3	robvanderg	0.0851
6	ShubhamKumarNigam	0.0778

Table 18: Scores and leader-board ranks for subtask B (English)

5.5 Subtask C (English)

5.5.1 Datasets

Original: The training split of the original dataset for English in Table 2 is splitted into training and validation datasets. As we do not have external datasets here, so we augmented the training split once with word embeddings (Original-Embedding) and once with repetition (Original-Repetition). We swapped between the tweet and its rephrase for half of the instances together with flipping the value of the sarcastic field, so that the model will be able

to learn. Otherwise, it may always predict the first text as the tweet and the second one as the rephrase. The datasets are shown in Table 19.

Dataset	Total
Original-Train	606
Original-Validation	261
Original-Embedding	1606
Original-Repetition	1606

Table 19: Original datasets for subtask C (English)

5.5.2 Approaches

Organizers provide a sarcastic text, and its non-sarcastic rephrase, i.e., two texts convey the same meaning. Since the input format changed in this subtask, we input both texts together to the BERT model as one text separating them by the separating token. We focused on transformers which are trained on question-answering tasks. We tried BERT models trained on the Stanford Question Answering Dataset (SQuAD) dataset (Rajpurkar et al., 2018). SQuAD is a reading comprehension dataset consisting of questions posed by crowdworkers on a set of Wikipedia articles.

We took models from the Hugging Face library; one is BERT large model (cased)¹³, trained on whole word masking, and fine-tuned on the SQuAD dataset. Another is BERT base model (uncased)¹⁴, trained on Masked language modeling (MLM), and fine-tuned on the SQuAD dataset.

5.5.3 Results and Analysis

Metric: The main metric is the accuracy.

BERT: We used BERT large model (cased) on the original datasets, because it gave better results among the other models, using 15 epochs, 8e-6 learning rate, and the cross entropy as the loss function. The results are shown in Table 20. We did our submission using Type-I preprocessing even though Type-II was performing better on the validation dataset.

The official scores and leader-board ranks of the teams for subtask C (English) are shown in Table 21.

5.6 Subtask C (Arabic)

5.6.1 Datasets

Original: The datasets were generated in the same way as in subtask C (English) and are shown in

¹³HuggingFace Bert-Large-Cased-Whole-Word-Masking-Finetuned-Squad

¹⁴HuggingFace Bert-Base-Uncased-Squad2

Dataset	Type	Val	Test
Original-Train	I	0.951	0.79
	II	0.9395	0.8
	III	0.9193	0.83
	IV	0.9135	0.79
Original-Embedding	I	0.9654	0.83
	II	0.9654	0.8
	III	0.9366	0.82
	IV	0.8588	0.72
Original-Repetition	I	0.9395	0.8
	II	0.9222	0.815
	III	0.9078	0.8
	IV	0.9078	0.68

Table 20: Results of the BERT model for subtask C (English) on original datasets.

Rank	User	Accuracy
1	emma	0.87
2	lizefeng	0.855
3	leon14138	0.805
4	ShubhamKumarNigam	0.79

Table 21: Scores and leader-board ranks for subtask C (English)

Table 22

Dataset	Total
Original-Train	521
Original-Validation	224
Original-Embedding	1521
Original-Repetition	1521

Table 22: Original datasets for subtask C (Arabic)

5.6.2 Approaches

The approaches used here are similar to subtask C (English) except for the used transformers. Since the data is in the Arabic language, we took a couple of models from the Hugging Face library like the multilingual model mBERT base (cased), trained on the QA dataset in seven languages and fine-tuned on the combination of XQuAD (Artetxe et al., 2020) and MLQA (Lewis et al., 2020) datasets. We compared their performance to the CAMELBERT-Mix model.

5.6.3 Results and Analysis

Metric: The main metric is the accuracy.

BERT: We used CAMELBERT-Mix model on the original datasets using 5 epochs, 3e-5 learning rate, and the cross entropy as the loss function. The results are shown in Table 23. We did our

submission using Type-II preprocessing as it is the best performing.

Dataset	Type	Val	Test
Original-Train	I	0.6242	0.5
	II	0.6242	0.5
	III	0.6711	0.72
	IV	0.3758	0.5
Original-Embedding	I	0.8792	0.825
	II	0.8792	0.845
	III	0.8691	0.845
	IV	0.7517	0.71
Original-Repetition	I	0.8993	0.855
	II	0.9262	0.87
	III	0.8658	0.86
	IV	0.6409	0.705

Table 23: Results of BERT model for subtask C (Arabic) on original datasets

The official scores and leader-board ranks of the teams for subtask C (Arabic) is shown in Table 24.

Rank	User	Accuracy
1	lizefeng	0.93
2	AlamiHamza	0.885
3	maryam.najafi	0.875
4	ShubhamKumarNigam	0.87

Table 24: Scores and leader-board ranks for subtask C (Arabic)

6 Conclusion and Future Direction

We built our systems using stand-alone transformer based models and hierarchical ones by adding a BiLSTM layer with or without attention mechanism. In addition to this, we created new datasets depending on the subtask using a combination of original and external datasets besides augmenting using word embedding or repetition. Our results shows that the augmented datasets enhanced the results for all subtasks. Moreover, we found that the fine-tuned stand-alone transformer based models in each subtask gave the best results especially with Type-II preprocessing. We also showed the enhancement when using a weighted loss function and the effect of using different learning-rates, epochs, and preprocessing types. Moreover, the rank of our team was consistent across most of the subtasks (the fourth rank) which shows the robustness of the techniques we used.

References

- Ibrahim Abu Farha, Silviu Oprea, Steven Wilson, and Walid Magdy. 2022. SemEval-2022 Task 6: iSarcasmEval, Intended Sarcasm Detection in English and Arabic. In *Proceedings of the 16th International Workshop on Semantic Evaluation (SemEval-2022)*. Association for Computational Linguistics.
- Ibrahim Abu Farha, Wajdi Zaghouni, and Walid Magdy. 2021. Overview of the WANLP 2021 shared task on sarcasm and sentiment detection in Arabic. In *Proceedings of the Sixth Arabic Natural Language Processing Workshop*, pages 296–305, Kyiv, Ukraine (Virtual). Association for Computational Linguistics.
- Wissam Antoun, Fady Baly, and Hazem Hajj. Arabert: Transformer-based model for Arabic language understanding. In *LREC 2020 Workshop Language Resources and Evaluation Conference 11–16 May 2020*, page 9.
- Mikel Artetxe, Sebastian Ruder, and Dani Yogatama. 2020. On the cross-lingual transferability of monolingual representations. In *Proceedings of the 58th Annual Meeting of the Association for Computational Linguistics*, pages 4623–4637, Online. Association for Computational Linguistics.
- L Bing. 2012. Sentiment analysis and opinion mining (synthesis lectures on human language technologies). *University of Illinois: Chicago, IL, USA*.
- Kevin Clark, Minh-Thang Luong, Quoc V. Le, and Christopher D. Manning. 2020. ELECTRA: Pre-training text encoders as discriminators rather than generators. In *ICLR*.
- Bilal Ghanem, Jihen Karoui, Farah Benamara, Véronique Moriceau, and Paolo Rosso. 2019. Idat at fire2019: Overview of the track on irony detection in Arabic tweets. In *Proceedings of the 11th Forum for Information Retrieval Evaluation*, pages 10–13.
- Debanjan Ghosh, Avijit Vajpayee, and Smaranda Muresan. 2020. A report on the 2020 sarcasm detection shared task. In *Proceedings of the Second Workshop on Figurative Language Processing*, pages 1–11, Online. Association for Computational Linguistics.
- Cynthia Van Hee, Els Lefever, and Veronique Hoste. 2018. SemEval-2018 task 3: Irony detection in English tweets. In *Proceedings of The 12th International Workshop on Semantic Evaluation*. Association for Computational Linguistics.
- Go Inoue, Bashar Alhafni, Nurpeiis Baimukan, Houda Bouamor, and Nizar Habash. 2021. The interplay of variant, size, and task type in Arabic pre-trained language models. In *Proceedings of the Sixth Arabic Natural Language Processing Workshop*, Kyiv, Ukraine (Online). Association for Computational Linguistics.
- Patrick Lewis, Barlas Oguz, Ruty Rinott, Sebastian Riedel, and Holger Schwenk. 2020. MLQA: Evaluating cross-lingual extractive question answering. In *Proceedings of the 58th Annual Meeting of the Association for Computational Linguistics*, pages 7315–7330, Online. Association for Computational Linguistics.
- Diana Maynard and Mark Greenwood. 2014. Who cares about sarcastic tweets? investigating the impact of sarcasm on sentiment analysis. In *Proceedings of the Ninth International Conference on Language Resources and Evaluation (LREC'14)*, pages 4238–4243, Reykjavik, Iceland. European Language Resources Association (ELRA).
- Dat Quoc Nguyen, Thanh Vu, and Anh Tuan Nguyen. 2020. BERTweet: A pre-trained language model for English tweets. In *Proceedings of the 2020 Conference on Empirical Methods in Natural Language Processing: System Demonstrations*, pages 9–14.
- Silviu Oprea and Walid Magdy. 2020. iSarcasm: A dataset of intended sarcasm. In *Proceedings of the 58th Annual Meeting of the Association for Computational Linguistics*, pages 1279–1289, Online. Association for Computational Linguistics.
- Pranav Rajpurkar, Robin Jia, and Percy Liang. 2018. Know what you don't know: Unanswerable questions for SQuAD. In *Proceedings of the 56th Annual Meeting of the Association for Computational Linguistics (Volume 2: Short Papers)*, pages 784–789, Melbourne, Australia. Association for Computational Linguistics.
- Sara Rosenthal, Alan Ritter, Preslav Nakov, and Veselin Stoyanov. 2014. SemEval-2014 task 9: Sentiment analysis in Twitter. In *Proceedings of the 8th International Workshop on Semantic Evaluation (SemEval 2014)*, pages 73–80, Dublin, Ireland. Association for Computational Linguistics.
- Cynthia Van Hee, Els Lefever, and Véronique Hoste. 2018. SemEval-2018 task 3: Irony detection in English tweets. In *Proceedings of The 12th International Workshop on Semantic Evaluation*, pages 39–50, New Orleans, Louisiana. Association for Computational Linguistics.

A Appendix

A.1 Hierarchical Architecture

Figure 1 shows a hierarchical network based on a transformer. The input tokens are passed to the transformer (BERTweet), then the output token embeddings are passed to a Bi-LSTM layer which can be with or without attention mechanism.

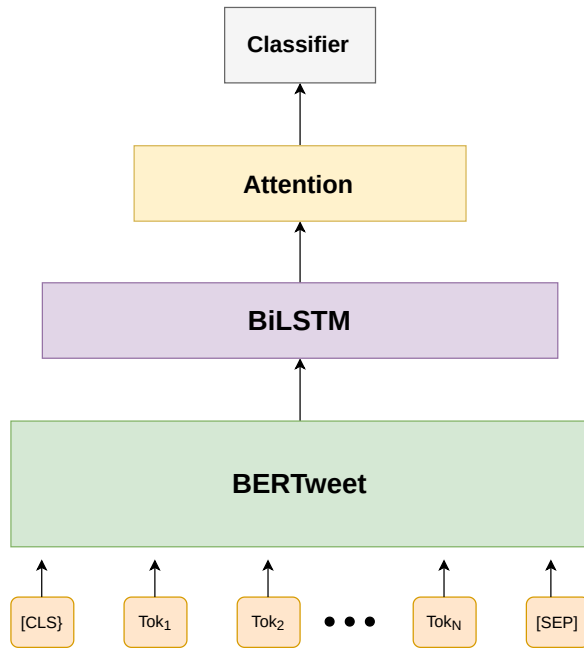


Figure 1: Hierarchical architecture

A.2 Sarcasm Types Description

1. **Sarcasm:** tweets that contradict the state of affairs and are critical towards an addressee.
2. **Irony:** tweets that contradict the state of affairs but are not obviously critical towards an addressee.
3. **Satire:** tweets that appear to support an addressee, but contain underlying disagreement and mocking.
4. **Understatement:** tweets that undermine the importance of the state of affairs they refer to.
5. **Overstatement:** tweets that describe the state of affairs in obviously exaggerated terms.
6. **Rhetorical question:** tweets that include a question whose invited inference (implicature) is obviously contradicting the state of affairs.

A.3 BERT Classification Architecture

Figure 2 shows the BERT-base classification architecture¹⁵. From the output of the final (12th) transformer, only the first embedding (corresponding to the [CLS] token) is used by a classifier.

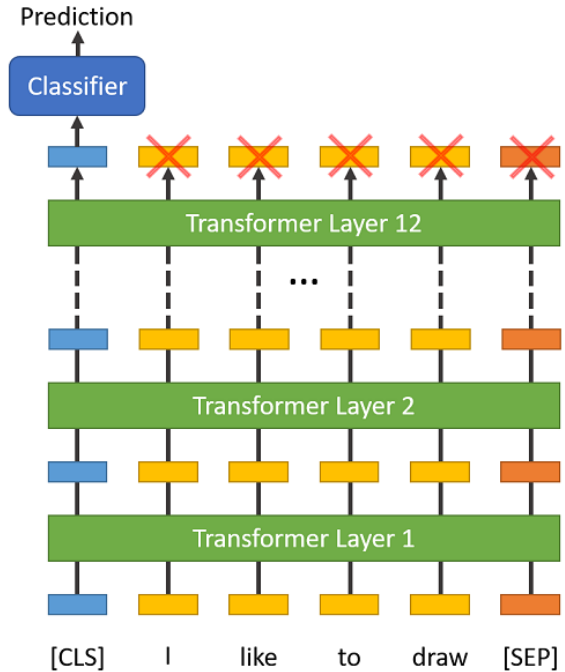


Figure 2: BERT classification architecture

A.4 ELECTRA:- Replaced Token Detection

ELECTRA (Efficiently Learning an Encoder that Classifies Token Replacement Accurately) (Clark et al., 2020) replaces the MLM of BERT with Replaced Token Detection (RTD), which looks to be more efficient and produces better results. In BERT, the input is replaced by some tokens with [MASK] and then a model is trained to reconstruct the original tokens.

In ELECTRA, instead of masking the input, the approach corrupts it by replacing some input tokens with plausible alternatives sampled from a small generator network. Then, instead of training a model that predicts the original tokens, a discriminative model is trained that predicts whether each token in the corrupted input was replaced by a generator sample or not.

This approach trains two neural networks, a generator and a discriminator. Each one primarily consists of an encoder (e.g., a transformer network) that maps a sequence of input tokens into a se-

¹⁵BERT Fine-Tuning Tutorial with PyTorch by Chris McCormick and Nick Ryan

quence of contextualized vector representations. The discriminator then predicts whether it’s fake by analyzing its data distribution. An overview of replaced token detection is shown in Figure 3.

A.5 Effect of Learning Rates and Epochs in Subtask A (English)

In Subtask A (English), we experimented the BERT model on the B4 dataset with different learning rates and epochs as shown in Table 25 and Table 26 respectively. As shown in the tables the best learning rate was $4e-6$ and the best number of epochs was 5.

Val	Test	Learning Rate
0.4002	0.25	$1 e - 5$
0.5871	0.4558	$9 e - 6$
0.5913	0.4639	$8 e - 6$
0.4002	0.25	$7 e - 6$
0.4002	0.25	$6 e - 6$
0.5952	0.4883	$5 e - 6$
0.6025	0.4769	$4 e - 6$
0.5798	0.475	$3 e - 6$
0.5644	0.4724	$2 e - 6$
0.6012	0.5017	$1 e - 6$
0.4002	0.25	$9 e - 7$
0.4002	0.25	$8 e - 7$

Table 25: The effect of learning rates on performance of the BERT model on the B4 dataset with weighted loss function

Val	Test	Epochs
0.5282	0.5304	1
0.5877	0.5092	3
0.6025	0.4769	5
0.6019	0.4647	7
0.5856	0.457	10
0.6017	0.5099	13
0.594	0.475	15
0.575	0.4943	17
0.5882	0.4675	20
0.5938	0.4633	23
0.575	0.4926	25

Table 26: The effect of epochs on performance of the BERT model on the B4 dataset with weighted loss function

A.6 Performance of BERT+BiLSTM with and without Attention in Subtask A (English)

BERT+BiLSTM: The best results we got using this architecture were on the B4 dataset with $4e-6$ learning rate, 10 epochs, and 50 LSTM hidden state size. Table 27 shows the results using same hyperparameters but with different hidden state sizes.

Hidden State Size	Val	Test
50	0.6027	0.4741
100	0.5882	0.4765
300	0.5813	0.4627
600	0.561	0.4702
900	0.5831	0.4516

Table 27: Results of the BERT+BiLSTM model for SubTask A (English) on the B4 dataset

BERT+BiLSTM+Attention: The best results we got using this architecture were on the B3 dataset with $4e-6$ learning rate, 5 epochs, and 600 LSTM hidden state size. Table 28 shows the results using same hyperparameters but with different hidden state sizes.

Hidden State Size	Val	Test
50	0.5726	0.4685
100	0.5978	0.468
300	0.5935	0.4627
600	0.6087	0.4625
900	0.5777	0.4618

Table 28: Results of the BERT+BiLSTM+Attention model for SubTask A (English) on B3 dataset

A.7 More Information about the Datasets:

Density of the number of words in tweets and their rephrases in the original datasets is shown in Figure 4 for English and in Figure 5 for Arabic.

In addition to this, information about dialects for Arabic subtasks is presented in Figure 6 and Table 29.

Information about the distribution of sarcastic and non-sarcastic tweets in the original datasets is presented in Figure 7.

Information about sarcastic labels, for subTask B, in the original datasets is shown in Figure 8.

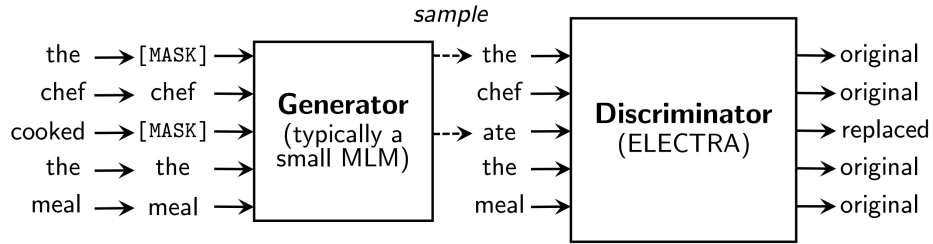


Figure 3: An overview of replaced token detection

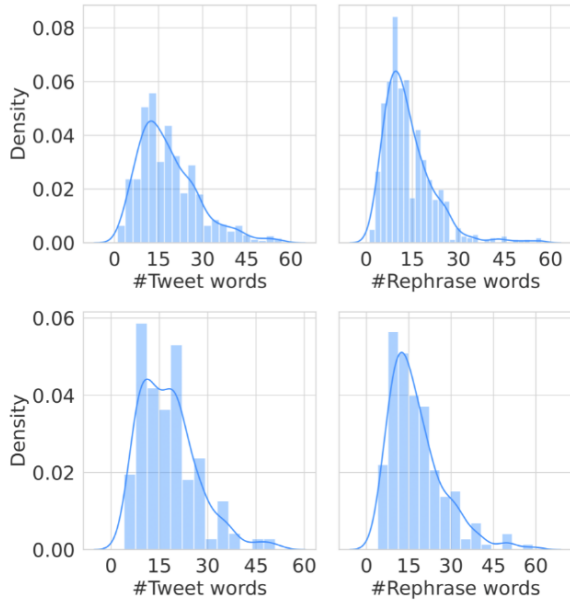


Figure 4: Density of the number of words in the original English training (top) and testing (bottom) datasets.

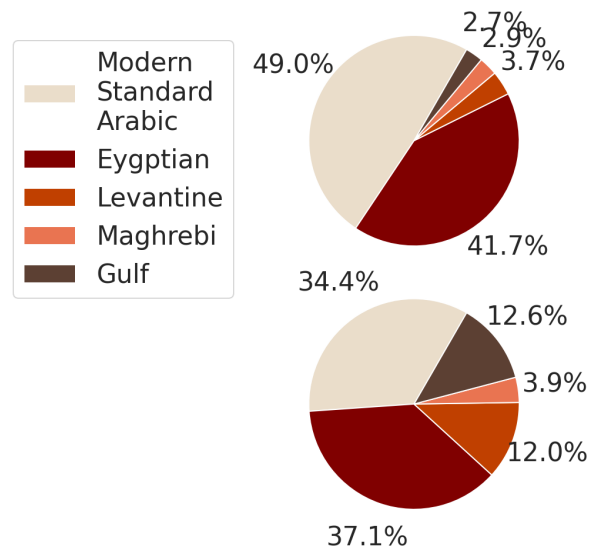


Figure 6: Percentage of dialects of tweets in the original Arabic training (top) and testing (bottom) datasets.

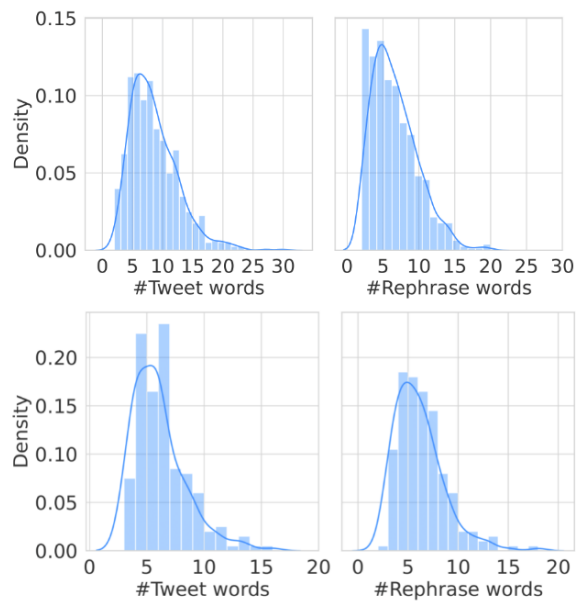


Figure 5: Density of the number of words in the original Arabic training (top) and testing (bottom) datasets.

Dataset	Split	Total	Egyptian Levantine Maghrebi	MSA Gulf
Original	Train	3102	41.7	49
			3.7	2.7
			2.9	
	Test	1400	37.1	34.4
ArSarcasm -v2	Train	12548	12	12.6
			3.9	
			21.2	68.2
	Test	3000	5	5.1
			0.3	
			10.2	77.4
			1.6	10.7
			0.1	

Table 29: Distribution of tweets over dialects in Arabic Datasets

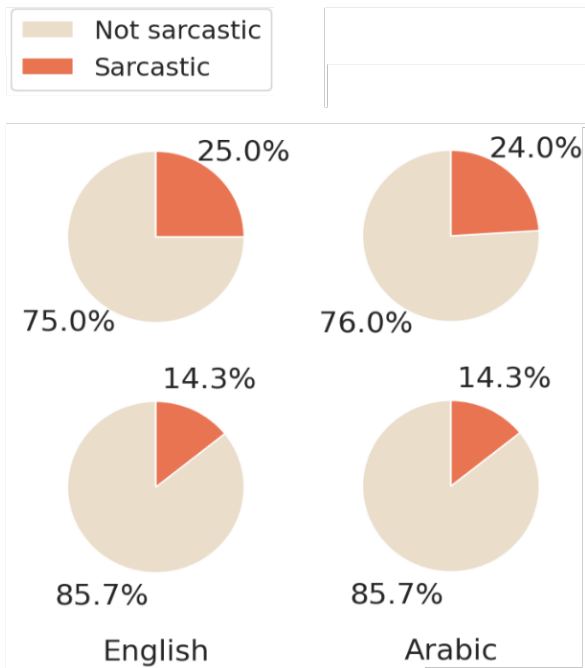


Figure 7: Percentage of sarcastic and non-sarcastic tweets in the original English and Arabic training (top) and testing (bottom) datasets.

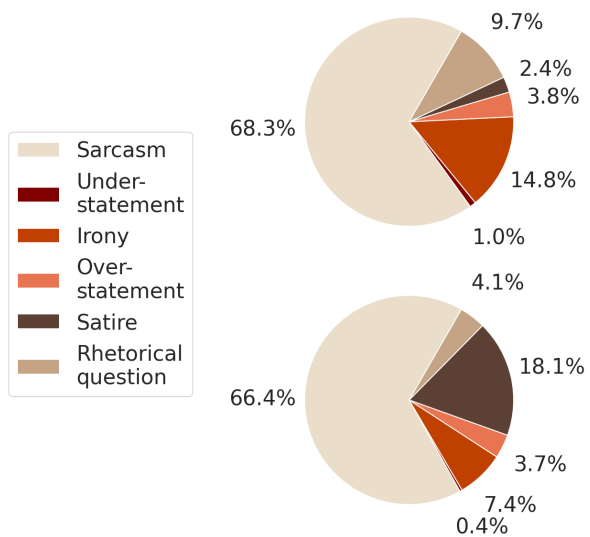


Figure 8: Percentage of tweets under each sarcastic label in the original English training (top) and testing (bottom) datasets.