

The Proof is in the Pudding: Using Automated Theorem Proving to Generate Cooking Recipes

Louis Mahon*

Department of Computer Science,
Oxford University

Carl Vogel

School of Computer Science and Statistics,
Trinity College, Dublin

* = corresponding author at louis.mahon@cs.ox.ac.uk

Abstract

This paper presents FASTFOOD, a rule-based Natural Language Generation Program for cooking recipes. Recipes are generated by using an Automated Theorem Proving procedure to select the ingredients and instructions, with ingredients corresponding to axioms and instructions to implications. FASTFOOD also contains a temporal optimization module which can rearrange the recipe to make it more time efficient for the user, e.g. the recipe specifies to chop the vegetables while the rice is boiling. The system is described in detail, using a framework which divides Natural Language Generation into 4 phases: content production, content selection, content organisation and content realisation. A comparison is then made with similar existing systems and techniques.

1 Introduction

In recent decades, cooking recipes have received a degree of attention in the field of rule-based Natural Language Processing. They are highly uniform in their general structure, with an ingredients list followed by a series of instructions, and can now be easily accessed in large numbers on cooking

websites and recipe search engines. However, the majority of work has focused either on searching and annotating large databases of online recipes, or on methods for processing and representing individual recipes, in either case the approach has been one of Natural Language Understanding. The present system, named FASTFOOD, instead approaches cooking recipes from the direction of Natural Language Generation (NLG): rather than trying to extract a representation of the discourse of a recipe from a natural language description, it aims to derive natural language recipes from a number of pre-existing structures. The task of NLG has been analysed in numerous ways. Some early examples (McKeown [1985]) make a binary distinction between a strategic component that decides what to say, and a tactical component that decides how to say it. Following work has continued the idea of a spectrum from strategic to tactical but increased the number of levels to 3 (Panaget [1994], Bateman [2002] or even 6 (Dale and Haddock [1991], Reiter et al. [2005]). The most fruitful framework in which to view the present work is that of Robin (1993), which uses 4: content production, content selection, content organisation, and content realisation. Using this framework, the operation of FASTFOOD can be summarised as follows.

Content Production The first phase is to produce the content that may possibly appear in discourse. FASTFOOD represents discourse content with two types of structure: descriptive strings, intuitively a natural language description of a state of affairs; and processes, intuitively transitions from one state of affairs to another. Internally these are produced from more fundamental structures such as cooking actions, intuitively verbs such as chop or mash, and food classes, intuitively a type of food such as carrot. The result of the content production phase is the creation of a database consisting of a set containing all recognised descriptive strings and a set containing all recognised processes.

Content Selection Once the possible content has been produced, the system must select the appropriate content for a given discourse (recipe) in response to a user input. This is done by an algorithm akin to a backwards chaining Automated Theorem Prover (ATP): the desired dish is treated as a formula, the possible ingredients as axioms and the processes as rules of inference. The algorithm proceeds backwards from the desired dish, attempting to reach a set of possible ingredients. The output of the content selection phase is a set of descriptive strings corresponding to an ingredients list and a set of processes corresponding to a list of cooking instructions; or else an indication that the dish cannot be made from the set of foods the user has

access to (the formula is unprovable).

Content Organisation FASTFOOD is concerned not only with generating a recipe, but also with ensuring the recipe is time efficient. Improvements in time efficiency can be achieved by performing multiple tasks at once: it is quicker to chop the carrots while waiting for the rice to boil than to wait for the rice to boil and then chop the carrots. The information on how to achieve efficiency is expressed by the third of the NLG subtasks: content organisation. FASTFOOD must determine the order in which instructions are to be performed, and provide an indication of which are to be performed simultaneously, i.e. when to print successive instructions together in the form ‘while A, B’. The output of the content organisation phase is an ordered list of processes, some of which have been marked as warranting concurrent execution.

Content Realisation The final phase is to create text from the organised content. Each process contains an imperative formed by an, often simple, combination of the action and food class from which the process was formed in the content production phase. The realised text is a successive printing of each imperative in the organised list of processes generated in the previous phase; along with the ingredients list, the total cooking time, and the times during the cooking at which the cook will be passive.

Of these 4 stages, the greatest distinction is between the first and the other three. Content production creates a database which can be stored and then used to generate various recipes in response to user input. It need only run when this database is updated (e.g. when the program is taught new foods, see Section 2.3). The other three stages run every time a recipe is generated.

The temporal optimisation module that constitutes the discourse organisation stage is included for two reasons. Firstly, it demonstrates that the discourse representation system is robust enough to allow meaningful inference of the sort that might be made by a human cook. Secondly, it is of practical benefit to a user, and the growing area of smart kitchen appliances has specifically called for a representation of the cooking process that facilitates temporal optimisation Hamada et al. [2005], Reichel et al. [2011]. An indication of the passive times during the recipe is felt to be a useful additional piece of information for a cook; and the temporal optimisation method already employs a notion of active vs. passive time, so this information can be extracted naturally. Figure 1 shows an example of a possible input-output pair for FASTFOOD.

The remainder of this paper is structured as follows.

Section 2 describes the representation system in FASTFOOD. Section 2.1 addresses some problems with using discourse referents in the domain of cooking recipes. Section 2.2 introduces FASTFOOD’s representational structures, descriptive strings and processes. Section 2.3 briefly relates this representational system to a long standing philosophical debate on the nature of names and descriptions.

Section 3 describes how a database of all content, containing a set of descriptive strings and a set of processes, is produced. Section 3.1 gives an overview of the productive method. Section 3.2 explains how two types of structure, cooking actions and food classes interact to produce a number of descriptive strings and processes. Section 3.3 describes the elements of the system created to deal with the existence of multiple descriptions for the same dish e.g. ‘chips’ vs. ‘fried sliced potatoes’.

Section 4 is an exposition of the algorithm used to select the discourse content for a recipe. Section 4.1 directly describes the algorithm that selects the appropriate descriptive strings and processes from FASTFOOD’s internal database in response to a user input. Section 4.2 compares this algorithm with automated methods of parsing and, in more detail, with Automated Theorem Proving.

Section 5 describes the temporal optimisation module. Section 5.1 gives an overview of the optimisation problem. Sections 5.2 and 5.3 respectively expoit the two main components of the algorithm employed to solve this problem.

Section 6 describes the method of producing text from the organised discourse content formed by the algorithms of the previous Sections.

Section 7 is a worked example. It walks through the steps taken by FASTFOOD in the generation of the output in Figure 1: a recipe for the dish described by the descriptive string ‘vegetable dahl’.

Section 8 relates FASTFOOD to the existing literature on NLP of cooking recipes. Section 8.1 conducts a comparison with an early example of an NLG system for cooking recipes, Dale [1990]. Section 8.2 discusses an instance of the more common NLU approach, specifically a technique for depicting recipes as workflows. A potential problem with this technique is demonstrated, and it is shown that workflow representation is easily accomplished in FASTFOOD.

For algorithm description, a basic style Pseudocode is used. Syntactic definitions are, where appropriate, given in Backus-Naur Form. A Python

INPUT:

'vegetable dahl'

OUTPUT:

vegetable dahl

Time: 53mins

Ingredients:

coconut milk

raw carrot

raw broccoli

lentils

water

Instructions:

0mins: while fill pot with water and bring to boil, chop the carrot and chop the broccoli

5mins: while boil the lentils for 45min, fry the vegetables

50mins: strain the lentils

51mins: mix together the vegetables, coconut milk and boiled lentils

Passive times:

from 2mins30s to 3mins while fill pot with water and bring to boil from 12mins30s to 45min while add lentils to boiling water and cook for 45min

Figure 1: An example of an input-output pair, the user inputs the title of a dish and receives a recipe for that dish along with the total cooking time and the passive intervals that occur during the recipe.

implementation is available at <https://github.com/Lou1sM/FastFood>.

2 Representation System

This section describes the format in which discourse content is represented in FASTFOOD. Section 1.1 discusses problems arising from the use of discourse referents in the domain of cooking recipes, and explains why they are not used here. Section 1.2 expositis the structures termed descriptive strings and processes, which together form the representation structure. Section 1.3 sketches a brief connection between this representation choice and a long standing philosophical debate on the nature of names, objects and descriptions.

2.1 Problems with Discourse Referents

Discourse referents constitute a popular and often useful method for semantically representing a discourse. Each discourse referent corresponds to an entity discussed in the discourse, and the semantics of the discourse can then be described as various changes in the properties of these referents. Discourse referents have been used with success for a number of different purposes: e.g. modelling of anaphoric reduction Kamp et al. [2011], topic segmentation/document summarization Webber et al. [2012], and opinion mining Indurkha and Damerau [2010], Mooney [1996], Sarawagi [2008]. However, in the domain of cooking recipes, their use may be problematic. Cooking is essentially an activity which makes new things out of old things, so we would expect entities to come into and out of existence over the course of a recipe; and for a representational system based on these entities, this irregularity in the ontology presents some difficulties. Firstly, how could it be determined whether a new noun phrase calls for a new referent? It does not seem that chopped carrot should indicate something entirely new, rather it should be a modification of the already existent, (raw) carrot; but perhaps the same cannot be said of carrot puree or carrot soup. Some actions transform one thing into another whereas some simply modify the original, and deriving a definite rule to distinguish is non-trivial. A second, related, problem is in accounting for the disappearance of individuals. After an instruction like ‘add the salt to the boiling water’ there is no longer (at least in the immediate sense) an individual called ‘the salt’; whereas after ‘add the quinoa to the

boiling water’ the entity corresponding to the ‘the quinoa’ is extant. The latter might be followed by ‘strain the quinoa’, but the former could not be followed by ‘strain the salt’. Some additions constitute combinations in which the parts are no longer easily distinguishable or separable, and some do not; and again there is no obvious rule to capture this difference. Indeed, even among artificial intelligence programs specifically designed for chemical reasoning it is not clear that there would be anything capable of a cook’s intuitive understanding of transformation vs. modification, or of reversible vs. irreversible combinations McCudden [2017]. Despite being a fruitful approach elsewhere, the utilisation of discourse referents encounters difficulties in the domain of cooking recipes, and so they are not employed in the current representation.

2.2 Descriptive Strings and Processes

The fundamental representational unit used in FASTFOOD is a structure called a descriptive string. Intuitively descriptive strings can be thought of as a partial description of the state of affairs at some stage during the carrying out of a recipe. Formally they are written as strings in natural language—‘there is a mixture of fried vegetables and boiled lentils’, ‘there is chopped carrot in boiling water’. However, for the sake of simplification, the initial ‘there is’ is omitted. Descriptive strings are then used to define processes. Intuitively, processes correspond to the acts performed by the cook, e.g. chopping carrots. They are represented by an associative array containing five key-value pairs. Two of the entries in this array are (input,X) and (output,Y) where X and Y are sets of descriptive strings. Thus a process specifies a transition from one state of affairs, one set of descriptive strings, to another. Chopping carrots contains ‘raw carrot’ in the input and ‘chopped carrot’ in the output, i.e. chopping carrot is an action that begins with there being carrot and ends with there being chopped carrot. It is necessary to include three additional key-value pairs to facilitate the final discourse generation; the keys of these pairs are ‘time’, ‘f time’ (free time), and ‘direction’. The function of these three additional elements is explained fully in the following sections—time and free time in Section 5 and direction in Section 6—but essentially they refer respectively to the time taken to perform the process, the passive or free time that exists during this process and the natural language imperative that describes how to perform the process. The full syntactic definition of a process is given in (1.1). At times throughout

this paper, processes are referred to with respect to certain elements of the array, depending on which are most relevant to the context. For example, in the content selection algorithm (Section 4) it is only the inputs and outputs that are relevant; whereas in the temporal optimisation algorithm (Section 5) it is only the time and free time that are relevant. However, semantically processes are most accurately thought of in terms of their input and output, as a transformation from one state to another.

$$\begin{aligned}
\langle process \rangle & ::= \langle input-pair \rangle \langle output-pair \rangle \langle time-pair \rangle \langle free-time-pair \rangle \\
& \quad \langle direction-pair \rangle \\
\langle input-pair \rangle & ::= \text{'input'} \langle descriptive-string \rangle \\
\langle output-pair \rangle & ::= \text{'output'} \langle descriptive-string \rangle \\
\langle time-pair \rangle & ::= \text{'time'} \text{ integer} \\
\langle free-time-pair \rangle & ::= \text{'f time'} \text{ integer} \\
\langle direction-pair \rangle & ::= \text{'direction'} \langle direction \rangle \\
\langle direction \rangle & ::= \text{string (1.1)}
\end{aligned}$$

An ingredients list is represented by a set of descriptive strings, and a list of cooking instructions is represented by a list of processes. Together, the ingredients list and the cooking instructions form the discourse content selected for a given recipe in FASTFOOD (the output of the algorithm described in Section 4.1)¹.

$$\begin{aligned}
\langle selected-content \rangle & ::= \langle ingredients-list \rangle \langle action-list \rangle \\
\langle ingredients-list \rangle & ::= \langle descriptive-string \rangle | \langle descriptive-string \rangle \langle ingredients-list \rangle \\
\langle action-list \rangle & ::= \langle process \rangle | \langle process \rangle \langle action-list \rangle \quad (1.2)
\end{aligned}$$

The only constraint on descriptive strings is a semantic one, that they describe a state of affairs. In FASTFOOD this description takes place through English, but there are many other systems for describing a state of affairs—a

¹This content must then be organised (Section 5) before it is passed to the content realisation stage, Section 6.

different natural language, logical notation², digital images or data representing cooking related measurements e.g. the temperature of the oven.

The possibility of replacing natural language descriptions with images in FASTFOOD suggests a compatibility with the recent attempts to examine the relationship of NLP and computer vision in the domain of cooking recipes Oh et al. [2015], Hamada et al. [2004, 2000]; and the potential to use measurement data would possibly facilitate application to the growing industrial area of smart kitchen appliances, Hamada et al. [2005], Reichel et al. [2011], Zhao et al.. However any more than a suggestion of these possible extensions is outside the scope of this paper. In short, any structure capable of describing states of affairs could be used, and a modification of FASTFOOD such as that briefly discussed in Section 8 could involve replacing descriptive strings with another such structure. However, in the current version, descriptive strings are the most convenient choice.

2.3 Things vs Descriptions

A representation system in terms of states of affairs can be seen to be related to a long-standing philosophical debate on the logical and semantic properties of names, objects and descriptions. Introduced in its current form by Gottlob Frege (1984), this debate is now well over 100 years old Russell [1905, 1910], Searle [1958], Quine [1948], French et al. [1979] and, though the relevance of the vast resulting literature to the present discussion is somewhat indirect, it is felt to be worthy of mention nonetheless. The central point has been to question what is indicated by using a name, whether names are essential and, if not, what they might be replaced with. Now it should be noted that typically the discussion was of named objects vs. definite descriptions, and upon reflection cooking recipes cannot contain either definite descriptions or uniquely identifying names. If they did they would become chronicles of one particular instance of cooking, for example describing what took place in

²Replacing descriptive strings with a logical notation is discussed in the comparison with EPICURE in Section 8.1. It might seem that replacing descriptive strings with statements of predicate logic such as ‘Chopped (carrot) and chopped (broccoli)’ would mean using discourse referents (‘carrot’ and ‘broccoli’) after all. However, as described above, the procedural component of recipe discourse is represented by a list of processes, not by a sequence of states of affairs; so even if descriptive strings were to be replaced with predicate logic statements, it would still be inaccurate to say that the discourse is represented in terms of discourse referents.

John’s kitchen yesterday, rather than the blueprint for a potentially infinite number of such chronicles that we expect them to be. The idea of a name can be employed in a looser sense to provide a reference to an entity, rather than attaching an enduring label to it—‘the carrot’ as opposed to ‘Louis Mahon’.³ For example it is this looser sense at play in the technique of Named Entity Recognition (discussed in Section 8.2). However, to avoid confusion remainder of this paper equates the term ‘name’ with proper names, such as ‘Louis Mahon’.

With an acknowledgment of the difference between named entities and discourse referents in mind, a parallel can be drawn between names vs. definite descriptions on one hand, and discourse referents vs. states of affairs on the other. A particular connection might be seen with Russell’s (1905) well-known analysis of ‘the present king of France’ as being anything that fits the description of being the present king of France, or Searle’s claim that names are merely ‘pegs on which to hang descriptions’ (1958, p172). These both suggest that a descriptions are more fundamental than named objects. Even Wittgenstein’s famously cryptic remark that ‘the world is the totality of facts, not of things’ (1961) can be broadly interpreted as stating that everyday objects, such as tables and chairs, supervene on states of affairs (see Miller [2017], Copi and Beard [2013], Georgallides [2015] for discussion of a more detailed interpretation). The key point of similarity is that entities (whether named or not) are not essential, but rather to be used only when convenient. In many circumstances it is indeed efficacious to be able to group multiple properties together. Consider for example the success of discourse segmentation methods based on changes in the discourse referents being used (Fragkou [2017], Bayomi et al. [2015]: if entities are in fact pegs holding together multiple properties or ideas then it would be expected that identifying a change in the entities under consideration would be an effective way of sectioning a text (more effective than, for example, identifying a change in the verbs being used). However, in the cooking domain, whose central purpose is to manipulate and recombine to produce a desired outcome, the same properties do not remain together for very long. Consequently entity based understanding, which often offers a simplification, was felt to be less appropriate than a representation system in terms of states of affairs.

³See Evans (1982) for a comprehensive discussion of different sorts of names and references.

3 Content Production

In the terminology used in this paper, content production refers to the method of establishing all the content that could potentially appear in a discourse. As described in section 1, FASTFOOD represents discourse content using descriptive strings and processes; thus the result of the work described in this chapter is the creation of a database described in

can_make ← set of all descriptive strings recognised by FASTFOOD
skills ← the set of all processes recognised by FASTFOOD.

This database can then be accessed by the algorithms described in the following Sections whenever a user input is made. Section 3.1 gives an overview of what is required of the productive method. Sections 3.2 and 3.3 introduce food classes, actions and synonyms, the three types of structure that form the essential components of the production of *can_make* and *skills*.

3.1 Overview of Productive Method

One possible way of producing these sets would be to encode them extensionally. A simple hypothetical extensional definition, termed *skills** and *can_make** is given in Figure 2, along with a demonstration of how it would be used to represent a recipe for ‘avocado on toast’.

Extensional definition works in this example, but extending the domain to include multiple recipes drastically increases the size of *can_make* and *skills*. Due to the specificity of each descriptive string –‘chopped carrot’ describes a separate state of affairs to ‘chopped peeled carrot’–and because processes are defined on specification of both an input and an output string, a large number of similar processes would need to be written separately, as e.g. in Figure 3. In its current version FASTFOOD recognises over 400 processes (*can_make* has order greater than 400) and any expansion would further increase this number. Therefore manual encoding is not a feasible approach. Instead, the discourse content is produced intensionally by the interaction of several types of structure, as described in the following two sections.

3.2 Food Classes and Cooking Actions

This section discusses two types of structure used as part of this intensional production of *can_make* and *skills*. These structures are cooking actions

```

can_make*      =  {'bread', 'toast', 'avocado', sliced
                  avocado', 'avocado on toast'}

toast_bread   =  {(input, {'bread'}),
                  (output, {'toast'}),
                  (time, 120),
                  (f time, 105),
                  (direction, 'toast the bread')}}

slice_avocado =  {(input, {'avocado'}),
                  (output, {'sliced avocado'}),
                  (time, 60),
                  (f time, 0),
                  (direction, 'slice the avocado')}}

make_avocado_toast =  {(input, {'toast', 'sliced avocado'}),
                       (output, {'avocado on toast'}),
                       (time, 30),
                       (f time, 0),
                       (direction, 'place avocado on toast')}}

skills*       =  {toast_bread, slice_avocado,
                  make_avocado_toast}

ingred_list   =  {'bread', 'avocado'}

skills*       =  {make_avocado_toast, toast_bread,
                  slice_avocado}

selected_content =  (ingred_list, action_list)

```

Figure 2: Example extensional definition.

```

chop_raw_carrot      =  {(input, {'raw carrot'}),
                        (output, {'chopped carrot'}),,...}

chop_peeled_carrot  =  {(input, {'peeled carrot'}),
                        (output, {'chopped peeled carrot'}),,...}

chop_raw_broccoli   =  {(input, {'raw broccoli'}),
                        (output, {'chopped broccoli'}),,...}

chop_peeled_potato  =  {(input, {'peeled potato'}),
                        (output, {'chopped peeled potato'}),,...}

```

Figure 3: Example of the many redundant processes that extensional definition requires.

and food classes. Intuitively, cooking actions can be thought of as verbs and food classes as nouns. The current version of FASTFOOD contains 8 cooking actions, including chop, boil, mash and soak; and a number⁴ of food classes including broccoli, coconut milk, potato and pasta. The formation of *skills* requires a specification of how these interact to obtain meaningful processes. The term ‘meaningful’ is used to describe a process that it is pertinent for FASTFOOD to consider; this excludes those that may be called physically impossible, such as chopping coconut milk along with those that may be possible but are highly impractical, such as soaking pasta.

A food class and cooking action are called compatible if they can together produce a meaningful process. Syntactically, each action is a set of processes of a similar form. For example, part of the form for chop is that the output is ‘chopped’ concatenated with the input. These sets are formed separately and then their elements are all added to *skills*. There are some differences between actions, such as the inclusion of ‘oil’ in the input of frying and ‘boiling water’ in the input of boiling, however the structure is essentially the same for each. The general form for chop is given in (2.1).

⁴This number is different at different points in the production phase, see Figure 2.2.

$$\begin{aligned}
\langle \textit{chop-process} \rangle & ::= \langle \textit{chop--input"-pair} \rangle \langle \textit{chop--output"-pair} \rangle \langle \textit{chop-time-pair} \rangle \\
& \quad \langle \textit{chop-ftime-pair} \rangle \langle \textit{chop-direction-pair} \rangle \\
\langle \textit{chop-input-pair} \rangle & ::= \textit{'input'} \langle \textit{choppable-food} \rangle \\
\langle \textit{chop-output-pair} \rangle & ::= \textit{'output'} \textit{'chopped'} \langle \textit{choppable-food} \rangle \\
\langle \textit{chop-time} \rangle & ::= \textit{'time'} \textit{integer} \\
\langle \textit{chop-ftime} \rangle & ::= \textit{'f time'} 0 \\
\langle \textit{chop-direction} \rangle & ::= \textit{'direction'} \textit{'chop the'} \langle \textit{choppable-food} \rangle \quad (2.1)
\end{aligned}$$

The element referred to as ‘choppable-food’ must, as per the syntax of a process in (1.1), be a descriptive string. However, some descriptive strings would produce non-meaningful processes. Thus, it is specified which descriptive strings are compatible with which actions. Rather than define a separate set of suitable descriptive strings for each cooking action, a single set of descriptive strings is used, each accompanied by an indication as to which cooking actions it is compatible with. For example, the descriptive string ‘avocado’ is compatible with chop and mash, but not with boil. This information is encoded by a tuple containing a number of Booleans. Each Boolean indicates compatibility with each of the cooking actions; the tuple containing ‘avocado’ would have elements indicating compatibility with chop and mash, and others indicating incompatibility with soak and boil. These tuples are termed food classes. Based on what has been said so far, food classes are a descriptive string and 8 Booleans (indicating True or False for each of the 8 cooking action). However, two modifications to this characterisation are necessary. Firstly, a binary True/False as to whether a given descriptive string is compatible with a given cooking action misses the fact that the same cooking action may take more or less time depending on the descriptive string. Having True for boil in both ‘lentils’ and ‘spinach’ doesn’t allow for the fact that boiling spinach is considerably quicker than boiling lentils. So, instead of True or False, the element is either False or an integer, the latter specifying the ‘time’ value of the process that will be produced. This element is referred to as an indicator. Secondly, some sets of food classes are similar, both in their descriptive string and in their indicators, and it is therefore efficient to define them off the back of one another. For example the food classes for ‘peeled carrot’ can be defined from that for ‘raw carrot’ by replacing ‘raw’ with ‘peeled’ in the descriptive string, and changing the peel indicator to False (to encode the fact that you cannot peel a carrot once

it has already been peeled). This is done by splitting the descriptive string into two parts, called the root and the state. The full syntax for food classes is shown in (2.7).

$$\begin{aligned} \langle \text{foodclass} \rangle & ::= \langle \text{root} \rangle \langle \text{state} \rangle \langle \text{Indicator} \rangle \langle \text{Indicator} \rangle \langle \text{Indicator} \rangle \langle \text{Indicator} \rangle \\ & \quad \langle \text{Indicator} \rangle \langle \text{Indicator} \rangle \langle \text{Indicator} \rangle \langle \text{Indicator} \rangle \\ \langle \text{indicator} \rangle & ::= \text{False} \mid \text{integer} \quad (2.7) \end{aligned}$$

For each cooking action, a function is defined that acts on a food class, modifies the state and certain indicators and produces a new food class. So the function for peel changes the state to ‘peeled’ and changes the peel indicator to False. The formal description of these functions is given in Algorithm 1. The descriptive string of a food class formed by combining its root and state will be termed its ‘description’.

$$f[\text{description}] \leftarrow \text{set of all descriptive strings recognised by FASTFOOD} \quad (1)$$

Then, an initial set of food classes, *foods*, is specified extensionally (20 in the present version of FASTFOOD) and Algorithm 2, which produces descriptive strings to be placed in *can_make* and processes to be placed in *skills*, adds many more food classes to *foods* along the way. First, the algorithm adds the descriptive strings for each of these food classes to *can_make*. Then *foods* is iterated through and for each food class *f*: the set of cooking actions is iterated through, and if *f* is compatible with a food class *c*, then a process is produced based on properties of both *f* and *c*. The output of each new process forms the basis for the production of a new food class, which is then added to *foods*. Thus, there is a recursive production where food classes combine with cooking actions to produce processes and also new food classes.⁵ Finally, the output of every element of *skills* is added to *can_make*. At this point in the production phase, *skills* includes all processes formed from the interaction of the appropriate foods classes and cooking actions, and *can_make* contains all descriptive strings that are inputs or outputs to these

⁵In theory this recursion could run forever. However, the changes in indicators are designed in such a way that this never happens. Specifically, every function sets the Boolean corresponding to itself as False (Chop sets *choppable* = False, Boil sets *boilable* = False etc.) and once it is changed it is never changed back. Thus the number of iterations for each food class is limited by the number of actions, in this case 8. This is done by restraint, not by constraint; it is a factor which must be borne in mind when defining the effects of the cooking actions.

processes. These are then added to by the structures discussed in Section 3.3.

Algorithm 1 Formal description of functions used to create new food classes, $f[\text{choppable}]$, $f[\text{boilable}]$ and $f[\text{fryable}]$ refer respectively to f 's indicators for chopping, boiling and frying.

```
function CHOP( $x$ )
   $x \leftarrow$  a food class
   $\text{chopped\_}x \leftarrow x$  will be updated to show effects of chopping
   $\text{chopped\_}x[\text{state}] \leftarrow$  'chopped'
   $\text{chopped\_}x[\text{choppable}] \leftarrow \textit{False}$ 
  return  $\text{chopped\_}x$ 

function BOIL( $x$ )
   $x \leftarrow$  a food class
   $\text{boiled\_}x \leftarrow x$  will be updated to show effects of boiling
   $\text{boiled\_}x[\text{state}] \leftarrow$  'boiled'
   $\text{boiled\_}x[\text{boilable}] \leftarrow \textit{False}$ 
  return  $\text{boiled\_}x$ 

function FRY( $x$ )
   $x \leftarrow$  a food class
   $\text{fried\_}x \leftarrow x$  will be updated to show effects of frying
   $\text{fried\_}x[\text{state}] \leftarrow$  'fried'
   $\text{fried\_}x[\text{fryable}] \leftarrow \textit{False}$ 
   $\text{fried\_}x[\text{boilable}] \leftarrow \textit{False}$ 
  return  $\text{fried\_}x$ 
```

3.3 Synonyms and Ghosts

The ultimate goal of FASTFOOD is to receive a description of a dish as input and then output a recipe for that dish. In order to accomplish this, it must be able to understand the input description, i.e. the input description must be an element of *can_make*. The production method described in Section 3.2 produces only those descriptive strings constructed from combinations of the given cooking actions and food classes, e.g. 'chopped carrot', 'mashed chickpeas'; and this excludes the likes of 'hummus', 'ratatouille' or 'chips'. These latter sorts of description, unlike 'chopped carrot' have nothing in

Algorithm 2 Formal description of the algorithm used to produce many descriptive strings and processes, which are then stored in `can_make` and `skills`, `f[choppable]`, `f[boilable]` and `f[fryable]` refer respectively to `f`'s indicators for chopping, boiling and frying.

```

function PRODUCE_CONTENT(foods)
  foods ← predefined set of food classes
  chop ← ∅ , will be updated to contain all chopping-related processes
  boil ← ∅ , will be updated to contain all boiling-related processes
  fry ← ∅ , will be updated to contain all frying-related processes
  skills ← ∅ , will be updated to contain all chopping- boiling- and frying-
  related processes
  can_make ← ∅ , will be updated to contain recognised descriptive
  strings
  for each f in foods do
    add f[description] to can_make
  for each f in foods do
    if f[choppable] is an integer then
      chopped_f ← chop(f)
      chop_f ← (input, f[description]), (output, chopped_f[description]),
      (time, f[choppable]), (f time, 0), (direction, 'chop the 'f[root]
      add chopped_f to foods
      add chop_f to chop
    if f[boilable] is an integer then
      boiled_f ← boil(f)
      boil_f ← (input, f[description], 'boiling water'), (output, boiled_f[description]),
      (time, f[boilable]), (f time, f[boilable]−30), (direction, 'boil the 'f[root] for 'f[boilable]'
      add boiled_f to foods
      add boil_f to boil
    if f[fryable] is an integer then
      fried_f ← fry(f)
      fry_f ← (input, f[description]), (output, fried_f[description]),
      (time, f[fryable]), (f time, f[fryable]−120), (direction, 'fry the 'f[root] for 'f[fryable]'
      add fried_f to foods
      add fry_f to fry
  skills ← chop ∪ boil ∪ fry

```

their linguistic structure to indicate their physical structure. The production methods of Section 3.2 would apply the cooking action for frying to the descriptive string ‘sliced potato’ to produce ‘fried sliced potato’; but a human would instead use the description ‘chips’. Based on Section 3.2 FASTFOOD would be unable to understand this human description. The solution taken is to encode these anomalous descriptions, like ‘chips’, along with a corresponding one that could be understood by FASTFOOD, ‘fried sliced potato’. Such a relation between two strings, one of which is a descriptive string produced by the algorithm in figure 2.2, is defined syntactically in (2.8).

$$\langle \textit{synonym} \rangle ::= \langle \textit{descriptive-string} \rangle \langle \textit{descriptive-string} \rangle \quad (2.8)$$

For each synonym (x, y) a process is produced which has x as input, y as output, zero time, zero f time and empty direction. These processes are termed ghost processes and are defined syntactically in (2.9).

$$\begin{aligned} \langle \textit{ghost-process} \rangle & ::= \langle \textit{-input"-pair} \rangle \langle \textit{-output"-pair} \rangle \langle \textit{ghost direction} \rangle \langle \textit{ghost-time} \rangle \\ & \quad \langle \textit{ghost-f-time} \rangle \\ \langle \textit{input-pair} \rangle & ::= \textit{'input'} \langle \textit{descriptive-string} \rangle \\ \langle \textit{output-pair} \rangle & ::= \textit{'output'} \langle \textit{descriptive-string} \rangle \\ \langle \textit{ghost-direction} \rangle & ::= \textit{'direction'} \textit{' '} \\ \langle \textit{ghost-time} \rangle & ::= \textit{'time'} \textit{' 0} \\ \langle \textit{ghost-f-time} \rangle & ::= \textit{'f time'} \textit{' 0} \quad (2.9) \end{aligned}$$

In the case of ‘chips’, this results in Figure 4. A ghost process with input x and output y , allows FASTFOOD to simplify the search for a recipe for y to the search for a recipe for x . On a request for a recipe for chips FASTFOOD would, in virtue of G , interpret ‘chips’ as being capable of being made from ‘fried sliced potatoes’, and then begin searching for a recipe for the latter.⁶ G would initially be included in the discourse content, but would be removed after the content selection stage (see Section 4) and would make no appearance in the final generated output. Ghosts also provide a way of allowing for multiple methods of making the same dish, though this is an underdeveloped aspect of the current version of FASTFOOD. Chips may also be made by baking sliced potatoes, and so the synonym S' and the ghost G' are also defined. If the content selection algorithm (Section 4) were to select G then

⁶A more precise function of these ghosts can be understood in the context of the content selection algorithm (Section 4 and the worked example (Section 7)).

```

S           =   ('fried sliced potato', 'chips')

G           =   {(input, {'fried sliced potato'}),
                (output, {'chips'}),
                (time, 0),
                (f time, 0),
                (direction, '')}

```

Figure 4: Example of a synonym and the corresponding ghost process, for 'chips' and 'fried sliced potato'.

```

S           =   ('baked sliced potato', 'chips')

G           =   {(input, {'baked sliced potato'}),
                (output, {'chips'}),
                (time, 0),
                (f time, 0),
                (direction, '')}

```

Figure 5: Example of how synonyms and ghosts can allow for multiple ways of making the same dish: baking or frying potatoes to make chips.

the final generated discourse would be a recipe for chips by frying, whereas if it were to select G' the recipe would be by baking. A possible extension of FASTFOOD would be to choose the most appropriate recipe by requesting additional user input, i.e. asking the question ‘fried or baked?’. However, in the current version the selection is made at random. The existence of both Figure 4 and Figure 5 gives rise to the question of whether ‘chips’ and ‘fried sliced potato’ are in fact synonymous after all. If synonymy is an equivalence relation, and both S and S' both describe such relations, then this would seem to imply the spurious conclusion that ‘fried sliced potato’ is a synonym of ‘baked sliced potato’.⁷ From one perspective, the semantic relation between two elements of a synonym, is not one of synonymy at all, but rather hyponymy-hypernymy. Two words that share the same or a very similar meaning are said to be synonymous, e.g. ‘coriander’ and ‘cilantro’; whereas if the meaning of A is a subset of the meaning of B , e.g. ‘coriander’ and ‘herb’, then A is said to be a hyponym of B , and B a hypernym of A . Viewed this way, synonyms and ghosts are a method of expanding the vocabulary of FASTFOOD, e.g. to include ‘chips’, by specifying ‘chips’ as being a hypernym of an already understood description. Interestingly, there has been theoretical work expounding the importance of syntagmatic relationships such as hypernyms and hyponyms in the teaching of new vocabulary (Gao and Xu, 2013; Changhong, 2010); however discussion of such work is outside the scope of the present paper. Treating ghosts as a method of vocabulary teaching and weakening the corresponding syntagmatic relation from synonymy to hyponymy-hypernymy is one feasible interpretation which avoids the spurious conclusion that ‘fried sliced potato’ is synonymous with ‘baked sliced potato’.

Another feasible interpretation is to view ghosts as instructions specifying which descriptive strings can be replaced with which others—as will be seen in Section 3.1, a ghost process is selected for a recipe when the algorithm replaces a search for its output with a search for its input: if asked for a recipe for ‘chips’, G would allow FASTFOOD to replace ‘chips’ with ‘fried sliced potato’, and instead search for a recipe for the latter. This amounts to adopting a practical understanding of synonymy based on the ability to sub-

⁷This concern is purely semantic. Synonyms are ordered pairs—ghost processes do not exist in both directions—and so it would not be possible to use ‘chips’ as an intermediary and employ both S and S' to conclude that one can make ‘fried sliced potato’ from ‘baked sliced potato’ or vice versa. ¹³ See Cruse [2002] for a detailed analysis of the hyponym-hypernym relationship.

R = ('butter bean soup', 'reheated liquidised mixture of butterbeans, milk, cream and pureed vegetables'.)

Figure 6: Example of how specifying a synonym to describe the details of the dish you want to make.

stitute one term for another, and touches on some prior work based off such a definition. By employing various paraphrase extraction techniques to a number of online corpora, Ganitkevitch et al. (2013) have constructed a large database of paraphrases. This database has allowed a practical investigation of synonymous pairs based on the assumption that synonyms are words that can act as paraphrases for each other (Preotiuc-Pietro et al. [2016], Pavlick and Nenkova [2015], Koeva [2015]). However, as noted by Koeva (2015) synonymy understood in terms of paraphrasing doesn't always bear the formal properties of an equivalence relation—for example 'brain' and 'encephalon' may be thought of as synonymous, and 'brain' could likely be a substitute for 'encephalon' in the medical literature, but the reverse substitution could be incongruous in less formal discourse, and so the relation does not bear the symmetrical property.

By understanding synonymy in terms of paraphrasing, 'chips' could be interpreted as synonymous with the two descriptive strings above, without facilitating the spurious conclusion that these two strings are synonymous to each other. Certain synonyms are built in to FASTFOOD from the beginning—'hummus', 'chips', 'guacamole', 'pancakes' etc., but often such a synonym may be required of the user, for example if a recipe for 'butter bean soup' were requested, then the user would be required to add a synonym like that in Figure 6.

It may seem a shortcoming of the system that a user would have to specify much of the essential information, but there are two points in response to this. Firstly, as discussed, synonyms can be interpreted as teaching FASTFOOD new vocabulary, so repeated use would improve its function: a more experienced version of the program would already know several synonyms for

(and hence, recipes for) ‘butter bean soup’⁸. Secondly, the question ‘what exactly do you mean by butter bean soup?’ is exactly the sort of question a menu reader, or personal chef, might ask. The description ‘butter bean soup’, like ‘chips’ is ambiguous in natural language, and the hesitation of FASTFOOD is an appropriate response to this ambiguity.

The production method of Section 3.2 produces a large number of descriptive strings of various precise forms. However, the input made by a user may not be of such a form, and it is essential that FASTFOOD understand the user input. Two types of structures, synonyms and ghost processes, are defined to help ensure this understanding. These structures touch on two theoretical issues; one relating to the role of syntagmatic relations in vocabulary learning, and the other to differing understandings of the synonymy relation. After the production of the ghost processes, they are added to *skills*, and *can_make* is updated accordingly.

The result of the methods of this chapter are the creation of a database consisting of a set of processes, called *skills*, and a set of descriptive strings, called *can_make*. This database can be stored and then accessed by the algorithms described in the following chapters whenever a user input is made. These content production methods need only be run when FASTFOOD is updated; i.e. on the addition of new food classes, cooking actions, or synonyms.

4 Content Selection

The algorithm in this section requires the following for operation:

- the database produced by the methods of Section 3, consisting of *can_make* and *skills*
- a user description of the desired dish in a form understood by FASTFOOD, i.e. a descriptive string that is an element of *can_make*
- user specified subset of *can_make*, called *supplies*, corresponding to all foods the user has at home

⁸FASTFOOD currently chooses randomly between multiple recipes for the same dish, but an extension of the system would allow a more intelligent choice, such as one guided by requesting further user input.

The algorithm can then select which elements of *can_make* are required as ingredients, and which elements of *skills* are required to transform the ingredients into the desired dish. If the ingredients are not all in *supplies*, then the program terminates with output ‘insufficient ingredients, you need: A_1, A_2, \dots, A_n ’ where $\{A_1, A_2, \dots, A_n\} = \textit{ingred_list} \setminus \textit{supplies}$. The formal syntax of a selected discourse content is given in (1.2). Section 4.1 discusses the algorithm for selecting both the subset of *supplies* that will form the ingredients list, and the subset of *skills* that will collectively transform the ingredients list into the desired dish. Section 4.2 relates this algorithm to a procedure known as parsing and, in more detail, to well established work in the field of Automated Theorem Proving.

4.1 Selection Algorithm

Equipped with *skills* and *can_make* derived from the content production phase (Section 3) and *supplies* as specified by the user, the Algorithm 3 can select the appropriate content for a recipe for the desired dish.

First, the descriptive string for the desired dish is set as the sole element of the list *looking_for*. The following is then performed until this list is empty: if the first element of the list is in *supplies* then it is removed and added to *ingred_list*; otherwise, if the first element of the list is not in *can_make* then it is removed and added to *needed*; otherwise, a process is found with the first element of the list as output (a failure of the previous condition guarantees that such a process exists), the element is removed and the inputs of the process are added to the end of the list, the process is added to *action_list*. If, after this loop, *needed* is non-empty then the dish cannot be made with the current supplies, and so the program terminates and the elements of *needed* are printed, preceded by the directive ‘Insufficient ingredients, you need:’. Otherwise *ingred_list* and *action_list* are returned to the content organisation phase (Section 5). Section 3.3 explicated ghost processes and mentioned that, in addition to their primary function of helping to ensure the user input is understood, they present a method for dealing with multiple ways of making the input dish. However, it can be seen in Algorithm 3 that the current content selection algorithm does not support this: only a single selected content is returned for each user input. The desired extension could potentially be achieved as follows. For each element X in *looking_for* that is not in *can_make*, search through *skills* and find every process that has X as output (the current version only finds one such process), and then

Algorithm 3 Algorithm that selects the appropriate ingredients (descriptive strings) and steps (processes) to form a recipe for a dish requested by the user.

```
function SELECT_CONTENT(dish)
  ingred_list  $\leftarrow \emptyset$ , will contain ingredients that are in supplies
  needed  $\leftarrow \emptyset$ , will contain ingredients that are not in supplies
  action_list  $\leftarrow \emptyset$ , will contain all processes required to make the dish
  looking_for  $\leftarrow$  list containing only the dish, items will be removed from
  this list by (a) finding them in ingred_list (b) placing them in needed or
  (c) finding a process for which they are the output and replacing them
  with the corresponding inputs
  while looking_for  $\neq \emptyset$  do
    for each item  $\in$  looking_for do
      if item  $\in$  supplies then
        remove item from looking_for
        add item to ingred_list
      else if item is not in can_make then
        remove item from looking_for
        add item to needed
      else
        for each p  $\in$  skills do
          if item is an output of p then
            remove item from looking_for
            add the inputs of p to looking_for
            add p to action_list
            break
    if needed ==  $\emptyset$  then
      return ingred_list, action_list
    else
      Print 'Insufficient ingredients, you need:'
      for each x  $\in$  needed do
        Print x
```

consider a separate case⁹ for each such process. Each case would lead to a different selected content, which would correspond to different recipes for the desired dish. In the absence of such an extension, the content selection phase acts on the produced database of *can_make* and *skills*, along with the user input describing the desired dish and the foods on hand, and returns a single selected content consisting of a set of descriptive strings called *ingred_list*, and a set of processes called *action_list*.

4.2 Comparison with Parsing and Automated Theorem Proving

This section conducts a comparison of the above method of content selection with two existing types of algorithms: parsers and Automated Theorem Provers. Parsing is the general term for any technique that analyses a string of symbols in terms of its role in a Formal Grammar. A Formal Grammar, as it is considered here, is a set of rewrite rules, which describe how certain symbols can be rewritten as others, along with a privileged start symbol from which the rewriting process may begin. A subset of these symbols are defined to be terminal, and the set of all generated strings composed purely of terminal symbols is defined as the language of the formal grammar.¹⁰ A prototypical instance of parsing is to determine whether a given string is part of a given language, and if so to identify the production rules from which it can be generated. For example, treating natural language as a formal grammar, a sentence can be parsed to determine whether it is grammatical and, if so, to produce a diagram, sometimes called a parse tree, detailing its grammatical structure.¹¹ The similarity with the SELECT_CONTENT algorithm Algorithm 3 can be seen by equating production rules to processes, terminal symbols to the descriptive strings in *supplies*, and non terminal symbols to all other descriptive strings. Both techniques aim to establish a

⁹Of course this is an incomplete specification. Further information would be required on how these separate cases were considered.

¹⁰For discussion of formal grammars see Meduna [2014], Chomsky [1956].

¹¹Describing natural language is in fact the original use of Formal Grammars and can dated back to the 5th century BC, when the Indian linguist Panini used a Formal Grammar to describe grammatical properties of Sanskrit Bronkhorst [2001], Cardona [1997]. Over 2000 years later, Noam Chomsky (1956, 1957, 1963) proposed a rigorous system for understanding English syntax in terms of Formal Grammars; and there have been many consequent developments in techniques for parsing natural language sentences, Collins [2003], Tomita [2013].

connection between a given element (dish/start symbol) and a given set of elements (subset of *supplies*/string of terminal symbols) by applying certain transformations (processes/rewrite rules).

However they are not identical for two reasons. Firstly, the set of symbols in a string is ordered, whereas the descriptive strings in *ingred_list* are not—the parse of a natural language sentence would change if the order of the words was changed, but the same is not true with respect to the ingredients list of a recipe. This difference is worthy of note, but it turns out not to be insurmountable. One could use a Formal Grammar that did not discriminate based on order: a Formal Grammar such that for every permutation P and rewrite rule¹²

$$a_1, \dots, a_n \rightarrow b_1, \dots, b_n,$$

there also exists a rule

$$a_1, \dots, a_n \rightarrow P(b_1, \dots, b_n).$$

Indeed, there has been significant work on applying parsing techniques to unordered (or only partially ordered) domains such as image recognition Hongxia and Li [2008], Elliott and Keller [2013], Zhao et al. [2010] and narrative comprehension of stories (Zhang [1994] and the references therein). A more substantial barrier to analysing SELECT_CONTENT as a form of parsing is a fundamental difference in their input and output. In a sense, the two proceed in opposite directions: parsing determines, for a given string, whether it can be derived by applying various production rules to a starting symbol, and if so it identifies these production rules; FASTFOOD determines, for a given dish, whether it can be made by application of various processes to a collection of descriptive strings, and if so it identifies these processes. The former receives a string of terminals as input and attempts to relate this string to a single pre-defined (start) symbol, the latter receives a single symbol as input and attempts to relate it to a pre-defined set of non terminals. This difference should not be confused with that between bottom up and top-down parsing. Top-down parsing, as in Earley [1970] or Frost et al. [2007] applies rewrite rules to the start symbol to attempt to derive a given string; bottom-up parsing, as in Kasami [1966] or Hall et al. [2003] applies rewrite rules (or, more precisely, their inverses) to a given string to attempt to derive

¹²Many common Formal Grammars, for example Context Free Grammars, only include rewrite rules containing a single non-terminal on the left hand side. However, there is no reason to restrict the present discussion beyond the more general case.

the start symbol;¹³ but in both cases, the string is the input, whereas the corresponding structure of SELECT_CONTENT—the ingredients list—is in the output. As a related point, the start symbol in Formal Grammars is unique, but the corresponding element in SELECT_CONTENT is the input query, the dish for which FASTFOOD is being asked to compute a recipe, and any recipe generation program should be able to work with more than one dish. In light of these differences, the task performed by SELECT_CONTENT can be understood roughly, but not be exactly, as a form of parsing.

Another fruitful comparison is that with Automated Theorem Provers (ATP). An ATP is an algorithm that seeks a method of proving a formula P from a known list of axioms and implicational rules. In the case of a backwards chaining ATP, the basic method for proving P is to search for an implication R with consequent P , thus reducing the search for P to a search for the antecedents of R , and continue to apply this method to these antecedents until the formulae to be proved are all in the list of axioms. If this can be done then P can be established as a theorem provable by the axioms reached and the implicational rules used to reach them.¹⁴ When compared with the SELECT_CONTENT algorithm, the set of axioms corresponds to *supplies*, the implications to *skills*, and P to the desired dish. Deriving a proof of the formula P corresponds to generating a recipe for the dish. One important difference between ATP and SELECT_CONTENT is that the latter contains explicit implications, ‘raw carrot’ \rightarrow ‘chopped carrot’, and the former implicational rules e.g. $(P \rightarrow Q)$. Implicational rules are more widely applicable than explicit implications. Indeed, processes can only be applied if the consequent (output) exactly matches a specific proposition to be proved, whereas implicational rules can describe an arbitrary number of implications. The consequent of modus ponens for example, can be matched to any formula and so the search could proceed indefinitely: proving P_1 could be reduced to proving P_2 and $(P_2 \rightarrow P_1)$, then proving P_2 could be reduced to proving P_3 and $(P_3 \rightarrow P_2)$.¹⁵ Without additional constraints, there is no end to the number of implications available to a theorem prover containing modus po-

¹³See Aho et al. [1986] for an overview of different parsing methods and Rau and Jacobs [1988] for an attempt to integrate the two approaches.

¹⁴For a full exposition of the various approaches to Automated Theorem Proving, see Geffner [2013]

¹⁵Such a possibility recalls Lewis Carroll’s famous discussion of the validity of Modus Ponens in a conversation between Achilles and the Tortoise (1895).

nens, no point at which it will have exhausted all options. In the case of `SELECT_CONTENT` however, if a formula (descriptive string) doesn't exactly match the consequent of any rule (isn't in *can_make*) then there are no options left and the formula can be declared unprovable (the dish unmakeable). The difference is an advantage of `SELECT_CONTENT`. Formally, it means that given a set of foods and cooking actions, the set of makeable dishes is recursive, whereas it has long been known that the set of provable formulae is merely recursively enumerable Gödel [1929]. Practically, it means that `SELECT_CONTENT` is largely immune to the significant danger faced by ATP of being led down blind alleys and failing to halt. Heuristics are necessary to guide ATP search in an 'intelligent' direction, e.g. not continue to apply modus ponens as above. Indeed much of the initial work of computer scientists in 1950s and 1960s concerned ATP and, working largely within rigid systems such as Principia Mathematica, they enjoyed some success; but it was soon realised that development of more effective heuristics would be necessary to move the enterprise forward (see Loveland [2016] or Bledsoe [1984] for a discussion of the early developments in automated theorem proving). Such a situation has persisted: robust automated theorem proving is still very much an open problem Avigad and Harrison [2014], and the bulk of the work in the area is still devoted to intelligent proof guidance Sutcliffe and Suttner [2001], Urban et al. [2010], with a growing trend to derive such guidance from machine learning (Loos et al. [2017], Schulz and Sutcliffe [2015], Bridge et al. [2014]). In contrast, `SELECT_CONTENT` can show success in the absence of any search heuristics whatsoever.

Another problem faced by Automated Theorem Provers is that the resulting proofs, when they are obtained, are often extremely long and difficult for human readers to understand Fontaine et al. [2011]. As a result, there have been considerable efforts to increase the readability of such proofs, for example by removing superfluous or repeated inferences Fontaine et al. [2011] or by graphically representing parts of the reasoning process Flower et al. [2004], Stapleton et al. [2007]. The inferences made by mathematicians are of a much higher order than the fundamental implicational rules such as modus ponens, a single step in the head of a mathematician might correspond to thousands or even tens of thousands of logical inferences Fontaine et al. [2011], and so a proof written in logical notation may be exceptionally long. `SELECT_CONTENT` on the other hand, does not face such problems. A cooking recipe is rarely more than a couple of pages: the average recipe has less than ten ingredients Kinouchi et al. [2008] and a brief search through 3

commercial recipe books Flynn and Dave [2016], Culleton and Higgs [2016], Gavin [2016] encounters nothing longer than 50 steps, with the vast majority being under 20.¹⁶ `SELECT_CONTENT` is therefore unlikely struggle with overly long output.

One potential issue with the treatment of recipe generation as theorem proving concerns resource sensitivity: applying a process results in the deletion of the input, whereas, in classical logic, applying a rule of inference does not delete the antecedent. So if the idea of chopping carrot were to be expressed as ‘raw carrot’ implies ‘chopped carrot’, then we could use the inference $A \wedge (A \implies B) \implies (A \wedge B)$ to incorrectly conclude that if there is raw carrot and we can chop carrots, then we could produce a state of affairs in which there is both raw carrot and chopped carrot. However this problem could be circumvented by a switch to a resource sensitive logic. Linear logic, for example, includes the notion of linear implication to describe cases in which the antecedent must be deleted in order to produce the consequent. There is a substantial literature on the potential of ATP in linear logic Galmiche [2000], Galmiche and Marion [1995], Galmiche and Perrier [1994].

The action of `SELECT_CONTENT` demonstrates that a simple backwards chaining ATP algorithm can effectively select discourse content for a recipe from a predefined database. Moreover, this method can be seen as particularly effective as two significant obstacles to ATP in mathematics—unmanageable search spaces and excessively long proofs—are unlikely to present themselves here.

A final point is that the two objects of comparison in this section, parsing and ATP, can themselves be constructively compared. This comparison is not explored in any depth here, but the characterisation of parsing as deduction has been conducted in detail by numerous authors Shieber et al. [1995] since its formulation by Pereira and Warren in 1983. The same idea is the basis of the significant work employing logic programming to parse natural language, Mooney [1996], Matsumoto et al. [1983], Stabler Jr [1983], logic programming being essentially a systematisation of simple ATP methods Lloyd [2012]. Both ATP and parsing, and particularly the former, have been seen to be

¹⁶The longest encountered was a recipe for Mushroom and Leek Pie with Roast Potatoes and Cabbage Culleton and Higgs [2016] p93.), which was analysed as containing 32 steps. Different analyses may produce slightly different figures, but it is unlikely that any of these figures would be over 50; and it is almost inconceivable that they would, as in the case of many ATP proofs, be in the thousands.

similar to FASTFOOD’s content selection algorithm; and readers wishing to, so to speak, complete the triangle, can consult the comprehensive literature relating ATP and parsing to each other.

5 Content Organization

5.1 Overview of the Optimisation Problem

The algorithm in the previous section is capable of selecting the discourse content for a recipe from a database (Section 3 given the necessary user input (Section 4). This selected content is represented as two sets:

- *ingred_list*: a set of descriptive strings corresponding to the ingredients list
- *action_list*: a set of processes each transforming one descriptive string into another, such that successive

application of the processes in *action_list* to *ingred_list* will produce the desired dish. The next phase is to organise this content, and the principles used to guide this organisation are that the final recipe (a) be coherent, i.e. not call for an ordering of the steps that is physically impossible such as straining the potatoes before boiling the potatoes (b) be as time efficient as possible, i.e. order and combine the steps in such a way that the overall cooking time is as short as possible. Fulfilling (a) requires a sensitivity to the fact that not all orders form coherent recipes. Some processes can only be performed after the completion of others, e.g. one can only strain the lentils after boiling the lentils. Such constraints occur when one process takes as input a descriptive string that is in the output of another. The notation $requires(P_1, P_2)$ is used to represent this relation. If neither process requires the other they are termed independent. An order is called permissible if, for any two processes P_1 and P_2 , P_1 requires P_2 only if P_2 precedes P_1 .

Definition 5.1. For any two processes P_1, P_2 , $requires(P_1, P_2)$ iff the input of P_1 and the output of P_2 have non empty intersection.

Definition 5.2. Two processes P_1, P_2 are independent iff neither $requires(P_1, P_2)$ nor $requires(P_2, P_1)$.

Definition 5.3. A list of processes L is permissible iff for any P_1, P_2 in L , $requires(P_1, P_2)$ implies P_2 precedes P_1 in L .

Thus part of the requirement in (a) is that the list into which the processes in *action_list* are organised is permissible. The point in (b) is referred to as temporal optimisation, and there are two reasons such optimisation is desirable. Firstly it demonstrates that the representation system is robust enough to facilitate an inference of the sort that might be made by a human chef; and secondly, scope for the application of optimisation procedures has been identified as a desirable feature of representations used by smart kitchen appliances Hamada et al. [2005], Reichel et al. [2011]. The basis for temporal optimisation is that some processes have times during their execution in which the cook is passive or free (the assumption is made that there is only one cook), for example while the casserole is in the oven; and during these times one may squeeze in other processes which, if performed in isolation, would add to the overall cooking time. The component of the organised content that relates to the processes, as opposed to the ingredients list, is referred to as the recipe plan. Forming a recipe plan that will call for P_1, \dots, P_n to be performed while performing P will be referred to as inserting P_1, \dots, P_n into P or combining P, P_1, \dots, P_n , and the result will be referred to as a combination. The result of ordering and combining the processes in *action_list* is referred to as a recipe plan. This terminology is formalised in (4.2).

$$\begin{aligned}
\langle \textit{organised-content} \rangle & ::= \langle \textit{ingredients-list} \rangle \mid \langle \textit{recipe-plan} \rangle \\
\langle \textit{ingredients-list} \rangle & ::= \langle \textit{descriptive-string} \rangle \mid \langle \textit{descriptive-string} \rangle \langle \textit{ingredients-list} \rangle \\
\langle \textit{recipe-plan} \rangle & ::= \langle \textit{process} \rangle \mid \langle \textit{combination} \rangle \mid \langle \textit{process} \rangle \langle \textit{recipe plan} \rangle \mid \langle \textit{combination} \rangle \\
& \quad \langle \textit{recipe-plan} \rangle \\
\langle \textit{combination} \rangle & ::= \textit{'while'} \langle \textit{process} \rangle \textit{' ,' } \langle \textit{process-list} \rangle \\
\langle \textit{process-list} \rangle & ::= \langle \textit{process} \rangle \mid \langle \textit{process} \rangle \textit{'and'} \langle \textit{process_list} \rangle \quad (4.2)
\end{aligned}$$

Just as there are restrictions on which orders are coherent, so too are there restrictions on which processes can be coherently combined. One condition for inserting P_1 into P_2 is that the cook be free for long enough during P_2 for P_1 to be performed. A process is encoded as a 5 element associative array and two key-value pairs of this array have form (time, M) and (f time, N) where M and N are non-negative integers. These key-value pairs respectively

express the total time the process will take, and the amount of time during the process at which the cook is free. So by definition, combinations are only possible when the total time of the inserted processes is less than or equal to the free time of the process into which they are to be inserted. If making toast leaves the cook free for only 60s, and chopping tomatoes takes 90s, then it is incoherent to combine making toast and chopping tomatoes. A second restriction is imposed by the requires relation. $requires(P_1, P_2)$ means P_1 must occur after the completion of P_2 , so they cannot occur at the same time. One cannot chop the broccoli while boiling the chopped broccoli. The two conditions for the insertion of P_1 into P_2 are shown in (5.1).

Condition 5.1. $P_1[\text{time}] \leq P_2[\text{f time}]$, and P_1 and P_2 are independent

Therefore another requirement of (a) is that no combinations are performed that violate these two conditions. Temporal optimisation is performed by considering multiple organised discourses, calculating the total time of each organised discourse by adding together the times of each process that hasn't been inserted into another, and then selecting the organised discourse with the least overall time. It is contended that the precise way this is done is guaranteed to achieve an optimal solution, i.e. there will exist no faster coherent organised discourse with shorter overall time; however a proof of this contention is outside the scope of the present work. The content organisation algorithm contains two main components. The first generates all permissible lists of the processes in *action_list*, the second acts on each list to combine certain processes. These two components are the respective subjects of the following two subsections.

5.2 FIND_ALL_LISTS

Before the application of the algorithm to generate all permissible lists of the processes in *action_list*, any ghost processes (see Section 3.3) are removed. After doing this, the requires relations in *action_list* must be updated to ensure no impermissible lists are generated. If A, B, G are 3 processes and G is a ghost; and if $requires(A, G)$ and $requires(G, B)$ then when G is removed, the relation $requires(A, B)$ must be added. This update procedure is described in Algorithm 4.

The input set of processes, in this case *action_list*, is iterated through. For each ghost G found, the set of all processes that G requires are placed in *new_requirements*; then all processes that require G are updated to require

Algorithm 4 Algorithm for removing ghost processes from *action_list* before application of FIND_ALL_LISTS.

function REMOVE_AND_STITCH(L)
 $L \leftarrow$ set of processes, some of which may be ghosts
for each item in L **do**
 if item[time] == 0 **then**
 $new_requirements \leftarrow \emptyset$ that, will be updated to equal the set of all elements that item requires
 for each item' in L **do**
 if requires(item,item') **then**
 add item' to $new_requirements$
 for each item'' in L **do**
 if requires(item'',item) **then**
 for each req in $new_requirements$ **do**
 $requires(item, req) \leftarrow True$
 remove item from L

everything in $new_requirements$; then G is removed.¹⁷ After this removal of ghosts, the algorithm for finding all permissible lists, called FIND_ALL_LISTS, is run. A necessary precursor to this algorithm is Definition 5.4.

Definition 5.4. $no_requirements(x, S)$ iff X is a process and S is a set of processes such that $requires(x, s)$ does not hold for any element s of S

If x is an element of the given set S then $no_requirements(x, S)$ is equivalent to saying that x can be the first element in a permissible order of S . Algorithm 5 shows how, using an extension of this idea, FIND_ALL_LISTS can compute all permissible orders of a given set of processes. It begins by adding to paths all elements that have no requirements in S and so could come first in a permissible order. Then it iterates through paths, replacing

¹⁷The necessity of such a specification can be seen as follows. Before the removal of G , permissibility would require that B precede G and G precede A , and thus B would have to precede A . If G were to be removed and the $requires$ relations not updated, there would be nothing to prevent A preceding B , and this would result in an incoherent recipe. As discussed in Section 3.3 semantically requires the input of G , and the fact that $requires(G, B)$ holds means the input of G is in the output of B . Therefore A semantically requires something in the output of B and so any order in which A precedes B must be marked as impermissible. This is ensured precisely by specifying that $requires(A, B)$.

each element x , with all lists $[x, y]$ where y is a process that doesn't require any other except for possibly x ; then it again iterates through paths, replacing each list $[x, y]$ with all lists $[x, y, z]$, where z is a process that doesn't require any other except for possibly x or y . It iterates this operation a number of times equal to the cardinality of the input set. At this point paths contains all permissible orders as desired.¹⁸

5.3 CONCURRENT_COMPRESSION

The second component of the content selection algorithm is referred to as `CONCURRENT_COMPRESSION`. It receives as input a list L of processes (note, L is already coherent) and combines certain processes in this list. We say that process p is 'inserted into' process p' if the algorithm determines that p should be performed during the passive time of p' . We adopt the convention that insertions are always performed from right to left. This does not miss any possibilities because all permissible orders are considered (as described in Section 4.2). The algorithm proceeds as follows. For each process p in L , it forms another list `concurrents` containing all the processes directly following p which may be inserted into p . It then checks all elements p' preceding p in L to see if p may be inserted into p' . If so, it assigns `future_insertee` to such a p' and removes all elements from `concurrents` that may interfere with this insertion—all elements that require `future_insertee`.¹⁹ The formal description of the total `CONCURRENT_COMPRESSION` algorithm is given Algorithm 6. In Section 5.1 an organised discourse was said to be coherent iff

- i it does not contain two processes P_1 and P_2 such that P_1 precedes P_2 in

¹⁸It is possible to represent the steps in a recipe using a Directed Acyclic Graph. Figure 14 below is an example of such a representation, and techniques for extracting DAG representations from natural language recipes are discussed in Section 8.2. A DAG, in turn, is equivalent to a partial order, see Kozen [1992] for a proof of this equivalence and a general discussion of partial orders. Thus the above search for all permissible orders is equivalent to the search for all total orders consistent with a partial order, and so `FIND_ALL_LISTS` is similar to the Kahn algorithm for topological sorting (1962). The latter determines a single total order consistent with a given partial order, the algorithm here determines all total orders consistent with a given partial order.

¹⁹The purpose of this look ahead procedure is to ascertain whether a given combination will prevent another, more substantial one. The potential future insertion would definitely be more substantial, given the input ordering, because the process being inserted into has to have time strictly larger than that of the inserted one.

Algorithm 5 Algorithm that determines all permissible lists of a given set of processes. #S refers to the cardinality of the set S

function POSSIBLE_NEXT(S,L)

$S \leftarrow$ a set of processes

$L \leftarrow$ a list of processes in S

$possibles \leftarrow \emptyset$ will contain all permissible lists obtained by adding a further element of S to L

remove all elements of L from S

for each element X of S: **do**

if no_requirements(x,S) **then**

 add X to possibles

replace each element y of possibles with the list $L + [y]$ add each element of L to S

return possibles

function FIND_ALL_LISTS(S)

$paths \leftarrow \emptyset$ that will contain all permissible lists

for each element x in S **do**

if no_requirements(x,S) **then then**

 add the list containing only x to paths

for i in range(#S-1) **do**

for each element z in paths: **do**

for each element p inwith possible_next(S,z) **do**

 add p to paths

 remove z from paths

return paths

the list and $requires(P_1, P_2)$

- ii it does not contain two processes P_1 and P_2 such that P_1 and P_2 are combined and $requires(P_1, P_2)$
- iii it does not contain a process P and a set of processes S such that every element of S has been inserted into P , and the sum of the total time of every element of S is greater than the free time of P

The output of CONCURRENT_COMPRESSION is guaranteed to be coherent in this sense. It accomplishes (i) by inserting neighbouring processes one at a time and ending the insertions when an incompatible process is encountered. Thus only contiguous sublists of processes are combined and so the order is not changed, i.e. there are no two processes P_1 and P_2 such that P_1 preceded P_2 in the input and P_2 precedes P_1 in the output. The input list satisfies (i), and therefore so does the output.

It accomplishes (ii) by making it an explicit condition for the combination of two processes that neither requires the other. It accomplishes (iii) by making it an explicit condition for the insertion of P_1 into P_2 that $P_1[\text{time}] \leq P_2[\text{f time}]$; and then inserting one at a time and, whenever P_1 is inserted into P_2 , reducing the free time of P_2 by an amount equal to the total time of P_1 . Thus, for each permissible list of the processes in *action_list*, CONCURRENT_COMPRESSION returns a coherent recipe plan. FASTFOOD then determines the total time of each of these recipe plans by summing the times of all processes that have not been inserted into another, and selects that with shortest total time. It is contended that the temporal optimisation method is guaranteed to obtain an optimal solution, that there will not exist a coherent recipe plan for the processes in *action_list* which has total time less than that selected by FASTFOOD. However, a proof of this contention is outside the scope of the present paper. It may be left to the reader to investigate based on the given description of the algorithms.

6 Content Realization

As a result of the stages describe in Section 3, 4 and 5, the organised content is represented by the two following structure:

- *ingred_list*: a set of descriptive strings corresponding to the ingredients of the recipe;

Algorithm 6 Algorithm that iterates through a given list of processes and performs combinations under certain criteria.

function CONCURRENT_COMPRESSION(L)
 $L \leftarrow$ list of processes
for each process p in L , beginning from the end of the list **do**
 $concurrents \leftarrow$ empty list that will contain inserted processes
 for each process p' to the right of p , moving right **do**
 if $p'[\text{time}] \leq p[\text{f time}]$ and p and p' are independent **then**
 add p' to $concurrents$
 $p[\text{f time}] \leftarrow p[\text{f time}] - p'[\text{time}]$
 combine($concurrents, P, L$)
function COMBINE($concurrents, p, L$)
 $concurrents \leftarrow$ a list of processes
 $p \leftarrow$ a process into which the processes in $concurrents$ will be inserted
 $L \leftarrow$ concatenation of p and $concurrents$
 $future_insertee \leftarrow \emptyset$
 $required_f_time \leftarrow p[\text{time}]$
 for each p' preceding p in L , moving left **do**
 if $requires(p, p')$ or $requires(p', p)$ **then**
 break
 else if $p'[\text{f time}] \geq required_f_time$ **then**
 $future_insertee \leftarrow p'$
 break
 else
 increase $required_f_time$ by $p'[\text{time}]$
if $future_insertee \neq \emptyset$ **then**
 for each q in $concurrents$ **do**
 if q and $future_insertee$ are not independent **then**
 remove q from $concurrents$
for each $item \in concurrents$ **do**
 add the input of $item$ to the input of p
 add the output of $item$ to the output of p
 x stands for all known processes
 if $requires(item, x)$ **then**
 $requires(p, x) \leftarrow True$
 if $requires(x, item)$ **then**
 $requires(p, item) \leftarrow True$
 remove $item$ from L
 $concurrent_instruction \leftarrow$ concatenation of the ‘direction’ entry of all
 processes in $concurrents$, with ‘and’ occurring between each
 $p[\text{direction}] \leftarrow$ ‘while’ + $p[\text{direction}]$ + $concurrent_instruction$

- *recipe_plan*: an ordered list of processes some of which have possibly been combined, such that when successively applied to the *ingred_list*, the desired dish will be produced.

This content is then realised by printing

- the name of the dish
- the total cooking time
- the ingredients list
- the instructions
- the times during the recipe at which the cook is passive

The syntax of the realised discourse in FASTFOOD is given in Backus-Naur Form in (5.1).

$$\begin{aligned}
\langle \textit{realised-discourse} \rangle & ::= \langle \textit{recipe-title} \rangle \textit{'Time:'} \langle \textit{time} \rangle \textit{'Ingredients'} \langle \textit{ingred-list} \rangle \\
& \quad \textit{'Instructions'} \langle \textit{instruction-list} \rangle \textit{'Passive times:'} \langle \textit{passive-times} \rangle \\
\langle \textit{recipe-title} \rangle & ::= \langle \textit{descriptive-string} \rangle \\
\langle \textit{ingred-list} \rangle & ::= \langle \textit{ingred-list} \rangle \mid \langle \textit{descriptive-string} \rangle \langle \textit{ingred-list} \rangle \\
\langle \textit{instruction-list} \rangle & ::= \langle \textit{instruction} \rangle \mid \langle \textit{instruction} \rangle \langle \textit{instruction-list} \rangle \\
\langle \textit{passive-times} \rangle & ::= \langle \textit{passive} \rangle \mid \langle \textit{passive} \rangle \langle \textit{passive-times} \rangle \quad (5.1) \\
\langle \textit{instruction} \rangle & ::= \langle \textit{time} \rangle \textit{string} \\
\langle \textit{passive} \rangle & ::= \textit{'from'} \langle \textit{time} \rangle \textit{'to'} \langle \textit{time} \rangle \textit{'while'} \textit{string} \\
\langle \textit{time} \rangle & ::= \textit{integer} \textit{'hrs'} \mid \textit{integer} \textit{'min'} \mid \textit{integer} \textit{'secs'} \mid \textit{integer} \\
& \quad \textit{'hrs'} \textit{integer} \textit{'min'} \mid \textit{integer} \langle \textit{min} \rangle \textit{integer} \textit{'secs'} \mid \textit{inte-} \\
& \quad \textit{ger} \textit{'hrs'} \textit{integer} \textit{'min'} \textit{integer} \textit{'secs'}
\end{aligned}$$

The times on each process are written in seconds, so this sum is converted to hours, minutes and seconds before being printed. The total cooking time and the passive times can be computed by Algorithm 7. The function HMS is the converter from seconds to hours, minutes and seconds. This iterates through each p in L , using the variable *clock* to keep track of the time at which

Algorithm 7 Algorithm for extracting temporal information from *recipe_plan*.

```
function GET_PASSIVES( $l$ )
   $l \leftarrow$  a list of processes
   $clock \leftarrow 0$ 
   $passives \leftarrow \emptyset$ , will contain all intervals of passive time in the recipe
  for each  $x$  in  $l$  do
     $clock \leftarrow clock + x[time]$ 
    if  $x[f\ time] > 0$  then
      add ( $\text{hms}(clock - x[f\ time]), \text{hms}(clock), x[txtdirection]$ ) to
passives
  return  $passives, clock$ 
```

p ends.²⁰ If $p[f\ time] > 0$ then the triple $(clock - p[f\ time], clock, p[txtdirection])$ is added to *passives*. This information is realised by printing ‘Passive’, and then ‘from x to y while z ’ for each element (x, y, z) in *passives*. The recipe content is realised by printing the ingredients list, instructions, total time and passive times. An obvious shortcoming of the simple realisation method can be found in the instructions of the combined processes, those of the form ‘While A, B ’. Here B should be, but is not, modified to the progressive aspect. For example, Figure 19 has ‘while boil the lentils, chop broccoli’ instead of ‘while boiling the lentils, chop broccoli’. It is felt that a solution to this shortcoming would not be overly difficult; nevertheless it is outside the scope of the present work.

7 Worked Example: Generating Recipe for Vegetable Dahl

What follows is a worked example of how FASTFOOD would generate the recipe for the dish described by the string ‘vegetable dahl’. The application of the algorithms discussed in Sections 3, 4, 5, 6, and how they combine to produce a time efficient recipe is demonstrated. Before ‘vegetable dahl’ can be used to generate a recipe, one must also input a specification of

²⁰Marking the end rather than the beginning amounts to the assumption that the passive portion of each process will occur at the end of that process.

```

mix_dahl          =    {(input, {'fried vegetables', 'coconut
                        milk', 'boiled lentils'}),
                       (output, {'vegetable dahl'}),
                       (time, 120),
                       (f time, 0),
                       (direction, 'mix together the
                        vegetables, coconut milk and boiled
                        lentils')}}

```

Figure 7: Definition of the process required as the final step in cooking vegetable dahl.

```

supplies          =    {'coconut milk', 'raw carrot', 'raw
                        broccoli', 'lentils', water,...}

```

Figure 8: An example of what *supplies* might be.

what it is composed of in terms of descriptive strings already understood by FASTFOOD. The specification amounts to defining what will be the final process in the recipe, the process that produces the string ‘vegetable dahl’ itself, and in this case is given by the process in Figure 7.

The user would also specify what foods are at hand, by defining the descriptive strings in *supplies* (see Section 4.1. For the purposes of this example it will be assumed that *supplies* contains the descriptive strings ‘coconut milk’, ‘raw carrot’, ‘raw broccoli’, ‘lentils’ and ‘water’. With the addition of *mix_dahl* to the set *skills*²¹, ‘vegetable dahl’ can be fed into SELECT_CONTENT (Algorithm 3) which will perform the following steps.

- check if ‘vegetable dahl’ is in *supplies* and determine that it is not
- search *skills* for a process which has ‘vegetable dahl’ in the output,

²¹*kills* is the set of all known processes, see chapter 2.

and find *mix_dahl*, add *mix_dahl* to *action_list*

- check if the inputs to *mix_dahl*, ‘fried vegetables’, ‘coconut milk’ and ‘boiled lentils’ are in *supplies* and determine that ‘coconut milk’ is, add ‘coconut milk’ to *ingred_list*
- search for processes with ‘fried vegetables’ and ‘boiled lentils’ as outputs and find *fry_vegetables* and *strain_lentils* respectively, add *fry_vegetables* and *strain_lentils* to *action_list*
- check if the inputs to *fry_vegetables* and *strain_lentils*, ‘chopped vegetables’ and ‘boiled lentils in boiling water’ are in *supplies* and determine that they are not
- search for processes with ‘chopped vegetables’ and ‘boiled lentils in boiling water’ as outputs and find the ghost process describing the synonym between ‘chopped broccoli’ and ‘chopped carrot’ and ‘chopped vegetables’, and *boil_lentils*, add ghost and *boil_lentils* to *action_list*
- check if the inputs to *chop_broccoli*, *chop_carrot* and *boil_lentils*, ‘chopped broccoli’, ‘chopped carrot’, ‘lentils’ and ‘boiling water’ are in *supplies*, determine that ‘lentils’ is, add ‘lentils’ to *ingred_list*
- search for processes with outputs ‘chopped broccoli’, ‘chopped carrot’, and ‘boiling water’, and find *chop_broccoli*, *chop_carrot* and *bring_to_boil* respectively, add *chop_broccoli*, *chop_carrot* and *bring_to_boil* to *action_list*
- check if the inputs to *chop_broccoli*,

chop_carrot

and *bring_to_boil*, ‘raw broccoli’, ‘raw carrot’ and ‘water’, are in *supplies* and determine that they are, add ‘raw broccoli’, ‘raw carrot’ and ‘water’ to *ingred_list*

- return *ingred_list* and *action_list*

Together *ingred_list* and *action_list* constitute the selected discourse content. This content is represented in Figure 9.

```

ingred_list      =    {'coconut milk', 'raw carrot', 'raw
                        broccoli', 'lentils', water}

action_list      =    {chop_broccoli, chop_carrot,
                        bring_to_boil,  ghost, boil_lentils,
                        fry_vegetables, strain_lentils, m
                        mix_dahl}

```

Figure 9: Set of ingredients and actions after the content production phase.

```

requires(mix_dahl, fry_vegetables)

requires(mix_dahl, boil_lentils)

requires(fry_vegetables, ghost)

requires(ghost, chop_broccoli)

requires(ghost, chop_carrot)

requires(strain_lentils, boil_lentils)

requires(strain_lentils, bring_to_boil)

requires(boil_lentils, bring_to_boil)

```

Figure 10: All requires relations that hold between elements of *action_list*.

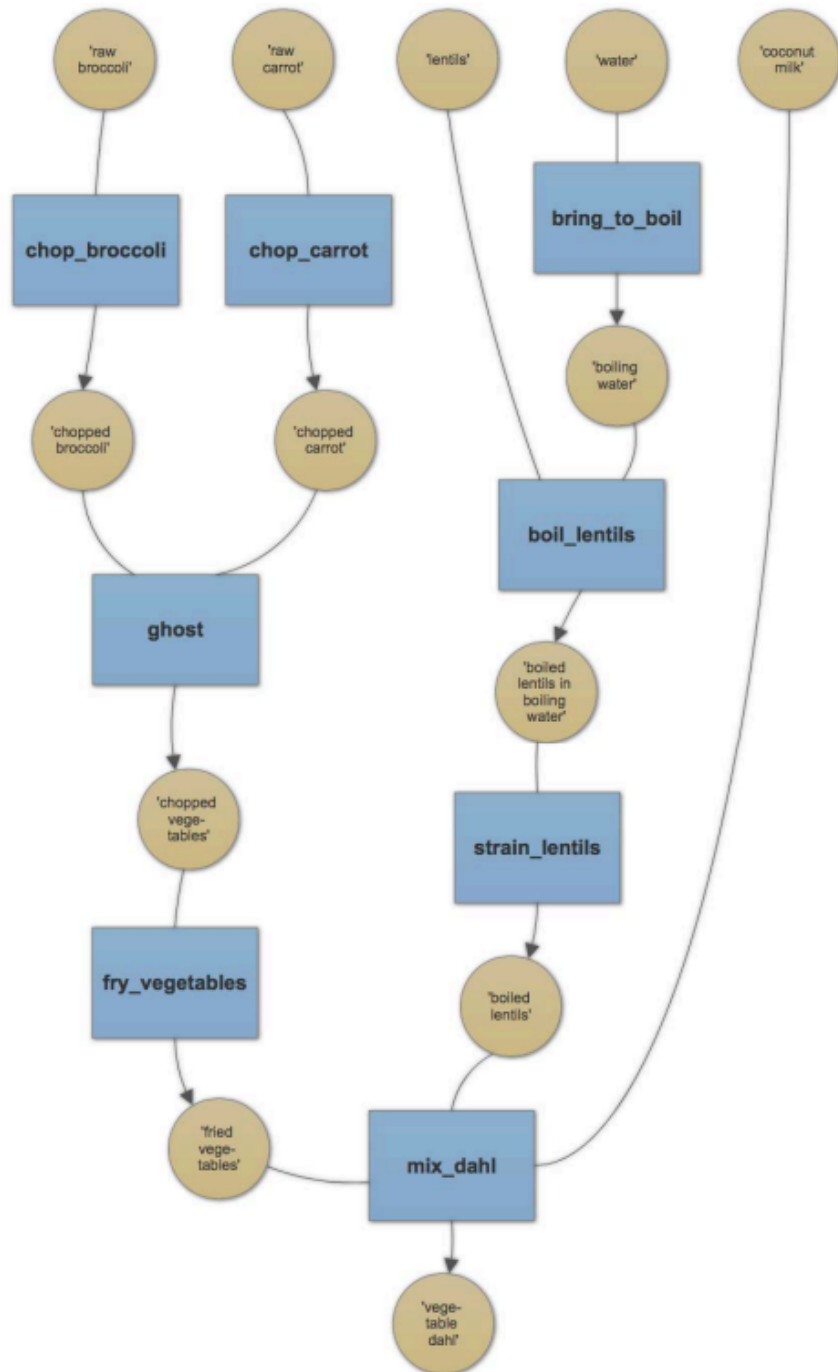


Figure 11: Full DAG representing content of the generated recipe.

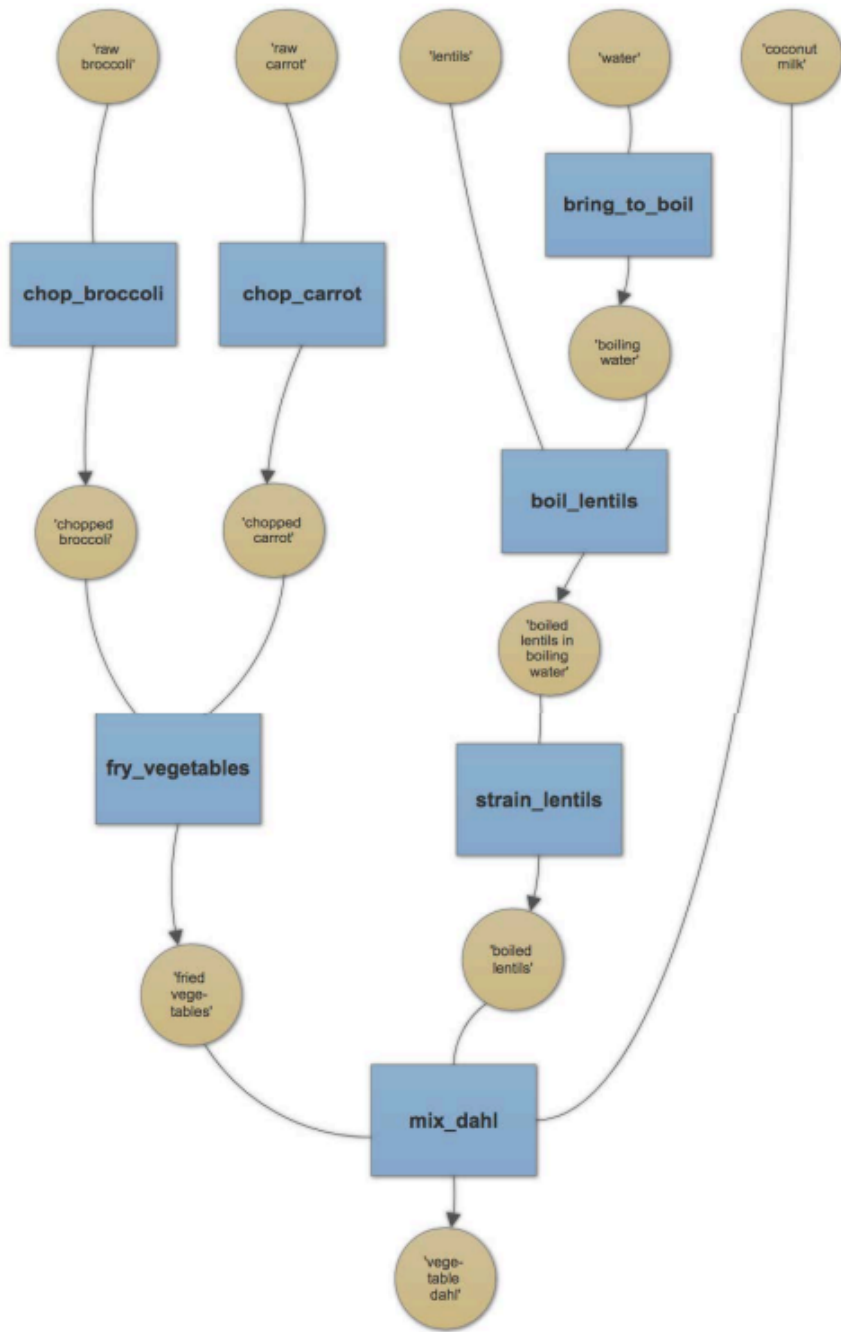


Figure 12: DAG representing recipe content after the removal of ghost processes. Its inputs are joined to *fry_vegetables*. The requires relations are updated as per Section 5.2.

```
requires(fry_vegetables, chop_broccoli)
```

```
requires(fry_vegetables, chop_carrot)
```

Figure 13: New requires relations that are added after the removal of the ghost process.

This discourse content allows the appropriate requires relations to be determined: $requires(A, B)$ whenever $A[input]$ contains an element from $B[output]$.

Descriptive strings are brown circles and processes are blue boxes (and arrows). Processes take a set of descriptive strings as input and produce a set of descriptive strings as output. The figure is formed by matching the inputs of some processes with the outputs of others. The five initial descriptive strings constitute *ingred_list*, and the set of all processes constitutes *action_list*.

Next, the ghost is removed, giving Figure 12, and $requires(A, B)$ is added whenever $requires(A, ghost)$ and $requires(ghost, B)$ (see Section 5.2), as shown in Figure 13. The final requires relations are depicted in Figure 10.

Then *action_list* is fed into FIND_ALL_LISTS, which determines all orderings of *action_list* such that no process precedes another which it requires. In this case 40 such orderings exist, so it is not feasible to describe the full action of the algorithm. Instead the first two steps are described and 3 of the output orders considered. The first two stages to FIND_ALL_LISTS are shown below.

- search for the processes in *action_list* that do not require any others, and determine these to be *chop_broccoli*, *chop_carrot* and *bring_to_boil*, add these to the set *possible_lists*
- iterate through the set *possible_lists*, for each element P obtain all elements that do not require any others except (possibly) P
- for each of these elements x , add the list $[P, x]$ to possible lists, remove P from *possible_lists*

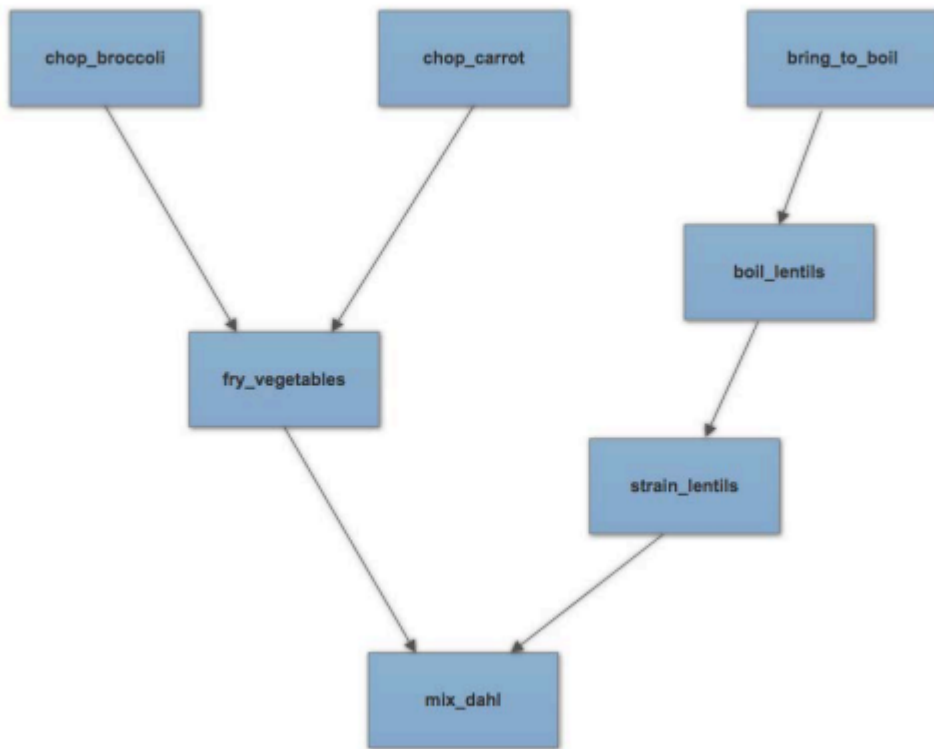


Figure 14: DAG showing recipe content with processes only, no descriptive strings. An arrow from P_1 to P_2 indicates that requires(P_2,P_1). This form of representation can be termed a workflow and is discussed briefly in Section 8.2.

- if $P = chop_broccoli$, then $x = chop_carrot$ or $bring_to_boil$; giving the following two element lists: $[chop_broccoli, chop_carrot]$ $[chop_broccoli, bring_to_boil]$
- if $P = chop_carrot$, then $x = chop_broccoli$ or $bring_to_boil$; giving the following two element lists: $[chop_carrot, chop_broccoli]$ $[chop_carrot, bring_to_boil]$
- if $P = bring_to_boil$, then $x = chop_broccoli$ or $chop_carrot$ or $boil_lentils$; giving the following two element lists: $[bring_to_boil, chop_broccoli]$ $[bring_to_boil, chop_carrot]$ $[bring_to_boil, boil_lentils]$

At this point, *possible_lists* is composed of seven two-element lists, as shown in Figure 15. The next step would be to again iterate through *possible_lists* and, for each two-element list $[P, Q]$, determine all the processes that do not require any others except for (possibly) P and Q . For example,

- if $[P, Q] = [chop_broccoli, chop_carrot]$, then $x = bring_to_boil$ or $fry_vegetables$; giving the following three element lists: $[chop_broccoli, chop_carrot, fry_vegetables]$ $[chop_broccoli, chop_carrot, bring_to_boil]$

These three element lists would be added to *possible_lists*, and $[chop_carrot, chop_broccoli]$ would be removed. Of the 40 valid lists that would eventually be obtained by FIND_ALL_LISTS and hence fed into the CONCURRENT_COMPRESSION algorithm, the following three are considered in this worked example. The notation $P(x/y)$ refers to a process P with total time x and free time y . 15.

CONCURRENT_COMPRESSION iterates through a list of processes and combines neighbouring processes under certain conditions (see Algorithm 6 for a full description). It's action on A , B and C is described below. The notation X' indicates the output of CONCURRENT_COMPRESSION after input X .

Order A

1. *mix_dahl* has no elements following it and so is passed over
2. *strain_lentils* has $f\ time = 0$ and so is passed over
3. *boil_lentils* has $f\ time > 0$, but is followed by *strain_lentils*, and requires(*strain_lentils*, *boil_lentils*), so *boil_lentils* is passed over

```
possible_lists = [  
  [chop_broccoli, chop_carrot];  
  [chop_broccoli, bring_to_boil];  
  [chop_carrot, chop_broccoli];  
  [chop_carrot, bring_to_boil];  
  [bring_to_boil, chop_broccoli];  
  [bring_to_boil, chop_carrot];  
  [bring_to_boil, boil_lentils]  
]
```

Figure 15: All ordered pairs that can serve as prefixes to a permissible recipe for vegetable dahl.


```

A = [
  chop_carrot(120/0);
  chop_broccoli(120/0);
  bring_to_boil(300/270);
  fry_vegetables(420/300);
  boil_lentils(2700/2670);
  strain_lentils(60/0);
  mix_dahl(120/0);
  ]

B = [
  bring_to_boil(300/270);
  boil_lentils(2700/2670);
  chop_broccoli(120/0);
  chop_carrot(120/0);
  strain_lentils(60/0);
  fry_vegetables(420/300) ;
  mix_dahl(120/0);
  ]

C = [
  bring_to_boil(300/270);
  chop_broccoli(120/0);
  chop_carrot(120/0);
  boil_lentils(2700/2670);
  fry_vegetables(420/300);
  strain_lentils(60/0);
  mix_dahl(120/0);
  ]

```

Figure 16: Three of the permissible orders, out of a total of 40, for the steps in the recipe for vegetable dahl

4. *fry_vegetables* has $f \text{ time} > 0$, but it is followed by *boil_lentils*, and $boil_lentils[time] > fry_vegetables[f \text{ time}]$, so *fry_vegetables* is passed over
5. *bring_to_boil* has $f \text{ time} > 0$, but it has *fry_vegetables* to its right, and $fry_vegetables[time] > bring_to_boil[f \text{ time}]$, so *bring_to_boil* is passed over
6. *chop_broccoli* has $f \text{ time} = 0$ and so is passed over
7. *chop_carrot* has $f \text{ time} = 0$ and so is passed over

Thus, no processes are combined and the output from concurrent compression is the same as the input. $A' = A$

Order B

1. *mix_dahl* has no elements following it and so is passed over
2. *fry_vegetables* has $f \text{ time} > 0$, but is followed by *mix_dahl* and $requires(mix_dahl, fry_vegetables)$, so *fry_vegetables* is passed over
3. *strain_lentils*, *chop_carrot* and *chop_broccoli* have $f \text{ time} = 0$ and so are passed over
4. *boil_lentils* has $f \text{ time} > 0$, it is followed by *chop_broccoli*, $chop_broccoli[time] < boil_lentils[f \text{ time}]$ and neither $requires(chop_broccoli, boil_lentils)$ nor $requires(boil_lentils, chop_broccoli)$ hold; also, *boil_lentils* is not going to be inserted into anything else in the future as the only process preceding it is *bring_to_boil* and $requires(boil_lentils, bring_to_boil)$; therefore *chop_broccoli* is inserted into *boil_lentils* and $boil_lentils[f \text{ time}]$ is then reduced by $chop_broccoli[time]$ to $2670-120 = 2550$
5. the next process after *boil_lentils* is *chop_carrot*, which for the same reasons is also inserted, $boil_lentils[f \text{ time}]$ is then reduced by $chop_carrot[time]$ to $2550-120 = 2430$
6. the next process following *boil_lentils* is *strain_lentils* and $requires(strain_lentils, boil_lentils)$, so no more insertions into *boil_lentils* can take place

```

B' = [
bring_to_boil(300/270);
while boil_lentils, chop_broccoli and chop_carrot (2700/2430); strain_lentils60/0);
fry_vegetables(420/300);
mix_dahl(120/0)
]

```

Figure 17: Final, temporally optimized, recipe resulting from order B.

7. *bring_to_boil* is followed by *boil_lentils*, and *requires(boil_lentils, bring_to_boil)* so *bring_to_boil* is passed over

Thus, the only combination is the insertion of *chop_broccoli* and *chop_carrot* into *boil_lentils*, and the output is as shown in Figure 17. 17.

Order C

1. *mix_dahl* has no elements following it and so is passed over
2. *strain_lentils* has $f \text{ time} = 0$ and so is passed over
3. *fry_vegetables* has $f \text{ time} > 0$, it is followed by *strain_lentils*, $strain_lentils[\text{time}] < fry_vegetables[f \text{ time}]$ and *requires(strain_lentils, fry_vegetables)* does not hold; however, *fry_vegetables* is preceded by *boil_lentils* and the conditions for combination hold between *fry_vegetables* and *boil_lentils*, moreover the insertion of *strain_lentils* into *fry_vegetables* would prevent the insertion of *fry_vegetables* into *boil_lentils* as *requires(strain_lentils, boil_lentils)* and so it would be infelicitous to have while boil lentils, (while fry vegetables, strain lentils); therefore the insertion of *strain_lentils* into *fry_vegetables* is foregone in favour of the future insertion of *fry_vegetables* into *boil_lentils*
4. *boil_lentils* is followed by *fry_vegetables*, $boil_lentils[f\text{time}] > fry_vegetables[\text{time}]$ and *requires(boil_lentils, fry_vegetables)* does not hold, moreover *boil_lentils* is not going to be inserted into anything else in the future as $chop_broccoli[f \text{ time}] = chop_carrot[f \text{ time}] =$

```

C' = [
while bring_to_boil, chop_broccoli and chop_carrot(300/30);
while boil_lentils, fry_vegetables(2700/2250);
strain_lentils(60/0);
mix_dahl(120/0)
]

```

Figure 18: Final, temporally optimized, recipe resulting from order C.

0 and requires (*boil_lentils*, *bring_to_boil*); therefore *fry_vegetables* is inserted into *boil_lentils*, *boil_lentils*[f time] is then reduced by *fry_vegetables*[time] to give $2670 - 420 = 2250$ the next element following *boil_lentils* is *strain_lentils* and requires(*strain_lentils*, *boil_lentils*), therefore no more insertions into *boil_lentils* can take place

5. *chop_broccoli* and *chop_carrot* have f time = 0 and so are passed over
6. *bring_to_boil* is followed by *chop_broccoli*, *bring_to_boil*[f time] ; *chop_broccoli*[time] and requires(*bring_to_boil*, *chop_broccoli*) does not hold, moreover *bring_to_boil* is not going to be combined with anything else in the future as it has no elements preceding it; therefore *chop_broccoli* is inserted into *bring_to_boil*; *bring_to_boil*[f time] is then reduced by *chop_broccoli*[time] to $270 - 120 = 150$ the next process following *bring_to_boil* is *chop_carrot*, and for the same reasons it too is inserted into *bring_to_boil*, *bring_to_boil*[f time] is then reduced by *chop_carrot*[time] to $150 - 120 = 30$
7. the next process following *bring_to_boil* is *boil_lentils* and requires(*boil_lentils*, *bring_to_boil*), therefore nothing else is inserted into *bring_to_boil*

Thus *fry_vegetables* was inserted into *boil_lentils*, and *chop_broccoli* and *chop_carrot* were inserted into *bring_to_boil*, and the output is as shown in Figure 18.

The total times for the compressed recipe plans A', B' and C' are

$$\begin{aligned} T_{A'} &= 120 + 120 + 300 + 420 + 2700 + 60 + 120 = \mathbf{3840} \\ T_{B'} &= 300 + 2700 + 60 + 420 + 120 = \mathbf{3600} \\ T_{C'} &= 300 + 2700 + 60 + 120 = \mathbf{3180}, \end{aligned}$$

where T_x denotes the total time for recipe plan x . Thus, C is the most efficient as it contains the largest amount of combinations. In fact of the 40 permissible orderings of these processes, no other, when fed through CONCURRENT_COMPRESSION, has total time less than that of C' . Thus, C' is chosen as the recipe plan. The final requirement is the temporal information: the total cooking time and the passive times. This can be obtained by iterating through each element in C' and noting those that still have strictly positive free time (remembering that free time will have been reduced in instances of insertion). The variable

clock

is used to keep track of when these free times will occur. The notation ‘while P, P_1, \dots, P_n ’ refers to the combination that results from inserting P_1, \dots, P_n into P .

- *clock* is set to 0
- *passives* is set to
- *clock* is increased by the time value of while *bring_to_boil*, *chop_broccoli* and *chop_carrot*, giving $0 + 300 = 300$
- while *bring_to_boil*, *chop_broccoli* and *chop_carrot* has f time = 30 so the triple (270,300, ‘while fill pot with water and bring to boil’) is marked as passive; the instruction of this process is also noted, so ((270,300), ‘fill pot with water and bring to boil’) is added to *passives*
- *clock* is increased by the time value of while *boil_lentils*, *fry_vegetables*, giving $300 + 2700 = 3000$
- while *boil_lentils*, *fry_vegetables* has f time = 2250 so the triple (750,3000, ‘while boil the lentils’)²² is marked as passive; the instruction

²²The original direction of *boil_lentils* is stored on insertion, so that it can be used in *passives*.

of this process is also noted, so the triple (750, 3000, ‘while place lentils in boiling water and cook for 45min, stirring occasionally’) is added to *passives*

- *clock* is increased by *strain_lentils*[time], giving $3000 + 60 = 3060$
- *strain_lentils* has no passive time
- *clock* is increased by *mix_dahl*[time], giving $3060 + 120 = 3180$
- *mix_dahl* has no passive time
- *clock* is saved as the total cooking time

Now the recipe can be generated from the set *ingred_list*, the recipe plan C' and the temporal information. The ingredients list is a printing of every element of *ingred_list*; the list of instructions is a printing of the instruction of each element in C' along with the time at which they are to be performed (this is obtained using a *clock* variable as in *passives*); and the description of passive times is a printing of the information in each triple x in *passives* in the format: ‘from $x[0]$ to $x[1]$ while $x[2]$ ’. The total time for the recipe is also printed. The final generated recipe for ‘vegetable dahl’ is shown in Figure 19.

This example demonstrates that the representation system and NLG methods discussed in this paper are capable of generating a cooking discourse which is understandable, albeit slightly unnatural. It also shows that the temporal optimisation procedure (Section 5) is effective, clearly there are time savings by performing the instructions concurrently where directed, rather than one at a time. It is claimed that the temporal optimisation algorithm will always obtain an optimal solution, which here implies there is no faster way of performing the steps in this recipe than the method indicated; that, based on the time assumed for each step, the recipe cannot be executed in less than 53 minutes. However, a proof of the guarantee of optimality is outside the scope of the present paper. More practically, there are some advantages and some disadvantages to this generated recipe as compared with a recipe from a cookbook.

ADVANTAGES

vegetable dahl

Time: 53mins

Ingredients:

coconut milk

raw carrot

raw broccoli

lentils

water

Instructions:

0mins: while fill pot with water and bring to boil, chop the carrot and chop the broccoli

5mins: while boil the lentils for 45min, fry the vegetables

50mins: strain the lentils

51mins: mix together the vegetables, coconut milk and boiled lentils

Passive times:

from 2mins30s to 3mins while fill pot with water and bring to boil from 12mins30s to 45min while add lentils to boiling water and cook for 45min

Figure 19: The recipe generated by FASTFOOD in response to a user input of 'vegetable dahl'.

- The language is uniform and concise. Something which has been identified as desirable in cooking recipes Mori et al. [2012] and advantageous to users in other practical domains Reiter et al. [2005].
- It allowed the user to input the foods on hand and then receive a yes or no as to whether the dish was makeable (yes in this case). This is perhaps an easier task than the corresponding task of the user of a cookbook: for every item in the ingredient list, checking whether it is on hand.
- It gives a precise indication of the time taken, although this is based on assumed times for each step and so may vary depending on the cook.
- It saves the cook the effort of deciding which steps to perform simultaneously, as this is indicated explicitly in every case.
- It displays the times at which the cook will be passive. Two recipes may have the same total time, but differ significantly in how much free time they include and consequently in how demanding they are. In this case the cook will be free for over 30min at a stretch (again based on assumed times for each step), and this is useful information to know at a glance.

DISADVANTAGES

- There is no notion of quantity, no specification of the amount of each ingredient required. It is thought that an extension to include quantity would not be overly difficult within the existing framework, though the function of FASTFOOD is currently impoverished in the absence of such an extension.
- The language is less natural than would be desired. A particular problem is the lack of inflection for progressive aspect in the combined instructions: ‘while boil the lentils..’ instead of ‘while boiling the lentils..’.
- A more complete version would have considered alternative ways of making the dish, e.g. by using different vegetables.

The presentation of this recipe for vegetable dahl is partially an academic point in support of the NLG techniques discussed in this paper. However it also presents some practical advantages over cookbook recipes. These

advantages may become more significant if the disadvantages were mitigated through various extensions and improvements to the program, most notably the inclusion of the notion of quantity and the correct inflection of certain verbs in the output text.

8 Related Work

The majority of recent computational approaches to cooking recipes have focussed either on searching and annotating large online databases, or on deriving a graphical depiction of a given recipe in terms of a workflow. These are enterprises of Natural Language Understanding (NLU), which is a fundamentally different approach to the recipe generation attempted by FASTFOOD. However, there exists an early and detailed system which also takes the generative approach in Dale’s EPICURE (1992). In Section 8.1 a comparison is made between FASTFOOD and EPICURE, and it is argued that, though they are both concerned with recipe generation as opposed to recipe understanding, there is a clear difference in the strengths and weaknesses of the two systems. Section 8.2 some current NLU work on cooking recipes. An overview is given of a technique for extracting workflow representation, along with a problem this technique can face. It is shown that, by contrast, a workflow representation is readily achieved by FASTFOOD.

8.1 Comparison with EPICURE

EPICURE is a program for recipe generation proposed by Dale (1989, 1990). It contains a representation system for recipe discourse and a method of generating a text describing this recipe. It is similar to FASTFOOD in that its focus is on NLG as opposed to NLU, and the difficulties identified by Dale (1992) in semantically representing cooking discourse are similar to those identified in Section 2.1 of the present paper. Thus, EPICURE and FASTFOOD both aim to achieve the same goal—a method of text generation in a domain with mutable entities, see Section 2.1 and Dale 1991, Chapter 2.

However, there are considerable differences in the structure and performance of the two programs. As discussed in the introduction, NLG systems can generally be thought of as first performing strategic choices of ‘what to say’, and then moving towards a tactical specification of ‘how to say it’ (McKweon, 1992, 1985). This framework can provide a fruitful compari-

son between FASTFOOD and EPICURE. Within such a comparison FASTFOOD focusses primarily on the ‘what to say’ component of NLG. Two of its primary goals are to employ an ATP style algorithm to determine the steps necessary in a cooking recipe (Section 4), and to derive a time efficient way of performing these steps (Section 5), with comparatively less emphasis on the ‘how to say it’ component: the output text is a sequence of imperatives constructed from a representation of cooking actions such as ‘chop’ and food classes such as ‘carrot’ (see Section 6). There is no scope for pronominal reduction—it may for example contain a fragment such as ‘peel the carrot, chop the carrot, roast the carrot’, instead of ‘peel chop and roast the carrot’—and in certain contexts verbs do not receive the correct inflection—‘while boil the lentils.’ instead of ‘while boiling the lentils...’. EPICURE, on the other hand, is at least as concerned with tactical realisation as with strategic planning. Two primary goals of the program are to correctly generate anaphora (both pronouns and one anaphora) and to determine when separate ingredients should be listed together e.g. ‘salt and pepper’.

The most striking manifestation of this difference in emphasis is in the treatment of discourse referents. As discussed in Section 2.1, these are not used by FASTFOOD at all, whereas they are employed in a detailed manner by EPICURE. Indeed, the system is part of a series of works by the author on the generation of referring expressions Dale [1989], Dale and Haddock [1991], Dale and Mazur [2007], Viethen and Dale [2007]. The semantics of the discourse in EPICURE is modelled using these discourse referents and a set of states corresponding to time points.

the current state of each entity is modelled by a knowledge base object representing all properties that are true of that entity in that state; the world model is just that collection of such objects that describes all the entities in the domain. Whenever an action takes place, this collection of objects is updated... (Dale, 1992, p71.).

Referring expressions are formed from discourse referents, and a discourse referent is a model of an entity’s function in the discourse. This means that a referring expression can be informed by the function of the entity it refers to. A discourse fragment in which the same entity performs first one function and then another can be realised by one clause rather than two—‘chop and peel the carrot’—and similarly for a fragment in which two different entities

have the same function— ‘chop the carrot and broccoli’. This is an advantage of choosing a referent-based discourse representation.

However, there are also disadvantages to the representation system of EPICURE as compared with FASTFOOD. Firstly, it is less efficient in its content generation, deriving its discourse content, ‘what to say’, from a plan library that, for a given dish, explicitly contains the steps necessary to make it. For example, the fact that beans can be prepared by first soaking, then draining and then rinsing is hard-coded into the program. FASTFOOD on the other hand, creates its discourse content by selecting elements from a database of descriptive strings and processes, (Section 4) with this database in turn being produced by more fundamental structures corresponding to foods such as carrot, a cooking actions such as chopping (Section 3). Being able to create discourse content is preferable to requiring a ready-made version as it demonstrates an extra level of intelligence to the program and reduces the need for manual specification. The parts of recipes—steps and ingredients—can be combined in numerous ways; there exist many more recipes than parts of recipes. Consequently it is more efficient to encode only the latter (in this case processes and descriptive strings), and allow the recipes to be created by the program through various combinations of these parts. Even greater efficiency is obtained in FASTFOOD by, in turn, producing these parts from more abstract structures (Section 3).

There are strengths and weaknesses to both systems. EPICURE’s more detailed discourse representation, in terms of discourse referents and states holding at a sequence of time points, produces a smoother and more natural output text but requires pre-existing specification of discourse content. FASTFOOD on the other hand, uses a lighter representation of discourse as a set of processes and descriptive strings. This sometimes produces unnatural output text but means that discourse content can be formed in response to user input by selecting the appropriate elements from a database of processes and descriptive strings. An ideal solution would be a combination of the two methods which maintained the advantages of each, and this could possibly be achieved by describing the processes in FASTFOOD as transitions between the state descriptions in EPICURE. Currently, processes are represented as transitions between units termed descriptive strings whose only function is to semantically represent states of affairs (see Section 2.2), but in theory descriptive strings could be replaced with anything else that serves the same function. The state descriptions in EPICURE are relatively complex, they are sets of multiple objects each described in detail, but the processes of

FASTFOOD could potentially be redefined based on an input state and output state, with these states in turn defined as sets of EPICURE objects predicated of by cooking-related properties such as ‘soaked’ and ‘whole’, as well as grammatical properties such as ‘count noun’ and ‘plural’. This may allow the recipe to be generated and optimised by an architecture like that of FASTFOOD, with the resulting discourse being represented by the discourse referents and states of EPICURE, thereby producing the best of both worlds.

EPICURE is, in a broad sense, similar to FASTFOOD. Both systems attempt recipe generation from a pre-existing set of internal structures. However, where FASTFOOD focusses to a greater extent on the strategic choice of what to say, EPICURE shows comparatively greater concern for tactically specifying how to say it. The main result of this difference is that, compared with FASTFOOD, EPICURE produces smoother and more natural discourse, but requires considerably more detailed pre-existing structures, entire recipe plans rather than foods and cooking actions, and cannot perform abstract reasoning on the cooking discourse content. A broad sketch was given of a system that combines the two representation methods, potentially offering the advantages of both programs.

8.2 Comparison with Current Literature

FASTFOOD, similar to EPICURE Dale [1989] discussed in Section 8.1, is a program for Natural Language Generation. Most recent work on cooking recipes however, approaches the problem from the side of Natural Language Understanding (NLU), with the goal of analysing a natural language recipe and extracting a more abstract representation. The purpose of such extraction can be quite varied: recipe search Yamakata et al. [2017], recipe recommendation and alteration Gunamgari et al. [2014], Cordier et al. [2014], Gaillard et al. [2012]; recipe comparison Mori et al. [2012]; instruction of robotic cooking assistants (Zhao et al.; or translation recipes from one natural language to another Mori et al. [2014]. However the representation systems themselves are more uniform. While some technical systems exist for annotating recipes with logical or computer language notation Cazzulino et al. [2004], the majority of recent work has used the intuitive method of representing recipes as workflows. The technical structure for such a representation is a Directed Acyclic Graph (DAG) which is composed of vertices (cooking steps) some of which are joined by arrows (indicating which steps depend on, and must be performed before, which others). An example of a

workflow representation can be seen in Figure 14, which represents FAST-FOOD’s recipe for vegetable dahl.

Expressing a cooking recipe in the form of a workflow requires identifying the steps in the recipe and the dependencies that exist between them. The typical method for extracting workflows from procedural texts has been described in general by Abend et al. [2015], and in the specific domain of cooking recipes by Mori et al. [2014], Dufour-Lussier et al. [2012], Hamada et al. [2000]. It uses a combination of Named Entity Recognition (NER) and Predicate Argument Analysis (PAA). Firstly, NER is performed on each instruction to extract the name²³ of the food being operated on. Next, a predicate-argument structure is formed for each verb, essentially by pairing it with the nearest noun that was identified in NER. Formally, these extracted entities correspond to the vertex set of the DAG. Finally the dependencies between these structures—formally the edges of the DAG—are determined using the order in which they appeared in the text—a predicate argument structure A depends on another B if they share the same argument and A appears later in the text than B . The recipe fragment ‘peel the carrot, chop the carrot’ would be represented as ‘peel(carrot), chop(carrot)’ and so the latter would be said to depend on the former, i.e. they would be joined with a directed edge. However, this technique faces a problem in certain circumstances which comes back to the transitory quality of the ontology of a cooking discourse (see Section 2.1). Specifically it would seem unable to identify dependencies in cases where new entities have been introduced. Consider (7.1), an online recipe for sweet potato burgers.

1. chop cilantro and leaves
2. bake patties for 35 min
3. place burgers on burger bun

The entity ‘burgers’ has never been mentioned before, so there would be no guide as to which nodes it should be joined, no reason for 3 to be joined to 2. If it were specified that every node must be joined to at least one preceding node (formally that the DAG be connected) then there would be nothing in the above technique to indicate that 3 should be joined to 2 rather than 1.

Of course it is possible to supplement this technique in an attempt to address such problems. For example Hamada et al. [2000] also employ a

²³See Section 2.3 of the present work for a brief philosophical discussion of the ontological properties of names in cooking recipes.

dictionary of cooking items. However, even a dictionary may fail to resolve this problem: the entry for ‘burgers’ does not contain the word ‘patties’ in any of 4 large online dictionaries (Collins Dictionary 2017; Oxford Living Dictionary 2017; Cambridge Advanced Learner’s Dictionary and Thesaurus, 2017; Merriam-Webster Online 2017), so it is not clear how this could directly provide the missing link between 3 and 2. Thus the common methods of extracting workflow representations of cooking recipes can face problems in certain circumstances, such as the above example.

In FASTFOOD on the other hand, workflow representation is readily attained by the methods described in Sections 3 and 4. Indeed it is this representation, including its dependencies, that is ultimately used to generate the text. Figure 14 is a graphical depiction of this representation in the case of the worked example of Section 7. This can be seen as a more general advantage of exploring the NLG of cooking recipes: when the representational elements are created by the system itself, they can be created in a way that facilitates the extraction of whatever information is most pertinent. In this case, representing cooking instructions in terms of input and output states (Section 2) allows dependencies to be readily established by matching the input of one with the output of another (Section 5.1).

These dependency relations were used in FASTFOOD’s temporal optimisation module (Section 5). Such optimisation required the consideration of multiple orders for the steps in the cooking recipe, and accurate identification of dependency relations was necessary to establish which orders produces coherent recipes (see Section 5.1). Further to this point, the only account of recipe optimisation in the surveyed literature Hamada et al. [2005], observed that automated DAG extraction was insufficiently accurate for their purposes, and that a manual annotation was required instead.²⁴ Thus it can also be said that the NLG approach to cooking recipes is helpful to their temporal optimisation: generating (as opposed to extracting) discourse representations aids in the accurate identification of dependency relations, and this in turn is necessary for any optimisation process that considers reorderings.

²⁴The optimization attempted by Hamada et al. [2005] is different to that of FASTFOOD as it was not solely concerned with temporal optimisation, but also the optimisation of other factors such as utensil use.

9 Conclusion

This paper introduced FASTFOOD an NLG system that use a backwards-chaining Automated Theorem Prover (ATP) to select the correct steps and ingredients required to make a given dish, and then modified the recipe to optimize time efficiency in the generated recipes. NLG in FASTFOOD was analysed as operating over four distinct phases: content production, content selection, content organisation and content realisation, and these were described in detail in Sections 3, 4, 5 and 6, respectively. The use of backwards-chaining ATP to generate cooking recipes is of theoretical interest, as it draws a connection between two ostensibly disparate areas; and also of practical use, as it allows the NLG process to be modularised so that a database of representational elements is produced and stored, and then elements from this database are selected in response to various user inputs. Temporal optimisation shows the value of the representation system used in FASTFOOD, i.e. that its representation system facilitates this type of high-level reasoning. It also presents a practical benefit, taking care of a reasoning task normally left to the human cook, and reducing cooking time by determining the most time-efficient way to execute a recipe. A number of theoretical points of interest were also encountered in the design choices of FASTFOOD. Choosing what was believed to be the most suitable representation system (Section 2) meant omitting discourse referents; and this decision displayed a connection to an established philosophical debate on the nature of names and descriptions. The modularisation resulting from the content selection algorithm, meant that a method was required for producing a database of representational elements (Section 3). Part of this productive method employed a structure which touched on various semantic interpretations of the synonymy relation (Section 3.3). The content selection algorithm, while initially inspired by ATP, also exhibited a similarity to automated parsing, and this led to a three-way comparison between ATP, automated parsing and FASTFOOD's content selection algorithm. Finally, this work was compared to existing literature on Natural Language Processing of cooking recipes (Section 8, especially EPICUREDale and Haddock [1991]). The two were shown to have different strengths and weaknesses, and a way to combine the benefits of both was briefly explored. A comparison was also made with a common NLU technique of converting natural language recipes to directed acyclic graphs. It was shown that, due in part to its representation system (Section 2), FASTFOOD avoids a common problem encountered

by such techniques. Future work includes introducing a notion of quantity, allowing the user to choose between multiple recipes for the same dish, and linking with the field of text image processing.

References

- O. Abend, S. B. Cohen, and M. Steedman. Lexical event ordering with an edge-factored model. In *Proceedings of the 2015 Conference of the North American Chapter of the Association for Computational Linguistics: Human Language Technologies*, pages 1161–1171, 2015.
- A. Aho, R. Sethi, and J. Ullman. *Compilers: Principles, techniques and tool-reading*, 1986.
- J. Avigad and J. Harrison. Formally verified mathematics. *Communications of the ACM*, 57(4):66–75, 2014.
- J. A. Bateman. Natural language generation: an introduction and open-ended review of the state of the art, 2002.
- M. Bayomi, K. Levacher, M. R. Ghorab, and S. Lawless. Ontoseg: a novel approach to text segmentation using ontological similarity. In *2015 IEEE International Conference on Data Mining Workshop (ICDMW)*, pages 1274–1283. IEEE, 2015.
- W. W. Bledsoe. *Automated Theorem Proving: After 25 Years: After 25 Years*, volume 89. American Mathematical Soc., 1984.
- J. P. Bridge, S. B. Holden, and L. C. Paulson. Machine learning for first-order theorem proving. *Journal of automated reasoning*, 53(2):141–172, 2014.
- J. Bronkhorst. Panini and euclid: reflections on indian geometry. *Journal of Indian Philosophy*, 29(1):43–80, 2001.
- G. Cardona. *Panini: A survey of research*. 1997.
- D. Cazzulino, V. G. Aprea, J. Greenwood, and C. Hart. *Beginning Visual Web Programming in C#: From Novice to Professional*. Apress, 2004.
- N. Chomsky. Three models for the description of language. *IRE Transactions on information theory*, 2(3):113–124, 1956.
- M. Collins. Head-driven statistical models for natural language parsing. *Computational linguistics*, 29(4):589–637, 2003.

- I. M. Copi and R. W. Beard. *Essays on Wittgenstein's Tractatus*. Routledge, 2013.
- A. Cordier, V. Dufour-Lussier, J. Lieber, E. Nauer, F. Badra, J. Cojan, E. Gaillard, L. Infante-Blanco, P. Molli, A. Napoli, et al. Taaable: a case-based system for personalized cooking. In *Successful Case-based Reasoning Applications-2*, pages 121–162. Springer, 2014.
- D. A. Cruse. Hyponymy and its varieties. pages 3–21, 2002.
- T. Culleton and D. Higgs. *Simply vegetarian*. Merlin, 2016.
- R. Dale. Cooking up referring expressions. In *27th Annual Meeting of the association for Computational Linguistics*, pages 68–75, 1989.
- R. Dale. Generating recipes: An overview of epicure. *Current research in natural language generation*, pages 229–255, 1990.
- R. Dale and N. Haddock. Content determination in the generation of referring expressions. *Computational Intelligence*, 7(4):252–265, 1991.
- R. Dale and P. Mazur. Handling conjunctions in named entities. In *International Conference on Intelligent Text Processing and Computational Linguistics*, pages 131–142. Springer, 2007.
- V. Dufour-Lussier, F. L. Ber, J. Lieber, T. Meilender, and E. Nauer. Semi-automatic annotation process for procedural texts: An application on cooking recipes. *arXiv preprint arXiv:1209.5663*, 2012.
- J. Earley. An efficient context-free parsing algorithm. *Communications of the ACM*, 13(2):94–102, 1970.
- D. Elliott and F. Keller. Image description using visual dependency representations. In *Proceedings of the 2013 conference on empirical methods in natural language processing*, pages 1292–1302, 2013.
- J. Evans. *The varieties of reference*. 1982.
- J. Flower, J. Masthoff, and G. Stapleton. Generating readable proofs: A heuristic approach to theorem proving with spider diagrams. In *International Conference on Theory and Application of Diagrams*, pages 166–181. Springer, 2004.

- S. Flynn and F. Dave. The world of the happy pear. Penguin Random House, 2016.
- P. Fontaine, S. Merz, and B. Woltzenlogel Paleo. Compression of propositional resolution proofs via partial regularization. In *International Conference on Automated Deduction*, pages 237–251. Springer, 2011.
- P. Fragkou. Applying named entity recognition and co-reference resolution for segmenting english texts. *Progress in Artificial Intelligence*, 6(4):325–346, 2017.
- G. Frege. Gottlob frege. *Childhood*, 1848:69, 1984.
- P. A. French, T. E. Uehling, and H. K. Wettstein. *Contemporary perspectives in the philosophy of language*, volume 1. U of Minnesota Press, 1979.
- R. Frost, R. Hafiz, and P. Callaghan. Modular and efficient top-down parsing for ambiguous left-recursive grammars. In *Proceedings of the Tenth International Conference on Parsing Technologies*, pages 109–120, 2007.
- E. Gaillard, E. Nauer, M. Lefevre, and A. Cordier. Extracting generic cooking adaptation knowledge for the taaable case-based reasoning system. In *Cooking with Computers workshop@ ECAI 2012*, 2012.
- D. Galmiche. Connection methods in linear logic and proof nets construction. *Theoretical Computer Science*, 232(1-2):231–272, 2000.
- D. Galmiche and J.-Y. Marion. Semantic proof search methods for all-a rst approach. In *4th Workshop on Theorem Proving with Analytic Tableaux and Related Methods, St Goar am Rhein, Germany*. Citeseer, 1995.
- D. Galmiche and G. Perrier. Foundations of proof search strategies design in linear logic. In *International Symposium on Logical Foundations of Computer Science*, pages 101–113. Springer, 1994.
- J. Ganitkevitch, B. Van Durme, and C. Callison-Burch. Ppdb: The paraphrase database. In *Proceedings of the 2013 Conference of the North American Chapter of the Association for Computational Linguistics: Human Language Technologies*, pages 758–764, 2013.
- P. Gavin. Italian vegetarian cookery. Macdonald Optima, 2016.

- H. Geffner. Computational models of planning. *Wiley Interdisciplinary Reviews: Cognitive Science*, 4(4):341–356, 2013.
- A. Georgallides. *The unclarity of the notion 'object' in the Tractatus*. PhD thesis, University of Sussex, 2015.
- K. Gödel. *Über die Vollständigkeit des Logikkalküls*. na, 1929.
- S. R. Gunamgari, S. Dandapat, and M. Choudhury. Hierarchical recursive tagset for annotating cooking recipes. In *Proceedings of the 11th International Conference on Natural Language Processing*, pages 353–361, 2014.
- K. Hall, M. Johnson, et al. Language modeling using efficient best-first bottom-up parsing. In *Proceedings of the IEEE Automatic Speech Recognition and Understanding Workshop*, pages 507–512, 2003.
- R. Hamada, I. Ide, S. Sakai, and H. Tanaka. Structural analysis of cooking preparation steps in Japanese. In *Proceedings of the fifth international workshop on on Information retrieval with Asian languages*, pages 157–164, 2000.
- R. Hamada, K. Miura, I. Ide, S. Satoh, S. Sakai, and H. Tanaka. Multimedia integration for cooking video indexing. In *Pacific-Rim Conference on Multimedia*, pages 657–664. Springer, 2004.
- R. Hamada, J. Okabe, I. Ide, S. Satoh, S. Sakai, and H. Tanaka. Cooking navi: assistant for daily cooking in kitchen. In *Proceedings of the 13th annual ACM international conference on Multimedia*, pages 371–374, 2005.
- X. Hongxia and Z. Li. An efficient extension of Earley’s algorithm for parsing multidimensional structures. In *2008 International Conference on Computer Science and Software Engineering*, volume 2, pages 780–783. IEEE, 2008.
- N. Indurkha and F. J. Damerou. *Handbook of natural language processing*. Chapman and Hall/CRC, 2010.
- A. B. Kahn. Topological sorting of large networks. *Communications of the ACM*, 5(11):558–562, 1962.
- H. Kamp, J. v. Genabith, and U. Reyle. Discourse representation theory. In *Handbook of philosophical logic*, pages 125–394. Springer, 2011.

- T. Kasami. An efficient recognition and syntax-analysis algorithm for context-free languages. *Coordinated Science Laboratory Report no. R-257*, 1966.
- O. Kinouchi, R. W. Diez-Garcia, A. J. Holanda, P. Zambianchi, and A. C. Roque. The non-equilibrium nature of culinary evolution. *New Journal of Physics*, 10(7):073020, 2008.
- S. Koeva. Paraphrasing of synonyms for a fine-grained data representation. In *SEMANTiCS (Posters & Demos)*, pages 79–83, 2015.
- D. C. Kozen. *The design and analysis of algorithms*. Springer Science & Business Media, 1992.
- J. W. Lloyd. *Foundations of logic programming*. Springer Science & Business Media, 2012.
- S. Loos, G. Irving, C. Szegedy, and C. Kaliszyk. Deep network guided proof search. *arXiv preprint arXiv:1701.06972*, 2017.
- D. W. Loveland. *Automated theorem proving: A logical basis*. Elsevier, 2016.
- Y. Matsumoto, H. Tanaka, H. Hirakawa, H. Miyoshi, and H. Yasukawa. Bup: a bottom-up parser embedded in prolog. *New Generation Computing*, 1(2):145–158, 1983.
- C. McCudden. The future of artificial intelligence and interpretative specialization in clinical biochemistry. *Clinical biochemistry*, 50(6):253–254, 2017.
- K. R. McKeown. Discourse strategies for generating natural-language text. *Artificial intelligence*, 27(1):1–41, 1985.
- A. Meduna. *Formal languages and computation: models and their applications*. CRC Press, 2014.
- A. Miller. Representation and reality in wittgenstein’s tractatus, 2017.
- R. J. Mooney. Inductive logic programming for natural language processing. In *International conference on inductive logic programming*, pages 1–22. Springer, 1996.

- S. Mori, T. Sasada, Y. Yamakata, and K. Yoshino. A machine learning approach to recipe text processing. In *Proceedings of the 1st Cooking with Computer Workshop*, pages 29–34, 2012.
- S. Mori, H. Maeta, Y. Yamakata, and T. Sasada. Flow graph corpus from recipe texts. In *Proceedings of the Ninth International Conference on Language Resources and Evaluation (LREC'14)*, pages 2370–2377, 2014.
- K.-J. Oh, M.-D. Hong, U.-N. Yoon, and G.-S. Jo. Text-based semantic video annotation for interactive cooking videos. In *Computational Collective Intelligence*, pages 236–244. Springer, 2015.
- F. Panaget. Using a textual representation level component in the context of discourse and dialogue generation. In *Proceedings of the Seventh International Workshop on Natural Language Generation*, 1994.
- E. Pavlick and A. Nenkova. Inducing lexical style properties for paraphrase and genre differentiation. In *Proceedings of the 2015 Conference of the North American Chapter of the Association for Computational Linguistics: Human Language Technologies*, pages 218–224, 2015.
- F. C. Pereira and D. H. Warren. Parsing as deduction. In *21st annual meeting of the association for computational linguistics*, pages 137–144, 1983.
- D. Preotiuc-Pietro, W. Xu, and L. Ungar. Discovering user attribute stylistic differences via paraphrasing. In *Proceedings of the AAAI Conference on Artificial Intelligence*, volume 30, 2016.
- W. V. Quine. On what there is. *The review of metaphysics*, 2(1):21–38, 1948.
- L. Rau and P. S. Jacobs. Integrating top-down and bottom-up strategies in a text processing system. In *Second Conference on Applied Natural Language Processing*, pages 129–135, 1988.
- S. Reichel, T. Muller, O. Stamm, F. Groh, B. Wiedersheim, and M. Weber. Mampf: An intelligent cooking agent for zoneless stoves. In *2011 Seventh International Conference on Intelligent Environments*, pages 171–178. IEEE, 2011.
- E. Reiter, S. Sripada, J. Hunter, J. Yu, and I. Davy. Choosing words in computer-generated weather forecasts. *Artificial Intelligence*, 167(1-2): 137–169, 2005.

- J. Robin. A revision-based generation architecture for reporting facts in their historical context. *New concepts in natural language generation: Planning, realization, and systems*, pages 238–268, 1993.
- B. Russell. On denoting. *Mind*, 14(56):479–493, 1905.
- B. Russell. Knowledge by acquaintance and knowledge by description. In *Proceedings of the Aristotelian Society*, volume 11, pages 108–128. JSTOR, 1910.
- S. Sarawagi. *Information extraction*. Now Publishers Inc, 2008.
- S. Schulz and G. Sutcliffe. Proof generation for saturating first-order theorem provers. *All about Proofs, Proofs for All, Mathematical Logic and Foundations*, 55, 2015.
- J. R. Searle. Proper names. *Mind*, 67(266):166–173, 1958.
- S. M. Shieber, Y. Schabes, and F. C. Pereira. Principles and implementation of deductive parsing. *The Journal of logic programming*, 24(1-2):3–36, 1995.
- E. P. Stabler Jr. Deterministic and bottom-up parsing in prolog. In *AAAI*, pages 383–386, 1983.
- G. Stapleton, J. Masthoff, J. Flower, A. Fish, and J. Southern. Automated theorem proving in euler diagram systems. *Journal of Automated Reasoning*, 39(4):431–470, 2007.
- G. Sutcliffe and C. Suttner. Evaluating general purpose automated theorem proving systems. *Artificial intelligence*, 131(1-2):39–54, 2001.
- M. Tomita. *Efficient parsing for natural language: a fast algorithm for practical systems*, volume 8. Springer Science & Business Media, 2013.
- J. Urban, K. Hoder, and A. Voronkov. Evaluation of automated theorem proving on the mizar mathematical library. In *International Congress on Mathematical Software*, pages 155–166. Springer, 2010.
- J. Viethen and R. Dale. Evaluation in natural language generation: Lessons from referring expression generation. In *TRAITEMENT AUTOMATIQUE DES LANGUES 48 (1)*. Citeseer, 2007.

- B. Webber, M. Egg, and V. Kordoni. Discourse structure and language technology. *Natural Language Engineering*, 18(4):437–490, 2012.
- L. Wittgenstein. *Tractatus logico-philosophicus* (trans. pears and mcguinness). 1961.
- Y. Yamakata, H. Maeta, T. Kadowaki, T. Sasada, S. Imahori, and S. Mori. Cooking recipe search by pairs of ingredient and action—word sequence vs flow-graph representation—. *Transactions of the Japanese Society for Artificial Intelligence*, 32(1):WII-F_1, 2017.
- S. Zhang. Story parsing grammar. *Journal of Computer Science and Technology*, 9(3):215–228, 1994.
- J. Zhao, A. Bordallo, and S. Ramamoorthy. Training the pr2 in culinary arts.
- P. Zhao, T. Fang, J. Xiao, H. Zhang, Q. Zhao, and L. Quan. Rectilinear parsing of architecture in urban environment. In *2010 IEEE Computer Society Conference on Computer Vision and Pattern Recognition*, pages 342–349. IEEE, 2010.