

Massive neutrino self-interactions with a light mediator in cosmology

Jorge Venzor,^{1,*} Gabriela Garcia-Arroyo,^{2,†} Abdel Pérez-Lorenzana,^{1,‡} and Josue De-Santiago^{1,3,§}

¹*Departamento de Física, Centro de Investigación y de Estudios Avanzados del I.P.N.
Apartado Postal 14-740, 07000, Ciudad de México, México.*

²*Dpto. Ingeniería Civil, División de Ingeniería,
Universidad de Guanajuato, Gto., CP 36000, México.*

³*Consejo Nacional de Ciencia y Tecnología. Av. Insurgentes Sur 1582, 03940, Ciudad de México, México*

(Dated: July 1, 2022)

Nonstandard self-interactions can alter the evolution of cosmological neutrinos, mainly by damping free streaming, which should leave traces in cosmological observables. Although overall effects are opposite to those produced by neutrino mass and a larger N_{eff} , they cannot be totally canceled by these last. We harness cosmological data that includes Cosmic Microwave Background from Planck 2018, BAO measurements, local H_0 , Ly- α and SNIa, to constrain massive neutrino self-interactions with a very light scalar mediator. We find that the effective coupling constant, at the 95% C.L., should be $g_{\text{eff}} < 1.94 \times 10^{-7}$ for only Planck 2018 data and 1.97×10^{-7} when Planck + BAO are considered. This bound relaxes to 2.27×10^{-7} (2.3×10^{-7}) for H_0 ($H_0 + \text{SNe} + \text{Ly-}\alpha$) data. Using the Planck + BAO dataset, the H_0 tension lowers from 4.3σ (for ΛCDM) to 3.2σ . The Akaike Information Criterion penalizes the self-interacting model due to its larger parameter space for Planck or Planck + BAO data, but favors the interacting model when we use local H_0 measurements. A somewhat larger value for H_0 is preferred when we include the whole data pool, which comes accompanied with a larger value of N_{eff} and a more constricted bound on Σm_ν .

I. INTRODUCTION

Cosmology provides frontier conditions to uniquely study neutrinos. The cosmological constraints on the standard neutrinos are consistent with three active neutrinos [1–3], which is consistent with the theoretical prediction $N_{\text{eff std}} = 3.045$ [4–8]. Furthermore, the cosmological bound on the sum of the neutrino masses is the more restrictive so far with a consensus value of $\sum m_\nu < 0.12$ eV [9, 10]. Cosmology is also expected to robustly show a preference for the correct neutrino mass hierarchy, wherein the normal (inverted) hierarchy $m_3 > m_1$ ($m_3 < m_1$). Once the bound on the sum of the neutrino masses reaches a precision below the minimum bound in the IH, $\sum m_\nu^{\text{IH}} > 0.0986 \pm 0.00085$ eV [11], a preference for one the hierarchies would be plausible [12–14].

However, neutrino cosmological constraints may change significantly in the presence of neutrino nonstandard interactions (NSI). For instance, in such a scenario, an extra degeneracy arises with other cosmological parameters. Additionally, the impact on the cosmological observables does depend heavily on the nature of the NSI and on the mediator mass.

A neutrino self-interaction mediated by a heavy particle is an interesting model that could ease the H_0 tension [15–21]. Late and early observations of the Hubble parameter today are, on average, not consistent with each other [9, 22–26]. This tension is now above 4σ . If it were

confirmed, new physics in the early Universe might be needed to explain the discrepancy. In this sense, among several ideas for physics beyond the Standard Model, neutrino NSIs are particularly appealing because their validity can soon be proved right or wrong by experiments and astrophysical observations [27–37].

On the other hand, a neutrino NSI mediated by a light scalar particle is one of the preferred proposals since it could be related to the solution to the anomaly observed by the MiniBooNE and LSND experiments [38–41]. Although the interpretation of the excess signal produced by single electron neutrinos was recently disfavored by the MicroBooNE collaboration [42]. The origin of the neutrino excess observed by MiniBooNE/LSND is still to be explained and a neutrino NSI mediated by a light particle is a possible explanation.

Aside from possible solutions to the mentioned tensions and anomalies, the phenomenological consequences of neutrino NSI with a light mediator are vast. For instance, the neutrino mass bounds may relax or completely vanish in the presence of neutrino decays, annihilations or long-range interactions via a NSI neutrino-scalar interactions [43–49]. Furthermore, non-desirable NSI effects change N_{eff} , by increasing [28], or reducing its value [50]. The neutrino self-interactions effects on linear perturbation cosmology have been studied in [51, 52], where the authors found a 2σ bound for the effective neutrino-scalar coupling $g_{\text{eff}} \lesssim 2 \times 10^{-7}$. So far, self-interactions with light mediators have not shown any preference for a larger H_0 -value [52].

In this paper, we study the effect of massive neutrino self-interactions mediated by a light ($m_\phi \lesssim 10^{-3}$ eV), or massless scalar particle on the evolution of cosmological density perturbations and temperature and matter power spectra. We extend the previous works in Refs. [51, 52],

* jorge.venzor@cinvestav.mx

† 0543074c@umich.mx

‡ aplorenz@fis.cinvestav.mx

§ Josue.desantiago@cinvestav.mx

where they studied self-interactions without taking into account the neutrino mass. We compare our results to the latest cosmological observations in order to constrain the parameters of the model. Finally, we use model comparison criteria to test the self-interacting neutrinos versus the standard cosmological model.

The rest of the paper is organized as follows, in section II, we introduce the computation of the neutrino self-interaction collision term, then we use the relaxation time approximation (RTA) to write down the Boltzmann hierarchy of neutrino perturbations. In section III, we constrain the parameter space for neutrino self-interactions using different cosmological data sets. We conclude and highlight some future directions in section IV.

II. COSMOLOGICAL PERTURBATIONS IN THE PRESENCE OF NEUTRINO SELF-INTERACTIONS

Along with the present discussion, we shall focus on the thermal history of neutrinos, its impact on the evolution of the other species, and the imprints that this last should leave on current cosmological data, which can be appropriately described by the evolution of its full distribution function in phase space, through Boltzmann equation formalism. In the standard approach, neutrinos are only subject to electroweak interactions, which keep neutrinos in thermal equilibrium well down to about $1 \sim \text{MeV}$, its decoupling temperature. Once decoupled, the ultrarelativistic neutrinos free-stream, damping neutrino density fluctuations at scales below the free-streaming length, feeding $\ell \gg 2$ moments in the neutrino Boltzmann hierarchy. As a consequence, metric perturbations also get reduced as a back reaction within those scales. As they travel through matter they gravitationally pull wavefronts, phase shifting CMB power spectra towards larger scales, also damping its amplitude [1–3]. The signature of this effect appears as a photon sound horizon at last scattering that is slightly larger than what it would be in the absence of this effect. On the larger scales, on the other hand, free streaming does not affect neutrino perturbations, and thus at late times, they would evolve just as cold dark matter once they become non relativistic [2, 53, 54].

However, neutrino NSIs alter this picture. A moderate neutrino NSI that remains effectively active well down to the epoch of photon decoupling and beyond would have sensible effects on the evolution of the cosmic microwave background (CMB) and matter perturbations. The final scenario does depend, however, on the intermediary mass, as previous studies had pointed out [19, 55, 56]. For a massive mediator particle the NSI competes with standard weak interactions, so that if neutrinos remain coupled to matter after weak interactions had decoupled, neutrino decoupling temperature would be delayed, as well as the free streaming length diminished. If this interaction keeps neutrinos coupled to matter long enough, it

will prompt neutrinos to isotropize, which means damping of high Boltzmann moments, increasing the effects of the lower monopole and dipole moments in acoustic oscillations. Of course, in this case, Neutrino NSI should eventually go out of equilibrium, allowing the neutrinos to free stream, unchanging the behavior on the large scale perturbations. The effect of having a massive (sterile) neutrino experimenting this class of NSI interactions was considered in Ref. [19].

On the other hand, cosmological effects of lighter mediators of neutrino NSI had been considered in Refs. [51, 52, 55, 57]. In this case, the NSI interaction rate may remain subleading compared to the expansion of the Universe at early times, but, it eventually can overtake the expansion bringing neutrinos into a late self-coupled era, which should leave an imprint on the matter and CMB spectra. Late recoupling of neutrinos among themselves may alter the distinctive phase shift and amplitude damping of CMB acoustic oscillations, on the affected scales. In addition to that, although neutrino tiny mass barely affects neutrino free streaming, neutrino abundance is proportional to it, and thus, increasing the neutrino mass amplifies mentioned free streaming effects. Famously, the neutrino mass suppresses the matter power spectrum for small scales [58]. From this point of view, neutrino mass could compensate for a portion of the NSI effects. However, neutrino masses had not been so far considered as part of the variables involved in the outcomes of NSI effects. This is one of the issues we would like to address along with this paper.

In this work we assume that the geometry of the space-time is described by a perturbed FLRW metric, which in the notation by Ma and Bertschinger (MB) [59] and in a synchronous gauge is written as

$$ds^2 = a^2(\tau) [-d\tau^2 + (\delta_{ij} + h_{ij})dx^i dx^j], \quad (1)$$

where a is the scale factor, τ the conformal time and the scalar part of the metric perturbation, $h_{ij}(x, \tau)$, is described in the Fourier space through two fields, $h = h(\vec{k}, \tau)$ and $\eta = \eta(\vec{k}, \tau)$,

$$h_{ij}(\vec{x}, \tau) = \int d^3k e^{i\vec{k}\cdot\vec{x}} \left\{ k_i k_j h + (k_i k_j - \frac{\delta_{ij}}{3}) 6\eta \right\}. \quad (2)$$

In such a Universe the metric potentials are coupled to the matter constituents through the Einstein equations, from which the conservation of the energy-momentum tensor is derived and, in turn, do so the continuity and Euler equations that dictate the evolution of matter.

To proceed with our analysis, we shall first elaborate on neutrino Boltzmann hierarchy equations. For this, we start by writing at linear order in perturbation theory the phase space distribution function, $f(x^i, q_j, \tau)$, as

$$f(x^i, q_j, \tau) = f_0(q) [1 + \Psi(x^i, q, \hat{n}_j, \tau)], \quad (3)$$

where x^i denotes the spatial coordinates, $q_j = q\hat{n}_j$ is the comoving tri-momentum oriented along the unitary vector \hat{n}_j , and with magnitude $q = |\vec{q}|$. This last term is

related to the proper momentum \vec{p} , through the expansion parameter such that $\vec{q} = a\vec{p}$. On the above expression, $f_0(q)$ is the distribution function at the background (considered in thermal equilibrium) that in the case of neutrinos is the Fermi–Dirac distribution,

$$f_0(q, \tau) = \frac{1}{e^{\epsilon/aT} + 1}. \quad (4)$$

Here T is the neutrino temperature and $\epsilon = \epsilon(q, \tau) = \sqrt{q^2 + a^2 m^2}$ the comoving energy, related to the proper energy by $\epsilon = aE$. Since the distribution function f provides the number of particles in a differential volume in phase space, $dN = f dx^1 dx^2 dx^3 dP^1 dP^2 dP^3$, with P^i the canonical conjugate momentum which in the synchronous gauge is given as $P_i = (\delta_{ij} + \frac{1}{2}h_{ij})q^j$, in the presence of local collisions, it evolves according to the Boltzmann equation

$$\frac{Df}{d\tau} = \frac{\partial f}{\partial \tau} + \frac{\partial \vec{x}}{\partial \tau} \cdot \frac{\partial f}{\partial \vec{x}} + \frac{\partial \vec{P}}{\partial \tau} \cdot \frac{\partial f}{\partial \vec{P}} = C[f], \quad (5)$$

where $C[f] = \left(\frac{\partial f}{\partial \tau}\right)_C$ is the collision term.

To first order, the Boltzmann equation for the distribution (3) in Fourier space, has the generic expression [59],

$$\frac{\partial \Psi}{\partial \tau} + i \frac{q}{\epsilon} (\vec{k} \cdot \hat{n}) \Psi + \frac{d \ln f_0}{d \ln q} \left[\dot{\eta} - \frac{\dot{h} + 6\dot{\eta}}{2} (\vec{k} \cdot \hat{n})^2 \right] = \frac{1}{f_0} C[f]. \quad (6)$$

Of course, for a vanishing $C[f]$ we recover the collisionless Boltzmann equation or Vlasov equation that describes free streaming neutrinos. As it is usual, to partially reduce the dimensionality of the problem we should expand the perturbation Ψ into a Legendre series,

$$\Psi(\vec{k}, \hat{n}, q, \tau) = \sum_{\ell=0}^{\infty} (-i)^\ell (2\ell + 1) \Psi_\ell(\vec{k}, q, \tau) P_\ell(\hat{k} \cdot \hat{n}), \quad (7)$$

which transforms the former equation (6) into an infinite moment hierarchy for the $\Psi_\ell(\vec{k}, q, \tau)$ weights.

In principle, one should solve the collisional Boltzmann equation by calculating the integrals of the collision terms for the specific interaction, however as a first approach we use the relaxation time approximation (RTA) [60] in which the collision term $C[f]/f_0$ is well approximated by $-\Psi/\tau_c$, where τ_c is the mean time between collisions, which can be written as $\tau_c^{-1} = a\Gamma = an\langle\sigma v\rangle$. Using this approach one obtains the following Boltzmann hierarchy,

$$\dot{\Psi}_0 = -\frac{qk}{\epsilon} \Psi_1 + \frac{\dot{h}}{6} \frac{d \ln f_0}{d \ln q}, \quad (8)$$

$$\dot{\Psi}_1 = \frac{qk}{3\epsilon} (\Psi_0 - 2\Psi_2), \quad (9)$$

$$\dot{\Psi}_2 = \frac{qk}{5\epsilon} (2\Psi_1 - 3\Psi_3) - \left(\frac{\dot{h}}{15} + \frac{2\dot{\eta}}{5} \right) \frac{d \ln f_0}{d \ln q} - a\Gamma \Psi_2, \quad (10)$$

$$\dot{\Psi}_{l \geq 3} = \frac{qk}{(2l+1)\epsilon} (l\Psi_{l-1} - (l+1)\Psi_{l+1}) - a\Gamma \Psi_l. \quad (11)$$

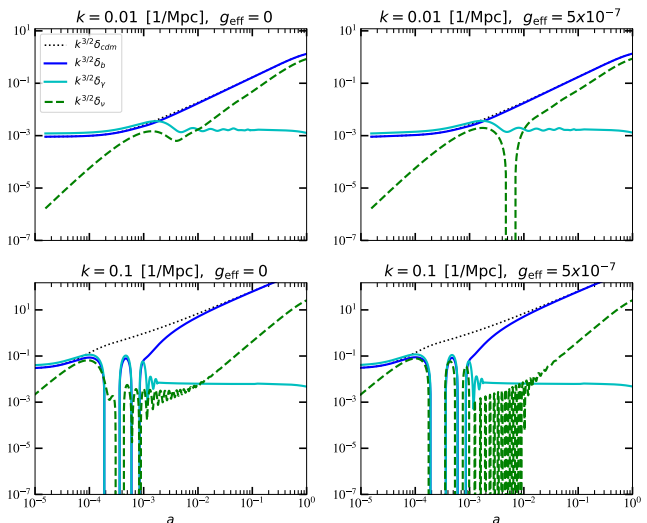


FIG. 1. Evolution of the density perturbations as a function of the scale factor in the synchronous gauge, with fixed values $\sum m_\nu = 0.23$ eV and $N_{\text{eff}} = 3.046$. The value of the k -modes are 0.01 (top) and 0.1 1/Mpc (bottom). The interaction is turned on only in the right hand panels with $g_{\text{eff}} = 5 \times 10^{-7}$.

The first two hierarchy equations, for the monopole and dipole modes, are related to density and energy momentum conservation, which require that

$$\int d^3 q C[f] = 0 = \int d^3 q \hat{k} \cdot \hat{n} C[f]$$

respectively, and therefore they should get no contribution from the interaction [51, 55] whose impact becomes more relevant for the higher modes, since it enters as a damping term. We adopt a phenomenological recipe for the neutrino scattering rate for a light mediator [52] for which we take

$$\Gamma = 0.183 g_{\text{eff}}^4 T_\nu, \quad (12)$$

with g_{eff}^4 an effective coupling constant that generically encodes the subtleties of the interaction.

Once this formalism has been introduced, it is possible to obtain the numerical solutions of the density contrasts and understand the physical effect of the interaction term. In order to explore the self-interacting neutrino effects, we first show the effect on the density contrasts of the standard cosmological species. In Fig. 1 we show cold dark matter, photon, baryonic and neutrino perturbations at different k modes and for two g_{eff} values, 0 and 5×10^{-7} . For $g_{\text{eff}} = 0$, there is no interaction and the contrast of massive neutrinos behaves as expected (left panels), however, when the interaction turns on (right panel) the neutrino fluid undergoes acoustic oscillations because free streaming is not efficient enough to damp the perturbations. This lack of free-streaming ultimately will translate into non-desired changes that could be partially compensated by changing other neutrino or cosmological parameters.

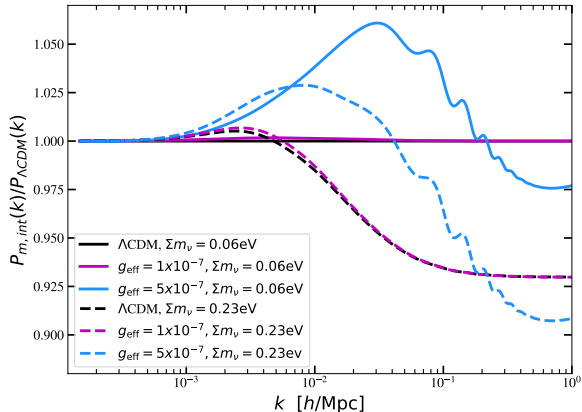


FIG. 2. Effects of g_{eff} and $\sum m_\nu$ on the matter power spectrum. Solid lines correspond to $\sum m_\nu = 0.06$ eV, and dashed ones correspond to $\sum m_\nu = 0.23$ eV. Black indicates non-interacting neutrinos, while blue and purple lines are for self-interacting neutrinos.

Changes in density perturbations are carried over the matter power spectrum, for example, in Fig. 2 we show that a larger sum of neutrino masses produce an attenuation at small scales (as expected). However, the value of the coupling constant plays an opposite role since larger values of g_{eff} are associated with an increasing power spectrum, so that, bigger couplings could be observationally valid if neutrino masses are increased too. As a matter of fact, this non-trivial effect, regarding its k -dependence, was also observed in the heavy mediator scenario [19]. As we can see in the figure, the neutrino mass and the coupling cannot vanish each other effect, thus, we expect cosmology to prefer negligible values of these two parameters when employing data to constrain them.

Massive self-interacting neutrinos through eq.(12) also imprint an effect in the CMB spectra, as shown in Figs.(3-5). In Figs. 3 and 4 we show the TT spectrum for different g_{eff} -values, while also changing values of $\sum m_\nu$ and N_{eff} respectively. We notice that g_{eff} enhances the spectrum for high multipoles, while the neutrino mass damps and shifts the overall spectrum to the left. Furthermore, N_{eff} causes a phase shift in the acoustic peaks. In Fig. 5 we also show that the neutrino self-interaction enhances the polarization spectra, however, notice that for the selected values it is harder to distinguish from ΛCDM . As in the MPS graph, we do not observe any non-null combination of parameters that could mimic ΛCDM in the CMB, this ultimately will reflect on different model-fit results that can be distinguished from the standard cosmological model.

In the next section, we are going to show the results on the global fits for the self-interacting neutrino model while allowing all three neutrino parameters (g_{eff} , N_{eff} , $\sum m_\nu$) to be free.

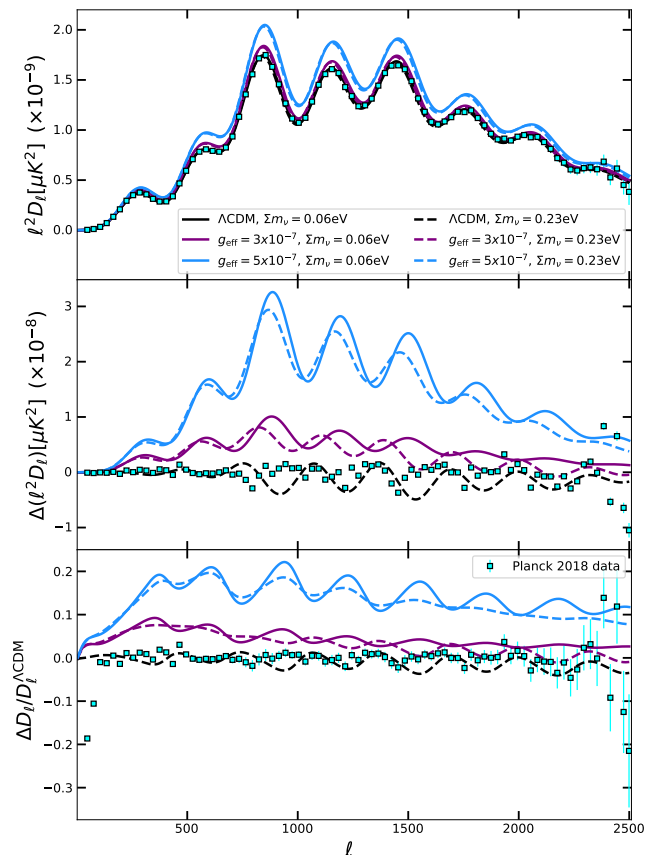


FIG. 3. Temperature power spectrum of self-interacting massive neutrinos. Solid lines correspond to $\sum m_\nu = 0.06$ eV, while dashed lines indicate $\sum m_\nu = 0.23$ eV. Black indicates non interacting neutrinos, while colored lines are for self-interacting neutrinos. In the middle and bottom panels ΔD_ℓ means $D_{\ell,\text{NSI}} - D_{\ell,\Lambda\text{CDM}}$.

III. PARAMETER CONSTRAINTS AND DEGENERACIES

In this section, we use different sets of cosmological observations to constrain the parameters of the NSI scenario. The observations include CMB power spectra from Planck 2018, which include the combined TT, TE, EE, low E, and lensing likelihoods [61]. Baryonic acoustic oscillations (BAO) measurements from BOSS DR12 — both from galaxy [62] and Lyman- α forest correlations [63, 64]—, 6DF [65] and MGS [66]. In the following we refer to the galaxy measurements simply as BAO and to the BAO Lyman- α measurements simply as Ly- α . Local H_0 measurements from SH0ES [25] are also included as well as SNIa data from Pantheon [67].

In order to compare our model with the observations we run MCMC chains using the code MontePython [68, 69] with a modified version of CLASS [70, 71]. The model varies the usual ΛCDM parameters Ω_b , Ω_{cdm} , θ_s , A_s , n_s and τ_{reio} plus three extra parameters related with the neutrino dynamics which include the sum of

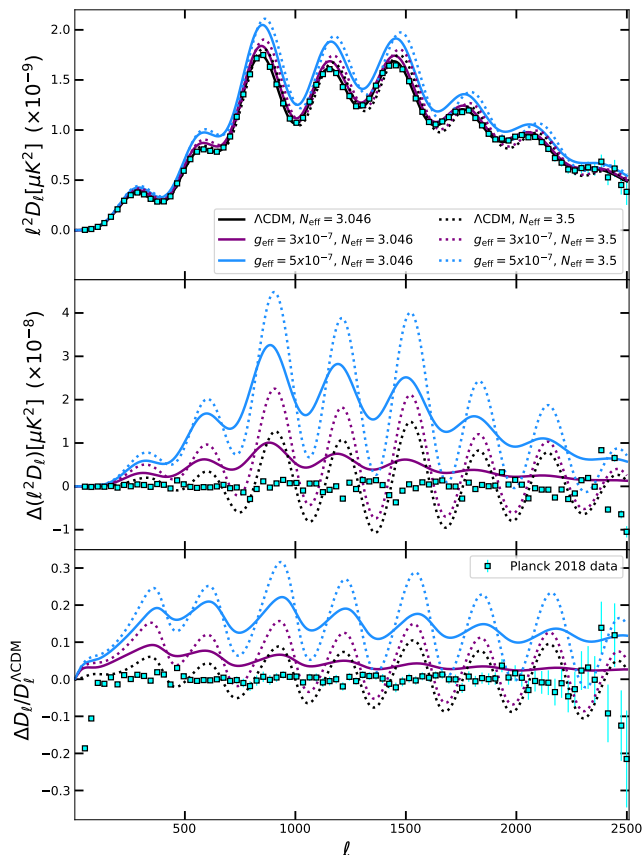


FIG. 4. Temperature power spectrum of self-interacting massive neutrinos. Solid lines correspond to $N_{\text{eff}} = 3.046$, while dotted lines indicate $N_{\text{eff}} = 3.5$. Black indicates non-interacting neutrinos, while colored lines are for self-interacting neutrinos.

the neutrino masses, $\sum m_\nu$, and the interaction strength g_{eff} , as well as N_{ur} corresponding to a possible extra ultra relativistic component in the early Universe, with $N_{\text{eff}} = 3.046 + N_{\text{ur}}$. The constraints obtained in the parameters are summarized in table I, and in figures 6-7. These figures were created with the GetDist package [72].

In Fig. 6 we can see that the combination of CMB+BAO+ H_0 data prefers a positive g_{eff} at least at one σ level. This result mirrors the one obtained in Ref. [19] for neutrino interactions with a massive mediator, where a maximum likelihood is found for a positive interaction strength. In that case, there is a second maximum close to zero strength, giving rise to two distinctive solutions preferred by the data, one with and one without interaction. In the case of the present work, where a light mediator drives the interaction, no second maximum is found close to $g_{\text{eff}} = 0$. Moreover, we can arguably expect that future data may prefer a positive interaction with a higher statistical significance.

We observe interesting correlations among the parameters. For instance, when using any of the datasets, the correlation of the effective coupling, g_{eff} , with H_0 and

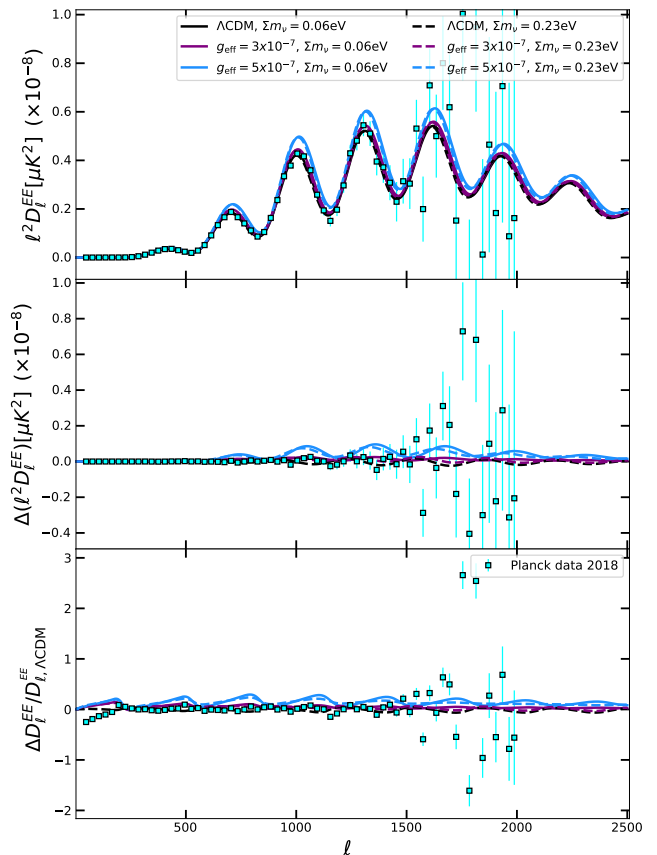


FIG. 5. EE polarization spectra of self-interacting massive neutrinos. Solid lines correspond to $\sum m_\nu = 0.06$ eV, while dashed lines indicate $\sum m_\nu = 0.23$ eV. Black indicates non-interacting neutrinos, and colored lines are for self-interacting neutrinos.

with N_{eff} is positive and moderate, which means that a larger coupling value is associated with slightly larger H_0 and N_{eff} values. While the correlation with the neutrino mass is rather weak. Thus, this tells us that forcing the model to take a larger H_0 -value can be partially compensated with a larger g_{eff} -value. Therefore, local measurements, which favor larger values for H_0 lead to larger values for the neutrino coupling.

Passing by, we also observe that when using Planck data only, the correlation between $\sum m_\nu$ and H_0 and also with g_{eff} is negative. However, this negative correlation disappears when including BAO (and H_0) data. Thus, having a larger neutrino mass does not prevent H_0 from taking larger values when the whole data pool is considered. Notice that this effect is not unique to this model, and it mainly depends on the dataset selection [73].

Among the possible solutions, self-interacting neutrinos do not free-stream, and thus, their phase shift effect on the acoustic peaks can be suppressed, this can be partially compensated with a larger N_{eff} -value and ultimately, due to their strong correlation, a larger value of

TABLE I. Constraints on the cosmological parameters in the self-interacting neutrino scenario for different data combinations. We quote 68% credible intervals, except for upper bounds, which are 95%. For comparison purposes, the ΔAIC values between the ΛCDM and the NSI models are included. The criterion favors the interacting model when H_0 data is included.

Parameter	Planck	Planck+BAO	Planck+ BAO+ H_0	Planck+BAO+ H_0 +SNe+Ly- α
$\Omega_b h^2 \times 10^2$	2.229 ± 0.024	2.238 ± 0.019	2.271 ± 0.017	2.272 ± 0.016
$\Omega_{\text{cdm}} h^2$	0.119 ± 0.037	0.119 ± 0.037	0.126 ± 0.031	0.126 ± 0.029
$100\theta_s$	1.0422 ± 0.0007	1.0422 ± 0.0006	1.0413 ± 0.0005	1.0413 ± 0.0005
$\ln 10^{10} A_s$	3.042 ± 0.019	3.044 ± 0.017	3.061 ± 0.016	3.061 ± 0.016
n_s	0.964 ± 0.009	0.967 ± 0.009	0.983 ± 0.007	0.983 ± 0.007
$\tau_{\text{reio}} \times 10^2$	5.54 ± 0.83	5.72 ± 0.78	5.97 ± 0.77	6.01 ± 0.80
$\sum m_\nu$ [eV]	< 0.23	< 0.12	< 0.12	< 0.10
$g_{\text{eff}} \times 10^7$	< 1.94	< 1.97	< 2.27	< 2.30
H_0	66.9 ± 1.9	67.7 ± 1.4	70.8 ± 1.1	70.9 ± 1.0
N_{eff}	3.00 ± 0.24	3.03 ± 0.22	3.49 ± 0.19	3.50 ± 0.17
σ_8	0.807 ± 0.018	0.814 ± 0.012	0.832 ± 0.011	0.833 ± 0.010
ΔAIC	4.49	5.76	-3.88	-5.20

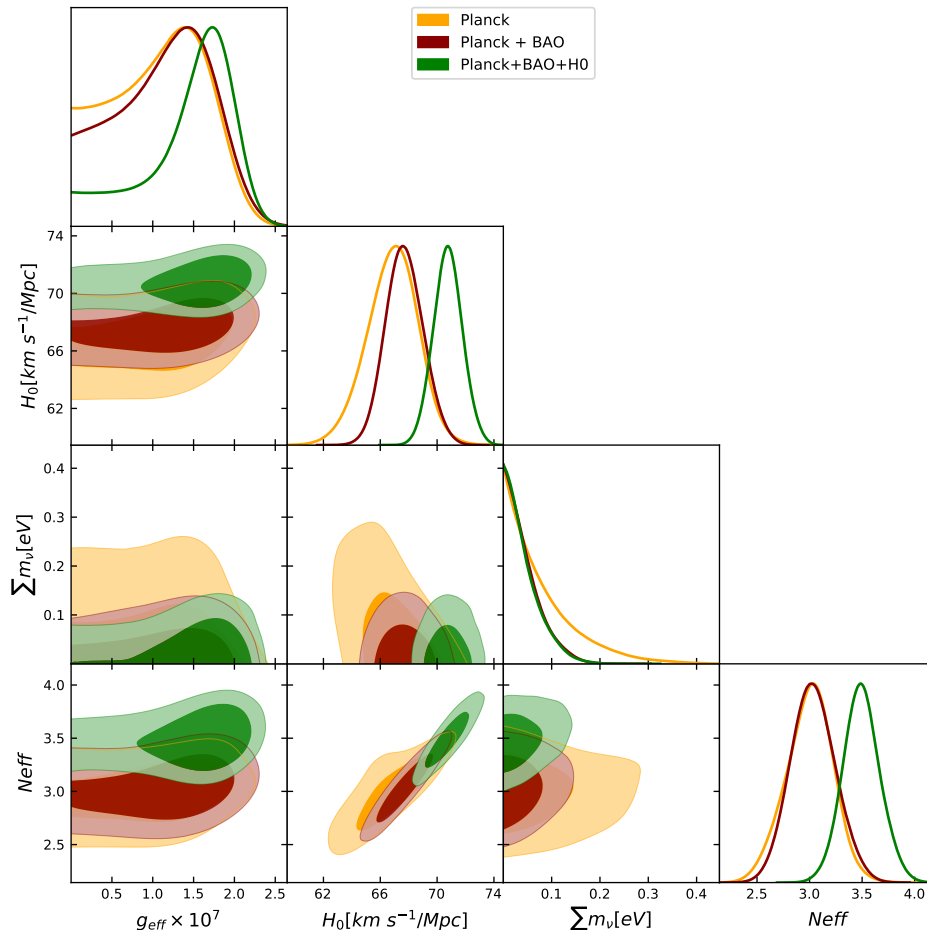


FIG. 6. Observational constraints for the NSI model, there are included the main parameters at 68% and 95% confidence limits; using Planck, Planck+BAO and, Planck+BAO+ H_0 data combinations. We see that the inclusion of local H_0 data favors a non-zero interaction at least at 1- σ level. Note that the combined posterior distribution Planck+BAO+ H_0 +SNe+Ly α is not included here because it overlaps with the Planck+BAO+ H_0 combination.

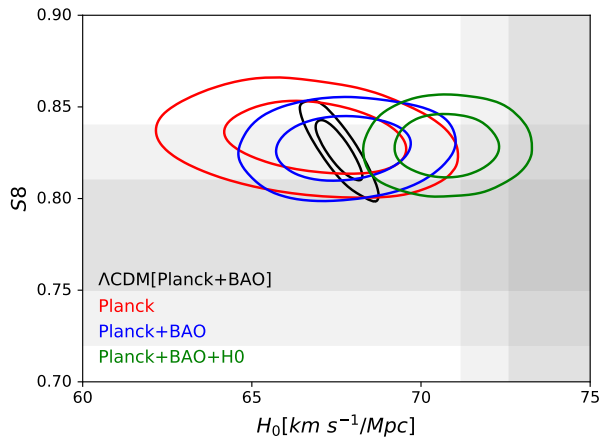


FIG. 7. 2D posteriors of S_8 and H_0 . We compare posteriors in the self-interacting scenario using three data sets as follows Planck (red), Planck+BAO (blue), and Planck+BAO+ H_0 (green). The posterior of Λ CDM is shown in black with the complete data set Planck+BAO+ H_0 +SNe+Ly- α . The gray bands correspond to the 2σ measurements for $S_8 = \sigma_8(\Omega_m/0.3)^{0.5} = 0.78 \pm 0.03$ [74] and $H_0 = 74.03 \pm 1.42 \text{ km s}^{-1} \text{ Mpc}^{-1}$ [25]. The Λ CDM model (black) presents a tension of 4.3σ between the Planck+BAO and the local measurement. While the model with interactions reduces the tension to 3.2σ given the same data (blue).

H_0 is preferred by the data. This reduces, the tension in H_0 between the Planck and SH0ES estimates as can be seen in Figs. 6 and 7. The tension in H_0 between both Planck + BAO data and the SH0ES estimate is 4.3σ for the Λ CDM model, while it is only 3.2σ for the interactive neutrino model. In Fig. 7 we show that the reduction in the H_0 tension doesn't introduce a tension on the parameter S_8 . Furthermore, as increasing neutrino masses would lower H_0 , our bounds on Σm_ν are consistent with those found by Planck collaboration [9] and result tighter when H_0 , SNe, and Ly- α data are included, as expected.

Adding new physics to the base Λ CDM model usually brings with it new degrees of freedom that can significantly improve the agreement of the model to data, and reduce tensions. However, this procedure can lead to overfitted models with nonphysical parameters. Some statistical tools have been created to evaluate whether the improvement in the fitting justifies the added parameters. Here we employ one such tool, known as the Akaike Information Criterion (AIC) defined as [75, 76],

$$\text{AIC} = -2 \ln \mathcal{L}_{\text{max}} + 2n_{\text{free}}, \quad (13)$$

where \mathcal{L}_{max} is the maximum likelihood that can be obtained within the model, n_{free} the number of parameters. Between a family of models, the one with a smaller AIC value is preferred by the data. The addition of new parameters n_{free} is penalized but can be compensated if the more complex model has a much higher likelihood value. To compare the NSI model we use a base Λ CDM model with two massless and one massive neutrino with a fixed

mass of $m_\nu = 0.06 \text{ eV}$. The lack of nonstandard interaction as well as the fixed mass and N_{eff} results in a model with 3 degrees of freedom less than the NSI model. We consider $\Delta\text{AIC} = \text{AIC}_{\text{NSI}} - \text{AIC}_{\Lambda\text{CDM}}$, a positive value for this quantity favors the base model while a negative value favors the NSI model. From table I we can see that ΔAIC values are in the range [4, 7] which means that the NSI model has statistical support although Λ CDM is preferred we can also note that the local H_0 data used together with Planck and BAO favors the interaction model. This result is encouraging as it justifies the inclusion of the interaction. For the larger set of data corresponding to Planck, BAO, H_0 , Supernovae, and Ly- α , the information criterion prefers the interaction model with an even larger margin.

IV. SUMMARY AND CONCLUSIONS

In this work, we studied the cosmological effects of a nonstandard interaction between massive neutrinos mediated by a light particle. Our work generalizes similar studies like those in Refs. [52] and [19], the former employing earlier Planck data and assuming a massless neutrino, and the latter using a heavy mediator. For our purpose, we used a modified version of the Boltzmann solver CLASS [70, 71] to include the neutrino self-interactions and the Markov chain Monte Carlo code MontePython [68, 69] to obtain the parameter constraints. Furthermore, we used several data sets including cosmic microwave background (CMB), baryonic acoustic oscillations (BAO), Ly- α forest, and local measurements of H_0 .

The constrictions on the base- Λ CDM parameters reported in table I are in good agreement with the known Planck 2018 results [61]. The different data combinations are consistent with a null interaction at a 95% confidence level, but with a peak at positive g_{eff} which is more prominent when data from Planck + BAO combine with local data from H_0 . In all these cases the magnitude of this interaction is about $g_{\text{eff}} \lesssim 2 \times 10^{-7}$ (see table I).

We should stress that although our bound from only Planck data is slightly tighter than the one reported in Ref. [52] for interaction between massless neutrinos, it softens once additional cosmological data is included.

Bounds on neutrino masses are consistent with previously known results, tightening a bit when additional data to Planck and BAO is considered. A larger N_{eff} is preferred by our analysis with all data sets which accompanies a larger H_0 . The latter, however, does not suffice to resolve the H_0 tension.

During this analysis, we have deliberately ignored the neutrino decay/annihilation into a lighter neutrino state and/or the very light scalar particle. These processes may relax the neutrino mass bound [43–49], while is not clear if this will have an important role in the determination of the g_{eff} -constraint or on the H_0 tension, we plan to pursue this in a future project.

The Akaike Information Criterion favors slightly the

interactive model when data from Planck and H_0 combine. This results from the reduction in the tension between the local measurement of H_0 and its derivation from Planck + BAO data, from 4.3σ for the Λ CDM model to 3.2σ for the interactive neutrino model.

ACKNOWLEDGMENTS

The authors thankfully acknowledge Clúster de Supercomputo Xiuhcoatl (Cinvestav) for the allocation of computer resources. Work partially supported by Conacyt, Mexico, under FORDECYT-PRONACES grant No. 490769. G.G.A is grateful to FORDECYT PRONACES-CONACYT for partial support of the present research under Grant CF-MG-2558591. We thank an anonymous referee for their useful comments that led to an improvement of our paper.

-
- [1] S. Bashinsky and U. c. v. Seljak, *Phys. Rev. D* **69**, 083002 (2004).
- [2] B. Follin, L. Knox, M. Millea, and Z. Pan, *Phys. Rev. Lett.* **115**, 091301 (2015).
- [3] D. Baumann, F. Beutler, R. Flauger, D. Green, A. Slosar, M. Vargas-Magaña, B. Wallisch, and C. Yèche, *Nature Physics* **15**, 465 (2019).
- [4] G. Mangano, G. Miele, S. Pastor, T. Pinto, O. Pisanti, and P. D. Serpico, *Nuclear Physics B* **729**, 221 (2005).
- [5] P. F. de Salas and S. Pastor, *Journal of Cosmology and Astroparticle Physics* **2016**, 051 (2016).
- [6] M. E. Abenza, *Journal of Cosmology and Astroparticle Physics* **2020**, 048 (2020).
- [7] K. Akita and M. Yamaguchi, *Journal of Cosmology and Astroparticle Physics* **2020**, 012 (2020).
- [8] J. Froustey, C. Pitrou, and M. C. Volpe, *Journal of Cosmology and Astroparticle Physics* **2020**, 015 (2020).
- [9] Aghanim, N. *et al.* (Planck Collaboration), *A&A* **641**, A6 (2020).
- [10] E. Giusarma, M. Gerbino, O. Mena, S. Vagnozzi, S. Ho, and K. Freese, *Phys. Rev. D* **94**, 083522 (2016).
- [11] A. Loureiro, A. Cuceu, F. B. Abdalla, B. Moraes, L. Whiteway, M. McLeod, S. T. Balan, O. Lahav, A. Benoit-Lévy, M. Manera, R. P. Rollins, and H. S. Xavier, *Phys. Rev. Lett.* **123**, 081301 (2019).
- [12] S. Vagnozzi, E. Giusarma, O. Mena, K. Freese, M. Gerbino, S. Ho, and M. Lattanzi, *Phys. Rev. D* **96**, 123503 (2017).
- [13] T. Brinckmann, D. C. Hooper, M. Archidiacono, J. Lesgourgues, and T. Sprenger, *Journal of Cosmology and Astroparticle Physics* **2019**, 059 (2019).
- [14] E. Di Valentino, S. Gariazzo, and O. Mena, *Phys. Rev. D* **104**, 083504 (2021).
- [15] N. F. Bell, E. Pierpaoli, and K. Sigurdson, *Phys. Rev. D* **73**, 063523 (2006).
- [16] M. Archidiacono and S. Hannestad, *Journal of Cosmology and Astroparticle Physics* **2014**, 046 (2014).
- [17] F.-Y. Cyr-Racine and K. Sigurdson, *Phys. Rev. D* **90**, 123533 (2014).
- [18] L. Lancaster, F.-Y. Cyr-Racine, L. Knox, and Z. Pan, *Journal of Cosmology and Astroparticle Physics* **2017**, 033 (2017).
- [19] C. D. Kreisch, F.-Y. Cyr-Racine, and O. Doré, *Phys. Rev. D* **101**, 123505 (2020).
- [20] M. Park, C. D. Kreisch, J. Dunkley, B. Hadzhiyska, and F.-Y. Cyr-Racine, *Phys. Rev. D* **100**, 063524 (2019).
- [21] S. R. Choudhury, S. Hannestad, and T. Tram, *Journal of Cosmology and Astroparticle Physics* **2021**, 084 (2021).
- [22] L. Verde, T. Treu, and A. G. Riess, *Nature Astronomy* **3**, 891 (2019).
- [23] S. Aiola *et al.*, *Journal of Cosmology and Astroparticle Physics* **2020**, 047 (2020).
- [24] T. M. C. Abbott and A. and the South Pole Telescope Collaborations), *Monthly Notices of the Royal Astronomical Society* **480**, 3879 (2018), <https://academic.oup.com/mnras/article-pdf/480/3/3879/25520162/sty1939.pdf>.
- [25] A. G. Riess, S. Casertano, W. Yuan, L. M. Macri, and D. Scolnic, *The Astrophysical Journal* **876**, 85 (2019).
- [26] K. C. Wong *et al.* (H0LiCOW Collaboration), *Monthly Notices of the Royal Astronomical Society* (2020), 10.1093/mnras/stz3094.
- [27] L. Heurtier and Y. Zhang, *Journal of Cosmology and Astroparticle Physics* **2017**, 042 (2017).
- [28] G.-y. Huang, T. Ohlsson, and S. Zhou, *Phys. Rev. D* **97**, 075009 (2018).
- [29] N. Blinov, K. J. Kelly, G. Krnjaic, and S. D. McDermott, *Phys. Rev. Lett.* **123**, 191102 (2019).
- [30] T. Brune and H. Päs, *Physical Review D* **99**, 96005 (2019).
- [31] T. Brinckmann, J. H. Chang, and M. LoVerde, *Phys. Rev. D* **104**, 063523 (2021).
- [32] A. Mazumdar, S. Mohanty, and P. Parashari, *arXiv preprint arXiv:2011.13685* (2020).
- [33] A. Das and S. Ghosh, *Journal of Cosmology and Astroparticle Physics* **2021**, 038 (2021).
- [34] N. Schöneberg, J. Lesgourgues, and D. C. Hooper, *Journal of Cosmology and Astroparticle Physics* **2019**, 029 (2019).
- [35] G.-y. Huang and W. Rodejohann, *Phys. Rev. D* **103**, 123007 (2021).
- [36] V. Brdar, M. Lindner, S. Vogl, and X.-J. Xu, *Phys. Rev. D* **101**, 115001 (2020).
- [37] I. Esteban, S. Pandey, V. Brdar, and J. F. Beacom, *Phys. Rev. D* **104**, 123014 (2021).
- [38] A. Aguilar, L. B. Auerbach, R. L. Burman, D. O. Caldwell, E. D. Church, A. K. Cochran, J. B. Donahue, A. Fazely, G. T. Garvey, R. M. Gunasingha, R. Imray, W. C. Louis, R. Majkic, A. Malik, W. Metcalf, G. B. Mills, V. Sandberg, D. Smith, I. Stancu, M. Sung, R. Tayloe, G. J. VanDalen, W. Vernon, N. Wadia, D. H. White, and S. Yellin (LSND Collaboration), *Phys. Rev. D* **64**, 112007 (2001).

- [39] A. A. Aguilar-Arevalo, B. C. Brown, L. Bugel, G. Cheng, J. M. Conrad, R. L. Cooper, et al. (MiniBooNE Collaboration), *Phys. Rev. Lett.* **121**, 221801 (2018).
- [40] S. Palomares-Ruiz, S. Pascoli, and T. Schwetz, *Journal of High Energy Physics* **2005**, 048 (2005).
- [41] A. de Gouvêa, O. L. G. Peres, S. Prakash, and G. V. Stenico, *Journal of High Energy Physics* **2020**, 141 (2020).
- [42] P. Abratenko, R. An, J. Anthony, L. Arellano, J. Asadi, A. Ashkenazi, S. Balasubramanian, B. Baller, C. Barnes, G. Barr, et al., arXiv preprint arXiv:2110.14054 (2021).
- [43] J. F. Beacom, N. F. Bell, and S. Dodelson, *Phys. Rev. Lett.* **93**, 121302 (2004).
- [44] S. Hannestad, *Journal of Cosmology and Astroparticle Physics* **2005**, 011 (2005).
- [45] Z. Chacko, A. Dev, P. Du, V. Poulin, and Y. Tsai, *Journal of High Energy Physics* **2020**, 20 (2020).
- [46] M. Escudero, J. Lopez-Pavon, N. Rius, and S. Sandner, *Journal of High Energy Physics* **2020**, 119 (2020).
- [47] I. Esteban and J. Salvado, *Journal of Cosmology and Astroparticle Physics* **2021**, 036 (2021).
- [48] G. Barenboim, J. Z. Chen, S. Hannestad, I. M. Oldengott, T. Tram, and Y. Y. Wong, *Journal of Cosmology and Astroparticle Physics* **2021**, 087 (2021).
- [49] G. F. Abellán, Z. Chacko, A. Dev, P. Du, V. Poulin, and Y. Tsai, arXiv preprint arXiv:2112.13862 (2021).
- [50] J. Venzor, A. Pérez-Lorenzana, and J. De-Santiago, *Phys. Rev. D* **103**, 043534 (2021).
- [51] F. Forastieri, M. Lattanzi, and P. Natoli, *Journal of Cosmology and Astroparticle Physics* **2015**, 014 (2015).
- [52] F. Forastieri, M. Lattanzi, and P. Natoli, *Phys. Rev. D* **100**, 103526 (2019).
- [53] G. Choi, C.-T. Chiang, and M. LoVerde, *Journal of Cosmology and Astroparticle Physics* **2018**, 044 (2018).
- [54] D. Baumann, D. Green, and M. Zaldarriaga, *Journal of Cosmology and Astroparticle Physics* **2017**, 007 (2017).
- [55] I. M. Oldengott, C. Rampf, and Y. Y. Wong, *Journal of Cosmology and Astroparticle Physics* **2015**, 016 (2015).
- [56] I. M. Oldengott, T. Tram, C. Rampf, and Y. Y. Wong, *Journal of Cosmology and Astroparticle Physics* **2017**, 027 (2017).
- [57] A. Basbøll, O. E. Bjaelde, S. Hannestad, and G. G. Raffelt, *Phys. Rev. D* **79**, 043512 (2009).
- [58] J. Lesgourgues and S. Pastor, *Phys. Rept.* **429**, 307 (2006), arXiv:astro-ph/0603494.
- [59] C.-P. Ma and E. Bertschinger, *Astrophys. J.* **455**, 7 (1995), arXiv:astro-ph/9506072.
- [60] S. Hannestad and R. J. Scherrer, *Phys. Rev. D* **62**, 043522 (2000), arXiv:astro-ph/0003046.
- [61] N. Aghanim et al. (Planck), *Astron. Astrophys.* **641**, A1 (2020), arXiv:1807.06205 [astro-ph.CO].
- [62] S. Alam et al. (BOSS), *Mon. Not. Roy. Astron. Soc.* **470**, 2617 (2017), arXiv:1607.03155 [astro-ph.CO].
- [63] J. E. Bautista et al., *Astrophys. J.* **863**, 110 (2018), arXiv:1712.08064 [astro-ph.CO].
- [64] H. du Mas des Bourboux et al., *Astron. Astrophys.* **608**, A130 (2017), arXiv:1708.02225 [astro-ph.CO].
- [65] F. Beutler, C. Blake, M. Colless, D. H. Jones, L. Staveley-Smith, L. Campbell, Q. Parker, W. Saunders, and F. Watson, *Mon. Not. Roy. Astron. Soc.* **416**, 3017 (2011), arXiv:1106.3366 [astro-ph.CO].
- [66] A. J. Ross, L. Samushia, C. Howlett, W. J. Percival, A. Burden, and M. Manera, *Mon. Not. Roy. Astron. Soc.* **449**, 835 (2015), arXiv:1409.3242 [astro-ph.CO].
- [67] D. M. Scolnic et al. (Pan-STARRS1), *Astrophys. J.* **859**, 101 (2018), arXiv:1710.00845 [astro-ph.CO].
- [68] B. Audren, J. Lesgourgues, K. Benabed, and S. Prunet, *Jcap* **2013**, 001 (2013).
- [69] T. Brinckmann and J. Lesgourgues, *Physics of the Dark Universe* **24**, 100260 (2019).
- [70] D. Blas, J. Lesgourgues, and T. Tram, *Journal of Cosmology and Astroparticle Physics* **2011**, 034 (2011).
- [71] J. Lesgourgues and T. Tram, *Journal of Cosmology and Astroparticle Physics* **2011**, 032 (2011).
- [72] A. Lewis, “GetDist: a Python package for analysing Monte Carlo samples,” (2019), <https://getdist.readthedocs.io>, arXiv:1910.13970 [astro-ph.IM].
- [73] Z. Hou et al., *The Astrophysical Journal* **782**, 74 (2014).
- [74] C. Hikage et al., *Publications of the Astronomical Society of Japan* **71** (2019), 10.1093/pasj/psz010, 43, <https://academic.oup.com/pasj/article-pdf/71/2/43/28463847/psz010.pdf>.
- [75] H. Akaike, *IEEE Transactions on Automatic Control* **19**, 716 (1974).
- [76] K. P. Burnham and D. R. Anderson, *Sociological Methods & Research* **33**, 261 (2004), <https://doi.org/10.1177/0049124104268644>.