

Scalable Multi-Party Privacy-Preserving Gradient Tree Boosting over Vertically Partitioned Dataset with Outsourced Computations

Kennedy Edemacu, Beakcheol Jang, Jong Wook Kim

Abstract—Due to privacy concerns, multi-party gradient tree boosting algorithms have become widely popular amongst machine learning researchers and practitioners. However, limited existing works have focused on vertically partitioned datasets, and the few existing works are either not scalable or tend to leak information. Thus, in this work, we propose SSXGB which is a scalable and secure multi-party gradient tree boosting framework for vertically partitioned datasets with partially outsourced computations. Specifically, we employ an additive homomorphic encryption (HE) scheme for security. We design two sub-protocols based on the HE scheme to perform non-linear operations associated with gradient tree boosting algorithms. Next, we propose a secure training and a secure prediction algorithms under the SSXGB framework. Then we provide theoretical security and communication analysis for the proposed framework. Finally, we evaluate the performance of the framework with experiments using two real-world datasets.

Index Terms—Gradient tree boosting, multi-party machine learning, privacy-preservation, homomorphic encryption, vertically partitioned dataset.

I. INTRODUCTION

THE privacy-preserving multi-party machine learning paradigm has shown promising potential in encouraging collaboration between organizations while preserving the privacy of their data [1]. The basic idea of the privacy-preserving multi-party machine learning is that each collaborating party holds a private dataset and trains a local model using the dataset. The local models from the participating parties are then aggregated to create a single more powerful model. Hence, different organizations can jointly train a machine learning model without sharing their private datasets.

Although the privacy-preserving multi-party machine has attracted a lot of attention recently, the majority of the existing works focus on linear regression [2], [3], logistic regression [4], [5] and neural networks [6], [7] over vertically and horizontally partitioned datasets¹.

Kennedy Edemacu is with the Department of Computer Science and Electrical Engineering, Muni University, Arua, Uganda

Beackcheol Jang is with the Graduate School of Information, Yonsei University, Seoul, South Korea

Jong Wook Kim is with the Department of Computer Science, Sangmyung University, Seoul, South Korea

E-mail addresses: k.edemacu@muni.ac.ug, bjang@yonsei.ac.kr, jkim@smu.ac.kr

Jong Wook Kim is the corresponding authors.

¹For horizontally partitioned datasets, participants hold subsets of the samples with the same features, while for vertically partitioned datasets, participants hold the same samples with different features [8]

Like the above methods, gradient tree boosting [9] which is one of the most popular machine learning methods has also received considerable attention due to its effectiveness in a wide range of application areas such as fraud detection [10], feature selection [11] and product recommendation [12]. Efforts to address the privacy concerns for gradient tree boosting in multi-party setting are presented in [13], [14], [15], [16], [17], [18]. The datasets in [13], [14], [15] are horizontally partitioned while the datasets are vertically partitioned in [16], [17], [18].

In this work, we focus on the latter dataset partitioning. The current privacy preservation efforts proposed for the multi-party gradient tree boosting method with vertically partitioned datasets have a number of limitations. In [18], the proposed scheme is not scalable, it is limited to only two collaborating parties. And in [16], [17], intermediate information gets revealed during the model training. Thus, designing a scalable and yet secure gradient tree boosting scheme has remained open for investigation, and hence we intend to answer the question, how to construct a scalable and secure XGBoost [19] over vertically partitioned datasets in this work.

Apart from the high memory usage challenge, the secure XGBoost model training requires complicated computation primitives such as *division* and *argmax* [18]. To address these challenges and build a scalable but secure XGBoost over vertically partitioned datasets, we propose the SSXGB framework that securely outsources and performs the complicated computations in encrypted form. The key idea is to allow the participants to jointly train a model by sharing their encrypted information with a server that in turn collaborates with a second server to securely perform further computations to complete the generation of the model. Specifically, we present an additive homomorphic encryption (HE) scheme that provides the addition (Add) and subtraction (Sub) primitives. We also present sub-protocols designed to provide additional primitives such as the multiplication (Mult) and comparisons. Next, we propose new sub-protocols based on the HE scheme for the division (Div) and *argmax* primitives. We employ the secure computation primitives to build the scalable and secure XGBoost model. Then, we present a secure prediction algorithm for predictions based on the trained model. We present the analysis of our framework and its implementation using real-world datasets. A summary of our contributions are presented as follows:

- We propose sub-protocols based on an additive HE scheme used to perform primitive secure operations

during a machine learning task. The sub-protocols are collaboratively executed by two non-colluding servers.

- We design a novel scalable and privacy-preserving multi-party XGBoost training algorithm and a corresponding prediction algorithm. The algorithms are constructed under the semi-honest security assumption and there is no limit on the number of participants involved.
- We conduct experiments using real-world datasets to demonstrate the effectiveness and efficiency of our proposed framework.

The rest of the paper is organized as follows. In section II, we present the related works. Section III contains the preliminary concepts. In section IV, we present our proposed HE sub-protocols for non-linear operations. We present the overview of the proposed SSXGB framework in section V. Sections V and VI present the secure training and prediction algorithms of the SSXGB framework. In section VII, we present theoretical security and communication analysis. Performance evaluation is presented in section VIII and section IX concludes the paper.

II. RELATED WORK

Recently, efforts devoted to multi-party machine learning researches have shown a huge potential in addressing the training data scarcity problem while preserving the data privacy [1], [5], [20], [21]. However, the majority of the works focus on linear machine learning models. Little effort has been invested in researching multi-party gradient tree boosting models. Currently, a multi-party gradient tree boosting framework can be categorized as a *horizontal* or *vertical* framework, depending on how its dataset is partitioned amongst the collaborating participants.

A. Horizontal Multi-party Gradient Tree Boosting Frameworks

In horizontal multi-party gradient tree boosting frameworks, dataset features are shared amongst the collaborating participants. Several works have adopted this approach. In [14], Ong *et al.* designed a multi-party gradient tree boosting framework in which the participants exchange adaptive histogram representation of their data during model learning. Liu *et al.* combined secret sharing with homomorphic encryption to prevent participants from dropping out and securely aggregate their gradients during XGBoost training [15]. [22] employed an oblivious algorithm to prevent privacy violations at hardware enclaves during learning of a multi-party gradient tree boosting model. In [23], Yang *et al.* designed a multi-party tree boosting framework with anomaly detection from extremely unbalanced datasets. [24] designed secure training and prediction frameworks for multi-party gradient tree boosting. A secret share scheme is employed for the secure training while a key agreement scheme and an identity-based encryption and signature scheme are employed for the secure prediction framework. Unlike the above frameworks, our work focuses on vertically partitioned datasets.

B. Vertical Multi-party Gradient Tree Boosting Frameworks

In vertical multi-party gradient tree boosting frameworks, sets of samples are shared amongst the collaborating participants. Several existing efforts have focused on addressing concerns in this setting. In [16], Cheng *et al.* designed a lossless privacy-preserving multi-party gradient tree boosting framework using a homomorphic encryption scheme. The framework achieves the same accuracy as the non-federated gradient tree boosting frameworks. However, it reveals the intermediate parameters during the training process which can lead to privacy violations. In [18], [17], the authors proposed secure training and prediction frameworks for privacy-preserving multi-party gradient tree boosting. However, their schemes are unscalable, i.e., they are limited to two parties. In contrast, in our work, we proposed a privacy-preserving multi-party gradient tree boosting framework that is scalable and does not expose the intermediate parameters.

III. PRELIMINARIES

This section summarizes the gradient tree boosting framework, XGBoost, and the cryptographic foundations used to construct our proposed privacy-preserving multi-party gradient tree boosting framework.

A. XGBoost

XGBoost is an implementation of gradient tree boosting. It iteratively minimizes the loss sum of all the samples in an additive manner [19]. Normally, the loss function $l(y, \hat{y})$ is defined to minimize the difference between the predicted and the true values. In XGBoost, to obtain the predicted values, regression trees over a given dataset are used. The trees are greedily added to one another after every iteration [19], [16], [18].

To fit a tree, for each sample i , the algorithm generates the first order derivative as g_i and the second order derivative as h_i , i.e.,

$$g_i = \partial_{\hat{y}_i^{(t-1)}} l(y_i, \hat{y}_i^{(t-1)}) \text{ and } h_i = \partial_{\hat{y}_i^{(t-1)}}^2 l(y_i, \hat{y}_i^{(t-1)}) \quad (1)$$

where $\hat{y}_i^{(t-1)}$ denotes the predicted value for the last iteration.

The sum of g_i and h_i for a nodes' instance set I_j can be computed as:

$$G_j = \sum_{i \in I_j} g_i \text{ and } H_j = \sum_{i \in I_j} h_i. \quad (2)$$

The optimal weight w_j^* for the leaf node is obtained as:

$$w_j^* = -\frac{\sum_{i \in I_j} g_i}{\sum_{i \in I_j} h_i + \lambda} \quad (3)$$

where λ is the regularizer for the leaf weight.

At each iteration, i.e., during the construction of each tree, Equation 4, is iteratively used for split decisions at each intermediate node from depth 0 until the maximum depth is reached.

$$L_{split} = \frac{1}{2} \left[\frac{(\sum_{i \in I_L} g_i)^2}{\sum_{i \in I_L} h_i + \lambda} + \frac{(\sum_{i \in I_R} g_i)^2}{\sum_{i \in I_R} h_i + \lambda} - \frac{(\sum_{i \in I} g_i)^2}{\sum_{i \in I} h_i + \lambda} \right] - \gamma \quad (4)$$

where γ is the regularizer for the leaf number, and I_L and I_R are the instance set for the left and right child nodes. Thus, $G_L = \sum_{i \in I_L} g_i$ and $H_L = \sum_{i \in I_L} h_i$ denote the sum of g_i and h_i for the left child node instance space, and $G_R = \sum_{i \in I_R} g_i$ and $H_R = \sum_{i \in I_R} h_i$ denote the sum of g_i and h_i for the right child node instance space.

B. Homomorphic Encryption (HE)

In this work, we adopt the BCP Scheme [25], [26], which is an additive homomorphic encryption scheme. The scheme comprises the following algorithms:

(1) Setup(k): For a given security parameter k , and two large primes p and q of length k bits, the algorithm generates the public parameters (pp) and the master key (mk) as follows. First, it computes $N = pq$. It then randomly chooses $g \in \mathbb{Z}_{N^2}^*$ of order $pp'qq'$ (s.t. $g^{p'q'} = 1 + kN$ for $k \in [1, N-1]$), where $p' = \frac{p-1}{2}$ and $q' = \frac{q-1}{2}$. The algorithm outputs pp as (N, g, k) and mk as (p', q') .

(2) KeyGen(pp): Generates the public-secret key pairs for users. To generate the key pair for a user i , the algorithm randomly picks $a_i \in \mathbb{Z}_{N^2}$, and outputs the public key (pk_i) as $h_i = g^{a_i} \bmod N^2$ and the secret key (sk_i) as a_i .

(3) Enc(pp, pk_i, m): Encrypts the message $m \in \mathbb{Z}_N$ under the public key pk_i . To encrypt m , the algorithm randomly chooses $r \in \mathbb{Z}_{N^2}$ and outputs the ciphertext (CT) as (A, B) , where

$$A = g^r \bmod N^2 \text{ and } B = h_i^r (1 + mN) \bmod N^2.$$

(4) Dec(pp, sk_i, CT): Recovers the message m from $CT = (A, B)$ using the corresponding $sk_i = a_i$. The recovery is performed as follows:

$$m = \frac{B/(A^{a_i}) - 1 \bmod N^2}{N}. \quad (5)$$

Note that the above recovery is successful only for the pk_i - sk_i pair.

(5) mDec(pp, pk_i, mk, CT): Recovers any properly created ciphertext using the master key, i.e., the algorithm can decrypt CT encrypted under any users' public key pk_i (so long as pk_i is legitimate). For the decryption to proceed, first $a \bmod N$ and $r \bmod N$ are computed as:

$$a \bmod N = \frac{h^{p'q'} - 1 \bmod N^2}{N} \cdot k^{-1} \bmod N \quad (6)$$

and

$$r \bmod N = \frac{A^{p'q'} - 1 \bmod N^2}{N} \cdot k^{-1} \bmod N, \quad (7)$$

where k^{-1} is the inverse of $k \bmod N$. m is recovered from CT as:

$$m = \frac{(B/(g^\gamma))^{p'q'} - 1 \bmod N^2}{N} \cdot \delta \bmod N, \quad (8)$$

where δ is the inverse of $p'q' \bmod N$ and $\gamma := ar \bmod N$.

C. BCP Sub-protocols

To perform arithmetic operations homomorphically, [26], [25], [27] proposed the following subprotocols.

(a) KeyProd: The sub-protocol transforms the encryptions under the different user public keys pk_1, \dots, pk_n to encryptions under a joint public key $pk_\Sigma := \prod_{i=1}^n pk_i$. The transformation is an interactive process that involves two non-colluding servers (see [26] for the details). The encryption under the joint public key pk_Σ can only be decrypted using the sum of all the user secret keys $sk_\Sigma = \sum_{i=1}^n sk_i$ or the master key.

(b) Add: Returns the encrypted sum of two encrypted messages. Suppose, two messages m_1 and m_2 are encrypted as $\llbracket m_1 \rrbracket$ and $\llbracket m_2 \rrbracket$, respectively. $\llbracket \cdot \rrbracket$ denotes an encryption operation under the joint public key in our case. The Add sub-protocol sums the two ciphertexts as $\llbracket m_1 + m_2 \rrbracket$. The fact that the BCP HE scheme achieves its additive nature under the same public key straightaway simplifies the Add sub-protocol. The encryptions under different user public keys can first be transformed to be under the same public key using the KeyProd sub-protocol, then followed by their addition. Thus, the sum of two encryptions (A, B) and (A', B') under the same public key can be computed as (see [26] for the details):

$$(\bar{A}, \bar{B}) \leftarrow (A.A' \bmod N^2, B.B' \bmod N^2).$$

(c) Mult: The Mult sub-protocol returns the encrypted product of two ciphertexts. The process involves interaction between two non-colluding servers (see [26] for the details). Thus, given two ciphertexts $\llbracket m_1 \rrbracket$ and $\llbracket m_2 \rrbracket$, the Mult sub-protocol returns $\llbracket m_1 \times m_2 \rrbracket$.

(d) TransDec: The TransDec sub-protocol does the opposite of the KeyProd sub-protocol. It transforms the encryptions under the joint public key pk_Σ to encryptions under the user public keys pk_1, \dots, pk_n . The transformation process involves interactions between two non-colluding servers (see [26] for the details).

(e) Neg: The Neg sub-protocol negates an encrypted message. For example, given an encryption of a message m as $\llbracket m \rrbracket$, the Neg subprotocol transforms it to $\llbracket -m \rrbracket$ as (see [25], [27] for the details):

$$(g^{(N-1) \cdot r} \bmod N^2, h^{(N-1) \cdot r} (1 + mN)^{N-1} \bmod N^2) = \llbracket -m \rrbracket.$$

(f) Exp: Using the same principles as in (e) above, the Exp sub-protocol returns the product of an encrypted message $\llbracket m \rrbracket$ and a constant k as $\llbracket km \rrbracket$. It can be computed as below:

$$(g^{(N+k) \cdot r} \bmod N^2, h^{(N+k) \cdot r} (1 + mN)^{N+k} \bmod N^2) = \llbracket km \rrbracket.$$

The correctness is similar to the Neg sub-protocol.

(g) Sub: The Sub sub-protocol returns the difference between two ciphertexts. For example, given m_1 and m_2 encrypted as $\llbracket m_1 \rrbracket$ and $\llbracket m_2 \rrbracket$, respectively, the Sub sub-protocol returns $\llbracket m_1 - m_2 \rrbracket$. We describe the sub-protocol as follows: First, $\llbracket m_2 \rrbracket$ is negated using the Neg sub-protocol. Then, the Add is used to complete the process. Thus,

$$\llbracket m_1 - m_2 \rrbracket = \text{Add}(\llbracket m_1 \rrbracket, \text{Neg}(\llbracket m_2 \rrbracket)).$$

(h) **LGT**: The less than or greater than (LGT) sub-protocol shows the relationship between two ciphertexts, i.e., $\llbracket m_1 \rrbracket \geq \llbracket m_2 \rrbracket$ or $\llbracket m_1 \rrbracket < \llbracket m_2 \rrbracket$. The sub-protocol returns 1 if $\llbracket m_1 \rrbracket < \llbracket m_2 \rrbracket$, it returns 0 otherwise. It is an adaptation of the SLT protocol in [27]. A detailed description is presented in Appendix A.

IV. PROPOSED COMPUTATION PRIMITIVES

Building gradient tree boosting algorithms requires more complicated computation primitives such the *division* and *argmax*. The division sub-protocol based on BCP scheme proposed in [27] is inefficient and unsuitable for our setting. Thus, we propose two sub-protocols **Div** and **Sargmax** based on the BCP HE scheme to perform the *division* and *argmax* operations, respectively.

1) **Div**: The **Div** sub-protocol outputs the encrypted division of two ciphertexts. Given two ciphertexts $\llbracket m_1 \rrbracket$ and $\llbracket m_2 \rrbracket$, the **Div** sub-protocol returns $\llbracket m_1 \div m_2 \rrbracket$, m_1 being the nominator and m_2 the denominator. The protocol is run interactively between two non-colluding servers, say server C and server S as illustrated in Figure 1.

Using the **Exp** sub-protocol, the server C first masks the ciphertexts $\llbracket m_1 \rrbracket$ and $\llbracket m_2 \rrbracket$ as $\llbracket \tau_1 m_1 \rrbracket$ and $\llbracket \tau_2 m_2 \rrbracket$, respectively. Where $\tau_1, \tau_2 \in \mathbb{Z}_N$. The server C then sends $\llbracket \tau_1 m_1 + \tau_2 m_2 \rrbracket$ and $\llbracket \tau_1 m_2 \rrbracket$ to the server S. The two ciphertexts are decrypted by the server S. In plaintext, the server S performs $\frac{1}{\tau_1 m_2} \times (\tau_1 m_1 + \tau_2 m_2)$ and encrypts the result and send it back to the server C. The server C extracts $\llbracket \frac{m_1}{m_2} \rrbracket$ by subtracting $\llbracket \frac{\tau_2}{\tau_1} \rrbracket$ out of the result received from the server S. See Appendix B for the proof of correctness.

2) **Sargmax**: The **Sargmax** sub-protocol returns the arguments of the maximum value. In our case, the maximum value returned is in encrypted form. The maximum encrypted value is obtained using the **LGT** sub-protocol. Once the maximum value is obtained, its associated arguments are returned as the **Sargmax** sub-protocol's result. The details are shown in Algorithm 1.

In this section, we first describe the involved entities, followed by the workflow of our proposed framework.

A. Entities of the Framework

Our proposed framework comprises three types of entities: a set of participants, and two servers S and C as illustrated in Figure 2.

Participants: Participants are volunteers willing to take part in multi-party gradient tree boosting model learning. In this work, each participant holds a portion of a vertically partitioned dataset. We refer to the participant holding the label feature as Label Bearing Participant (LBP). There is only one LBP. Each participant only interacts with Server C. Additionally, each participant holds a public-private key pair.

Server S: S holds pk_Σ , mk and pk_1, \dots, pk_n . Thus, S can decrypt any legitimately encrypted message. However, S only communicates directly with server C, i.e., it does not directly access the participants' data. It mainly helps with decrypting masked data from server C. We assume that S is *honest-but-curious* [28], [29], [30].

Algorithm 1: Secure **argmax** Computation Algorithm

```

1: function Sargmax(dict)
2:   //Input: dict -is a dictionary of encrypted values
3:   max=None
4:   for key in dict.keys() do
5:     if max==None then
6:       max = dict[key]
7:     else
8:       //Securely compare the encrypted values
9:       LGT(max, dict[key])
10:      if max>dict[key] then
11:        max=max
12:      else
13:        max=dict[key]
14:      end
15:    end
16:  end
17:  return key
18: end

```

Server C: C holds pk_Σ and pk_1, \dots, pk_n . C directly communicates with all the other entities. It has access to the instance space and encrypted intermediate parameters received from the participants. C and S then collaboratively perform computations on the received parameters to build the model. All the data from C to S are masked to prevent S from observing the actual contents of the data. We also assume that C is *honest-but-curious*. An example of C is a cloud server.

B. Workflow of Our Proposed Scheme

The general workflow of our proposed SSXGB training is shown in Algorithm 2. As shown in Algorithm 2, three major protocols namely: **LBPXGBTRAIN**, **SBUILDTREE** and **SPREDTREE** are invoked during the model learning. To prevent inference attacks on label information, we adopt the second proposal of [16], where the first tree is built by the LBP. The **LBPXGBTRAIN** protocol is thus executed by the LBP for the above purpose.

Once the **LBPXGBTRAIN** protocol is executed, the returned parameters are encrypted and sent to server C for the rest of the participants to join the process. The two protocols **SBUILDTREE** and **SPREDTREE** are then iteratively executed by all the participants and the servers to complete the model learning process. At each iteration t , the **SBUILDTREE** is invoked to securely build a tree, while the **SPREDTREE** is invoked to make predictions using the built tree at t . Finally, the protocol returns a trained model **TREELIST**. The details are presented in the subsequent sections.

V. SCALABLE AND SECURE MULTI-PARTY XGBOOST BUILDING

This section presents the building of our proposed SSXGB model over vertically partitioned dataset. We specify that all participants bear distinct sets of data features. The LBP bears the label feature. We also assume that the participants have the same samples. We emphasize that server C operates only

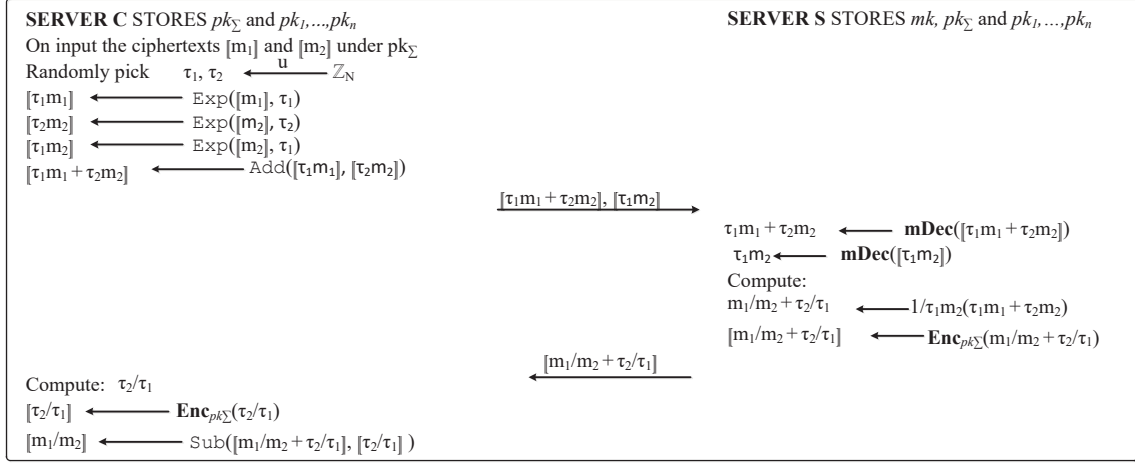


Fig. 1. Illustration of the Div sub-protocol

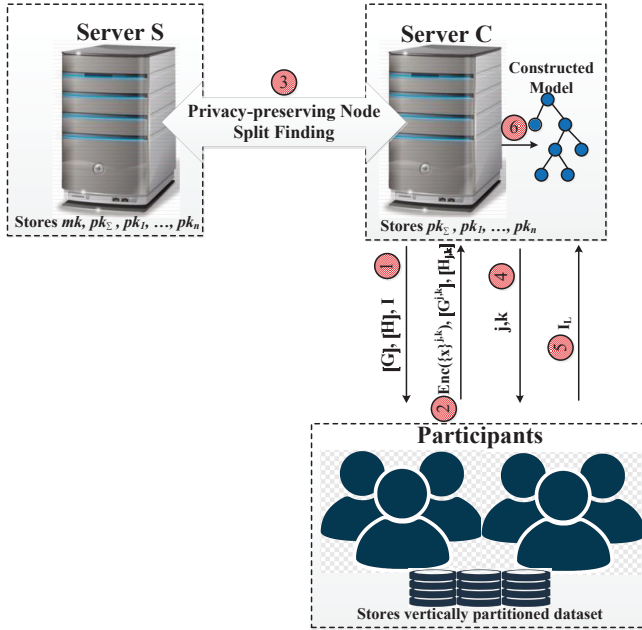


Fig. 2. Entities of our proposed framework

on encrypted data and does not have direct access to the participants' data, including the label.

A. The First Secure Tree Building by LBP

As stated in the previous section, to prevent participants from inferring on the label information, we adopt the proposal of [16] in which the LBP builds the first tree. The LBPXGBTRAIN function shown in Algorithm 3 is invoked for that purpose. The LBPXGBTRAIN function takes as input the dataset (X^{lbp}, Y) , where X^{lbp} is the feature matrix of the LBP and Y is the label information. In other words, the LBP does not require the other participants' data to build the first tree. Since there is no collaboration in building the first tree, the sub-routines: COMPUTEBASESCORE, BUILDTREE and PREDTREE for computing the base score, building the first tree and making

Algorithm 2: Scalable and Secure XGBoost Training

```

1: function SXGBTRAIN( $X, Y$ )
2:   //Input:  $X: \{X^i\}_{i=1}^n$  is an aggregation of  $X^i$  from  $n$ 
   participants.
3:   //Input:  $Y$  is the label borne by the LBP
4:   for  $t=1, \dots, T$  do
5:     if  $TreeList == Empty$  then
6:       LBPXGBTRAIN( $X^{lbp}, Y$ )
7:     else
8:       Compute:  $\llbracket G_{t-1} \rrbracket: \sum_i (\llbracket g_{t-1} \rrbracket)$  and  $\llbracket H_{t-1} \rrbracket: \sum_i (\llbracket h_{t-1} \rrbracket)$ 
9:       //Construct a tree using  $\llbracket G_{t-1} \rrbracket$  and  $\llbracket H_{t-1} \rrbracket$ 
10:       $F_t = SBUILDTREE(\llbracket G_{t-1} \rrbracket, \llbracket H_{t-1} \rrbracket)$ 
11:      //Predict using the current tree
12:       $\llbracket \hat{Y}_t \rrbracket = SPREDTREE(F_t, X)$ 
13:       $TREELIST.append(F_t)$ 
14:       $\llbracket \hat{Y} \rrbracket = \llbracket \hat{Y} \rrbracket + \llbracket \hat{Y}_t \rrbracket$ 
15:    end
16:  end
17:  return  $TREELIST$ 
18: end

```

the initial predictions, respectively, are consistent with the mechanisms of XGBoost [19].

Once the first tree is constructed, LBP encrypts the base score and the node values of the tree with its public key (pk_{lbp}). Next, it updates the model with the encrypted base score and the tree. It also encrypts the label information and the prediction matrix with its public key. Finally, it returns $TREELIST$, $Enc(Y)_{pk_{lbp}}$ and $Enc(\hat{Y})_{pk_{lbp}}$. The returned parameters are sent to server C to continue with the model training.

B. Secure BUILDTREE and PREDTREE

Once the first tree is built by the LBP and the results are returned to server C, the rest of the participants can join to continue with the model training. First, the servers C

Algorithm 3: The First Tree Building by the LBP

```

1: function LBPXGBTRAIN( $X^{lbp}, Y$ )
2:   //Input:  $X^{lbp}: \{x_{M \times N_{lbp}}^{i,j}\}$  where  $N_{lbp}$  is the number
   of features borne by the LBP
3:   //Input:  $Y: \{y\}_{i=1}^M$  is the label
4:   //Compute the base score
5:    $F_0 = \text{COMPUTEBASESCORE}(Y)$ 
6:    $\text{TREELIST} = []$ 
7:   //Initial prediction
8:    $\hat{Y} = F_0$ 
9:   Compute:  $G_0: \sum_i g_0$  and  $H_0: \sum_i h_0$ 
10:  //Construct a tree using  $G_0$  and  $H_0$ 
11:   $F_1 = \text{BUILDTREE}(G_0, H_0)$ 
12:  //Predict using the tree  $F_1$ 
13:   $\hat{Y}_1 = \text{PREDTREE}(F_1, X^{lbp})$ 
14:   $\hat{Y} = \hat{Y} + \hat{Y}_1$ 
15:  //Encrypt the base score and the tree node values,
   and update the model list
16:   $\text{TREELIST.append}(\text{Enc}(F_0)_{pk_{lbp}}, \text{Enc}(F_1)_{pk_{lbp}})$ 
17:  //Encrypt the label information and the updated
   prediction matrix
18:   $\text{Enc}(Y)_{pk_{lbp}}, \text{Enc}(\hat{Y})_{pk_{lbp}}$ 
19:  return  $\text{TREELIST}, \text{Enc}(Y)_{pk_{lbp}}, \text{Enc}(\hat{Y})_{pk_{lbp}}$ 
20: end

```

Algorithm 4: Secure BUILD and PRED TREE

```

1: function SBUILDSPREDTREE( $\llbracket G_{t-1} \rrbracket, \llbracket H_{t-1} \rrbracket$ )
2:   //Input:  $\llbracket G_{t-1} \rrbracket: \{g_{t-1}\}_{i=1}^M, \llbracket H_{t-1} \rrbracket: \{h_{t-1}\}_{i=1}^M$ 
3:   /* Computed by SERVER C */
4:   if  $\text{ROOTNODE} == \text{None}$  then
5:     //Register the current node as the root node
6:      $\text{ROOTNODE} = \text{CURRENTNODE}$ 
7:   end
8:   /* Computed at each PARTICIPANT  $i$  */
9:   foreach feature  $j$  do
10:    Propose split candidates  $\{x\}^{j,0}, \dots, \{x\}^{j,K}$ 
11:  end
12:  foreach  $\{x\}^{j,k}$  do
13:    Compute  $\llbracket G_{t-1}^{j,k} \rrbracket$  and  $\llbracket H_{t-1}^{j,k} \rrbracket$ 
14:    Create a lookup table and record  $j, k$  and
       $\{x\}^{j,k}$  in the table
15:    Create a tuple  $(j, k)$ 
16:  end
17:  Send the tuple  $((j, k), \llbracket G_{t-1}^{j,k} \rrbracket, \llbracket H_{t-1}^{j,k} \rrbracket)$  to SERVER C
18:  /* Computed by SERVER C */
19:   $j_{opt}, k_{opt} = \text{SSPLITNODE}(\llbracket G_{t-1}^{j,k} \rrbracket, \llbracket H_{t-1}^{j,k} \rrbracket, \mathcal{T})$ 
20:  /* Computed at the optimal PARTICIPANT */
21:  Receive the optimal  $j_{opt}, k_{opt}$  from SERVER C
22:  Check the lookup for  $\{x\}^{j,k}$  associated with
       $j_{opt}, k_{opt}$ 
23:  Partition I based on  $\{x\}^{j,k}$ 
24:  Record the instance space  $I_L$  with SERVER C
25: end

```

and S collaboratively transform the parameters from the LBP encrypted under the public key pk_{lbp} to be under the joint public key pk_Σ using the `KEYPROD` sub-protocol discussed in Section III. For example, the encrypted label information $\text{Enc}(Y)_{pk_{lbp}}$ is transformed to $\llbracket Y \rrbracket$, the encrypted prediction matrix $\text{Enc}(\hat{Y})_{pk_{lbp}}$ is transformed to $\llbracket \hat{Y} \rrbracket$, etc. Then server C computes the first and second order derivatives using the encrypted parameters for all the instances. Next, the joint model building resumes using the `SBUILDSPREDTREE` protocol shown in Algorithm 4.

The `SBUILDSPREDTREE` protocol is executed by multiple entities. The algorithm takes in as input the encrypted first and second order derivatives computed by server C. The execution begins in server C, which assigns the current node as the root node if there exists no root node. Next, each participant, including the LBP proposes split candidate values for each of their features as in [19]. For ease of understanding, we shall refer to all the participants including the LBP as participant i . For each split candidate, each participant i computes $\llbracket G_{t-1} \rrbracket, \llbracket H_{t-1} \rrbracket$ which are associated with the left branch according to [19]. Each participant i also creates a lookup table to record the split candidate information. Then, for each split candidate, each participant i sends the parameter tuple $\mathcal{T} = ((j, k), \llbracket G_{t-1}^{j,k} \rrbracket, \llbracket H_{t-1}^{j,k} \rrbracket)$ to the server C.

Server C then securely identifies the optimal split feature and value using the `SSPLITNODE` algorithm, and sends the result to the participant bearing the feature (optimal participant). The optimal participant then decrypts the optimal value for the optimal feature and splits the current node's instance space accordingly. Finally, the optimal participant registers the left branch instance space I_L with server C after the partition.

C. Secure Node Split Decision

From Equation 4, it can be observed that the optimal split can be obtained if the values of G_L and H_L , and G_R and H_R can be obtained. Hence, the secure split finding algorithm `SSPLITNODE` shown in Algorithm 5 takes as input the first and second encrypted derivatives $\llbracket G_{t-1} \rrbracket$ and $\llbracket H_{t-1} \rrbracket$ and the parameter tuple \mathcal{T} . In this context, we simply use $\llbracket G \rrbracket$ and $\llbracket H \rrbracket$ for $\llbracket G_{t-1} \rrbracket$ and $\llbracket H_{t-1} \rrbracket$, respectively.

First, the algorithm returns and stores the encrypted prediction matrix if the current node is a leaf node (shown in lines 4-9 of Algorithm 5). Otherwise, the algorithm proceeds to securely identify the optimal score. It enumerates all the participants, their features and the proposed encrypted split candidates for each of the features. For each proposed split candidate, the algorithm computes an encrypted gain (shown in lines 21-30 of Algorithm 5). The encrypted gains for all the proposed split candidates are stored in a dictionary. The algorithm then executes the *Sargmax* primitive algorithm to identify the optimal feature j_{opt} and the threshold value k_{opt} . Next, server C sends the optimal parameters j_{opt} and k_{opt} to the optimal participant bearing the pair $j_{opt} - k_{opt}$. Then server C receives I_L from the optimal participant and uses it to split its instance space into I_L and I_R . Server C then stores the current node and associates it with the optimal participant.

Algorithm 5: Securely Finding Node Split

```

1: function SSPLITNODE( $\llbracket G_{t-1} \rrbracket, \llbracket H_{t-1} \rrbracket, \mathcal{T}$ )
2:   //Input:-  $\llbracket G_{t-1} \rrbracket: \{ \llbracket g_{t-1} \rrbracket \}_{i=1}^M, \llbracket H_{t-1} \rrbracket: \{ \llbracket h_{t-1} \rrbracket \}_{i=1}^M,$ 
   and  $\mathcal{T}$ .
3:   /*Collaboratively Computed by SERVER S and
   SERVER C*/
4:   if CURRENTNODE==LEAFNODE then
5:     //Compute the weight of the leaf node
6:      $\llbracket w^* \rrbracket = \text{Div}(\sum_i \{ \llbracket g \rrbracket \}^i, (\sum_i \{ \llbracket h \rrbracket \}^i + \llbracket \lambda \rrbracket))$ 
7:      $\{ \llbracket \hat{y} \rrbracket \}^i = \llbracket w^* \rrbracket$ 
8:     return  $\llbracket \hat{Y} \rrbracket$ 
9:   end
10:  //Compute the CURRENTNODE's gain (cgain)
11:   $\llbracket G \rrbracket = \sum_i \{ \llbracket g \rrbracket \}^i$ 
12:   $\llbracket H \rrbracket = \sum_i \{ \llbracket h \rrbracket \}^i$ 
13:   $\llbracket cgain \rrbracket = \text{Div}(\text{Mult}(\llbracket G \rrbracket, \llbracket G \rrbracket), (\llbracket H \rrbracket + \llbracket \lambda \rrbracket))$ 
14:  //Initialize the gain dictionary
15:   $\text{gainDict} = \{ \}$ 
16:  //Enumerate all the PARTICIPANTS
17:  for  $p=0, \dots, P$  do
18:    //Enumerate all the features of a PARTICIPANT
19:    for  $j=0, \dots, J$  do
20:      //Enumerate all the proposed thresholds
21:      for  $k=0, \dots, K$  do
22:        Receive  $\llbracket G_L \rrbracket$  and  $\llbracket H_L \rrbracket$  from a
        PARTICIPANT
23:        //Compute the first derivative for the
        right branch
24:         $\llbracket G_R \rrbracket = \text{Sub}(\llbracket G \rrbracket, \llbracket G_L \rrbracket)$ 
25:        //Compute the second derivatives for
        the right branch
26:         $\llbracket H_R \rrbracket = \text{Sub}(\llbracket H \rrbracket, \llbracket H_L \rrbracket)$ 
27:        //Compute gains
28:         $\llbracket lgain \rrbracket = \text{Div}((\llbracket G_L \rrbracket)^2, (\llbracket H_L \rrbracket + \llbracket \lambda \rrbracket))$ 
29:         $\llbracket rgain \rrbracket = \text{Div}((\llbracket G_R \rrbracket)^2, (\llbracket H_R \rrbracket + \llbracket \lambda \rrbracket))$ 
30:         $\llbracket gain \rrbracket = lgain + (\text{Sub}(rgain, cgain))$ 
31:        //Update the gain dictionary
32:         $\text{gainDict}[(p, j, k)] = \llbracket gain \rrbracket$ 
33:      end
34:    end
35:  end
36:   $j_{\text{optimal}}, k_{\text{optimal}} = \underset{j,k}{\text{Sargmax}}(\text{gainDict})$ 
37:  return  $j_{\text{opt}}, k_{\text{opt}}$  to optimal participant p
38:  Server C receives  $I_L$  from optimal participant p
39:  Server C partitions its instance space into  $I_L$  and
 $I_R$ 
40:  Server C associates the CURRENTNODE with the
  optimal participant p as  $[p : \text{Node}^{j,k}]$ 
41: end

```

VI. SECURE PREDICTION

Our proposed secure prediction algorithm is collaboratively executed by all the entities as shown in Algorithm 6. The SPREDICT algorithm takes as input the trained model TREELIST and a record to be predicted $x_{1 \times N}^{i,j}$ with N number of features.

Suppose $x_{1 \times N}^{i,j}$ is held by a *client* c with a public key pk_c . To make predictions on the record, the client first encrypts the record with his public key as $\text{Enc}(x_{1 \times N}^{i,j})_{pk_c}$ and sends it to server C. This prevents the privacy of the record from server C. Next, server C compares and passes the record down the tree, starting from the root node. At each node, server C identifies the participant p holding the node, and the j, k pair associated with the node. Server C then transforms the record value for the feature j of the participant p 's to be under the public key of the participant p as $\text{Enc}(x_{1 \times N}^{i,j})_{pk_p}$ (shown in lines 12-17 of Algorithm 6). Server C then sends $\text{Enc}(x_{1 \times N}^{i,j})_{pk_p}$ to the participant p . Next, p decrypts the $\text{Enc}(x_{1 \times N}^{i,j})_{pk_p}$ using his secret key and compares the value with the node's threshold in plaintext. Depending on the comparison result, the participant decides on whether to follow the left or the right child nodes of the current node and sends the decision to server C. Server C repeats the process until a leaf node is reached. Once a leaf node is reached, the algorithm returns the encrypted weight $\llbracket w \rrbracket$ of the leaf node stored in server C as its result. The final prediction result is obtained by cumulating the predictions of all the trees in TREELIST.

VII. ANALYSIS

A. Security Analysis

We consider the semi-honest (non-colluding) model in our security analysis, i.e., we consider the scenario where all the entities adhere to the protocols but try to gather information about the other entities' input and intermediate parameters as much as they can.

1) *Security of BCP sub-protocols*: First, we present the security analysis of all the sub-protocols used in this work. The security of the KeyProd, Add, Mult, TransDec, Sub, Exp and Neg sub-protocols under the semi-honest model have already been proven in [26], [25].

Div: Similar to the other sub-protocols, the security of the Div sub-protocol is based on blinding or masking the plaintext. Given the ciphertexts (numerator and denominator), we employ the properties of the homomorphic encryption to blind the ciphertexts with random elements. These random elements serve as keys. When server S decrypts the ciphertexts, without knowing the random blinding elements, it cannot obtain any information about the nominator and the denominator. They look random. On the other hand, since server C does not have access to the decryption key, it also does not obtain any information about the ciphertexts. Note that we assume the two servers do not collude. Thus, the Div sub-protocol is secure in the semi-honest security model.

LGT and Sargmax: The security of the LGT sub-protocol is based on the fact that server S only computes on the difference between two data values. Thus, server S obtains no information about the actual data, hence making the sub-protocol secure in the semi-honest model. Therefore, our proposed Sargmax sub-protocol which relies on the LGT is also secure in the semi-honest model.

2) *Security of SSXGB*: The security analysis of the SSXGB can be split into three parts: server S part, server C part and participant part.

Algorithm 6: Secure Prediction Algorithm

```

1: function SPREDICT(TreeList,  $x_{1 \times \mathcal{N}}^{i,j}$ )
2:   //Input: TreeList and  $x_{1 \times \mathcal{N}}^{i,j}$ , where  $\mathcal{N}$  is the number of features for the record
3:   /* Computed by all the entities */
4:   //Client c encrypt the values of the record
5:    $\text{Enc}(x_{1 \times \mathcal{N}}^{i,j})_{pk_c}$ 
6:   Send the encrypted record to the SERVER C
7:   while True do
8:     //Start from the ROOTNode
9:     if CURRENTNode  $\neq$  LEAFNode then
10:      SERVER C identifies feature  $j$  for the split at CURRENTNode
11:      SERVER C identifies the PARTICIPANT  $p$  bearing the feature  $j$ 
12:      //Transform the encryption to be under the public key of the PARTICIPANT  $p$ 
13:       $\text{Enc}(x^{i,j} + r)_{pk_c} \leftarrow \text{Enc}(x^{i,j})_{pk_c} + \text{Enc}(r)_{pk_c}$ 
14:      SERVER C send  $\text{Enc}(x^{i,j} + r)_{pk_c}$  to SERVER S
15:      SERVER S decrypts  $\text{Enc}(x^{i,j} + r)_{pk_c}$  using mDec
16:      SERVER S re-encrypts as  $\text{Enc}(x^{i,j} + r)_{pk_p}$  and sends to SERVER C
17:      SERVER C extracts  $\text{Enc}(x^{i,j})_{pk_p}$  as:  $\text{Enc}(x^{i,j})_{pk_p} \leftarrow \text{Enc}(x^{i,j} + r)_{pk_p} - \text{Enc}(r)_{pk_p}$ 
18:      //Collaboration with the participant bearing the optimal feature for the current node
19:      SERVER C sends  $\text{Enc}(x^{i,j})_{pk_p}$  to the PARTICIPANT  $p$  bearing the feature  $j$ 
20:      PARTICIPANT  $p$  decrypts  $\text{Enc}(x^{i,j})_{pk_p}$  and compares it with the threshold value at the node
21:      Based on whether  $x^{i,j}$  is greater or less than the threshold, PARTICIPANT  $p$  decides on the tree branch to follow
22:      PARTICIPANT  $p$  forwards the decision to SERVER C to continue with the process at NEXTNode
23:      //Update the CURRENTNode
24:      CURRENTNode = NEXTNode
25:     else
26:       Return the encrypted weight  $\llbracket w \rrbracket$  of the LEAFNode
27:     end
28:   end

```

Server S part: Server S does not have access to the sample and feature space. It only collaborates with Server C in performing computations. However, the computations performed by server S are on masked values. Thus, no information gets leaked to server S.

Server C part: Server C has access to the sample and feature space, and it stores leaf nodes. It also know which participant hold which feature. However, the intermediate values it has access to are encrypted, and it only performs computations on the encrypted values. Although it stores the leaf nodes, the leaf values are kept in encrypted form. Thus, no information gets leaked to server C.

Participant part: Each participant has access to the sample space for each split. Each participant knows the intermediate nodes it holds. However, each participant does not know the actual values of the intermediate parameters apart from the LBP immediately after the construction of the first tree. The participants also do not have access to the leaf nodes. Thus, no information leaks to the participants.

Since there is no information leakage in the involved entities, the proposed SSXGB is secure in the semi-honest model.

B. Communication Overhead Analysis

We analyze the communication overhead in terms of analyzing the communication costs associated with a single split. Here, we look at *server C - participant* and *server C - server S* communication costs.

server C - participant communication cost: The *server C - participant* communication cost is similar to that of [16]. Given ζ as the ciphertext size, n as the number of samples for the current node, q as the number of samples in a bucket and d as the number of features held by a participant, the communication cost can be computed as $2 \times \zeta \times d \times (n/q)$.

server C - server S communication cost: During each split, the *server C - server S* communication cost can be computed as $12 \times \zeta + (3 \times \zeta \times (n/q) \times D)$, where D is the total number of features. Our proposed SSXGB experiences fairly heavy communication overhead during the collaborative computation of gains by the two servers.

VIII. PERFORMANCE EVALUATION

This section presents experiments to demonstrate the effectiveness and efficiency of the proposed SSXGB.

A. Experimental Setup

1) *Hardware and Software*: All the experiments were performed using a desktop computer having Intel Core i5-6500 CPU with $3.20\text{GHz} \times 4$ speed and 16GB RAM running Ubuntu 20.04 operating system. We used Python 3.8.5 and gmpy2 library for the implementation. We also used Cython 0.29.23 to speed up sections of the code. The participant and server functionalities were all executed in the same computer. Thus, latency is ignored in the experiments.

2) *Datasets*: We experimented using two datasets: Iris [31] and MNIST [32]. The Iris dataset comprises three classes of iris plants, each with 50 instances. Each instance bears the features of sepal length, sepal width, petal length and petal width. Thus, the dataset contains 150 instances with 4 features (150×4).

The MNIST dataset consists of 70,000 samples of gray-scale handwritten images of digits (0-9). The training set contains 60,000 samples while the test set contains 10,000 samples. Each gray-scale sample has 28×28 (784) pixels. Thus, the training set is ($60,000 \times 784$) and the test set is ($10,000 \times 784$).

B. Evaluation of SSXGB

First, we evaluate the regression effectiveness of the proposed SSXGB with the two datasets. The effectiveness is measured in terms of regression accuracy and loss.

Setup Configuration: We simulated the two servers, and four (4) participants for the Iris dataset and sixteen (16) participants for the MNIST dataset. In each case, one of the participants serves as an LBP. We partitioned the datasets vertically and shared the features between the participants, i.e., for the Iris dataset, each participant held one (1) feature and for the MNIST dataset, each participant held forty-nine (49) features. Since we performed regression analysis, we considered only two classes. Thus, we take "Iris-setosa" as positive for the Iris dataset and the rest of the classes as negative. To make the dataset balanced, we synthetically generated 50 more instances of the "Iris-setosa" class. Meanwhile, for the MNIST dataset, we take the digits 0-4 as positive and 5-9 as negative. During each simulation, we set the learning rate as 0.08, and the sampling rate as 0.8 for both samples and features. We set maximum depths as 6 and 4 for the MNIST and Iris datasets experiments, respectively. We employed the approximated sigmoid function in [33].

Results: Figure 3 presents the accuracy and loss against the training round with the Iris and MNIST datasets. We can observe that the proposed SSXGB converges slowly in comparison with the XGBoost scheme, and it is slightly less effective as compared to the XGBoost, i.e., the accuracy of 0.9789 vs 0.9826 for the MNIST dataset and 0.97712 vs 0.97778 for the Iris dataset. The accuracy loss in SSXGB can be attributed to the use of the approximated sigmoid function and the restrictive nature of training the first tree. However, the slight loss in accuracy is totally acceptable.

C. Privacy-Preservation Computation Overhead

Since HE is crucial for privacy preservation in our proposed SSXGB, identifying a suitable configuration for the

TABLE I
COMPUTATION TIMES OF BCP ALGORITHMS AND SUB-PROTOCOLS

| Operation | Key Size (bits) | | |
|-------------|-----------------|-----------|-----------|
| | 512 | 1024 | 2048 |
| Enc | 10.61 ms | 12.02 ms | 16.98 ms |
| Dec | 18.27 ms | 29.13 ms | 38.64 ms |
| mDec | 29.34 ms | 40.96 ms | 63.72 ms |
| KeyProd | 0.02 ms | 0.05 ms | 0.11 ms |
| Add | 8.86 ms | 10.23 ms | 12.61 ms |
| Mult | 180.74 ms | 259.97 ms | 310.03 ms |
| TransDec | 161.20 ms | 196.69 ms | 283.74 ms |
| Exp | 2.04 ms | 2.32 ms | 4.01 ms |
| Sub | 8.93 ms | 12.06 ms | 13.02 ms |
| LGT | 120.17 ms | 143.72 ms | 171.05 ms |
| Div | 140.29 ms | 183.18 ms | 251.67 ms |

BCP scheme was paramount. Thus, we implemented the BCP scheme and measured the computation times of its algorithms and sub-protocols under different key sizes. For each operation, the experiment was repeated 20 times and we obtained the average computation times.

Results: The results are shown in Table I. We can see that the computation times increase with the increase in key size for all the algorithms and sub-protocols. Amongst the BCP algorithms, the **mDec** is computationally the most demanding while encryption is computationally the least demanding. Meanwhile, amongst the sub-protocols, the **Mult** is computationally the most demanding while **KeyProd** is computationally the least demanding. For the **KeyProd**, we only considered a joint public key from two users and the joint public key generation does not involve encryption of data as in [26]. Also, for the **TransDec**, we considered only two users. Based on the shown computation times and security requirements, we considered the key size of 1024 during the implementation of the SSXGB.

D. Efficiency of SSXGB

Finally, we investigate the efficiency of the proposed SSXGB by examining its running time. We performed the investigation under a varying number of participants. We considered the running time for training using the two datasets. Figure 4 shows the running time of training using the MNIST and Iris datasets against the varying number of participants. Since we intended to examine the running time comparatively for the datasets and the Iris dataset has only 4 features, we limited the number of participants to only 4. And, in Figure 4, it can be observed that there is no significant change in running time against the varying number of participants. We can attribute this to the number of features and samples remaining almost the same under the vertically partitioned datasets, hence the number of feature and sample operations remain fairly constant. However, the running time is higher for the MNIST dataset compared to the Iris dataset. This is mainly because the MNIST dataset has more features and samples as compared to the Iris dataset.

IX. CONCLUSION

In this work, we proposed SSXGB framework for scalable and privacy-preserving multi-party gradient tree boosting over

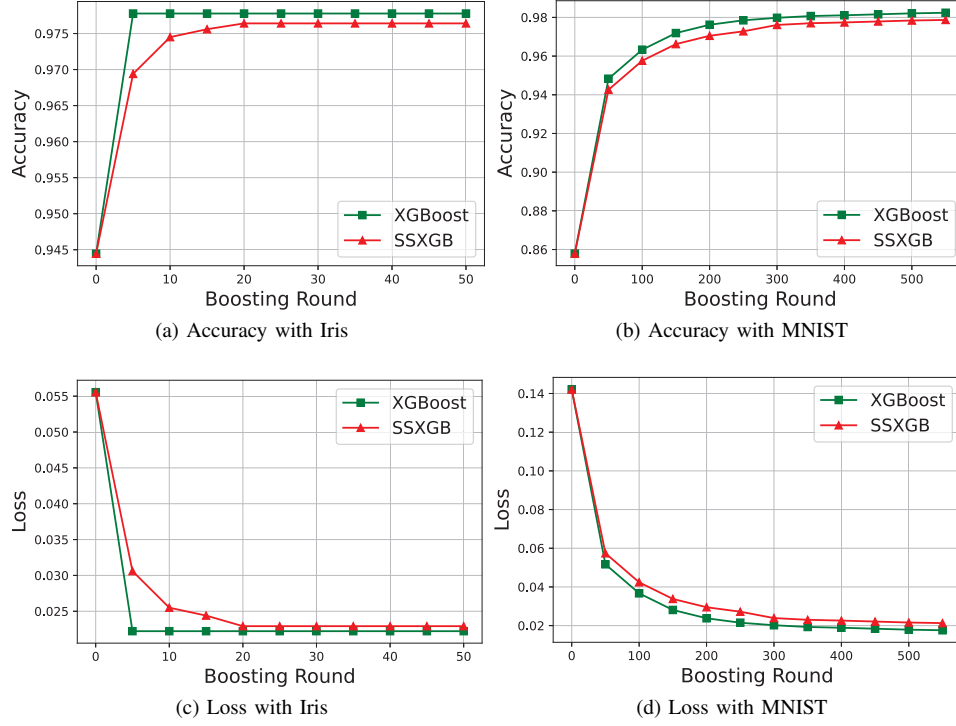


Fig. 3. Training convergence with the Iris and MNIST datasets

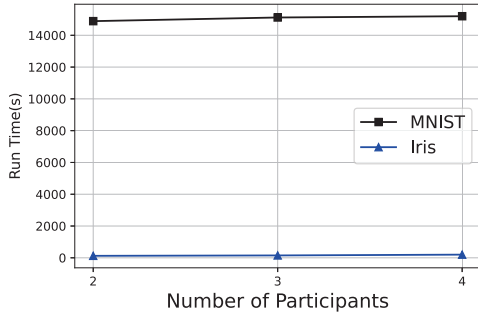


Fig. 4. Running time of the SSXGB with the Iris and MNIST datasets

vertically partitioned datasets with outsourced computations. We adopted BCP HE for secure computations and proposed sub-protocols based on the BCP HE for two non-linear operations of gradient tree boosting. Analysis of the framework shows that no information gets leaked to any entities under the semi-honest security model. We also implemented the secure training algorithm of the SSXGB framework. We performed experiments using two real-world datasets. The results show that the SSXGB is scalable and reasonably effective. In the future, we shall aim to minimize the communication overhead of the proposed framework.

REFERENCES

- [1] M. Gong, J. Feng, and Y. Xie, "Privacy-enhanced multi-party deep learning," *Neural Networks*, vol. 121, pp. 484–496, 2020.
- [2] M. d. Cock, R. Dowsley, A. C. Nascimento, and S. C. Newman, "Fast, privacy preserving linear regression over distributed datasets based on pre-distributed data," in *Proceedings of the 8th ACM Workshop on Artificial Intelligence and Security*, 2015, pp. 3–14.
- [3] R. Hall, S. E. Fienberg, and Y. Nardi, "Secure multiple linear regression based on homomorphic encryption," *Journal of Official Statistics*, vol. 27, no. 4, p. 669, 2011.
- [4] M. Kim, Y. Song, S. Wang, Y. Xia, and X. Jiang, "Secure logistic regression based on homomorphic encryption: Design and evaluation," *JMIR medical informatics*, vol. 6, no. 2, p. e19, 2018.
- [5] Y. Aono, T. Hayashi, L. T. Phong, and L. Wang, "Privacy-preserving logistic regression with distributed data sources via homomorphic encryption," *IEICE TRANSACTIONS on Information and Systems*, vol. 99, no. 8, pp. 2079–2089, 2016.
- [6] L. Zheng, C. Chen, Y. Liu, B. Wu, X. Wu, L. Wang, L. Wang, J. Zhou, and S. Yang, "Industrial scale privacy preserving deep neural network," *arXiv preprint arXiv:2003.05198*, 2020.
- [7] T. T. Phuong *et al.*, "Privacy-preserving deep learning via weight transmission," *IEEE Transactions on Information Forensics and Security*, vol. 14, no. 11, pp. 3003–3015, 2019.
- [8] Q. Yang, Y. Liu, T. Chen, and Y. Tong, "Federated machine learning: Concept and applications," *ACM Transactions on Intelligent Systems and Technology (TIST)*, vol. 10, no. 2, pp. 1–19, 2019.
- [9] J. H. Friedman, "Greedy function approximation: a gradient boosting machine," *Annals of statistics*, pp. 1189–1232, 2001.
- [10] E.-A. Minastireanu and G. Mesnita, "Light gbm machine learning algorithm to online click fraud detection," *J. Inform. Assur. Cybersecur*, vol. 2019, 2019.
- [11] R. Punmiya and S. Choe, "Energy theft detection using gradient boosting theft detector with feature engineering-based preprocessing," *IEEE Transactions on Smart Grid*, vol. 10, no. 2, pp. 2326–2329, 2019.
- [12] Y. Wang, D. Feng, D. Li, X. Chen, Y. Zhao, and X. Niu, "A mobile recommendation system based on logistic regression and gradient boosting decision trees," in *2016 International Joint Conference on Neural Networks (IJCNN)*. IEEE, 2016, pp. 1896–1902.
- [13] Q. Li, Z. Wen, and B. He, "Practical federated gradient boosting decision trees," in *Proceedings of the AAAI Conference on Artificial Intelligence*, vol. 34, no. 04, 2020, pp. 4642–4649.
- [14] Y. J. Ong, Y. Zhou, N. Baracaldo, and H. Ludwig, "Adaptive histogram-

based gradient boosted trees for federated learning,” *arXiv preprint arXiv:2012.06670*, 2020.

- [15] Y. Liu, Z. Ma, X. Liu, S. Ma, S. Nepal, and R. Deng, “Boosting privately: Privacy-preserving federated extreme boosting for mobile crowdsensing,” *arXiv preprint arXiv:1907.10218*, 2019.
- [16] K. Cheng, T. Fan, Y. Jin, Y. Liu, T. Chen, and Q. Yang, “Secureboost: A lossless federated learning framework,” *arXiv preprint arXiv:1901.08755*, 2019.
- [17] Z. Feng, H. Xiong, C. Song, S. Yang, B. Zhao, L. Wang, Z. Chen, S. Yang, L. Liu, and J. Huan, “Securegbm: Secure multi-party gradient boosting,” in *2019 IEEE International Conference on Big Data (Big Data)*. IEEE, 2019, pp. 1312–1321.
- [18] W. Fang, C. Chen, J. Tan, C. Yu, Y. Lu, L. Wang, L. Wang, J. Zhou *et al.*, “A hybrid-domain framework for secure gradient tree boosting,” *arXiv preprint arXiv:2005.08479*, 2020.
- [19] T. Chen and C. Guestrin, “Xgboost: A scalable tree boosting system,” in *Proceedings of the 22nd acm sigkdd international conference on knowledge discovery and data mining*, 2016, pp. 785–794.
- [20] Y. Aono, T. Hayashi, L. Wang, S. Moriai *et al.*, “Privacy-preserving deep learning via additively homomorphic encryption,” *IEEE Transactions on Information Forensics and Security*, vol. 13, no. 5, pp. 1333–1345, 2017.
- [21] R. Shokri and V. Shmatikov, “Privacy-preserving deep learning,” in *Proceedings of the 22nd ACM SIGSAC conference on computer and communications security*, 2015, pp. 1310–1321.
- [22] C. Leung, “Towards privacy-preserving collaborative gradient boosted decision tree learning,” 2020.
- [23] M. Yang, L. Song, J. Xu, C. Li, and G. Tan, “The tradeoff between privacy and accuracy in anomaly detection using federated xgboost,” *arXiv preprint arXiv:1907.07157*, 2019.
- [24] Z. Wang, Y. Yang, Y. Liu, X. Liu, B. B. Gupta, and J. Ma, “Cloud-based federated boosting for mobile crowdsensing,” *arXiv preprint arXiv:2005.05304*, 2020.
- [25] E. Bresson, D. Catalano, and D. Pointcheval, “A simple public-key cryptosystem with a double trapdoor decryption mechanism and its applications,” in *International Conference on the Theory and Application of Cryptology and Information Security*. Springer, 2003, pp. 37–54.
- [26] A. Peter, E. Tews, and S. Katzenbeisser, “Efficiently outsourcing multiparty computation under multiple keys,” *IEEE transactions on information forensics and security*, vol. 8, no. 12, pp. 2046–2058, 2013.
- [27] X. Liu, R. H. Deng, K. R. Choo, and J. Weng, “An efficient privacy-preserving outsourced calculation toolkit with multiple keys,” *IEEE Transactions on Information Forensics and Security*, vol. 11, no. 11, pp. 2401–2414, 2016.
- [28] B. McMahan, E. Moore, D. Ramage, S. Hampson, and B. A. y Arcas, “Communication-efficient learning of deep networks from decentralized data,” in *Artificial Intelligence and Statistics*. PMLR, 2017, pp. 1273–1282.
- [29] S. Truex, N. Baracaldo, A. Anwar, T. Steinke, H. Ludwig, R. Zhang, and Y. Zhou, “A hybrid approach to privacy-preserving federated learning,” in *Proceedings of the 12th ACM Workshop on Artificial Intelligence and Security*, 2019, pp. 1–11.
- [30] K. Bonawitz, V. Ivanov, B. Kreuter, A. Marcedone, H. B. McMahan, S. Patel, D. Ramage, A. Segal, and K. Seth, “Practical secure aggregation for privacy-preserving machine learning,” in *proceedings of the 2017 ACM SIGSAC Conference on Computer and Communications Security*, 2017, pp. 1175–1191.
- [31] R. A. Fisher, “Iris data set,” 1936. [Online]. Available: <https://archive.ics.uci.edu/ml/datasets/iris>
- [32] Y. LeCun, C. Cortes, and C. Burges, “Mnist handwritten digit database,” *ATT Labs*, vol. 2, 2010. [Online]. Available: <http://yann.lecun.com/exdb/mnist>
- [33] T. Chen and S. Zhong, “Privacy-preserving backpropagation neural network learning,” *IEEE Transactions on Neural Networks*, vol. 20, no. 10, pp. 1554–1564, 2009.

APPENDIX A

DETAILS OF THE LGT SUB-PROTOCOL

The LGT sub-protocol is an adaptation of the SLT sub-protocol in [27]. The only difference is that we intentionally reveal the result of the comparison to the server C. An illustration of the sub-protocol is shown in Figure 5. Given two ciphertexts $\llbracket m_1 \rrbracket$ and $\llbracket m_2 \rrbracket$ encrypted under the joint public key pk_Σ . To determine if $\llbracket m_1 \rrbracket \geq \llbracket m_2 \rrbracket$ or $\llbracket m_1 \rrbracket < \llbracket m_2 \rrbracket$, the

following procedures are collaboratively performed by servers C and S.

As in [27], first server C uses the **Exp** sub-protocol to multiply the ciphertexts by two as $\llbracket 2m_1 \rrbracket$ and $\llbracket 2m_2 \rrbracket$. Server C also encrypts 1 using the **Enc** algorithm as $\llbracket 1 \rrbracket$, and adds the result to $\llbracket 2m_1 \rrbracket$ as $\llbracket 2m_1 + 1 \rrbracket$.

Server C then flips a coin s . If $s = 1$, server C uses the **Sub** sub-protocol and computes $\llbracket l \rrbracket$ as $(\llbracket 2m_1 + 1 \rrbracket - \llbracket 2m_2 \rrbracket)$. Otherwise, $\llbracket l \rrbracket$ is computed as $(\llbracket 2m_2 \rrbracket - \llbracket 2m_1 + 1 \rrbracket)$. Server C then sends $\llbracket l \rrbracket$ to server S.

Server S uses the **mDec** algorithm to decrypt $\llbracket l \rrbracket$ as l . Server S then computes $\mathcal{L}(l)^2$. If $\mathcal{L}(l) > \mathcal{N}/2$, server S sets $u' = 1$, otherwise $u' = 0$. Server S then returns u' to server C.

Next, server C checks for s , and if $s = 1$, server C sets $u^* = u'$. Otherwise, $u^* = 1 - u'$. If $u^* = 0$, $m_1 \geq m_2$, otherwise $m_1 < m_2$.

APPENDIX B

PROOF OF CORRECTNESS FOR THE DIV SUBPROTOCOL

Consider the division of $\llbracket m_1 \rrbracket$ by $\llbracket m_2 \rrbracket$ ($\llbracket m_1 \div m_2 \rrbracket$) using the **Div** subprotocol. For the purpose of this proof, we assume $\llbracket m_1 \rrbracket$ and $\llbracket m_2 \rrbracket$ are encrypted under the same public key. First, the server C, randomly selects $\tau_1, \tau_2 \in \mathbb{Z}_N$. Using the **Exp** subprotocol, the server C generates $\llbracket \tau_1 m_1 \rrbracket$, $\llbracket \tau_2 m_2 \rrbracket$ and $\llbracket \tau_1 m_2 \rrbracket$ as follows:

$$\begin{aligned}\llbracket \tau_1 m_1 \rrbracket &= (g^{\tau_1 \cdot r_1} \bmod N^2, h^{\tau_1 \cdot r_1} (1 + \tau_1 \cdot m_1 \cdot N) \bmod N^2) \\ \llbracket \tau_2 m_2 \rrbracket &= (g^{\tau_2 \cdot r_2} \bmod N^2, h^{\tau_2 \cdot r_2} (1 + \tau_2 \cdot m_2 \cdot N) \bmod N^2) \\ \llbracket \tau_1 m_2 \rrbracket &= (g^{\tau_1 \cdot r_3} \bmod N^2, h^{\tau_1 \cdot r_3} (1 + \tau_1 \cdot m_2 \cdot N) \bmod N^2)\end{aligned}\quad (9)$$

Using the **Add** subprotocol, the server C computes $\llbracket \tau_1 m_1 + \tau_2 m_2 \rrbracket$ as:

$$\begin{aligned}\llbracket \tau_1 m_1 + \tau_2 m_2 \rrbracket &= (g^{(\tau_1 r_1 + \tau_2 r_2)} \bmod N^2, \\ &\quad h^{(\tau_1 r_1 + \tau_2 r_2)} (1 + (\tau_1 m_1 + \tau_2 m_2) N) \bmod N^2)\end{aligned}\quad (10)$$

The server C then sends $\llbracket \tau_1 m_2 \rrbracket$ and $\llbracket \tau_1 m_1 + \tau_2 m_2 \rrbracket$ to the server S. Using the **mDec** algorithm, the server S decrypts $\llbracket \tau_1 m_2 \rrbracket$ and $\llbracket \tau_1 m_1 + \tau_2 m_2 \rrbracket$ as $\tau_1 m_2$ and $\tau_1 m_1 + \tau_2 m_2$, respectively. In plaintext, the server S then computes $(\frac{m_1}{m_2} + \frac{\tau_2}{\tau_1})$ as:

$$(\frac{m_1}{m_2} + \frac{\tau_2}{\tau_1}) = \frac{1}{\tau_1 m_2} (\tau_1 m_1 + \tau_2 m_2) \quad (11)$$

Next, the server S encrypts $(\frac{m_1}{m_2} + \frac{\tau_2}{\tau_1})$ to $\llbracket \frac{m_1}{m_2} + \frac{\tau_2}{\tau_1} \rrbracket$ as:

$$\llbracket \frac{m_1}{m_2} + \frac{\tau_2}{\tau_1} \rrbracket = (g^r \bmod N^2, h^r (1 + (\frac{m_1}{m_2} + \frac{\tau_2}{\tau_1}) N) \bmod N^2) \quad (12)$$

and sends the result to server C.

After receiving $\llbracket \frac{m_1}{m_2} + \frac{\tau_2}{\tau_1} \rrbracket$, the server C computes $\frac{\tau_2}{\tau_1}$ in plaintext and encrypts it as $\llbracket \frac{\tau_2}{\tau_1} \rrbracket$. The server C extracts $\llbracket \frac{m_1}{m_2} \rrbracket$ using the **Sub** subprotocol as:

$$\llbracket \frac{m_1}{m_2} \rrbracket = \text{Sub}(\llbracket \frac{m_1}{m_2} + \frac{\tau_2}{\tau_1} \rrbracket, \llbracket \frac{\tau_2}{\tau_1} \rrbracket). \quad (13)$$

² $\mathcal{L}(x)$ denotes the bit length of x . See [27] for the details

