

H_0 as a Universal FLRW Diagnostic

Chethan Krishnan^{a,*}, and Ranjini Mondol^{a,†}

^a Centre for High Energy Physics, Indian Institute of Science, Bangalore 560012, India

We reverse the logic behind the apparent existence of H_0 -tension, to design diagnostics for cosmological models. The basic idea is that the non-constancy of H_0 inferred from observations at different redshifts is a null hypothesis test for models within the FLRW paradigm – if H_0 runs, the model is wrong. Depending on the kind of observational data, the most suitable form of the diagnostic can vary. As examples, we present two H_0 diagnostics that are adapted to two different BAO observables. We use these and the corresponding BAO data to Gaussian reconstruct the running of H_0 in flat Λ CDM with Planck values for the model parameters. For flat Λ CDM when the radiation contribution can be neglected, with comoving distance data, the diagnostic is a simple hypergeometric function. Possible late time deviations from the FLRW paradigm can also be accommodated, by simply keeping track of the (potentially anisotropic) sky variation of the diagnostic.

I. INTRODUCTION

Observations of the Hubble parameter $H(z)$ at various redshifts, together with the matter content of the flat Λ CDM model as a function of z , yield a prediction for the present day Hubble parameter H_0 via the Friedmann equation:

$$H_0^2 = \frac{H^2(z)}{\Omega_{m0}(1+z)^3 + 1 - \Omega_{m0}}. \quad (1)$$

In Λ CDM (and indeed within any single FLRW model), H_0 is a constant by definition: it is the Hubble scale of the present epoch. But when one computes H_0 in the above manner from observations of $H(z)$ at $z \sim 1100$, it does not match with what is found from direct observations at $z \approx 0$ [1–12]. This apparent red-shift dependence of a quantity that should tautologically be a constant, is called H_0 -tension.

Assuming that our working hypothesis of an FLRW framework is correct, the reason for the existence of the tension in (1) is of course, simple. The non-constancy of the right hand side of Eq. (1) is a result of the mismatch between observations, and a model that is supposed to fit those observations. The observations are captured by the numerator $H(z)$, and the model is defined by the Ω 's in the denominator. When viewed this way, (1) is in fact a *definition* of H_0 as inferred from data at redshift z and therefore it need not identically be a constant. The crucial point here is that there is no direct connection that data at finite redshift has, to zero redshift, other than through a model¹.

Viewed this way as a tension between observations and models, there is no inherent contradiction in the non-constancy of the right hand side of Eq. (1) – observations can be erroneous, and models can be wrong. For the purposes of this paper we will adopt the standpoint that observations are correct, and will use the potential non-constancy of H_0 , as a diagnostic for the validity of models.

A point worthy of note regarding this perspective is that it begs us to consider the possibility that the right hand side of Eq. (1) is a (quasi-)continuous² function of z . After all, if the mismatch between model and observation is a real effect, then it stands to reason that the value of $H(z)$ as measured at different red-shifts, differs *continuously* from the prediction of the model at those redshifts, up to the error bars in observations. In fact, there is some (inconclusive) evidence in the current data [13–19] which suggests that the measured H_0 might indeed be running with the data redshift z . Note that H_0 tension was originally noted [1–10] as a sharp $\sim 5\sigma$ mismatch between H_0 measured at low redshifts in our vicinity and that inferred from $z \sim 1100$ via Planck. This result only contrasts the smallest and largest redshifts, but [13–19] raise the possibility of a steadily varying trend in the inferred H_0 as one moves from low to high redshift data. But of course, the data on this is still tentative, so we point this out here merely as an illustration of principle.

Because our discussion is in many ways quite general, we will initially phrase H_0 -tension in the general context of models within the FLRW paradigm, restricting to Λ CDM only for specific discussions eventually (see also [15]). Under the assumption that the universe is homogeneous and isotropic (and therefore FLRW), we wish to characterize what constitutes a failed FLRW model that results in H_0 -tension. As outlined already, the way to understand Hubble tension in this setting is as an incompatibility between observations at z , and the model for

*chethan.krishnan@gmail.com

†ranjinim@iisc.ac.in

¹ A minor exception to this exists at very low red-shifts where one can use a Taylor expansion for the scale factor, without relying on explicit models. This is sometimes called cosmography, and is model independent within the FLRW framework. But if we want to compare results from sufficiently different redshifts, one necessarily needs a model.

² The prefix “quasi-” is supposed to capture the fact that observations are usually finite in number. The point is that we are limited only by the observational resolution in redshift.

matter-energy as a function of z . We will develop this idea in the next section, and find that it immediately leads to some clean and general conclusions. In particular, a decreasing/increasing H_0 with redshift is related to an over/underestimate in the *total* effective equation of state of the matter³ content used to model the Universe⁴. We will express the total Hubble tension between the early and late z measurements in terms of integrals of this over-estimate. In subsequent subsections we consider some simple toy examples to demonstrate these points. To emphasize that H_0 -tension and its running are more general than Λ CDM, we illustrate things in the context of a simple dust model.

Most of our discussions in this paper are within the conventional FLRW paradigm, and therefore they deal with the running of H_0 with red-shift (only). But in an *en passant* section, we note the obvious fact that it is easy to generalize this to diagnose deviations away from FLRW. The way to do this is straightforward, one simply has to keep track of data not just as a function of redshift but also as a function of angles in the sky. In *any* FLRW model (say Λ CDM), the data from an underlying anisotropic Universe would lead to an anisotropic H_0 in the sky and will serve as a diagnostic for deviations from the model. We mention this, because there are hints in the literature that there may be cracks in the FLRW paradigm via a breakdown of the cosmological principle at late times [16, 20–29]. It is very important to conclusively settle this issue, considering its foundational nature.

In later sections we work more closely with data, and discuss flat Λ CDM – but even there, our primary goal will be to illustrate the idea, and *not* to do detailed phenomenology of the most up to date datasets⁵. In this second half of the paper, our aim is to use the previous philosophy to design H_0 -diagnostics that are adapted to specific observables. In particular, in writing (1) and viewing the RHS as a diagnostic as in [15], we are using $H(z)$ as the observable. However, many of the natural observables in cosmology are (various kinds of) distances. So it is more useful in many situations to write down H_0 -diagnostics directly in terms of them. This is straightforward enough to do, and to illustrate this very concretely we will write down H_0 -diagnostics that are adapted to different BAO observables. We will Gaussian reconstruct H_0 with the corresponding BAO data within the flat Λ CDM model to show how the running works. We will also find that in some cases the diagnostic takes

simple forms – eg., when the radiation can be neglected in Λ CDM the diagnostic is a simple hypergeometric function, if we are working with comoving distance data.

To summarize: a suitably defined (running) H_0 can be used as a diagnostic that is adapted to any kind of observational data and any specific model within the FLRW paradigm⁶. The simplicity of the diagnostic for general observables is a consequence of the universality of H_0 in FLRW models: it is an integration constant, and not a model parameter. For example, for the complicated observables we consider in this paper in our discussions of BAO, it would be hopeless to try and build a diagnostic based on model parameters.

II. HUBBLE TENSION AND A “SOFTER” FLRW UNIVERSE

Our starting point is the observation that the Friedmann equation for general matter can be written as

$$H_0^2 = H^2 a^3 \exp \left(-3 \int_a^1 w(a') \frac{da'}{a'} \right), \quad (2)$$

where $w(a) \equiv \frac{p(a)}{\rho(a)}$. This expression is an extremely general statement about the FLRW paradigm: the only assumption we have made here is to take the spatial curvature $k = 0$ (we will consider more general k in the next subsection). We have also set $a(t_0) = 1$ at the present epoch t_0 , which can be done without loss of generality. Note that the left hand side is by definition a constant within the FLRW ansatz. Let us also emphasize that we have not made any assumptions about the matter, other than that it is a perfect fluid. In particular, it can have multiple components.

We will consider an ideal scenario for observations, where observational data allows us to measure $H(a)$ at arbitrary values⁷ of a . Since H and a can be viewed as observable quantities, it immediately follows from our equation above, that the only way we can have H_0 run (assuming our FLRW assumption about the Universe is correct), is if we have made an error in what we believe is our $w(a)$. This is because a (and H) should fix the $w(a)$ via Friedmann equations and once it is fixed, (2) with a constant left hand side should be an identity.

With this basic understanding, now we proceed to try and understand how exactly a running H_0 tension can arise.

For clarity going forward, let's distinguish the *true* physical parameters (eg., observed quantities from hypothetical errorless observations) of an FLRW Universe

³ In this paper, by matter we will mean any perfect fluid, including multi-component fluids.

⁴ In fact, *any* late time resolution of Hubble tension within the FLRW paradigm in Einstein gravity, must fall into this general scheme.

⁵ It is evident that more data is needed to cleanly resolve the various recent tensions in current cosmology. Our present contribution will unfortunately be of no help in this regard.

⁶ It can also (trivially) detect late time anisotropic deviations from the FLRW paradigm.

⁷ Note that within the FLRW ansatz, knowing redshift z fixes $a = \frac{1}{1+z}$ purely kinematically. In other words, H can be viewed as a function of z or a .

from the parameters of the FLRW *model* we will use to describe that Universe. The former will be denoted without subscripts, while we will use a_{model} , H_{model} , p_{model} , ρ_{model} and w_{model} to denote the model quantities. Running H_0 -tension is then the statement that the quantity h_0 defined by⁸

$$h_0^2(a) := H^2(a) a^3 \exp\left(-3 \int_a^1 w_{\text{model}}(a') \frac{da'}{a'}\right), \quad (3)$$

where $w_{\text{model}}(a) \equiv \frac{p_{\text{model}}(a)}{\rho_{\text{model}}(a)}$, has a z (or equivalently a) dependence, indicating that the physical observed parameters H and a are not consistent with the matter we have chosen in the model as captured by $w_{\text{model}}(a)$. Note the crucial fact that Hubble tension is only possible because we are implicitly comparing two FLRW models (or one model and real-world data). In any given model, H_0 is always necessarily a constant.

We can also write the above equation as

$$\frac{h_0^2}{H_0^2} = \exp\left(-3 \int_a^1 \Delta w(a') \frac{da'}{a'}\right), \quad (4)$$

where $\Delta w(a) \equiv w_{\text{model}}(a) - w(a)$. Clearly, now it is no surprise that the left hand side can have non-trivial z dependence: our model is wrong. It follows right away that what one calls H_0 -tension, Δh_0 , is then simply given by

$$\Delta h_0 \equiv h_0(z_{\text{max}}) - h_0(z=0) \quad (5)$$

$$= H_0 \exp\left(-\frac{3}{2} \int_{a_{\text{max}}}^1 \Delta w(a') \frac{da'}{a'}\right) - H_0, \quad (6)$$

where $a_{\text{max}} = \frac{1}{1+z_{\text{max}}}$, and $h_0(z=0) = H_0$ is the value obtained for the present Hubble parameter from (the vanishing limit of) small redshift observations. We have managed to find a simple expression for H_0 tension in terms of the discrepancy in the matter content of the model and the real world.

To illustrate that this is quite a useful equation, lets make an observational prejudice about h_0 that may be true in the context of H_0 -tension in the flat Λ CDM model (see eg., [13–19]): we will assume that h_0 decreases with increasing z or equivalently, that it increases with increasing a :

$$\frac{dh_0}{da} > 0. \quad (7)$$

It is trivial to check that this translates to the statement that

$$\Delta w(a) > 0, \text{ or equivalently, } w_{\text{model}}(a) > w(a). \quad (8)$$

In other words, a decreasing-with- z trend in the measured value of H_0 is precisely equivalent to an overestimate in the stiffness of the total equation of state. In particular, the conventional H_0 -tension that is quoted between $z = z_{\text{CMB}}$ and nearby supernovae at $z \approx 0$ can be directly related to an integrated error in the equation of state, from now to the last scattering surface. One caveat here is that in order to turn angle data to distance data, we need to assume a value for the sound horizon at drag epoch, r_d . So this discussion applies only to late time resolutions of the Hubble tension.

A. Including Spatial Curvature

The inclusion of spatial curvature does not substantively affect the discussions above: we can effectively treat the curvature as another component in the stress tensor. The two independent Friedmann equations can be taken as

$$\rho(a) = \rho_0 \exp\left(3 \int_a^1 \frac{p(a')}{\rho(a')} \frac{da'}{a'}\right), \quad (9)$$

$$H^2 = \frac{\rho}{3} - \frac{k}{a^2}, \quad (10)$$

where $\rho(a(t_0)=1) \equiv \rho_0$. Defining

$$\frac{\rho_{\text{crit}}}{3} \equiv H_0^2 = \frac{\rho_0}{3} - k, \quad (11)$$

and

$$\Omega_\rho \equiv \frac{\rho_0}{\rho_{\text{crit}}}, \quad \Omega_k = -\frac{k}{\rho_{\text{crit}}/3}. \quad (12)$$

so that

$$\Omega_0 \equiv \Omega_\rho + \Omega_k = 1, \quad (13)$$

we can get the expression for H_0 as

$$H_0^2 = \frac{H^2}{\frac{\Omega_\rho}{a^3} \exp\left(3 \int_a^1 w(a') \frac{da'}{a'}\right) + \frac{\Omega_k}{a^2}}. \quad (14)$$

Again, the numerator can be viewed as capturing data and the denominator, as capturing model. It is easy to convince oneself that by treating curvature as a fluid of equation state $\omega_k(a) = -1/3$, we can re-interpret this in the same form as before.

B. Toy Example: H_0 -tension in a Dust Model

To drive home the point that H_0 -tension is a ubiquitous phenomenon when an FLRW universe does not match with the FLRW model that is supposed to describe it, lets consider a simple example.

Let us assume that the equation of state of a fictitious Universe is slightly softer than dust, but in their infinite

⁸ In writing the following equations, we have assumed that the value of $a(t_0) = 1$, which enforces that $h_0^2(z=0) = H_0^2$. In principle, we can also consider the possibility that H_0 and $h_0(z=0)$ do not match: this will merely shift the $h_0(z)$ curve by a constant amount, equal to the difference.

simplemindedness, the denizens of said Universe are trying to model it with dust. In other words, the FLRW equations for the “real” parameters of the Universe are of the form

$$\frac{d\rho}{\rho} = -3 (1 - \Delta w(a)) \frac{da}{a}, \quad H^2 = \frac{\rho}{3}, \quad (15)$$

whereas the model assumes that it is of the form

$$\frac{d\rho_{model}}{\rho_{model}} = -3 \frac{da_{model}}{a_{model}}, \quad H_{model}^2 = \frac{\rho_{model}}{3}. \quad (16)$$

Here $\Delta w(a)$ is taken to be positive valued, which means that the “real” world is softer than the dust model. To write down explicit expressions and make plots, we will take the convenient form

$$\Delta w(a) = \epsilon \frac{a}{a(t_0)}, \quad (17)$$

for some small ϵ . This form is taken purely for convenience in doing our integrals, any other choice would do as well⁹. For convenience, we will also assume that close to the Big Bang, the error in the model vanishes, this can also be relaxed if one wishes. Going through the calculation, we get the simple result

$$h_0^2(z) = H_0^2 \exp\left(-\frac{3\epsilon z}{1+z}\right), \quad (18)$$

which leads to the decreasing tendency of h_0 with increasing redshift as promised. The corresponding plot of h_0 vs z for a representative value of ϵ (and H_0 taken to be 0.07) illustrates the dust-model version of H_0 -tension.

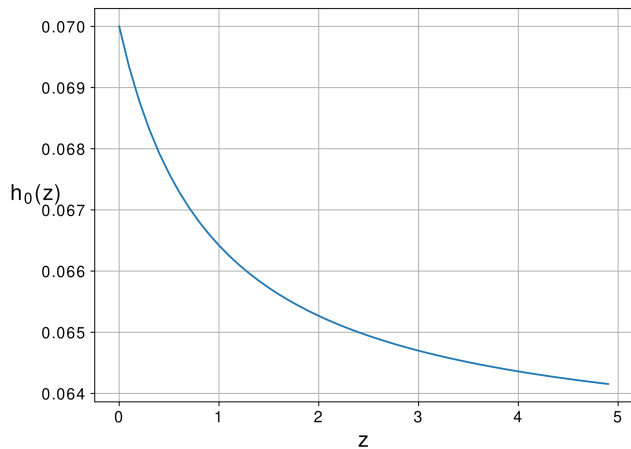


FIG. 1: Plot of h_0 vs. z in our dust model.

⁹ Note that in order to do the integrals explicitly, it is useful to have this expressed in terms of the scale factor. The knowledge of the equation of state is equivalent to this information – it basically captures how a particular component of matter redshifts/dilutes with the scale factor.

III. ASIDE ON LATE-TIME ANISOTROPIES

The persistence of tensions between early and late time observations of the Universe has lead to something like a crisis in present day cosmology. One possibility that has been raised in this context is that the deviations from the FLRW paradigm at late times, at redshifts $z \lesssim \mathcal{O}(1)$, may be bigger than previously anticipated. It has been suggested that the flow that our Galaxy is part of, in the direction of the CMB dipole, extends to much higher red-shifts than the ~ 100 Mpc that is usually viewed as the coarse-graining scale of the FLRW paradigm¹⁰. Evidence for this has been accumulating in the literature [16, 20–29], but the conclusion is still unclear¹¹.

Given this, let us pause here to note that in principle, our diagnostic can also be used to detect such late time anisotropies. All one has to do is to keep track of the angle-dependence of the data on the sky. In place of (1), for example, we will have

$$H_0(z, \theta, \phi) := \frac{H(z, \theta, \phi)}{\sqrt{\Omega_{m0}(1+z)^3 + 1 - \Omega_{m0}}}. \quad (19)$$

where we now are keeping track of the sky location of the $H(z)$ data. If the left hand side is not a constant on the celestial sphere, we can conclude that there are anisotropies. It should be clear that a similar generalization will hold for all the H_0 -diagnostics adapted to the various observables we will discuss in this paper. Of course, the real bottleneck is data quality and quantity here.

One small comment perhaps worth making here is that the specific FLRW model one uses in (19) is not particularly important if one is looking for anisotropies, since *any* FLRW model is isotropic by definition. We have written the expression above for Λ CDM when radiation can be neglected, but this is merely for concreteness. The broader reason for this robustness is that anisotropies rule out the entire FLRW paradigm, and not just one model in the paradigm.

IV. H_0 -DIAGNOSTICS ADAPTED TO DISTANCE OBSERVABLES

Our discussion in the previous section started off with (2), and the H_0 -diagnostic was the one presented in (3). H on the right hand side of (3) is a piece of observational

¹⁰ However, let us point out that this claim suffers from a fine-tuning problem. If the CMB dipole is *not* just due to the typical velocity of galaxies in clusters, then it is not clear why the CMB dipole velocity ~ 600 km/s is of the same order as that of observed velocities of galaxies in virialized clusters $\sim \mathcal{O}(1000)$ km/s. We will have more to say about this in [30].

¹¹ See [31, 32] for some recent discussions on anisotropic inflation in the *early* Universe.

data, and the rest of the right hand side is part of the specification of a model. If the left hand side was not a constant, then we would interpret that as the running of H_0 and we would conclude that the model was wrong.

In many cases of interest in cosmology, the direct observables are often distances of various kinds and not $H(z)$ directly. Of course we could take derivatives of distances to obtain $H(z)$ but this would expand the error bars, and therefore we would like to avoid it. Instead, we would like to have H_0 -diagnostics that are directly adapted to the observational data. In this section we will show that this is easy to do, and we will exhibit it with concrete example diagnostics adapted to distance observables suitable for BAO data. We emphasize that our aim in the following Gaussian reconstruction plots is to provide illustrative examples for the diagnostic – data quality and true phenomenology are not our focus.

A. Comoving Distance Diagnostic

Comoving distance is given by the relation [33]:

$$D_C(z) = c \int_0^z \frac{dz'}{H(z')}. \quad (20)$$

Comoving distance is a candidate observable in cosmology, and we wish to write down an H_0 -diagnostic adapted to that. For convenience when making plots, we have changed our independent variable from a to z compared to section II. In this language, we can write the key relation (2) as

$$H(z) = H_0 E(z), \quad (21)$$

where

$$E(z) = \exp \left[\frac{3}{2} \int_0^z dz' \frac{(1 + w(z'))}{1 + z'} \right]. \quad (22)$$

$E(z)$ is the quantity that captures the model. Once the model parameters are specified the integral can be explicitly evaluated. In Λ CDM for example, at late times when radiation can be neglected it takes the form

$$E^M(z) = \sqrt{(1 - \Omega_{m0}) + \Omega_{m0}(1 + z)^3}. \quad (23)$$

Running of H_0 can then be captured by a diagnostic adapted to the comoving distance data via

$$H_0(z) := \frac{c}{D_C(z)} \int_0^z \frac{dz'}{E(z')}. \quad (24)$$

where $D_C(z)$ is the data, and $E(z)$ captures the model. The non-constancy of this quantity will serve as the null diagnostic. Slightly more explicitly, we can write

$$H_0(z) := \frac{c}{D_C(z)} \int_0^z dz' \exp \left[-\frac{3}{2} \int_0^{z'} dz'' \frac{(1 + w(z''))}{1 + z''} \right]. \quad (25)$$

Specializing to the late time Λ CDM model above, this can be explicitly evaluated to be a hypergeometric function:

$$H_0(z) := \frac{2c}{D_C(z) \Omega_{m,0}^{5/6}} \left({}_2F_1 \left[\frac{1}{6}, \frac{1}{2}, \frac{7}{6}, \frac{\Omega_{m,0} - 1}{\Omega_{m,0}} \right] - \frac{1}{\sqrt{1+z}} {}_2F_1 \left[\frac{1}{6}, \frac{1}{2}, \frac{7}{6}, \frac{\Omega_{m,0} - 1}{(1+z)^3 \Omega_{m,0}} \right] \right). \quad (26)$$

So far we have not picked any particular value of $\Omega_{m,0}$. Choosing $\Omega_{m,0}$ completely specifies Λ CDM at late times. In all the plots below we use the value of $\Omega_{m,0} = 0.303_{-0.016}^{+0.018}$ taken from Planck [34].

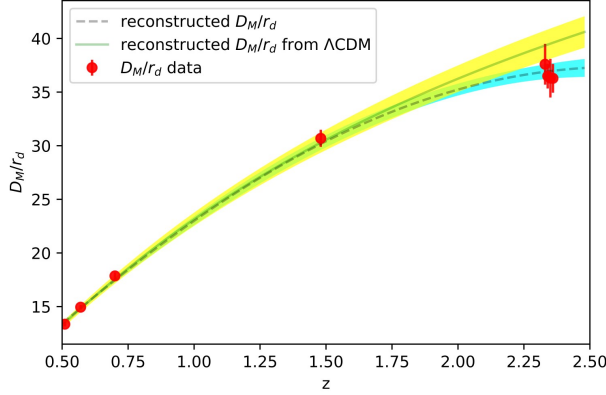
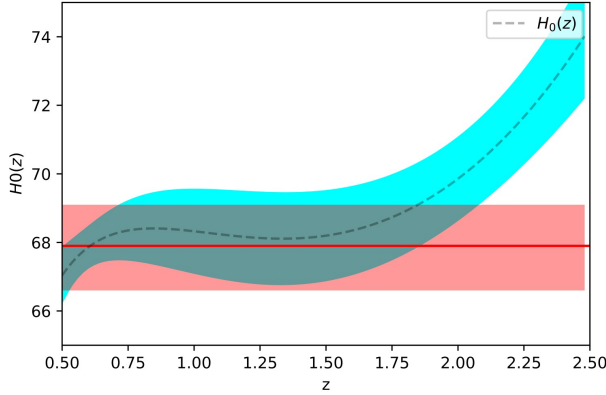
The quantity $D_C(z)$ is the line of sight comoving distance [35]. What is more directly connected to the BAO data for which we present the plots, is the transverse comoving distance $D_M(z)$ [35]. When the spatial curvature is zero, as in the flat Λ CDM model above, the two quantities turn out to be the same $D_M = D_C$. This is what we have used in the plots. But it should be clear from our discussion in section II that including spatial curvature is entirely straightforward.

To obtain our plots, we need to extract $D_M (= D_C)$

from BAO datasets. The BOSS Galaxy surveys and the Lyman α observations in [36, 37] give us D_M/r_d , see Table I. These are basically angle data, and in order to translate them into distances we need to take a fiducial value for the sound horizon at drag epoch, r_d . We take this standard ruler length to be $r_d = 147.05 \pm 0.3$ Mpc [34] in our H_0 -diagnostic plot. To make the plots, we first Gaussian reconstruct the D_M/r_d data in the redshift range we are interested in using the handful of data points in Table I. This is shown in Figure 2. With this data and the diagnostic (26) the H_0 running is plotted in Figure 3.

TABLE I: The D_M/r_d data we use for the plots in Figures 2 and 3.

Name	z	D_M/r_d	References
BOSS	0.51	13.36 ± 0.210	S. Alam <i>et al.</i> [36]
	0.57	14.945 ± 0.210	E. Aubourg <i>et al.</i> [37]
eBOSS	0.70	17.86 ± 0.33	S. Alam <i>et al.</i> [36]
Ly α F	1.48	30.69 ± 0.80	S. Alam <i>et al.</i> [36]
	2.33	37.6 ± 1.9	S. Alam <i>et al.</i> [36] (Ly α -Ly α)
	2.34	36.489 ± 1.152	E. Aubourg <i>et al.</i> [37] (combined Ly α F)
	2.35	36.3 ± 1.8	M. Blomqvist <i>et al.</i> [38]
	2.36	36.288 ± 1.344	E. Aubourg <i>et al.</i> [37]

FIG. 2: D_M/r_d reconstructed from the data in TABLE IFIG. 3: The inferred value of H_0 from our comoving distance diagnostic in units of km/s/Mpc. Running of H_0 from the D_M/r_d data in TABLE I

B. Comoving Volume Distance Diagnostic

As another example of an observable that can be translated into an H_0 -diagnostic, we consider another BAO angle,

$$1/d_z \equiv D_V/r_d. \quad (27)$$

The quantity D_V is called volume comoving distance, and it is defined as

$$D_V(z) = \left[c z \frac{D^2(z)}{H(z)} \right]^{1/3}, \quad (28)$$

where

$$D(z) \equiv \frac{c}{H_0} \int \frac{dz'}{E(z')}. \quad (29)$$

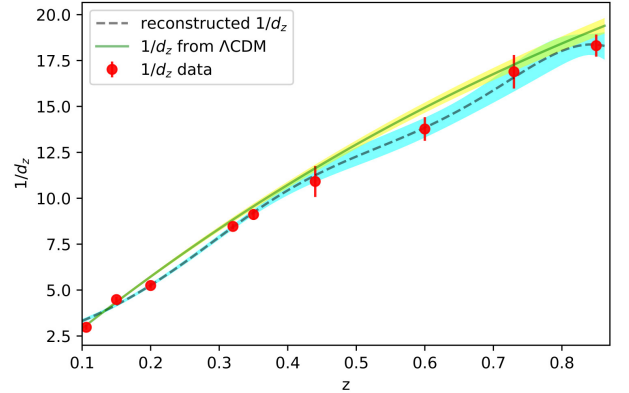
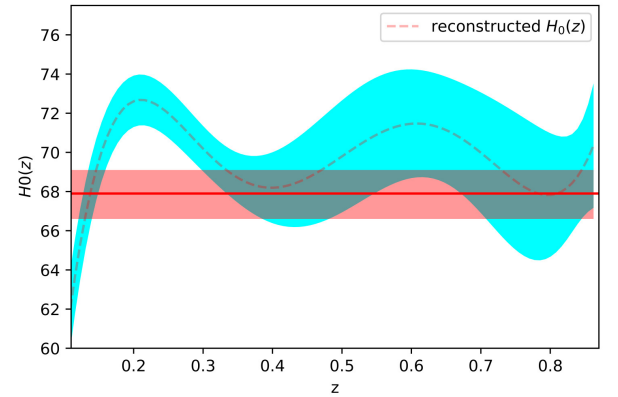
FIG. 4: Reconstructed d_z from the data in Table IIFIG. 5: The inferred value of H_0 from our comoving volume distance diagnostic in units of km/s/Mpc. Running of H_0 from the d_z data in Table II

TABLE II: The d_z data that we use for the plots in Figures 4 and 5. (In some papers $1/d_z$ is quoted.)

Name	z	d_z	References
6DFGS	0.106	0.336 ± 0.015	C. Blake <i>et al.</i> [39]
SDSS DR7	0.20	0.1905 ± 0.0061	C. Blake <i>et al.</i> [39]
	0.35	0.1097 ± 0.0036	C. Blake <i>et al.</i> [39]
WiggleZ	0.44	0.0916 ± 0.0071	C. Blake <i>et al.</i> [39]
	0.60	0.0726 ± 0.0034	C. Blake <i>et al.</i> [39]
	0.73	0.0592 ± 0.0032	C. Blake <i>et al.</i> [39]
MGS	0.15	0.223 ± 0.008	E. Aubourg <i>et al.</i> [37]
BOSS	0.32	0.1181 ± 0.0023	E. Aubourg <i>et al.</i> [37]
eBOSS	0.85	0.0546 ± 0.0018	S. Alam <i>et al.</i> [36]

As we discussed in the previous subsection, the expansion history $H(z) = H_0 E(z)$ captures the model information via $E(z)$. Hence, H_0 from the Eq. (28) leads us to a diagnostic

$$H_0(z) := \frac{c}{D_V(z)} \left[\frac{z}{E(z)} \left(\int \frac{dz'}{E(z')} \right)^2 \right]^{1/3}. \quad (30)$$

Despite the somewhat complicated look, let us emphasize that for a given model (22), the right hand side is an *explicit* function of the model parameters (as well as the volume distance dataset). Check of running H_0 proceeds as before, we do this for Λ CDM at late times using (23).

To make the plots, we use the d_z data presented in Table II. Again we use Gaussian reconstruction to obtain values of d_z in the desired redshift range, see Figure 4. With that and using the fiducial r_d as before, this leads us to a comoving volume distance dataset. For late time Λ CDM (23), we can then plot the diagnostic using (30), this is Figure 5.

It should be clear from these discussions that despite the complexity of the observables, it is straightforward to build simple diagnostics based on H_0 . As mentioned in the introduction, this is a consequence of the fact that H_0 is a universal parameter – an integration constant – in FLRW models. A diagnostic built from model parameters would not be able to retain this simplicity and universality.

V. OUTLOOK

Observations at two different red-shifts, even when the systematics are under control, can lead to conflict between the corresponding inferred values of H_0 . Indeed, this can happen even in a Universe that is exactly FLRW, and need not be a result of local inhomogeneities or anisotropies. This fact can be confusing, because basic cosmology tells us that H_0 is tautologically a constant in an FLRW Universe. In this paper and [15], we systematically explored what it means for Hubble tension to exist in a general FLRW universe. The tension exists only because there is a (sometimes implicit) comparison between observational data and an underlying model, or two different models. In other words, while model-independent

measurements of H_0 at low red-shifts are possible, there is no such thing as a model-independent notion of Hubble tension.

Reversing the logic of this, we argued that H_0 can be used as a litmus test on the observational validity of *any* FLRW model. Given cosmological distance data from different red-shifts, we wrote down null hypothesis diagnostics that indicate whether a given model has Hubble tension according to that data. Implicit in it is the observation that if there is tension, it must be a quasi-continuous function of the data red-shift: H_0 tension *must* run. In simple models, we presented explicit formulas for our diagnostic, eg., for flat Λ CDM when radiation contribution can be neglected, the comoving distance diagnostic reduces to a hypergeometric function. This improves on the related recent proposal in [15] in that it works directly with distance data¹². If we trust the Planck value for the sound horizon at drag epoch r_d , we can write down an explicit expression for Hubble tension in terms of integrals involving the Λ CDM matter content over red-shifts from now to recombination. This measures an integrated error in the Λ CDM effective equation of state since last scattering, from which we can extract the slogan: *Hubble tension implies a softer universe*.

H_0 has historically been a difficult quantity to measure. Despite this, the recent crisis in cosmology can very directly be traced to our increased ability to measure H_0 more reliably¹³. As the quality and quantity of observational data improves over the years, the non-constancy of H_0 could be useful as a broadly applicable test of the correctness of cosmological models, irrespective of whether the presently observed Hubble tension is a real feature or not. In other words, the viability of H_0 as a diagnostic is a direct measure of precision, in “precision cosmology”.

Let us conclude by making one observation: it is noteworthy that the current tensions are all reliant on late

¹² See also [40, 41] for the “Om-diagnostic” that deals with vacuum energy (via the $\Omega_{m,0}$ parameter of Λ CDM), and not H_0 .

¹³ Let us note however that the existence of the tension has been challenged in [42]: the sky variation of H_0 is argued to be already $\sim 10\%$.

time data. Interestingly, so is the evidence for the accelerated expansion of the Universe and the cosmological constant. Realizing cosmic acceleration in UV complete theories has turned out to be a thorny problem: recently this has been emphasized in the dS swampland program – see [43, 44] for the initial proposal, [45, 46] for the potentially viable version, and [47, 48] for further refinements. In light of this, it is conceivable that resolving the tension in late time cosmology may have far-reaching

implications.

VI. ACKNOWLEDGMENTS

We thank Roya Mohayaee, Eoin O’Colgáin, Ruchika, Subir Sarkar, Anjan Sen, Shahin Sheikh-Jabbari and Lu Yin for related discussions.

-
- [1] E. Di Valentino, L. A. Anchordoqui, O. Akarsu, Y. Ali-Haimoud, L. Amendola, N. Arendse, M. Asgari, M. Ballardini, S. Basilakos and E. Battistelli, *et al.* “Cosmology intertwined II: The hubble constant tension,” *Astropart. Phys.* **131**, 102605 (2021) doi:10.1016/j.astropartphys.2021.102605 [[arXiv:2008.11284](#) [astro-ph.CO]].
 - [2] A. G. Riess, S. Casertano, W. Yuan, L. M. Macri and D. Scolnic, “Large Magellanic Cloud Cepheid Standards Provide a 1% Foundation for the Determination of the Hubble Constant and Stronger Evidence for Physics beyond Λ CDM,” *Astrophys. J.* **876**, no. 1, 85 (2019) doi:10.3847/1538-4357/ab1422 [[arXiv:1903.07603](#) [astro-ph.CO]].
 - [3] L. Verde, T. Treu and A. G. Riess, “Tensions between the Early and the Late Universe,” *Nature Astron.* **3**, 891 (2019). doi:10.1038/s41550-019-0902-0 [[arXiv:1907.10625](#) [astro-ph.CO]].
 - [4] C. D. Huang, A. G. Riess, W. Yuan, L. M. Macri, N. L. Zakamska, S. Casertano, P. A. Whitelock, S. L. Hoffmann, A. V. Filippenko and D. Scolnic, “Hubble Space Telescope Observations of Mira Variables in the Type Ia Supernova Host NGC 1559: An Alternative Candle to Measure the Hubble Constant,” *Astrophys. J.* **889**, 5 (2020). doi:10.3847/1538-4357/ab5dbd [[arXiv:1908.10883](#) [astro-ph.CO]].
 - [5] W. L. Freedman, B. F. Madore, D. Hatt, T. J. Hoyt, I. S. Jang, R. L. Beaton, C. R. Burns, M. G. Lee, A. J. Monson and J. R. Neeley, *et al.* “The Carnegie-Chicago Hubble Program. VIII. An Independent Determination of the Hubble Constant Based on the Tip of the Red Giant Branch,” *Astrophys. J.* **882**, 34 (2019). doi:10.3847/1538-4357/ab2f73 [[arXiv:1907.05922](#) [astro-ph.CO]].
 - [6] D. W. Pesce, J. A. Braatz, M. J. Reid, A. G. Riess, D. Scolnic, J. J. Condon, F. Gao, C. Henkel, C. M. V. Impellizzeri and C. Y. Kuo, *et al.* “The Megamaser Cosmology Project. XIII. Combined Hubble constant constraints,” *Astrophys. J. Lett.* **891**, no.1, L1 (2020) doi:10.3847/2041-8213/ab75f0 [[arXiv:2001.09213](#) [astro-ph.CO]].
 - [7] J. Schombert, S. McGaugh and F. Lelli, “Using the Baryonic Tully–Fisher Relation to Measure H_0 ,” *Astron. J.* **160**, no.2, 71 (2020) doi:10.3847/1538-3881/ab9d88 [[arXiv:2006.08615](#) [astro-ph.CO]].
 - [8] S. Dhawan, D. Brout, D. Scolnic, A. Goobar, A. G. Riess and V. Miranda, “Cosmological Model Insensitivity of Local H_0 from the Cepheid Distance Ladder,” *Astrophys. J.* **894**, no.1, 54 (2020) doi:10.3847/1538-4357/ab7fb0 [[arXiv:2001.09260](#) [astro-ph.CO]].
 - [9] Y. J. Kim, J. Kang, M. G. Lee and I. S. Jang, “Determination of the Local Hubble Constant from Virgo Infall Using TRGB Distances,” *Astrophys. J.* **905**, no.2, 104 (2020) doi:10.3847/1538-4357/abbd97 [[arXiv:2010.01364](#) [astro-ph.CO]].
 - [10] G. Efstathiou, “A Lockdown Perspective on the Hubble Tension (with comments from the SH0ES team),” [[arXiv:2007.10716](#) [astro-ph.CO]].
 - [11] L. Knox and M. Millea, “Hubble constant hunter’s guide,” *Phys. Rev. D* **101**, no.4, 043533 (2020) doi:10.1103/PhysRevD.101.043533 [[arXiv:1908.03663](#) [astro-ph.CO]].
 - [12] S. Vagnozzi, “New physics in light of the H_0 tension: An alternative view,” *Phys. Rev. D* **102**, no.2, 023518 (2020) doi:10.1103/PhysRevD.102.023518 [[arXiv:1907.07569](#) [astro-ph.CO]].
 - [13] K. C. Wong *et al.*, “H0LiCOW XIII. A 2.4% measurement of H_0 from lensed quasars: 5.3 σ tension between early and late-Universe probes,” *Mon.Not.Roy.Astron.Soc.* **498**, 1420 (2020). doi:10.1093/mnras/stz3094. [[arXiv:1907.04869](#) [astro-ph.CO]].
 - [14] C. Krishnan, E. Ó. Colgáin, Ruchika, A. A. Sen, M. M. Sheikh-Jabbari and T. Yang, “Is there an early Universe solution to Hubble tension?,” *Phys. Rev. D* **102**, no.10, 103525 (2020) doi:10.1103/PhysRevD.102.103525 [[arXiv:2002.06044](#) [astro-ph.CO]].
 - [15] C. Krishnan, E. O. Colgáin, M. M. Sheikh-Jabbari and T. Yang, “Running Hubble Tension and a H0 Diagnostic,” *Phys. Rev. D* **103**, 103509 (2021). doi:10.1103/PhysRevD.103.103509. [[arXiv:2011.02858](#) [astro-ph.CO]].
 - [16] C. Krishnan, R. Mohayaee, E. Ó. Colgáin, M. M. Sheikh-Jabbari and L. Yin, “Does Hubble tension signal a breakdown in FLRW cosmology?,” *Class. Quant. Grav.* **38**, no.18, 184001 (2021) doi:10.1088/1361-6382/ac1a81 [[arXiv:2105.09790](#) [astro-ph.CO]].
 - [17] M. G. Dainotti, B. De Simone, T. Schiavone, G. Montani, E. Rinaldi, G. Lambiase, M. Bogdan and S. Ugale, “On the evolution of the Hubble constant with the SNe Ia Pantheon Sample and Baryon Acoustic Oscillations: a feasibility study for GRB-cosmology in 2030,” [[arXiv:2201.09848](#) [astro-ph.CO]].
 - [18] M. G. Dainotti, B. De Simone, T. Schiavone, G. Montani, E. Rinaldi and G. Lambiase, “On the Hubble constant tension in the SNe Ia Pantheon sample,” *Astrophys. J.* **912**, no.2, 150 (2021) doi:10.3847/1538-4357/abeb73 [[arXiv:2103.02117](#) [astro-ph.CO]].

- [19] B. De Simone, V. Nielson, E. Rinaldi and M. G. Dainotti, “A new perspective on cosmology through Supernovae Ia and Gamma Ray Bursts,” [[arXiv:2110.11930](#) [astro-ph.CO]].
- [20] R. Cooke and D. Lynden-Bell, “Does the Universe Accelerate Equally in all Directions?”, *Mon. Not. Roy. Astron. Soc.* **401**, 1409 (2010). doi:10.1111/j.1365-2966.2009.15755.x [[arXiv:0909.3861](#) [astro-ph.CO]]
- [21] J. Colin, R. Mohayaee, S. Sarkar and A. Shafieloo, “Probing the anisotropic local universe and beyond with SNe Ia data”, *Mon. Not. Roy. Astron. Soc.* **414**, 264 (2011). doi:10.1111/j.1365-2966.2011.18402.x [[arXiv:1011.6292](#) [astro-ph.CO]]
- [22] C. Blake and J. Wall, “Detection of the velocity dipole in the radio galaxies of the nrao vla sky survey,” *Nature* **416**, 150-152 (2002) doi:10.1038/416150a [[arXiv:astro-ph/0203385](#) [astro-ph]].
- [23] A. K. Singal, “Peculiar motion of Solar system from the Hubble diagram of supernovae Ia and its implications for cosmology,” [[arXiv:2106.11968](#) [astro-ph.CO]].
- [24] C. Krishnan, R. Mohayaee, E. Ó Colgáin, M. M. Sheikh-Jabbari and L. Yin, “Hints of FLRW Breakdown from Supernovae”, [[arXiv:2106.02532](#) [astro-ph.CO]].
- [25] A. K. Singal, “Solar system peculiar motion from the Hubble diagram of quasars and testing the Cosmological Principle,” [[arXiv:2107.09390](#) [astro-ph.CO]].
- [26] D. Camarena, V. Marra, Z. Sakr and C. Clarkson, “The Copernican principle in light of the latest cosmological data,” *Mon. Not. Roy. Astron. Soc.* **509**, no.1, 1291-1302 (2021) doi:10.1093/mnras/stab3077 [[arXiv:2107.02296](#) [astro-ph.CO]].
- [27] O. Luongo, M. Muccino, E. Ó Colgáin, M. M. Sheikh-Jabbari and L. Yin, “On Larger H_0 Values in the CMB Dipole Direction,” [[arXiv:2108.13228](#) [astro-ph.CO]].
- [28] C. Bengaly, “A null test of the Cosmological Principle with BAO measurements,” [[arXiv:2111.06869](#) [gr-qc]].
- [29] N. J. Secrest, S. von Hausegger, M. Rameez, R. Mohayaee, S. Sarkar and J. Colin, “A Test of the Cosmological Principle with Quasars”, *Astrophys. J. Lett.* **908**, no.2, L51 (2021) doi:10.3847/2041-8213/abdd40 [[arXiv:2009.14826](#) [astro-ph.CO]].
- [30] Et al., “Dipole Cosmology: The Copernican Paradigm Beyond FLRW”, to appear.
- [31] C. B. Chen and J. Soda, “Anisotropic hyperbolic inflation,” *JCAP* **09**, 026 (2021) doi:10.1088/1475-7516/2021/09/026 [[arXiv:2106.04813](#) [hep-th]].
- [32] C. B. Chen and J. Soda, “Geometric Structure of Multi-Form-Field Isotropic Inflation and Primordial Fluctuations,” [[arXiv:2201.03160](#) [hep-th]].
- [33] S. Weinberg, “Cosmology,” Oxford University Press, 2008.
- [34] N. Aghanim *et al.* [Planck], “Planck 2018 results. VI. Cosmological parameters,” *Astron. Astrophys.* **641**, A6 (2020) [erratum: *Astron. Astrophys.* **652**, C4 (2021)] doi:10.1051/0004-6361/201833910 [[arXiv:1807.06209](#) [astro-ph.CO]].
- [35] D. W. Hogg, “Distance measures in cosmology,” [[arXiv:astro-ph/9905116](#) [astro-ph]].
- [36] S. Alam *et al.* [eBOSS], “Completed SDSS-IV extended Baryon Oscillation Spectroscopic Survey: Cosmological implications from two decades of spectroscopic surveys at the Apache Point Observatory,” *Phys. Rev. D* **103**, no.8, 083533 (2021) doi:10.1103/PhysRevD.103.083533 [[arXiv:2007.08991](#) [astro-ph.CO]].
- [37] É. Aubourg, S. Bailey, J. E. Bautista, F. Beutler, V. Bhardwaj, D. Bizyaev, M. Blanton, M. Blomqvist, A. S. Bolton and J. Bovy, *et al.* “Cosmological implications of baryon acoustic oscillation measurements,” *Phys. Rev. D* **92**, no.12, 123516 (2015) doi:10.1103/PhysRevD.92.123516 [[arXiv:1411.1074](#) [astro-ph.CO]].
- [38] M. Blomqvist, H. du Mas des Bourboux, N. G. Busca, V. de Sainte Agathe, J. Rich, C. Balland, J. E. Bautista, K. Dawson, A. Font-Ribera and J. Guy, *et al.* “Baryon acoustic oscillations from the cross-correlation of Ly α absorption and quasars in eBOSS DR14,” *Astron. Astrophys.* **629**, A86 (2019) doi:10.1051/0004-6361/201935641 [[arXiv:1904.03430](#) [astro-ph.CO]].
- [39] C. Blake *et al.*, “The WiggleZ Dark Energy Survey: mapping the distance-redshift relation with baryon acoustic oscillations”. *Mon. Not. Roy. Astron. Soc.* **418**, 1707 (2011). doi:10.1111/j.1365-2966.2011.19592.x [[arXiv:1108.2635](#) [astro-ph.CO]].
- [40] V. Sahni, A. Shafieloo and A. A. Starobinsky, “Two new diagnostics of dark energy,” *Phys. Rev. D* **78**, 103502 (2008) doi:10.1103/PhysRevD.78.103502 [[arXiv:0807.3548](#) [astro-ph]].
- [41] A. Shafieloo, V. Sahni and A. A. Starobinsky, “New null diagnostic customized for reconstructing the properties of dark energy from baryon acoustic oscillations data”, *Phys. Rev. D* **86**, 103527 (2012) doi:10.1103/PhysRevD.86.103527 [[arXiv:1205.2870](#) [astro-ph]].
- [42] M. Rameez and S. Sarkar, “Is there really a Hubble tension?”, *Class. Quant. Grav.* **38**, no.15, 154005 (2021) doi:10.1088/1361-6382/ac0f39 [[arXiv:1911.06456](#) [astro-ph.CO]].
- [43] M. P. Hertzberg, S. Kachru, W. Taylor and M. Tegmark, “Inflationary Constraints on Type IIA String Theory,” *JHEP* **12**, 095 (2007) doi:10.1088/1126-6708/2007/12/095 [[arXiv:0711.2512](#) [hep-th]].
- [44] G. Obied, H. Ooguri, L. Spodyneiko and C. Vafa, “De Sitter Space and the Swampland,” [[arXiv:1806.08362](#) [hep-th]].
- [45] S. K. Garg and C. Krishnan, “Bounds on Slow Roll and the de Sitter Swampland,” *JHEP* **11**, 075 (2019) doi:10.1007/JHEP11(2019)075 [[arXiv:1807.05193](#) [hep-th]].
- [46] H. Ooguri, E. Palti, G. Shiu and C. Vafa, “Distance and de Sitter Conjectures on the Swampland,” *Phys. Lett. B* **788**, 180-184 (2019) doi:10.1016/j.physletb.2018.11.018 [[arXiv:1810.05506](#) [hep-th]].
- [47] D. Andriot and C. Roupec, “Further refining the de Sitter swampland conjecture,” *Fortsch. Phys.* **67**, no.1-2, 1800105 (2019) doi:10.1002/prop.201800105 [[arXiv:1811.08889](#) [hep-th]].
- [48] S. K. Garg, C. Krishnan and M. Zaid Zaz, “Bounds on Slow Roll at the Boundary of the Landscape,” *JHEP* **03**, 029 (2019) doi:10.1007/JHEP03(2019)029 [[arXiv:1810.09406](#) [hep-th]].