

Enhancing dissipative cat-state generation via nonequilibrium pump fields

Zheng-Yang Zhou,^{1,2} Clemens Gneiting,^{2,3} Wei Qin,² J. Q. You,^{4,1,*} and Franco Nori^{2,3,5,†}

¹Beijing Computational Science Research Center, Beijing 100094, China

²Theoretical Quantum Physics Laboratory, Cluster for Pioneering Research, Riken, Saitama 351-0198, Japan

³Center for Quantum Computing, Riken, Saitama 351-0198, Japan

⁴Interdisciplinary Center of Quantum Information, State Key Laboratory of Modern Optical Instrumentation, and Zhejiang Province Key Laboratory of Quantum Technology and Device, School of Physics, Zhejiang University, Hangzhou 310027, China

⁵Physics Department, The University of Michigan, Ann Arbor, Michigan 48109-1040, USA

(Dated: August 30, 2022)

Cat states, which were initially proposed to manifest macroscopic superpositions, play an outstanding role in fundamental aspects of quantum dynamics. In addition, they have potential applications in quantum computation and quantum sensing. However, cat states are vulnerable to dissipation, which puts the focus of cat-state generation on higher speed and increased robustness. Dissipative cat-state generation is a common approach based on the nonlinear coupling between a lossy pump field and a half-frequency signal field. In such an approach, the pump field is usually kept in equilibrium, which limits the cat-state generation. We show that the equilibrium requirement can be removed by leveraging a synchronous pump method. In this nonequilibrium regime, the speed of the cat-state generation can be increased by one order of magnitude, and the robustness to single-photon loss can be enhanced. The realization of synchronous pumps is discussed for both time-multiplexed systems and standing modes.

I. INTRODUCTION

Cat states emulate Schrödinger's famous thought experiment with superpositions of macroscopically distinguishable quantum states, which here take the role of the simultaneously 'dead' or 'alive' cat. As such, they continue to challenge attempts to settle the quantum-classical boundary. Therefore, realizing cat states on different experimental platforms is of fundamental relevance [1–7]. In addition, cat states have practical applications in fields of quantum metrology [8–12] and quantum computation [13–19].

A common method to generate optical cat states relies on dissipation, where cat states emerge as a result of the competition between the two-photon pumping and the two-photon loss [5, 20–24]. The main detrimental influence on cat-state generation is the single-photon loss, which can destroy the coherence of the cat states. Therefore, both the two-photon pumping rate and the two-photon loss rate are desired to be high, so that the influence of the single-photon loss is insignificant.

Typically, the two-photon pumping and the two-photon loss are induced by a nonlinear coupling to an equilibrium pump field, which undergoes approximately adiabatic evolution. Such an adiabatic condition limits the achievable two-photon pumping rates and two-photon loss rates. While the two-photon pumping can be enhanced by the average photon number in the pump field, the generation and storage of cat states are still challenging due to weak two-photon losses [25–29]. Larger nonlinearities are most obvious solutions but

require significant improvements in experimental technologies. An alternative way is to achieve stronger two-photon processes with currently accessible nonlinearities.

The pump fields and the signal fields can be conceived as either standing electromagnetic modes (zero group velocity) [30, 31] or traveling electromagnetic modes (nonzero group velocity) [32–38] of optical or microwave cavities, as illustrated in Fig. 1. Standing modes are usually eigenmodes of the systems, while traveling modes correspond to pulses which are typically superpositions of different eigenmodes in a cyclic arrangement. As different traveling modes pass the pump devices periodically at different times, synchronous pumping is used to control the pumping intensities on these modes. Although both standing modes and traveling modes can be described using the same theory in most cases [39, 40], a signal mode in the synchronous pumping method couples with different initialized pump modes (pulses) in each

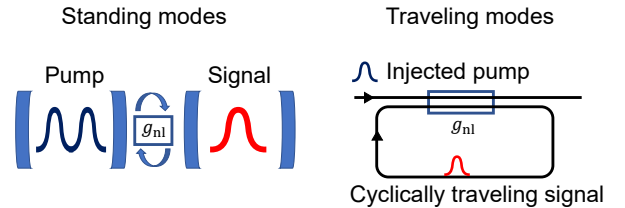


FIG. 1. Illustrations of standing-mode and traveling-mode configurations. Using standing modes (left), the signal fields and the pump fields are continuously coupled. In systems based on traveling modes (right), the signal fields and the pump fields are periodically coupled in the nonlinear coupling devices, and the coupling time can be controlled, e.g., by the length of the device.

* jqyou@zju.edu.cn

† fnori@riken.jp

cycle. This pump-mode sequence can be similar to an equilibrium pump field due to the initializing of pump modes in each cycle, even if a single pump mode diverges from equilibrium during the coupling. As keeping the pump field in equilibrium significantly limits two-photon processes, synchronous pumping may therefore have advantages in cat-state generation.

An important application of traveling modes and synchronous pumping is the coherent Ising machine [6, 41–48], which is a kind of time-multiplexed optical network. These machines can simulate large spin systems with their inherent bistable optical modes. Each of these optical modes exhibits two coherent states with different phases as steady states. As cat states are among the potential steady states in these machines, traveling cat states could be conveniently stored and handled in coherent Ising machines, potentially enhancing their computational power by exploiting quantum effects. Therefore, it is natural to ask whether cat-state generation can benefit from the special properties of synchronous pumping.

To answer these questions, we analyze cat-state generation based on the synchronous pumping. In our approach, we do not require the pump field to be in equilibrium, so the process can potentially be faster. To confirm this, we compare the synchronous pump model with the adiabatic pump model. When the evolution of the pump field is adiabatic, we find that the dynamics is equivalent to the one described by the effective two-photon loss and the two-photon pump. However, when entering the nonequilibrium regime of the pump field, the cat-state generation can acquire higher speed (one order of magnitude larger) and robustness. We also discuss potential implementations of effective synchronous pumps in systems without traveling modes. We show that, by introducing a tunable dissipation to the pump field, an effective synchronous pump can also be realized in standing modes.

II. THEORETICAL MODEL

A. Cat-state generation based on the adiabatic pump fields

The dissipative generation of cat states is based on the nonlinear coupling Hamiltonian (setting $\hbar = 1$).

$$H_{\text{nl}} = \omega_{\text{pump}} b^\dagger b + \omega_{\text{signal}} a^\dagger a + g_{\text{nl}} [b^\dagger a^2 + b(a^\dagger)^2] \quad (1)$$

The annihilation operators a and b correspond to a signal mode in the signal field and a pump mode in the pump field, respectively; the frequencies satisfy $\omega_{\text{pump}} = 2\omega_{\text{signal}}$. In the interaction picture, the Hamiltonian becomes

$$H_{\text{nl}}^{\text{I}} = g_{\text{nl}} [b^\dagger a^2 + b(a^\dagger)^2]. \quad (2)$$

By introducing a strong loss γ_{p} and pump terms $[\Omega_{\text{p}}(b + b^\dagger)]$ to the pump field, a master equation for cat-state

generation can be obtained [5, 20–24],

$$\frac{\partial \rho}{\partial t} = -S[(a^\dagger)^2 - a^2, \rho] + \frac{\Gamma_{\text{d}}}{2} \mathcal{L}(a^2, \rho), \quad (3)$$

with the effective two-photon pump intensity

$$S = 2\Omega_{\text{p}} g_{\text{nl}} / \gamma_{\text{p}},$$

the effective two-photon loss rate

$$\Gamma_{\text{d}} = 4g_{\text{nl}}^2 / \gamma_{\text{p}},$$

and the Lindblad superoperator

$$\mathcal{L}(A, \rho) \equiv (2A\rho A^\dagger - A^\dagger A\rho - \rho A^\dagger A).$$

This method has successfully been applied to the experimental generation of cat states [30, 31]. The speed of cat-state generation is approximately proportional to Γ_{d} [29], which can be estimated by the mean-field equation of the signal operator a . The Heisenberg equations of motion for the pump field and the signal field in the rotating frame are

$$\begin{aligned} \dot{b} &= -ig_{\text{nl}} a^2, \\ \dot{a} &= -i2g_{\text{nl}} a^\dagger b. \end{aligned} \quad (4)$$

By coupling the pump field to a Markovian bath and introducing a pumping, the following Langevin equation can be obtained,

$$\dot{b} = -ig_{\text{nl}} a^2 - \gamma_{\text{p}} b + \xi_{\text{p}} - i\Omega_{\text{p}}, \quad (5)$$

with quantum noise ξ_{p} . If the loss rate of the pump field γ_{p} is much larger than the nonlinear coupling strength g_{nl} , the pump field can be assumed to be in the equilibrium state:

$$b \approx \frac{-ig_{\text{nl}} a^2 + \xi_{\text{p}} - i\Omega_{\text{p}}}{\gamma_{\text{p}}}. \quad (6)$$

Note that the pump field b in Eq. (6) is not time-independent but contains a higher-order time-dependent term a^2 . This equilibrium pump field can adiabatically follow the signal field and be described by two parameters, S and Γ_{d} . The effective equation of the signal field then becomes

$$\dot{a} = \frac{-2g_{\text{nl}}^2 a^2 a^\dagger - i2g_{\text{nl}} a^\dagger \xi_{\text{p}} - 2g_{\text{nl}} a^\dagger \Omega_{\text{p}}}{\gamma_{\text{p}}}. \quad (7)$$

Note that Eq. (7) is a Langevin equation equivalent to the master equation (3). By taking the average of the operator equation (7), the following amplitude equation can be derived:

$$\dot{A} = \frac{-2g_{\text{nl}}^2 |A|^2 A - 2g_{\text{nl}} \Omega_{\text{p}} A^*}{\gamma_{\text{p}}}. \quad (8)$$

Note that the average of the bath noise ξ_{p} is zero. This equation has three static solutions,

$$\begin{aligned} A_0 &= 0, \\ A_+ &= i\sqrt{\Omega_{\text{p}}/g_{\text{nl}}}, \\ A_- &= -i\sqrt{\Omega_{\text{p}}/g_{\text{nl}}}. \end{aligned}$$

The solutions A_+ and A_- correspond to a cat state in the quantum regime. Therefore, we expand the amplitude around the solution $A_+ = i\sqrt{\Omega_p/g_{nl}}$,

$$A = i\sqrt{\Omega_p/g_{nl}} + \delta A. \quad (9)$$

The equation for δA is

$$\frac{d(\delta A)}{dt} = -\frac{4g_{nl}\Omega_p}{\gamma_p}\delta A. \quad (10)$$

Here we have $\alpha = i\sqrt{2S/\Gamma_d}$, $S = 2\Omega_p g_{nl}/\gamma_p$, and $\Gamma_d = 4g_{nl}^2/\gamma_p$. The solution of Eq. (10) is

$$\delta A = \delta_0 \exp(-|\alpha|^2 \Gamma_d t), \quad (11)$$

i.e., the time for the system to achieve a targeted δA is proportional to $1/(|\alpha|^2 \Gamma_d)$.

Therefore, a larger Γ_d provides faster cat-state generation, which can increase both the robustness against signal-field single-photon loss and the manipulation times. However, a condition for Eq. (3) to be valid is $\gamma_p \gg g_{nl}$, which limits the achievable values of Γ_d . A larger g_{nl} can increase Γ_d , but g_{nl} is usually an intrinsic parameter of the experimental setup used.

B. Synchronous-pump-based dynamics

While synchronous pumping [32–38] too is based on the nonlinear coupling in Eq. (2), the total system undergoes periodic dynamics with period T_{cycle} , as illustrated in Fig. 1. Unlike continuous pumps in cavities, synchronous pumps are usually applied to traveling modes. A one-dimensional (1-D) vector potential $A(r, t)$ can be quantized as

$$A(r, t) = \sum_m \sqrt{\frac{\hbar}{2\omega_m \varepsilon_0 L}} (e^{ik_m r - i\omega_m t} a_m + \text{H.c.}), \quad (12)$$

with $[a_m, a_n^\dagger] = \delta_{m,n}$. In free space, $\omega_m = |k_m|c$, where c is the speed of light. In the presence of nonlinear media, the dispersion relation becomes complicated [36]. For simplicity, we assume that the speed of light is unchanged. In a cavity, quantum modes are usually formed by pairs of modes with opposite momenta k and $-k$:

$$A(r, t) = \sum_n \sqrt{\frac{\hbar}{\omega_n \varepsilon_0 L}} \sin(k_n r) (e^{-i\omega_n t} b_n + e^{i\omega_n t} b_n^\dagger). \quad (13)$$

Each single mode a_n has zero group velocity according to $d\omega/dk$, as the frequencies corresponding to both k_n and $-k_n$ are the same. Therefore, one single mode in Eq. (13) exhibits no propagating properties.

However, there is another way to construct quantum modes:

$$d_n = \sum_m C_m e^{ik_m X_n} a_m, \quad (14)$$

with $\sum_m |C_m|^2 = 1$ and $k_m > 0$. In this case the vector potential corresponding to each d_n can be localized near $(X_n - ct)$,

$$\begin{aligned} A(r, t) &= \sum_{m,n} \frac{1}{N_m C_m} \left(e^{ik_m(r-X_n)-i\omega_m t} d_n + \text{H.c.} \right) \\ &\equiv \sum_n [f(X_n - r + ct) d_n + \text{H.c.}], \end{aligned} \quad (15)$$

with $N_m \equiv \sqrt{(2\omega_m \varepsilon_0 L)/\hbar}$, if we choose a set of proper C_m to make $f(x)$ decay with $|x|$. With a large X_n , the operator d_n can be approximately used as the annihilation operator of an eigenmode as

$$[d_n, d_m^\dagger] \approx \delta_{n,m}. \quad (16)$$

Therefore, we obtain many quantum modes which “travel” at the speed of light. In nonlinear systems, the speed of different modes can be different [36], which is called the walk-off effect. Note that the interaction coefficients in this case can change with time. For example, we consider an atom at position r_0 with the dipole moment $d(t)$:

$$\begin{aligned} H_{\text{int}}(t) &= \int dr \delta(r - r_0) d(t) A(r, t) \\ &= \sum_n [d(t) f(X_n - r_0 + ct) d_n + \text{H.c.}]. \end{aligned} \quad (17)$$

The mode d_n only interacts with the atom when $(X_n - r_0 + ct \approx 0)$.

As different modes d_n pass a certain device at different times t_n , it is convenient to label these modes with the corresponding passing times t_n . Systems with these quantum modes in the time domain are usually called time-multiplexed systems [6, 41–48].

In each cycle, every time-multiplexed pump mode in the pump field is prepared in a coherent state $|\alpha_p\rangle$ and nonlinearly coupled to the corresponding time-multiplexed signal mode in the signal field. After a period of time t_{n1} , the pump modes are decoupled from the signal modes and reset to vacuum. If there are no additional operations on the signal field, the total system enters a new cycle after some free evolution. The discrete dynamics of a single signal mode can then be modeled as:

$$\rho_{n+1} = \text{Tr}_b \left\{ e^{-iH_{n1}^1 t_{n1}} \rho_n \otimes |\alpha_p\rangle\langle\alpha_p| e^{iH_{n1}^1 t_{n1}} \right\}. \quad (18)$$

Here, ρ_n describes the reduced density matrix of the signal mode after n cycles of evolution. The effective pumping intensity per cycle can be controlled by the amplitude of the pump mode α_p and the coupling time t_{n1} . In general, oscillations can occur within each cycle of the coupling (18) due to the coherence between the pump modes and the signal modes, as illustrated in Fig. 2. These oscillations can be traced back to Rabi oscillations in different subsystems corresponding to different eigenvalues of $(a^\dagger a + 2b^\dagger b)$ and can exhibit complex properties. Such oscillations can prevent the generation

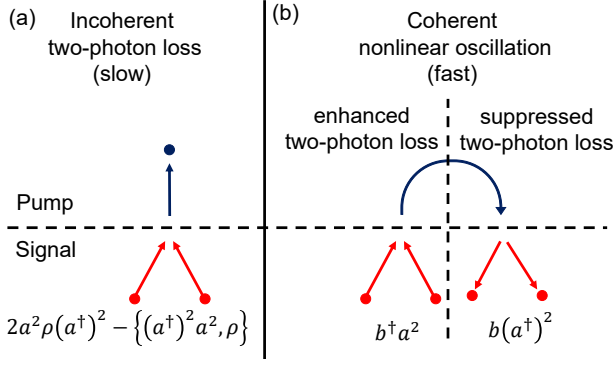


FIG. 2. Illustration of the two-photon process in an adiabatic pump field and the two-photon process in a nonequilibrium pump field, respectively. (a) The two-photon loss induced by an adiabatic pump field. Photon pairs keep leaving the signal mode. (b) The photon conversion between a signal mode and a nonequilibrium pump field. Photons can either leave signal mode or come back, which is decided by coupling time.

of cat states in continuously coupled standing modes, so that strong losses in the pump fields are necessary to suppress these oscillations. However, the coupling time t_{nl} between traveling modes can be controlled to obtain a maximum flow from the signal field to the pump field, so as to turn an oscillation into a strong two-photon loss.

We can expand Eq. (18) up to second order in $g_{\text{nl}}t$ and take the average over one cycle,

$$\begin{aligned} \dot{\rho} &\approx \frac{\rho_{n+1} - \rho_n}{T_{\text{cycle}}} \\ &\approx \frac{-ig_{\text{nl}}t_{\text{nl}}}{T_{\text{cycle}}} [\alpha_p^* a^2 + \alpha_p (a^\dagger)^2, \rho_n] + \frac{(g_{\text{nl}}t_{\text{nl}})^2}{2T_{\text{cycle}}} \mathcal{L}(a^2, \rho_n) \\ &\quad + \frac{(g_{\text{nl}}t_{\text{nl}})^2}{2T_{\text{cycle}}} \mathcal{L}(\alpha_p^* a^2 + \alpha_p (a^\dagger)^2, \rho_n). \end{aligned} \quad (19)$$

If the pumping intensity is weak, i.e., $|\alpha_p| \ll 1$, the last term $\mathcal{L}(\alpha_p^* a^2 + \alpha_p (a^\dagger)^2, \rho_n)$ can be neglected. Equation (19) is then equivalent to the master equation for cat-state generation:

$$\frac{\partial \rho}{\partial t} = -S [(a^\dagger)^2 - a^2, \rho] + \frac{\Gamma_d}{2} \mathcal{L}(a^2, \rho),$$

with,

$$\begin{aligned} S &= \frac{ig_{\text{nl}}t_{\text{nl}}\alpha_p}{T_{\text{cycle}}}, \\ \Gamma_d &= \frac{(g_{\text{nl}}t_{\text{nl}})^2}{T_{\text{cycle}}}. \end{aligned} \quad (20)$$

Since the cycle period is always larger than the nonlinear coupling time, $T_{\text{cycle}} \geq t_{\text{nl}}$, a small $T_{\text{cycle}} \approx t_{\text{nl}}$ and a large t_{nl} are favored to obtain a large Γ_d . However, when $g_{\text{nl}}t_{\text{nl}} \sim 1$, the discrete evolution (18) can no longer be matched with the perturbative model (3) and (20).

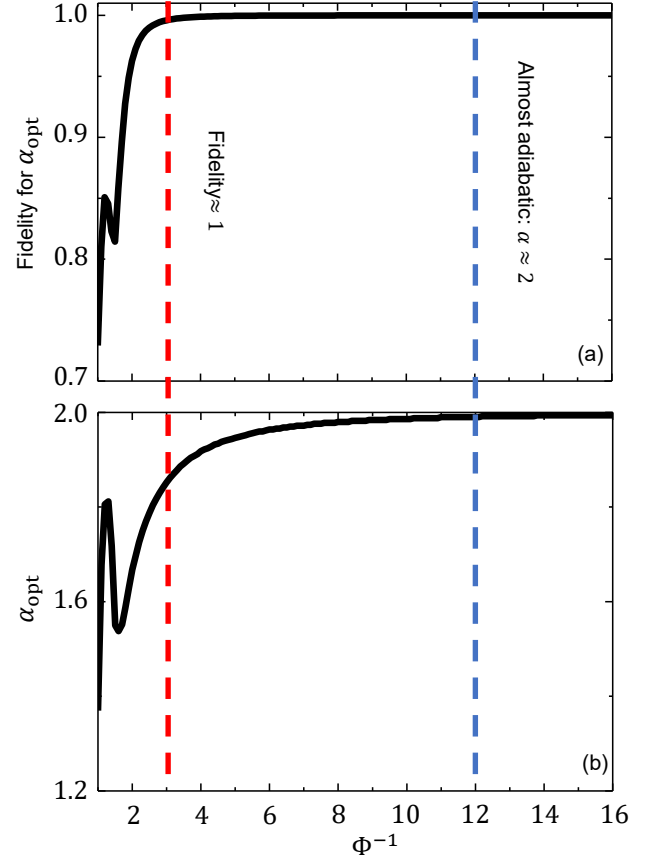


FIG. 3. Cat-state generation based on synchronous pumping (18). (a) The highest fidelity with cat states achieved during the discrete evolution with $[\alpha_p \Phi^{-1} = -2i]$. (b) The optimal cat-state size α_{opt} corresponding to the highest fidelity with $[\alpha_p \Phi^{-1} = -2i]$. We find that synchronous pumping (18) can generate nearly perfect cat states for $\Phi^{-1} \gtrsim 3$, while it approaches the adiabatic model (3) and (20) for $\Phi^{-1} \gtrsim 12$.

III. NUMERICAL RESULTS

A. Cat-state generation beyond the adiabatic-pump-field limit

To better understand a pump field out of equilibrium, we consider the condition for cat-state generation based on the discrete model (18). The steady state of the adiabatic model [Eq. (3)] is a cat state

$$|\text{cat}(\alpha)\rangle \equiv \frac{1}{\sqrt{2+\varepsilon}}(|\alpha\rangle + |-\alpha\rangle), \quad (21)$$

with the complex amplitude $\alpha = i\sqrt{2S/\Gamma_d}$ and a normalization-factor correction $\varepsilon \ll 1$. We now show that the model described by Eq. (18) can generate cat states without resorting to the adiabatic condition, i.e., with a pump field out of equilibrium. The nonlinear evolution time is expressed by the phase term $\Phi = t_{\text{nl}}g_{\text{nl}}$. We keep $[\alpha_p \Phi^{-1} = -2i]$ constant, so that the steady state

in the adiabatic limit is a cat state [Eq. (21)] with the size $\alpha = 2 \equiv \alpha_{\text{adiab}}$ according to Eqs. (3) and (20). The initial state is assumed to be the vacuum state, and the pumping process is repeated for ($N \approx 30|\Phi^{-1}|$) cycles. After each cycle, we calculate the system fidelity with different cat states

$$F_{n,\alpha} = \langle \text{cat}(\alpha) | \rho_n | \text{cat}(\alpha) \rangle.$$

The maximum value of $F_{n,\alpha}$ and the corresponding size α_{opt} are used to characterize the cat-state-generation capacity of the system. We show the relation between Φ^{-1} and the cat-state-generation capacity in Fig. 3. As cat states with vanishing size exhibit few quantum properties, we set the minimum size to be $\alpha = 1.2$.

Figure 3(a) shows that high-fidelity (> 0.9) cat states can be generated for $\Phi^{-1} > 2$. Note that this fidelity value (0.9) is relevant to generating detectable entanglement [49]. When Φ^{-1} is larger than 12, the generated cat states are close to the prediction of the adiabatic model. For small Φ^{-1} , the pump field is no longer in equilibrium, as indicated by the optimal size α_{opt} increasingly deviating from the adiabatic value α_{adiab} . However, the highest fidelity achieved does not decrease significantly in this nonequilibrium regime if Φ^{-1} is larger than 3. There are oscillations for small Φ^{-1} in Fig. 3, which corresponds to the oscillation illustrated in Fig. 2. Therefore, we conclude that cat states can be generated in synchronously pumped systems for $\Phi^{-1} \sim 1$, a regime which cannot be treated adiabatically or perturbatively.

B. Speed of cat-state generation

As the cat-state generation based on synchronous pumping does not require an adiabatic pump field, one can expect a speed gain. For example, the pump-field loss in experiments is about $\gamma_p \approx 60g_{\text{nl}}$ [30]. If the synchronous pump with $\Phi^{-1} = 2$ is applied to a system with the same g_{nl} , the effective Γ_d can be about seven times larger according to Eqs. (3) and (20). However, note that the adiabatic description is not valid in this regime. To make the speedup effects clear, we calculate the evolution of the optimal fidelity and the optimal size using different pumping schemes, shown in Fig. 4. Without loss of generality, we assume that the discrete evolution (18) contains only the nonlinear coupling part, i.e., $T_{\text{cycle}} = t_{\text{nl}}$.

In Fig. 4(a), the cat-state fidelity of the discrete dynamics (18) with $\Phi^{-1} = 2$ (black hollow squares) can reach 0.9 after one cycle or at $g_{\text{nl}}t = 0.5$, while the adiabatic method Eq. (3) (light green squares) reaches the same fidelity at $g_{\text{nl}}t = 4$. For a typical nonlinear coupling strength $g_{\text{nl}} = 700$ kHz [30], these two times correspond to about 0.7 and 6 μs , respectively. However, neither method generates a steady cat state at these times according to α_{opt} in Fig. 4(b). At $g_{\text{nl}}t = 3$, the synchronous pumping method obtains the steady fidelity,

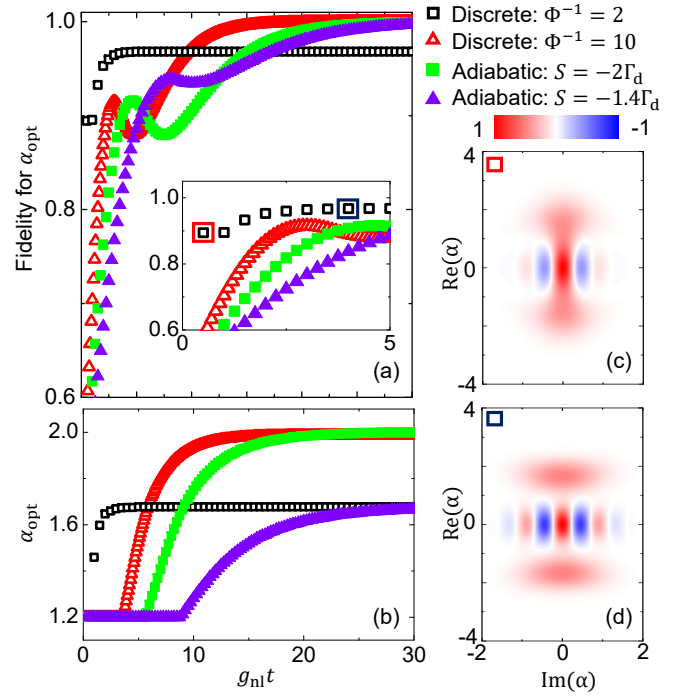


FIG. 4. (a)-(d) Comparison between the discrete evolution (18) and the adiabatic model (3). The effective two-photon loss rate for the adiabatic model is $\Gamma_d = 0.064g_{\text{nl}}$; the parameter for the synchronous pumping is $\alpha_p \Phi^{-1} = -2i$. (a) The highest fidelity with optimized cat states at different times. Results for $g_{\text{nl}}t < 5$ are shown in the inset. (b) The optimal cat-state size corresponding to the highest fidelity in (a). (c,d) Wigner functions of the discrete evolution with $\Phi^{-1} = 2$ at $t = 0.5/g_{\text{nl}}$ and $t = 4/g_{\text{nl}}$, respectively. The synchronous pumping in the nonequilibrium regime is found to be one order of magnitude faster compared to the adiabatic method used in experiments [30].

while the same fidelity appears at $g_{\text{nl}}t = 15$ in the adiabatic method.

The cost of this speedup is a slight reduction of the steady-state fidelity and cat-state size. To avoid such reduction, a larger Φ^{-1} (red hollow triangles) can be applied, with which a moderate speedup can still be obtained almost without any cost. As the generation of large cat states is faster [29], we consider an adiabatic model with a weak pump $S = -1.4\Gamma_d$ (violet triangles), which results in the cat-state size of the discrete dynamics with $\Phi^{-1} = 2$ according to Eq. (21). Indeed, in Fig. 4(b), the asymptotic optimal size α_{opt} of the weakly pumped adiabatic model (violet triangles) nearly coincides with the one of the discrete dynamics with $\Phi^{-1} = 2$ (black hollow squares). The fidelity of the weakly pumped adiabatic model (violet triangles) first reaches 0.9 at $g_{\text{nl}}t = 5$, which is one order of magnitude larger than the time for the discrete dynamics with $\Phi^{-1} = 2$ (black hollow squares) to reach the same fidelity. In addition to the transient states, the time for the adiabatic model with $S = -1.4\Gamma_d$ (violet triangles) to

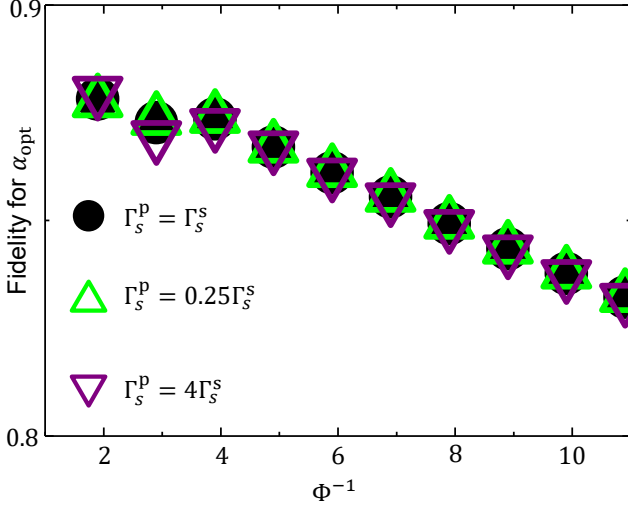


FIG. 5. Highest accessible cat-state fidelities as a functions of Φ^{-1} for different choices of the single-photon loss of the pump field. The pump intensity is set to be $\alpha_p \Phi^{-1} = -2i$, and the single-photon loss in the signal field is set to be $\Gamma_s^s = 0.1g_{nl}$. We find that the influence of the single-photon loss rate in the pump field Γ_s^p on the maximum fidelity is insignificant.

approach the steady state is also one order of magnitude larger compared to the discrete dynamics with $\Phi^{-1} = 2$ (black hollow squares).

The oscillations in the curves in Fig. 4(a) may be due to the truncation of α_{opt} , as these oscillations happen at times with α_{opt} exceeding the minimum value. Another concern may be whether these transient states with minimum size $\alpha_{opt} = 1.2$ in Figs. 4(a) and (b) are cat states or not. Therefore, we check this with the Wigner function. While the Wigner function in Fig. 4(c) indicates a reduced quality compared to the steady one in Fig. 4(d), this transient state exhibits a typical Wigner function for a cat state. Therefore, we can identify these transient states with truncation scales as cat states.

C. Influence of single-photon loss in the signal mode

In optical systems [32–38], the main challenge for cat-state generation is the strong detrimental single-photon loss [49]. Although synchronous pumping is commonly used in nonlinear optics, the adiabatic model remains valid in many cases due to the strong single-photon loss. However, operating nonlinear optical systems in the quantum regime is necessary for applications in quantum information [6]. Therefore, we now analyze the performance of the nonequilibrium pump field in the presence of single-photon loss. To describe the latter, we

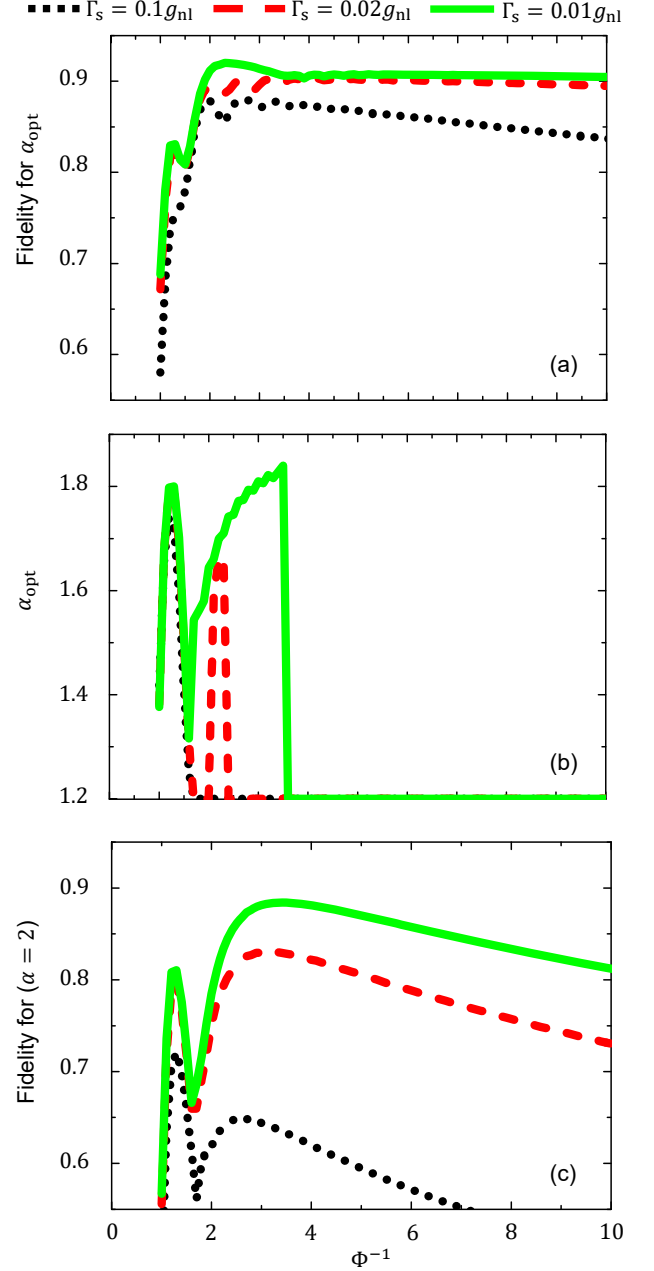


FIG. 6. Synchronous pumping in the presence of single-photon loss. The pump field is set to be $\alpha_p \Phi^{-1} = -2i$. (a) Relation between the highest achievable fidelity and the nonlinear evolution time Φ . (b) The relation between the optimal size α_{opt} corresponding to highest fidelity and the nonlinear evolution time Φ . (c) The highest fidelity according to the cat state with $\alpha = 2$. Optimal values of Φ^{-1} are always far away from the adiabatic limit ($\Phi^{-1} \gtrsim 12$).

can introduce loss terms in Eq. (18) as follows:

$$\frac{\partial \rho_n(t)}{\partial t} = -i[H_{nl}^I, \rho_n(t)] + \frac{\Gamma_s}{2} \mathcal{L}(a, \rho_n(t)) + \frac{\Gamma_s}{2} \mathcal{L}(b, \rho_n(t)), \quad (22)$$

with $\rho_n(0) = \rho_n \otimes |\alpha_p\rangle\langle\alpha_p|$ and $\rho_{n+1} = \text{Tr}_b \{\rho_n(t_{\text{nl}})\}$. To simplify the problem, we assume here the same single-photon loss rate Γ_s for the signal mode a and the pump mode b . As the loss in the signal mode and the loss in the pump mode are usually different [50–52], we briefly verify the validity of this assumption. To this end, we determine the highest accessible cat-state fidelities for different parameters and compare the influence of the single-photon loss in the pump field, see Fig. 5. Our numerical results demonstrate that the ratio between Γ_s^s and Γ_s^p does not have a significant influence on the problem studied here. Therefore, we are free to characterize the losses in the signal mode and the pump mode by the same rate Γ_s .

In Figs. 6(a) and (b), we show the fidelity with optimized cat states and the corresponding optimal sizes α_{opt} , which are calculated in the same way as in Fig. 3. When Φ^{-1} is larger than 5, the accessible fidelity decreases with increasing Φ^{-1} . In this regime, the optimal size α_{opt} always drops below the minimum value, indicating a transient cat state [Fig. 4(c)]. The optimal value of Φ^{-1} in Fig. 6(a) ranges from 3 to 2, which is far below the adiabatic regime, $\Phi^{-1} \gtrsim 12$, indicated in Fig. 3. The sudden drops in Fig. 6(b) correspond to the competition between the transient cat state in Fig. 4(c) and the steady cat state in Fig. 4(d). The steady cat state has higher ideal fidelity, but the transient one is less influenced by the loss. In some cases, the objective may be to create cat states with certain target sizes. Therefore, we also calculate the fidelity with a cat state of ideal adiabatic size $\alpha = 2$, as shown in Fig. 6(c). In such cases, the nonequilibrium regime Φ^{-1} can be more distinct.

Hence, we find that entering the nonequilibrium regime of the synchronous pumping can significantly increase the speed and the robustness of cat-state generation. Compared to current methods of cat-state generation, the speed of the synchronous pumping method can be one order of magnitude larger. By choosing an optimized nonlinear interaction time t_{nl} , which is far away from the adiabatic limit $\Phi^{-1} \gtrsim 12$, the qualities of cat states can be more distinct in the presence of single-photon-signal-mode loss.

IV. APPLYING SYNCHRONOUS PUMPING IN STANDING MODES

To utilize a nonequilibrium pump field for cat-state generation, the synchronous pumping method is necessary. While the synchronous pumping is widely used in optical systems based on traveling modes, it is not obvious how to apply this method to standing modes, as they occur, e.g., in superconducting resonators. In traveling modes, the pump mode can be separated from the signal mode and reset, because the pump mode and the signal mode have different group velocities. However, standing modes have vanishing group velocities. There-

fore, an additional mechanism is required to reset the pump mode.

This can be achieved by a switchable loss channel coupled to the pump mode. During the nonlinear coupling, this channel is off, so that the dynamics is governed by the Hamiltonian in Eq. (2). At the end of each cycle of evolution described by Eq. (18), we then turn on a strong loss channel to evacuate the pump mode. After the depletion, the pump mode can be prepared in a coherent state by a strong pump. Such a loss channel can be realized by widely used setups in superconducting circuits [53–65], in which the cavity frequencies or the coupling strengths can be adjusted. By coupling a lossy superconducting resonator to the pump field, a loss can be introduced. Such a loss can be shut down by detuning the lossy cavity from the pump mode or by reducing the coupling strength. With currently accessible parameters, the loss rate can be changed between $0.01g_{\text{nl}}$ and $10g_{\text{nl}}$ [53–65].

A. Lossy resonator with a tunable cavity frequency

The first way can be realized by introducing a lossy superconducting resonator with a tunable cavity frequency [53–58]. By changing the frequency of the resonator, the effective loss of the pump field induced by the resonator can be adjusted. Assume that the loss rate of the resonator and the coupling strength between the resonator and the pump field are Γ_{re} and g_{loss} , respectively. The Heisenberg equations of motion for the pump field and the resonator in the rotating frame are

$$\begin{aligned} \dot{b} &= -ig_{\text{nl}}a^2 - ig_{\text{loss}}c, \\ \dot{c} &= (-i\Delta - \Gamma_{\text{re}})c - ig_{\text{loss}}b + \xi. \end{aligned} \quad (23)$$

Here, Δ is the tunable detuning of the resonator and ξ is the quantum noise due to the loss. When the detuning and loss rate are sufficiently large, the resonator can be assumed to be in the equilibrium state,

$$\begin{aligned} c &\approx -\frac{g_{\text{loss}}\Delta}{\Delta^2 + \Gamma_{\text{re}}^2}b - i\frac{g_{\text{loss}}\Gamma_{\text{re}}}{\Delta^2 + \Gamma_{\text{re}}^2}b + \frac{-i\Delta + \Gamma_{\text{re}}}{\Delta^2 + \Gamma_{\text{re}}^2}\xi, \\ \dot{b} &= -ig_{\text{nl}}a^2 + i\frac{g_{\text{loss}}^2\Delta}{\Delta^2 + \Gamma_{\text{re}}^2}b - \frac{g_{\text{loss}}^2\Gamma_{\text{re}}}{\Delta^2 + \Gamma_{\text{re}}^2}b - g_{\text{loss}}\frac{-i\Delta + \Gamma_{\text{re}}}{\Delta^2 + \Gamma_{\text{re}}^2}\xi. \end{aligned} \quad (24)$$

In the Langevin equation (24), we obtain an effective loss $(g_{\text{loss}}^2\Gamma_{\text{re}})/(\Delta^2 + \Gamma_{\text{re}}^2)$ and an effective frequency shift $-(g_{\text{loss}}^2\Delta)/(\Delta^2 + \Gamma_{\text{re}}^2)$. Both terms vanish for large detuning Δ . When the pump field is to be reset, the detuning of the resonator Δ can be reduced to turn on the effective frequency shift and effective loss of the pump field. The effective detuning can decouple the pump field from the signal field, whereas the effective loss can bring the pump field to a vacuum state.

Note that both the adjustable range of Δ and the coupling strength between superconducting resonators $g_{\text{loss}} \sim 1$ GHz [56, 66]. The loss of a resonator Γ_{re}

can typically be ~ 10 MHz, and the nonlinear coupling strength g_{nl} is usually ~ 100 kHz [30, 67]. Assume that we use a moderate coupling strength $g_{\text{loss}} \sim \Gamma_{\text{re}} \sim 10$ MHz. Note that the effective loss of the pump mode can be suppressed to about $0.01g_{\text{nl}}$ with a detuning $\Delta = 1$ GHz. Although this also results in a shift of the frequency of the pump mode ~ 100 kHz, this shift can be compensated by changing the bare frequency of the pump mode. To turn on the loss in the pump mode, a small detuning Δ around ($3g_{\text{loss}} \sim 30$ MHz) can be applied. With this small detuning, both the effective frequency shift of the pump mode and the effective loss rate of the pump field are ~ 1 MHz.

B. Tunable coupling between the pump field and a lossy resonator

The other way realize a tunable dissipation channel is to introduce a tunable coupling [59–65] between the pump field and a loss resonator. Such a setup can also be described by Eq. (24), while the adjustable parameter is the coupling strength g_{loss} instead of the detuning Δ . As the adjustable range of the coupling strength can be from 0 to 30 MHz [65], the “turning-on” parameters ($g_{\text{loss}} \sim \Gamma_{\text{re}} \sim 10$ MHz and $\Delta \sim 30$ MHz) in Eq. (24) can be applied. To shut down the effective loss and the effective frequency shift, the coupling strength g_{loss} can be set to 0.

Note that the switch time of a superconducting quantum interference device (SQUID) is about several nanoseconds [54, 58] and negligible for a nonlinear process with $g_{\text{nl}} \sim 100$ kHz. Depleting the pump mode may take some time, as the effective dissipative rate is only one order of magnitude larger than the nonlinear coupling rate. However, such a decrease is also insignificant because the speed up can be more than one order of magnitude. After preparing the pump field in a vacuum state, we can pump it to $|\alpha_p\rangle$ in Eq. (18) with a classical pulse.

Therefore, synchronous pumps can also be applied in devices based on standing modes. Instead of those propagating pulses in optical systems, the control signals of the loss channel and the pump are synchronized. Based on these effective synchronous pumps, the advantages of a nonequilibrium pump field can also benefit those standing-mode devices.

V. CONCLUSIONS

We considered dissipative cat-state generation with a synchronous pump field in the nonequilibrium regime. A nonequilibrium pump field, which cannot be adiabatically eliminated, was shown to be capable of generating high-quality cat states. Our numerical results confirm that cat-state generation can be enhanced in the nonequilibrium regime. Compared to the adiabatic method, the speed of generation can be increased by more than one order of magnitude, and the fidelity is less affected by the single-photon loss. These benefits result from faster two-photon processes, made possible by abandoning the requirement of adiabatic pump fields. We also discussed the application of synchronous pumping in systems based on standing modes. Synchronous pumping can then be realized by well-developed setups in superconducting circuits, which are commonly used platforms for cat-state generation. Therefore, our work provides a method to improve the cat-state generation in different systems, and reveals that synchronously pumped systems may be advantageous for generating cat states.

ACKNOWLEDGMENTS

J.Q.Y. is partially supported by the National Natural Science Foundation of China (NSFC) (Grant No. 11934010 and No. U1801661) and the National Key Research and Development Program of China (Grant No. 2016YFA0301200). F.N. is supported in part by: Nippon Telegraph and Telephone Corporation (NTT) Research, the Japan Science and Technology Agency (JST) [via the Quantum Leap Flagship Program (Q-LEAP)], the Moonshot R&D Grant Number JPMJMS2061, the Japan Society for the Promotion of Science (JSPS) [via the Grants-in-Aid for Scientific Research (KAKENHI) Grant No. JP20H00134], the Army Research Office (ARO) (Grant No. W911NF-18-1-0358), the Asian Office of Aerospace Research and Development (AOARD) (via Grant No. FA2386-20-1-4069), and the Foundational Questions Institute Fund (FQXi) via Grant No. FQXi-IAF19-06.

-
- [1] C. Monroe, D. M. Meekhof, B. E. King, and D. J. Wineland, “A ‘Schrödinger cat’ superposition state of an atom,” *Science* **272**, 1131–1136 (1996).
 - [2] D. Leibfried, E. Knill, S. Seidelin, J. Britton, R. B. Blakestad, J. Chiaverini, D. B. Hume, W. M. Itano, J. D. Jost, C. Langer, R. Ozeri, R. Reichle, and D. J. Wineland, “Creation of a six-atom ‘Schrödinger cat’ state,” *Nature* **438**, 639–642 (2005).
 - [3] Samuel Deléglise, Igor Dotsenko, Clément Sayrin, Julien Bernu, Michel Brune, Jean-Michel Raimond, and Serge Haroche, “Reconstruction of non-classical cavity field states with snapshots of their decoherence,” *Nature* **455**, 510–514 (2008).
 - [4] Brian Vlastakis, Gerhard Kirchmair, Zaki Leghtas, Simon E. Nigg, Luigi Frunzio, S. M. Girvin, Mazyar Mirrahimi, M. H. Devoret, and R. J. Schoelkopf,

- “Deterministically encoding quantum information using 100-photon Schrödinger cat states,” *Science* **342**, 607–610 (2013).
- [5] Mark J. Everitt, Timothy P. Spiller, Gerard J. Milburn, Richard D. Wilson, and Alexandre M. Zagoskin, “Engineering dissipative channels for realizing schrödinger cats in SQUIDS,” *Frontiers in ICT* **1**, 1 (2014).
 - [6] Yoshihisa Yamamoto, Kazuyuki Aihara, Timothee Leleu, Ken-ichi Kawarabayashi, Satoshi Kako, Martin Fejer, Kyo Inoue, and Hiroki Takesue, “Coherent Ising machines-optical neural networks operating at the quantum limit,” *npj Quantum Information* **3**, 49 (2017).
 - [7] Zhaoyou Wang, Marek Pechal, E. Alex Wollack, Patricio Arrangoiz-Arriola, Maodong Gao, Nathan R. Lee, and Amir H. Safavi-Naeini, “Quantum dynamics of a few-photon parametric oscillator,” *Phys. Rev. X* **9**, 021049 (2019).
 - [8] D. Leibfried, M. D. Barrett, T. Schaetz, J. Britton, J. Chiaverini, W. M. Itano, J. D. Jost, C. Langer, and D. J. Wineland, “Toward Heisenberg-limited spectroscopy with multiparticle entangled states,” *Science* **304**, 1476–1478 (2004).
 - [9] Tomohisa Nagata, Ryo Okamoto, Jeremy L. O’Brien, Keiji Sasaki, and Shigeki Takeuchi, “Beating the standard quantum limit with four-entangled photons,” *Science* **316**, 726–729 (2007).
 - [10] Jonathan A. Jones, Steven D. Karlen, Joseph Fitzsimons, Arzhang Ardavan, Simon C. Benjamin, G. Andrew D. Briggs, and John J. L. Morton, “Magnetic field sensing beyond the standard quantum limit using 10-spin N00N states,” *Science* **324**, 1166–1168 (2009).
 - [11] M. Kira, S. W. Koch, R. P. Smith, A. E. Hunter, and S. T. Cundiff, “Quantum spectroscopy with Schrödinger-cat states,” *Nature Physics* **7**, 799–804 (2011).
 - [12] Adrien Facon, Eva-Katharina Dietsche, Dorian Grosso, Serge Haroche, Jean-Michel Raimond, Michel Brune, and Sébastien Gleyzes, “A sensitive electrometer based on a Rydberg atom in a Schrödinger-cat state,” *Nature* **535**, 262–265 (2016).
 - [13] T. Choi, S. Debnath, T. A. Manning, C. Figgatt, Z.-X. Gong, L.-M. Duan, and C. Monroe, “Optimal quantum control of multimode couplings between trapped ion qubits for scalable entanglement,” *Phys. Rev. Lett.* **112**, 190502 (2014).
 - [14] Reinier W. Heeres, Philip Reinhold, Nissim Ofek, Luigi Frunzio, Liang Jiang, Michel H. Devoret, and Robert J. Schoelkopf, “Implementing a universal gate set on a logical qubit encoded in an oscillator,” *Nature Communications* **8**, 94 (2017).
 - [15] L. Hu, Y. Ma, W. Cai, X. Mu, Y. Xu, W. Wang, Y. Wu, H. Wang, Y. P. Song, C.-L. Zou, S. M. Girvin, L.-M. Duan, and L. Sun, “Quantum error correction and universal gate set operation on a binomial bosonic logical qubit,” *Nature Physics* **15**, 503–508 (2019).
 - [16] Chuan-Sheng Yang, Yan-Lei Zhang, Guang-Can Guo, and Xu-Bo Zou, “Experimentally feasible scheme for a high-fidelity controlled-phase gate with general cat-state qubits,” *Phys. Rev. A* **100**, 062324 (2019).
 - [17] Jérémie Guillaud and Mazhar Mirrahimi, “Repetition cat qubits for fault-tolerant quantum computation,” *Phys. Rev. X* **9**, 041053 (2019).
 - [18] Xiao-Ling He, Zhen-Fei Zheng, Yu Zhang, and Chui-Ping Yang, “One-step transfer of quantum information for a photonic cat-state qubit,” *Quantum Information Processing* **19**, 80 (2020).
 - [19] Huan-Yu Ku, Neill Lambert, Feng-Jui Chan, Clive Emary, Yueh-Nan Chen, and Franco Nori, “Experimental test of non-macrorealistic cat states in the cloud,” *npj Quantum Information* **6**, 98 (2020).
 - [20] L. Gilles and P. L. Knight, “Two-photon absorption and nonclassical states of light,” *Phys. Rev. A* **48**, 1582–1593 (1993).
 - [21] L. Gilles, B. M. Garraway, and P. L. Knight, “Generation of nonclassical light by dissipative two-photon processes,” *Phys. Rev. A* **49**, 2785–2799 (1994).
 - [22] E. S. Guerra, B. M. Garraway, and P. L. Knight, “Two-photon parametric pumping versus two-photon absorption: A quantum jump approach,” *Phys. Rev. A* **55**, 3842–3857 (1997).
 - [23] Huatang Tan, F. Bariani, Gaoxiang Li, and P. Meystre, “Generation of macroscopic quantum superpositions of optomechanical oscillators by dissipation,” *Phys. Rev. A* **88**, 023817 (2013).
 - [24] Xin Wang, Adam Miranowicz, Hong-Rong Li, and Franco Nori, “Hybrid quantum device with a carbon nanotube and a flux qubit for dissipative quantum engineering,” *Phys. Rev. B* **95**, 205415 (2017).
 - [25] S. Ashhab and Franco Nori, “Qubit-oscillator systems in the ultrastrong-coupling regime and their potential for preparing nonclassical states,” *Phys. Rev. A* **81**, 042311 (2010).
 - [26] William F. Braasch, Oscar D. Friedman, Alexander J. Rimberg, and Miles P. Blencowe, “Wigner current for open quantum systems,” *Phys. Rev. A* **100**, 012124 (2019).
 - [27] R. Y. Teh, P. D. Drummond, and M. D. Reid, “Overcoming decoherence of Schrödinger cat states formed in a cavity using squeezed-state inputs,” *Phys. Rev. Research* **2**, 043387 (2020).
 - [28] Ye-Hong Chen, Wei Qin, Xin Wang, Adam Miranowicz, and Franco Nori, “Shortcuts to adiabaticity for the quantum Rabi model: Efficient generation of giant entangled cat states via parametric amplification,” *Phys. Rev. Lett.* **126**, 023602 (2021).
 - [29] Wei Qin, Adam Miranowicz, Hui Jing, and Franco Nori, “Generating long-lived macroscopically distinct superposition states in atomic ensembles,” *Phys. Rev. Lett.* **127**, 093602 (2021).
 - [30] Z. Leghtas, S. Touzard, I. M. Pop, A. Kou, B. Vlastakis, A. Petrenko, K. M. Sliwa, A. Narla, S. Shankar, M. J. Hatridge, M. Reagor, L. Frunzio, R. J. Schoelkopf, M. Mirrahimi, and M. H. Devoret, “Confining the state of light to a quantum manifold by engineered two-photon loss,” *Science* **347**, 853–857 (2015).
 - [31] S. Touzard, A. Grimm, Z. Leghtas, S. O. Mundhada, P. Reinhold, C. Axline, M. Reagor, K. Chou, J. Blumoff, K. M. Sliwa, S. Shankar, L. Frunzio, R. J. Schoelkopf, M. Mirrahimi, and M. H. Devoret, “Coherent oscillations inside a quantum manifold stabilized by dissipation,” *Phys. Rev. X* **8**, 021005 (2018).
 - [32] M. G. Raymer, P. D. Drummond, and S. J. Carter, “Limits to wideband pulsed squeezing in a traveling-wave parametric amplifier with group-velocity dispersion,” *Opt. Lett.* **16**, 1189–1191 (1991).
 - [33] G. Patera, N. Treps, C. Fabre, and G. J. de Valcárcel, “Quantum theory of synchronously pumped type I optical parametric oscillators: characterization of the squeezed supermodes,” *The European Physical Journal*

- D **56**, 123 (2009).
- [34] C. Y. Jiang, J. S. Liu, B. Sun, K. J. Wang, S. X. Li, and J. Q. Yao, “Time-dependent theoretical model for terahertz wave detector using a parametric process,” *Opt. Express* **18**, 18180–18189 (2010).
 - [35] V. A. Averchenko, Yu. M. Golubev, C. Fabre, and N. Treps, “Quantum correlations and fluctuations in the pulsed light produced by a synchronously pumped optical parametric oscillator below its oscillation threshold,” *The European Physical Journal D* **61**, 207 (2011).
 - [36] Ryan Hamerly, Alireza Marandi, Marc Jankowski, M. M. Fejer, Yoshihisa Yamamoto, and Hideo Mabuchi, “Reduced models and design principles for half-harmonic generation in synchronously pumped optical parametric oscillators,” *Phys. Rev. A* **94**, 063809 (2016).
 - [37] Marc Jankowski, Alireza Marandi, C. R. Phillips, Ryan Hamerly, Kirk A. Ingold, Robert L. Byer, and M. M. Fejer, “Temporal simultons in optical parametric oscillators,” *Phys. Rev. Lett.* **120**, 053904 (2018).
 - [38] Arkadev Roy, Saman Jahani, Carsten Langrock, Martin Fejer, and Alireza Marandi, “Spectral phase transitions in optical parametric oscillators,” *Nature Communications* **12**, 835 (2021).
 - [39] P. Kinsler and P. D. Drummond, “Quantum dynamics of the parametric oscillator,” *Phys. Rev. A* **43**, 6194–6208 (1991).
 - [40] Hua Deng, Daniel Erenso, Reeta Vyas, and Surendra Singh, “Entanglement, interference, and measurement in a degenerate parametric oscillator,” *Phys. Rev. Lett.* **86**, 2770–2773 (2001).
 - [41] Shoko Utsunomiya, Kenta Takata, and Yoshihisa Yamamoto, “Mapping of ising models onto injection-locked laser systems,” *Opt. Express* **19**, 18091–18108 (2011).
 - [42] Zhe Wang, Alireza Marandi, Kai Wen, Robert L. Byer, and Yoshihisa Yamamoto, “Coherent ising machine based on degenerate optical parametric oscillators,” *Phys. Rev. A* **88**, 063853 (2013).
 - [43] Alireza Marandi, Zhe Wang, Kenta Takata, Robert L. Byer, and Yoshihisa Yamamoto, “Network of time-multiplexed optical parametric oscillators as a coherent Ising machine,” *Nature Photonics* **8**, 937–942 (2014).
 - [44] Peter L. McMahon, Alireza Marandi, Yoshitaka Haribara, Ryan Hamerly, Carsten Langrock, Shuhei Tamate, Takahiro Inagaki, Hiroki Takesue, Shoko Utsunomiya, Kazuyuki Aihara, Robert L. Byer, M. M. Fejer, Hideo Mabuchi, and Yoshihisa Yamamoto, “A fully programmable 100-spin coherent Ising machine with all-to-all connections,” *Science* **354**, 614–617 (2016).
 - [45] Takahiro Inagaki, Yoshitaka Haribara, Koji Igarashi, Tomohiro Sonobe, Shuhei Tamate, Toshimori Honjo, Alireza Marandi, Peter L. McMahon, Takeshi Umeki, Koji Enbutsu, Osamu Tadanaga, Hirokazu Takenouchi, Kazuyuki Aihara, Ken-ichi Kawarabayashi, Kyo Inoue, Shoko Utsunomiya, and Hiroki Takesue, “A coherent Ising machine for 2000-node optimization problems,” *Science* **354**, 603–606 (2016).
 - [46] Takahiro Inagaki, Kensuke Inaba, Ryan Hamerly, Kyo Inoue, Yoshihisa Yamamoto, and Hiroki Takesue, “Large-scale ising spin network based on degenerate optical parametric oscillators,” *Nature Photonics* **10**, 415–419 (2016).
 - [47] Atsushi Yamamura, Kazuyuki Aihara, and Yoshihisa Yamamoto, “Quantum model for coherent Ising machines: Discrete-time measurement feedback formulation,” *Phys. Rev. A* **96**, 053834 (2017).
 - [48] Naeimeh Mohseni, Peter L. McMahon, and Tim Byrnes, “Ising machines as hardware solvers of combinatorial optimization problems,” *arXiv*, 2204.00276v1 (2022).
 - [49] Zheng-Yang Zhou, Clemens Gneiting, J. Q. You, and Franco Nori, “Generating and detecting entangled cat states in dissipatively coupled degenerate optical parametric oscillators,” *Phys. Rev. A* **104**, 013715 (2021).
 - [50] Krishnan R. Parameswaran, Jonathan R. Kurz, Rostislav V. Roussev, and Martin M. Fejer, “Observation of 99% pump depletion in single-pass second-harmonic generation in a periodically poled lithium niobate waveguide,” *Opt. Lett.* **27**, 43–45 (2002).
 - [51] Krishnan R. Parameswaran, Roger K. Route, Jonathan R. Kurz, Rostislav V. Roussev, Martin M. Fejer, and Masatoshi Fujimura, “Highly efficient second-harmonic generation in buried waveguides formed by annealed and reverse proton exchange in periodically poled lithium niobate,” *Opt. Lett.* **27**, 179–181 (2002).
 - [52] Lewis G. Carpenter, Sam A. Berry, Alan C. Gray, James C. Gates, Peter G. R. Smith, and Corin B. E. Gawith, “Cw demonstration of shg spectral narrowing in a ppln waveguide generating 2.5 w at 780 nm,” *Opt. Express* **28**, 21382–21390 (2020).
 - [53] A. Palacios-Laloy, F. Nguyen, F. Mallet, P. Bertet, D. Vion, and D. Esteve, “Tunable resonators for quantum circuits,” *Journal of Low Temperature Physics* **151**, 1034 (2008).
 - [54] M. Sandberg, C. M. Wilson, F. Persson, T. Bauch, G. Johansson, V. Shumeiko, T. Duty, and P. Delsing, “Tuning the field in a microwave resonator faster than the photon lifetime,” *Applied Physics Letters* **92**, 203501 (2008).
 - [55] Y. Kubo, F. R. Ong, P. Bertet, D. Vion, V. Jacques, D. Zheng, A. Dréau, J.-F. Roch, A. Auffeves, F. Jelezko, J. Wrachtrup, M. F. Barthe, P. Bergonzo, and D. Esteve, “Strong coupling of a spin ensemble to a superconducting resonator,” *Phys. Rev. Lett.* **105**, 140502 (2010).
 - [56] M. Pechal, J.-C. Besse, M. Mondal, M. Oppliger, S. Gasparinetti, and A. Wallraff, “Superconducting switch for fast on-chip routing of quantum microwave fields,” *Phys. Rev. Applied* **6**, 024009 (2016).
 - [57] Wei Qin, Ye-Hong Chen, Xin Wang, Adam Miranowicz, and Franco Nori, “Strong spin squeezing induced by weak squeezing of light inside a cavity,” *Nanophotonics* **9**, 4853–4868 (2020).
 - [58] Sumedh Mahashabde, Ernst Otto, Domenico Montemurro, Sebastian de Graaf, Sergey Kubatkin, and Andrey Danilov, “Fast tunable high- Q -factor superconducting microwave resonators,” *Phys. Rev. Applied* **14**, 044040 (2020).
 - [59] P. Bertet, C. J. P. M. Harmans, and J. E. Mooij, “Parametric coupling for superconducting qubits,” *Phys. Rev. B* **73**, 064512 (2006).
 - [60] Matteo Mariani, Frank Deppe, A. Marx, R. Gross, F. K. Wilhelm, and E. Solano, “Two-resonator circuit quantum electrodynamics: A superconducting quantum switch,” *Phys. Rev. B* **78**, 104508 (2008).
 - [61] Matteo Mariani, H. Wang, Radoslaw C. Bialczak, M. Lenander, Erik Lucero, M. Neeley, A. D. O. Connell, D. Sank, M. Weides, J. Wenner, T. Yamamoto, Y. Yin, J. Zhao, John M. Martinis, and A. N. Cleland, “Photon shell game in three-resonator circuit quantum electrodynamics,” *Nature Physics* **7**, 287 (2011).

- [62] A. Baust, E. Hoffmann, M. Haerberlein, M. J. Schwarz, P. Eder, J. Goetz, F. Wulschner, E. Xie, L. Zhong, F. Quijandria, B. Peropadre, D. Zueco, J.-J. García Ripoll, E. Solano, K. Fedorov, E. P. Menzel, F. Deppe, A. Marx, and R. Gross, “Tunable and switchable coupling between two superconducting resonators,” *Phys. Rev. B* **91**, 014515 (2015).
- [63] Yao Lu, S. Chakram, N. Leung, N. Earnest, R. K. Naik, Ziwen Huang, Peter Groszkowski, Eliot Kapit, Jens Koch, and David I. Schuster, “Universal stabilization of a parametrically coupled qubit,” *Phys. Rev. Lett.* **119**, 150502 (2017).
- [64] Qi-Ming Chen, Yu-xi Liu, Luyan Sun, and Re-Bing Wu, “Tuning the coupling between superconducting resonators with collective qubits,” *Phys. Rev. A* **98**, 042328 (2018).
- [65] Michele C. Collodo, Anton Potočnik, Simone Gasparinetti, Jean-Claude Besse, Marek Pechal, Mahdi Sameti, Michael J. Hartmann, Andreas Wallraff, and Christopher Eichler, “Observation of the crossover from photon ordering to delocalization in tunably coupled resonators,” *Phys. Rev. Lett.* **122**, 183601 (2019).
- [66] Ze-Liang Xiang, Sahel Ashhab, J. Q. You, and Franco Nori, “Hybrid quantum circuits: Superconducting circuits interacting with other quantum systems,” *Rev. Mod. Phys.* **85**, 623–653 (2013).
- [67] Raphaël Lescanne, Marius Villiers, Théau Peronnin, Alain Sarlette, Matthieu Delbecq, Benjamin Huard, Takis Kontos, Mazyar Mirrahimi, and Zaki Leghtas, “Exponential suppression of bit-flips in a qubit encoded in an oscillator,” *Nature Physics* **16**, 509–513 (2020).