

Leading order mesonic and baryonic SU(3) low energy constants from $N_f = 3$ lattice QCD

Gunnar S. Bali,^{*} Sara Collins,[†] Wolfgang Söldner,[‡] and Simon Weishäupl[§]
Institut für Theoretische Physik, Universität Regensburg, 93040 Regensburg, Germany.
(RQCD Collaboration)

We determine the leading order mesonic (B_0 and F_0) and baryonic (m_0 , D and F) SU(3) chiral perturbation theory low energy constants from lattice QCD. We employ gauge ensembles with $N_f = 3$ (i.e., $m_u = m_d = m_s$) non-perturbatively improved Wilson fermions at six distinct values of the lattice spacing in the range $a \approx (0.039 - 0.098)$ fm, which constitute a subset of the Coordinated Lattice Simulations (CLS) gauge ensembles. The pseudoscalar meson mass M_π ranges from around 430 MeV down to 240 MeV and the linear spatial lattice extent L from $6.4 M_\pi^{-1}$ to $3.3 M_\pi^{-1}$, where $LM_\pi \geq 4$ for the majority of the ensembles. This allows us to perform a controlled extrapolation of all the low energy constants to the chiral, infinite volume and continuum limits. We find the SU(3) chiral condensate and F_0 to be smaller than their SU(2) counterparts while the Gell-Mann–Oakes–Renner parameters $B_0 \approx B$ are similar. Regarding baryonic LECs, we obtain $F/D = 0.612_{(12)}^{(14)}$.

I. INTRODUCTION

Chiral perturbation theory (ChPT) is a central tool for the description and understanding of a multitude of hadronic processes. In this context, the interplay between ChPT and lattice simulations of QCD is of particular interest: while in Nature the quark masses are fixed, in lattice simulations these (and other simulation parameters) can be varied and the precision and the range of validity of truncated ChPT expansions explored systematically. Moreover, some of the low energy constants (LECs) of this effective field theory can be constrained or determined from lattice data, which complements phenomenological fits to experimental data that are restricted to the physical quark mass point. Vice versa, ChPT augments lattice QCD simulations, providing parametrizations of the dependence of the results on the light quark masses and the simulation volume that are consistent with the dynamical breaking of chiral symmetry as well as with the global symmetries of QCD in the massless limit.

While the light pseudoscalar masses, decay constants, the chiral condensate and related mesonic quantities have been well explored in lattice QCD simulations and confronted with SU(2) ChPT predictions—see, e.g., the recent Flavour Lattice Averaging Group (FLAG) review [1]—this is less so regarding baryonic observables. On the one hand, the lattice data are less precise for baryons, in particular towards small values of the quark masses. On the other hand, the number of independent LECs is larger and also the convergence properties of ChPT may be inferior in the baryonic sector. For instance, the mass gaps between octet and decu-

plet baryons are smaller than those between pseudoscalar mesons and vector meson resonances, which may necessitate the inclusion of decuplet baryons as explicit degrees of freedom, at least for some observables. Including hyperons, i.e., the Λ , the Σ and the Ξ , into the ChPT analysis, in addition to the nucleon N (or the N and the Δ resonance), provides a wealth of additional information, whereas the number of baryonic LECs of flavour SU(3) ChPT increases only moderately relative to SU(2) ChPT. This makes SU(3) ChPT a particularly popular choice in the description of processes that involve baryons. One concern regarding phenomenological applications, however, is the convergence of SU(3) ChPT at the physical point itself, where neither the mass $M_{\eta_8} \approx (\frac{4}{3}M_K^2 - \frac{1}{3}M_\pi^2)^{1/2} \approx 565$ MeV of the would-be η_8 pseudoscalar meson, the kaon mass $M_K \approx 494$ MeV nor the average light meson mass $\bar{M} = (\frac{2}{3}M_K^2 + \frac{1}{3}M_\pi^2)^{1/2} \approx 411$ MeV are particularly small in comparison to the chiral symmetry breaking scale $\Lambda_\chi := 4\pi F_0 < 4\pi F_\pi \approx 1160$ MeV. While this may limit the practical applicability of SU(3) ChPT regarding some observables, the corresponding LECs are well-defined and can in principle be obtained from lattice QCD.

Within most lattice simulations of $N_f = 2 + 1$ (or of $N_f = 2 + 1 + 1$) QCD the mass of the light quark $m_\ell = m_u = m_d$ is varied while that of the strange quark m_s is kept approximately fixed near its physical value. In a few cases, instead $\text{tr} M = m_u + m_d + m_s$ is kept constant [2–5]. The former setting is ideal regarding SU(2) ChPT while neither choice is sufficient to determine SU(3) LECs, unless other quark mass combinations are added; in particular, one may want to reduce the trace of the mass matrix $\text{tr} M$ below its physical value. This can be achieved via a partially quenched strategy, see, e.g., Refs. [6–8], or, ideally, by realizing additional sea quark mass combinations [9, 10].

So far no comprehensive lattice QCD investigation of SU(3) ChPT exists, that includes pion masses smaller than 300 MeV or addresses the continuum limit—neither for mesons nor for baryons. Here we start to close this

^{*} gunnar.bali@ur.de; Department of Theoretical Physics, Tata Institute of Fundamental Research, Homi Bhabha Road, Mumbai 400005, India.

[†] sara.collins@ur.de

[‡] wolfgang.soeldner@ur.de

[§] simon.weishaeupl@ur.de

gap with a consistent, simultaneous analysis of several observables within the framework of SU(3) ChPT: we are in the process of computing the masses M_P ($P \in \{\pi, K, \eta_8\}$) and m_B ($B \in \{N, \Lambda, \Sigma, \Xi\}$) of the light pseudoscalar mesons and baryons as well as the corresponding decay constants F_P and axial charges g_A^B from $N_f = 2+1$ QCD at many points in the plane spanned by the quark masses $m_\ell = m_u = m_d$ and m_s at several values of the lattice spacing a .

Here we present first results, obtained on $N_f = 3$ mass-degenerate gauge ensembles for the leading order (LO) mesonic LECs F_0 and B_0 and baryonic LECs m_0 , D and F , where D and F also enter the dependence of the octet baryon masses on the pseudoscalar meson masses at order p^3 (next-to-leading order (NLO) of heavy baryon ChPT (HBChPT) or next-to-next-to-leading order (NNLO) of covariant baryon ChPT (BChPT)). We remark that for $m_\ell = m_s$ all the octet baryons masses are degenerate, however, this is not so for the non-flavour singlet axial charges, where two independent combinations exist. The main quantity that determines the convergence properties of ChPT is the squared average pseudoscalar mass \overline{M}^2 . The value realized in Nature corresponds to our largest quark mass values and we cover a range in \overline{M}^2 that extends down to less than one third of that: if SU(3) ChPT is applicable at the physical quark mass point then it should also apply to our lattice data, in the continuum limit.

The reliable determination of LO LECs from an extrapolation to the chiral limit requires at least NLO ChPT. Naturally, it is *a priori* unknown whether higher order ChPT may be required within the window of available pseudoscalar masses or if ChPT is applicable at all. Including higher orders is of limited practicability in view of the finite number of data points and their statistical errors, due to the exploding number of new LECs. However, simultaneously analysing a number of different quantities that should be sensitive to the same set of LECs like baryon masses and their axial charges can serve as a consistency check and reduces the parametric uncertainty. Here we attempt exactly this, albeit only for the LO LECs. Previous analyses of lattice QCD data that aimed at determining LECs focused on one type of observable at a time. Ideally, however, one would wish to confirm that the same set of LECs can be employed consistently across a range of quantities.

This article is organized as follows. In Sec. II we collect all SU(3) ChPT expressions for the quark mass and volume dependence that are relevant for our analysis, restricting ourselves to the special case $m_\ell = m_s$. For completeness, additional expressions for the baryon mass and the axial charges are collected in Appendix A. Then, in Sec. III, we discuss properties of the gauge ensembles employed, the analysis methods used, the non-perturbative renormalization and improvement of the pseudoscalar decay constant and the axial charges as well as our continuum and chiral limit extrapolation strategy. The determination of systematic errors through a model averaging

procedure is detailed in Appendix B. Finally, in Sec. IV we determine and discuss the LECs, before we conclude.

II. MESON AND BARYON SU(3) CHPT EXPRESSIONS

A. Infinite volume

Throughout this article the isospin limit $m_\ell = m_u = m_d$ is assumed and only the SU(3) symmetric case $m := m_\ell = m_s$ is considered. Our aim is to determine the LO mesonic (B_0 and F_0) and baryonic (m_0 , D and F) SU(3) ChPT LECs. The ChPT expressions in which these LECs appear are conveniently expressed in terms of the quark mass-dependent variables

$$x = \frac{2mB_0}{(4\pi F_0)^2}, \quad \xi = \frac{M_\pi^2}{(4\pi F_0)^2}, \quad \mathcal{L} = \log\left(\frac{M_\pi^2}{\mu^2}\right), \quad (1)$$

where M_π denotes the pseudoscalar meson mass and $B_0 := \Sigma_0/F_0^2$ the Gell-Mann–Oakes–Renner (GMOR) parameter, whereas $\Sigma_0 := -\langle \bar{u}u \rangle|_{m=0} > 0$ and $F_0 := F_\pi|_{m=0}$ are the quark chiral condensate and the pseudoscalar decay constant, respectively, in the SU(3) chiral limit. The LO LECs do not depend on the scale μ . For the analysis of the mesonic case, it is convenient to set $\mu^{-2} = 8t_{0,\text{ch}}$, using the Wilson scale parameter t_0 [11] in the chiral limit. From $t_{0,\text{ch}}/t_0^* = 1.037(5)$ [12] and $(8t_0^*)^{-1/2} = 478(7)$ MeV [13], where t_0^* [4] is defined as the value of t_0 at the point where $12t_0^*M_\pi^2 = 1.11$ (and $m_\ell = m_s$), we obtain $\mu = 469(7)$ MeV.

At NNLO in SU(N_f) ChPT the corrections to the GMOR relation and the pion mass-dependence of the pseudoscalar decay constant [14–16] read

$$M_\pi^2 = 2B_0m[1 + x(a_{10} + a_{11}\mathcal{L}) + x^2(a_{20} + a_{21}\mathcal{L} + a_{22}\mathcal{L}^2)], \quad (2)$$

$$F_\pi = F_0[1 + x(b_{10} + b_{11}\mathcal{L}) + x^2(b_{20} + b_{21}\mathcal{L} + b_{22}\mathcal{L}^2)], \quad (3)$$

where

$$a_{11} = \frac{1}{N_f}, \quad a_{22} = \frac{9}{2N_f^2} - \frac{1}{2} + \frac{3N_f^2}{8}, \quad (4)$$

$$b_{11} = -\frac{N_f}{2}, \quad b_{22} = -\frac{1}{2} - \frac{3N_f^2}{16}. \quad (5)$$

While a_{10} , b_{10} , a_{21} and b_{21} are combinations of NLO LECs, a_{20} and b_{20} are combinations of NNLO LECs. Whereas NLO and possibly NNLO corrections may turn out necessary to describe our lattice data for which $430 \text{ MeV} \gtrsim M_\pi \gtrsim 240 \text{ MeV}$, it needs to be seen whether all of these LECs can be resolved, in addition to lattice spacing effects.

The LO octet baryonic LECs are the nucleon mass in the chiral limit m_0 and the couplings F and D which parameterize the octet axial charges in the SU(3) chiral

limit and also enter within the chiral expansions of other octet baryon observables, in particular the masses. In the $N_f = 3$ flavour symmetric case at $\mathcal{O}(p^3)$ in BChPT the octet baryon mass m_B is given as [17, 18]

$$m_B = m_0 + \bar{b}M_\pi^2 + 2\xi M_\pi \left(\frac{5D^2}{3} + 3F^2 \right) f_B(r) \quad (6)$$

with $\bar{b} = -6b_0 - 4b_D$ being a combination of NLO LECs and $r = M_\pi/m_0$. In the extended on-mass-shell (EOMS) scheme [18–20] the loop function is given as

$$f_B(r) = -2 \left[\sqrt{1 - \frac{r^2}{4}} \arccos\left(\frac{r}{2}\right) + \frac{r}{2} \log(r) \right], \quad (7)$$

where we follow the standard convention to identify the renormalization scale with m_0 . Expanding this function for small r , i.e., for $m_0 \rightarrow \infty$, one obtains the heavy baryon ChPT (HBChPT) limit [21, 22] $f_B(r) = -\pi + \mathcal{O}(r)$. The EOMS BChPT expressions are also known at NNNLO [23], however, our present lattice data cannot constrain the additional free parameters.

Regarding the axial charges g_A^B , the pion mass dependence in the SU(3) case for the nucleon and the Σ baryon at $\mathcal{O}(p^3)$ is given as [24–26]

$$g_A^N = D + F + c_N \xi + \bar{c}_N \xi \log\left(\frac{M_\pi}{m_0}\right) + d_N \xi^{3/2}, \quad (8)$$

$$g_A^\Sigma = 2F + c_\Sigma \xi + \bar{c}_\Sigma \xi \log\left(\frac{M_\pi}{m_0}\right) + d_\Sigma \xi^{3/2}, \quad (9)$$

where the coefficients,

$$\bar{c}_N = - \left[3(D + F) + \frac{1}{3} (27D^3 + 25D^2F + 45DF^2 + 63F^3) \right], \quad (10)$$

$$\bar{c}_\Sigma = - \left[6F + \frac{2}{3}F (25D^2 + 63F^2) \right], \quad (11)$$

are entirely determined by the LO LECs. Above, $d_N = d_\Sigma = 0$, however, such terms arise naturally when loop corrections that contain decuplet baryons are included [27]. For completeness, we reference the corresponding expectations (as well as those for m_B) in Appendix A. Unfortunately, these expressions, involving the additional LECs Δ , \mathcal{C} and \mathcal{H} , do not satisfactorily describe our data on g_A^B while fits to m_B suggest $\mathcal{C} \approx 0$. Including the logarithmic terms, a reasonable fit quality seems only possible when also adding the above phenomenological d_B -terms. However, such fits give very small values for F and D , that are at variance with the pion mass-dependence of m_B . Leaving \bar{c}_B as free parameters, i.e., ignoring the ChPT expectation, the data even suggest $\bar{c}_B > 0$, opposite to the expectation of Eqs. (10) and (11). Similar tensions are evident also in recent data on g_A^N within SU(2) ChPT, see, e.g., Refs. [28–30]. We interpret this as a sign of large cancellations between pion and decuplet loop effects, a full understanding of which

requires to further reduce the quark mass and/or to increase the ChPT order. For the purpose of determining the LO LECs and also in view of the precision of the lattice data, we will truncate Eqs. (8) and (9) at $\mathcal{O}(p^2)$.

B. Finite volume corrections

Since ChPT also predicts the finite volume dependence, we include the associated corrections. For the pseudoscalar meson mass and decay constant in the continuum limit the dependence on the linear spatial lattice extent L is given by [31, 32]

$$M_\pi^2(L) = M_\pi^2 \left[1 + x \frac{1}{N_f} h(\lambda_\pi) + \dots \right], \quad (12)$$

$$F_\pi(L) = F_\pi \left[1 - x \frac{N_f}{2} h(\lambda_\pi) + \dots \right] \quad (13)$$

with $M_\pi = M_\pi(L = \infty)$, $F_\pi = F_\pi(L = \infty)$ and to this order we can substitute x for ξ . Above, $\lambda_\pi = LM_\pi$ and

$$h(\lambda) = 4 \sum_{\mathbf{n} \neq \mathbf{0}} \frac{K_1(\lambda|\mathbf{n}|)}{\lambda|\mathbf{n}|}, \quad (14)$$

where $\mathbf{n} \in \mathbb{Z}^3$ and $K_n(x)$ denotes the modified Bessel function of the second kind of order n . We will not consider two-loop finite volume effects [33, 34] since these contain the NLO LECs.

For the octet baryon mass the SU(2) BChPT result [35, 36] easily generalizes to SU(3):

$$m_B(L) = m_B + 4m_0 \xi \left(\frac{5D^2}{3} + 3F^2 \right) \cdot \int_0^\infty dy \sum_{\mathbf{n} \neq \mathbf{0}} K_0 \left(\lambda_\pi |\mathbf{n}| \sqrt{1 - y + \frac{y^2}{r^2}} \right), \quad (15)$$

where we truncated the expression at $\mathcal{O}(p^3)$ and $r = M_\pi/m_0$ as above. Note that corrections to the baryon mass m_B due to transitions to decuplet baryons with the mass m_{D0} were first considered in Ref. [27]. For completeness, we collect the corresponding $m_\ell = m_s$ expectations in Appendix A.

In the case of the axial charges g_A^B , the finite volume corrections given in Appendix A have a sign opposite to the trend of the lattice data. It appears that—just like in the infinite volume case—the effect of decuplet baryons needs to be included, introducing three additional LECs which cannot be resolved at present. Therefore, we combine the infinite volume $\mathcal{O}(p^2)$ ChPT expectation with the dominant ChPT finite volume term

$$g_A^B(L) = g_A^B + c_V^B \xi \frac{\exp(-LM_\pi)}{\sqrt{LM_\pi}}, \quad (16)$$

where c_V^B is a free phenomenological coefficient.

III. LATTICE SET-UP

We discuss the gauge ensembles used. Subsequently, we summarize our determination of the relevant observables, including—where applicable—their renormalization and order a improvement. We then list the results for the analysed ensembles and detail our continuum, infinite volume and chiral extrapolation strategy.

A. Gauge ensembles

In our analysis we employ ensembles generated with $N_f = 3$ flavours of non-perturbatively $\mathcal{O}(a)$ -improved Wilson fermions with the tree-level Symanzik-improved gauge action. Most of the ensembles were produced within the Coordinated Lattice Simulations (CLS) [3] effort. Here we only focus on the subset of ensembles with degenerate quark masses $m_u = m_d = m_s$.

The ensembles come with either periodic or open boundary conditions in time [37], where the latter choice is necessary at the two finest lattice spacings to circumvent the freezing of the topological charge and thus to ensure ergodicity [38]. On ensembles with open boundary conditions measurements are taken far away from the boundaries, where translational symmetry in time is restored within statistical precision.

In total we analysed fifteen ensembles where the simulated parameter space is illustrated in Fig. 1. More details can be found in Table I. We cover a range of six different lattice spacings $0.039 \text{ fm} \lesssim a \lesssim 0.098 \text{ fm}$, the pion masses range from around 430 MeV down to 240 MeV and volumes are realized between $3.3 \leq LM_\pi \leq 6.4$ where $LM_\pi \geq 4$ for the majority of the ensembles.

B. Analysis methods

The scale parameters t_0/a^2 and t_0^*/a^2 as well as the quark mass from the axial Ward identity (AWI), the pseudoscalar meson mass and the octet baryon mass have been obtained within an extensive RQCD analysis [12] of the light hadron spectrum on all the available CLS gauge ensembles. For the present purpose we only require these results for the subset of $m_\ell = m_s$ ensembles. Details on the computation of the two-point correlation functions $C_{2\text{pt}}(t)$, the extraction of the ground state masses and the statistical methods applied to account for autocorrelation effects and to compute covariance matrices between these quantities will be described in Ref. [12]. In Fig. 2 we show as an example the effective mass in lattice units for the nucleon

$$am_{\text{eff}}^N(t + a/2) = \log \left(\frac{C_{2\text{pt}}(t)}{C_{2\text{pt}}(t + a)} \right), \quad (17)$$

together with the extracted ground state mass $am_N = am_B$, on the ensemble B450. $C_{2\text{pt}}(t)$ in this case is a

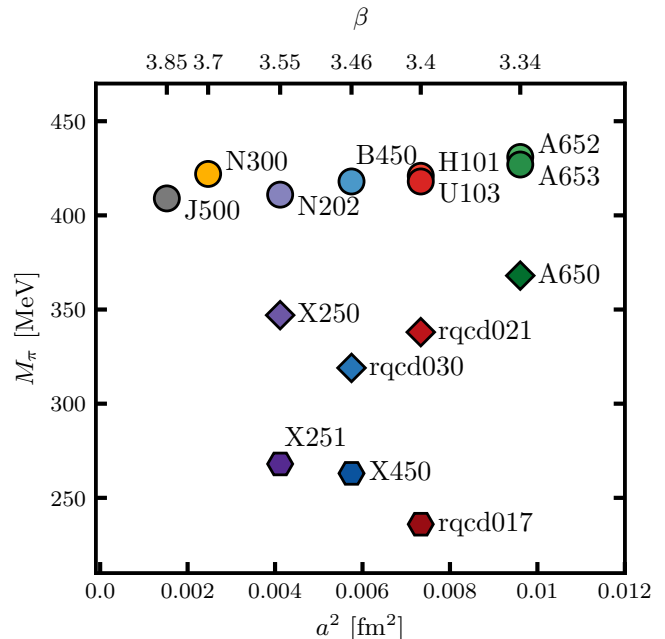


FIG. 1. The parameter landscape of the ensembles listed in Table I. The same colour coding will be used throughout this article to identify the individual ensembles.

TABLE I. The gauge ensembles analysed in this work. The rqcxyz ensembles were generated by RQCD using the BQCD code [39], whereas all the other ensembles were generated within the CLS effort [3]. The fourth column labels periodic (p) and open (o) boundary conditions, respectively. The lattice spacings a were determined in Refs. [4, 9, 12].

Ensemble	β	$a[\text{fm}]$	bc	$N_t \cdot N_s^3$	$M_\pi[\text{MeV}]$	LM_π	N_{config}
● A652	3.34	0.098	p	$48 \cdot 24^3$	431	5.14	4995
● A653			p	$48 \cdot 24^3$	427	5.09	2525
◆ A650			p	$48 \cdot 24^3$	368	4.4	2328
● H101	3.4	0.086	o	$96 \cdot 32^3$	421	5.85	2000
● U103			o	$128 \cdot 24^3$	418	4.35	2475
◆ rqc021			p	$32 \cdot 32^3$	338	4.7	1541
● rqc017			p	$32 \cdot 32^3$	236	3.27	2468
● B450	3.46	0.076	p	$64 \cdot 32^3$	418	5.15	1612
◆ rqc030			p	$64 \cdot 32^3$	319	3.94	1224
● X450			p	$64 \cdot 48^3$	263	4.87	400
● N202	3.55	0.064	o	$128 \cdot 48^3$	411	6.43	884
◆ X250			p	$64 \cdot 48^3$	347	5.43	345
● X251			p	$64 \cdot 48^3$	268	4.19	436
● N300	3.7	0.05	o	$128 \cdot 48^3$	422	5.11	1520
● J500	3.85	0.039	o	$192 \cdot 64^3$	409	5.2	751

baryonic two-point function. For this, the pion two-point function and the baryon three-point functions, we employ Wuppertal smearing [40] at the source and the sink, using spatially APE-smear [41] gauge transporters. The root mean squared quark smearing radii range from about 0.6 fm (for $M_\pi \approx 420$ MeV) up to about 0.75 fm (for

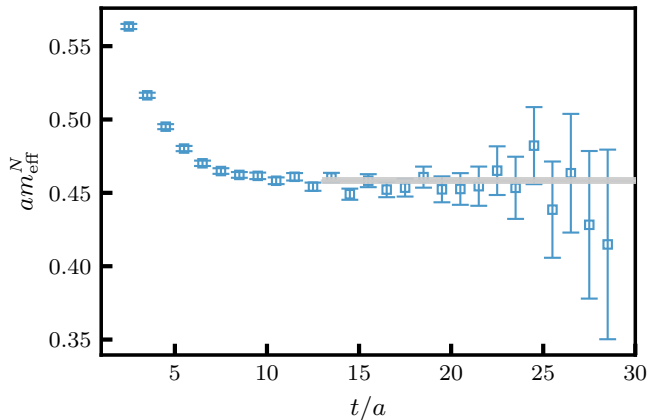


FIG. 2. Effective mass (see Eq. (17)) of the baryon on ensemble B450. The grey horizontal error band indicates the fit range and the extracted ground state mass.

$M_\pi \approx 230$ fm), see Table 2 of Ref. [42].

The pion decay constant and the AWI quark mass are also obtained from two-point functions, using similar methods as for the pseudoscalar mass. However, in this case the two-point functions are only smeared at the source. We follow the strategy detailed in Refs. [43] and [44]. The calculation of the octet axial charges g_A^B for the nucleon and the Σ baryon is part of a long term project [10]. The baryon three-point functions $C_{3\text{pt}}(t, \tau, J)$, are computed using the sequential source method [45], (approximately) realizing four distinct source-sink separations $t/\text{fm} \in \{0.7, 0.8, 1.0, 1.2\}$ in order to control excited state contamination. The local current $J_{ud} = J_u - J_d$, where $J_q = \bar{q}\gamma_\mu\gamma_5q$ is inserted at the time τ . Note that since $m_u = m_d$, no quark line-disconnected contributions appear. For definiteness with respect to the quark content we choose $N = p \sim uud$, $\Sigma = \Sigma^+ \sim uus$ and $\Xi = \Xi^0 \sim ssu$. Since the Cartan subgroup of SU(3) has rank two, in the case of exact SU(3) flavour symmetry ($m_\ell = m_s$) all the axial charges g_A^B can be written as combinations of just two fundamental charges \bar{F} and \bar{D} :

$$g_A^N = \bar{F} + \bar{D}, \quad g_A^\Lambda = 0, \quad g_A^\Sigma = 2\bar{F}, \quad g_A^\Xi = \bar{F} - \bar{D}. \quad (18)$$

Here we choose g_A^N and g_A^Σ as our basis. The combinations

$$\bar{F} = \frac{1}{2}g_A^\Sigma \xrightarrow{m \rightarrow 0} F, \quad \bar{D} = g_A^N - \frac{1}{2}g_A^\Sigma \xrightarrow{m \rightarrow 0} D \quad (19)$$

approach the LECs F and D in the chiral limit.

The matrix element of interest for a baryon B can be obtained from a fit to the ratio of three-point over two-point functions

$$R^B(t, \tau, J_{ud}) = \frac{C_{3\text{pt}}^B(t, \tau, J_{ud})}{C_{2\text{pt}}^B(t)} \xrightarrow{t, \tau \rightarrow \infty} g_A^B, \quad (20)$$

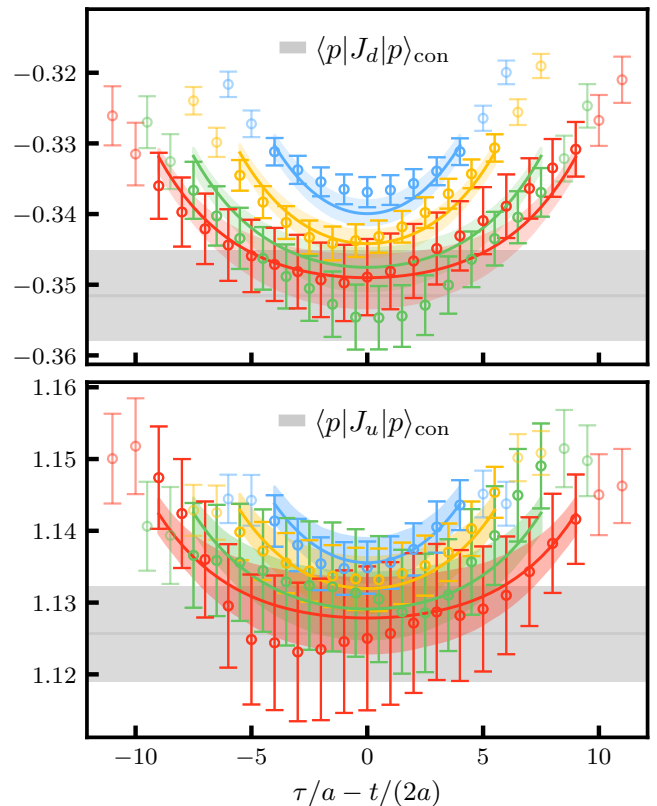


FIG. 3. Simultaneous fit to all four source-sink separations of the ratios for $\langle p|J_d|p\rangle_{\text{con}} = \bar{F} - \bar{D}$ and $\langle p|J_u|p\rangle_{\text{con}} = 2\bar{F}$ on the ensemble N300. Only the dark symbols are included in the fit. The grey band shows the ground state contribution and its error.

see, e.g., Ref. [46], for details. As an example, we show in Fig. 3 for the ensemble N300 a simultaneous fit for $J \in \{J_u, J_d\}$,¹ to the ratios

$$R_{\text{con}}^p(t, \tau, J) = b_{0,J} + b_{1,J}e^{-\Delta m t/2} \cosh(\Delta m(\tau - t/2)) + b_{2,J}e^{-\Delta m t} \quad (21)$$

for the proton, employing one and the same excited state mass gap Δm in both channels, where the subscript “con” indicates that we only consider the quark line-connected Wick contractions. Exploiting the fact that all the quarks are mass-degenerate, this gives the matrix elements $b_{0,J_u} = g_A^\Sigma = 2\bar{F}$ and $b_{0,J_d} = g_A^\Sigma - g_A^N = \bar{F} - \bar{D}$. The bootstrap error analysis is carried out using binned data with a bin size that is large compared to the integrated autocorrelation time, with the bootstraps matched to those of the other observables so that in the subsequent analysis all correlations can be taken into account.

¹ We take the differences of a proton with spin-up and spin-down along the direction k .

TABLE II. Results for the ensembles used in this work. The scale parameter t_0/a^2 , the renormalized pion decay constant F_π (where $F_\pi = f_\pi/\sqrt{2}$), the pion mass M_π , the baryon mass m_B , the RGI quark mass m as well as the renormalized axial charges for the nucleon g_A^N and the Σ baryon g_A^Σ , respectively.

Ensemble	t_0/a^2	aF_π	aM_π	am_B	am	g_A^N	g_A^Σ
A652	2.1697(56)	0.04985(29)	0.2140(10)	0.5842(41)	0.02072(21)		
A653	2.1729(50)	0.04980(25)	0.21245(93)	0.5855(37)	0.02050(20)	1.1670(85)	0.8903(61)
A650	2.2878(72)	0.04598(36)	0.1835(13)	0.5469(54)	0.01547(21)	1.1489(94)	0.8822(74)
H101	2.8545(81)	0.04499(23)	0.18286(57)	0.5074(18)	0.01796(10)	1.1818(87)	0.9014(78)
U103	2.8815(57)	0.04386(57)	0.18158(60)	0.5193(30)	0.01745(10)	1.1334(74)	0.8692(72)
rqcd021	3.032(15)	0.04084(23)	0.14702(88)	0.4508(47)	0.01172(12)	1.1548(90)	0.873(12)
rqcd017	3.251(13)	0.03505(68)	0.1022(15)	0.388(13)	0.00548(21)		
B450	3.663(11)	0.03999(13)	0.16103(49)	0.4582(24)	0.016154(82)	1.1723(58)	0.8962(71)
rqcd030	3.914(15)	0.03535(18)	0.12221(68)	0.3957(90)	0.009460(80)	1.1437(89)	0.8723(70)
X450	3.9935(92)	0.03358(21)	0.10144(62)	0.3764(61)	0.006574(57)	1.175(10)	0.894(11)
N202	5.165(14)	0.03419(18)	0.13389(35)	0.3799(18)	0.013802(46)	1.1806(58)	0.9026(70)
X250	5.283(28)	0.03195(19)	0.11321(39)	0.3597(51)	0.009880(47)	1.1650(89)	0.8884(93)
X251	5.483(26)	0.02932(21)	0.08684(40)	0.3185(85)	0.005812(47)	1.165(13)	0.889(14)
N300	8.576(21)	0.02680(12)	0.10647(38)	0.3035(13)	0.011332(30)	1.1639(86)	0.884(17)
J500	14.013(40)	0.02106(11)	0.08119(34)	0.2313(26)	0.008755(21)	1.1514(50)	0.8873(84)

C. Non-perturbative renormalization and improvement

The quark mass, the pion decay constant and the axial charges need to be renormalized. We also $\mathcal{O}(a)$ -improve these observables. Regarding the renormalization of the axial currents, we use the factors $Z_{A,sub}^l(g^2)$ of Ref. [47], obtained with the chirally rotated Schrödinger functional approach, as parameterized in their interpolation formula (C.7). The renormalization factor $Z_M(g^2) = Z_A(g^2)/Z_P(g^2)$, required to translate the AWI quark mass m^{AWI} into the renormalization group invariant (RGI) [48, 49] mass m , is given in Eq. (5.6) of Ref. [50]. We emphasize that both these factors have been computed entirely non-perturbatively. Using the improvement coefficients $b_A(g^2)$, $\tilde{b}_A(g^2)$, $b_P(g^2)$ and $\tilde{b}_P(g^2)$ [51], the observables can be renormalized and fully $\mathcal{O}(a)$ -improved at each value of the lattice coupling $g^2 = 6/\beta$ as follows:

$$m = Z_M \left[1 + am^{\text{latt}}(b_A - b_P + 3\tilde{b}_A - 3\tilde{b}_P) \right] m^{\text{AWI}}, \quad (22)$$

$$F_\pi = Z_A \left[1 + am^{\text{latt}}(b_A + 3\tilde{b}_A) \right] F_\pi^{\text{latt}}, \quad (23)$$

$$g_A^B = Z_A \left[1 + am^{\text{latt}}(b_A + 3\tilde{b}_A) \right] g_A^{B,\text{latt}}, \quad (24)$$

where $am^{\text{latt}} = (\kappa^{-1} - \kappa_{\text{crit}}^{-1})/2$ is the lattice quark mass, κ_{crit} is determined in Ref. [12] and we have assumed $m_\ell = m_s = \frac{1}{3} \text{tr} M$. The uncertainties of the renormalization factors and improvement coefficients are incorporated in the statistical analysis by means of pseudo-bootstrap distributions.

TABLE III. Values for t_0^*/a^2 for each β -value taken from [12].

β	3.34	3.4	3.46	3.55	3.7	3.85
$\frac{t_0^*}{a^2}$	2.219(7)	2.908(3)	3.709(3)	5.180(4)	8.634(10)	13.984(31)

D. Lattice results

We will fit the squared pion mass M_π^2 and the pion decay constant F_π simultaneously as functions of the RGI quark mass m , whereas we parameterize the dependence of the baryon mass m_B and of the axial charges g_A^N and g_A^Σ in terms of the pion mass. Regarding the continuum limit extrapolation, the quantities t_0 and t_0^* are required, as described below in more detail. In Table II we summarize the corresponding results in lattice units for all the ensembles, with the exception of t_0^*/a^2 , listed in Table III, whose values are common to all ensembles that share the same gauge coupling. Note that no axial charges have been determined on the ensembles A652 and rqcd017. However, ensemble A653 is very similar to A652 in terms of the simulation parameters while the rqcd017 volume is rather small and finite volume effects can be substantial, in particular for the axial charges.

E. Extrapolation strategy

A reliable extraction of the LO SU(3) LECs in the chiral limit requires a chiral, infinite volume and continuum limit extrapolation. Ideally, one would carry out simultaneous fits to all the observables. In particular, the mesonic LEC F_0 also appears within the ChPT expansions of the baryonic observables. In principle, this is possible and we even have the full covariance matrices

available between aM_π , am , aF_π , am_B , g_A^N and g_A^Σ , however, the former three observables are much more precise in terms of their statistical accuracy than the baryonic ones. Therefore, any impact of the baryonic results onto the mesonic LECs should be negligible and we opt for a two stage procedure, first determining the mesonic LECs and then using the resulting value for $F_0/\sqrt{8t_{0,\text{ch}}}$ within the extraction of the baryonic LECs.

For the action, the axial current (needed for F_π , g_A^B and m) and the pseudoscalar current (needed for m), $\mathcal{O}(a)$ improvement is implemented non-perturbatively. Therefore, if we would simulate at a fixed lattice spacing a , we would have full $\mathcal{O}(a)$ improvement. However, instead we keep the unimproved, bare lattice coupling g^2 fixed which results in a correction term $\propto a \text{tr} M$ for quantities aQ , that are measured in lattice units.² This term cancels when constructing dimensionless combinations $(\sqrt{8t_0}a^{-1})(aQ)$, using the scale parameter t_0/a^2 on the same ensemble. Therefore, to achieve full $\mathcal{O}(a)$ -improvement while varying the quark mass, we rescale all quantities $aQ \mapsto \sqrt{8t_0}Q$. This means that at the end of the analysis the dimensionful LECs m_0 , F_0 and B_0 will be obtained in units of $\sqrt{8t_{0,\text{ch}}}$, which can then be converted into physical units.

The continuum fit functions $X(\mathcal{M}, L, a = 0)$, where $\mathcal{M} = \sqrt{8t_0}m$ and $\mathcal{M} = 8t_0M_\pi^2$, respectively, for mesonic observables $X \in \{8t_0M_\pi^2, \sqrt{8t_0}F_\pi\}$ and baryonic observables $X \in \{\sqrt{8t_0}m_B, g_A^N, g_A^\Sigma\}$, are summarized in Eqs. (1)–(9) and (12)–(16). Note that the dependence $t_0 = t_{0,\text{ch}}[1 + k_1x + (k_{20} + k_{21}\mathcal{L})x^2 + \dots]$ [52] does not interfere with the universal ChPT logs and therefore neither the functional forms of the continuum formulae nor the LECs are affected by the rescaling of all dimensionful quantities in units of t_0 . Nevertheless, we remark that some of the higher order LECs, which we do not determine here, would require some knowledge about the LECs k_1 etc., that are associated with t_0 . Regarding the lattice spacing-dependence, we assume the factorization

$$X(\mathcal{M}, L, a) = X(\mathcal{M}, L, 0) \cdot \left[1 + \frac{a^2}{8t_0^*} (c_a^X + \bar{c}_a^X 8t_0M_\pi^2) \right] \quad (25)$$

into the continuum parametrization times mass-independent and mass-dependent lattice spacing effects, where c_a^X and \bar{c}_a^X are independent fit parameters for each observable X .

We will estimate the systematic errors of the LECs by varying the fit model and by employing different cuts on the ensembles that enter the fit:

1. no cut: including all the available data points,

² In fact this mass-dependent shift of the improved lattice coupling also affects the renormalization factors of the axial and pseudoscalar currents but this effect has been accounted for within the definition of the improvement coefficients \bar{b}_A and \bar{b}_P [51] of Eqs. (22)–(24).

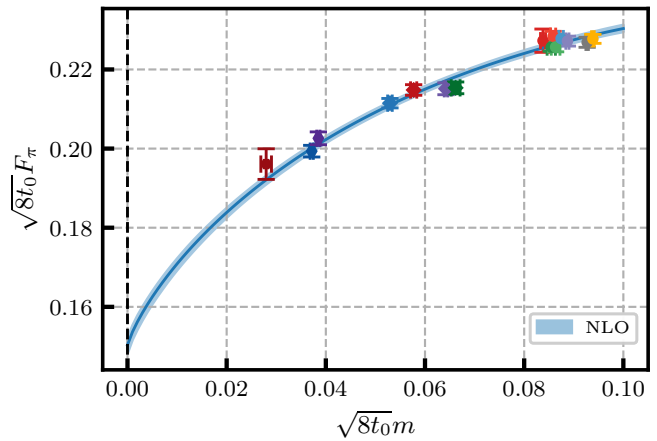


FIG. 4. Extrapolation of the pion decay constant F_π to the chiral limit. The data points are corrected for discretization and finite volume effects according to the parameters obtained from a combined fit to the pseudoscalar decay constant and mass on all the available data points employing the NLO ChPT ansatz. The blue band shows the NLO expression for the quark mass dependence.

2. pion mass cut: excluding all ensembles with $M_\pi > 400$ MeV,
3. lattice spacing cut: excluding the coarsest lattice spacing, i.e., the ensembles with $a \approx 0.098$ fm,
4. volume cut: excluding all ensembles with $LM_\pi < 4$.

We then carry out the model averaging procedure described in Appendix B.

IV. RESULTS AND DISCUSSION

We determine the LO SU(3) mesonic LECs as well as the LO SU(3) octet baryonic LECs and compare the results with values from the literature.

A. Mesonic LECs

The LO mesonic LECs B_0 and F_0 are determined by simultaneous fits to the pseudoscalar mass and decay constant as functions of the quark mass, the volume and the lattice spacing as described above. The fits are carried out including the errors of and the correlations between the pion decay constant, the pseudoscalar mass and the quark mass within each ensemble. The resulting χ^2 -values are fully correlated.

Including only the mass-independent discretization terms of Eq. (25) and carrying out fits employing the NLO ChPT expressions, i.e., truncating the quark mass and the volume dependence at $\mathcal{O}(x)$, we are able to resolve all parameters reasonably well. Figures 4 and 5 il-

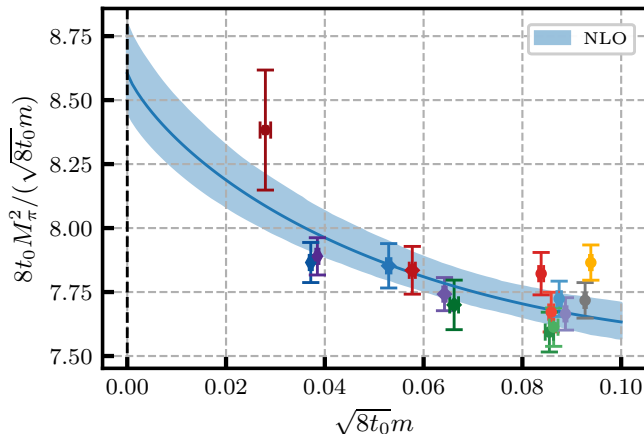


FIG. 5. The same as Fig. 4 for the ratio of the squared pion mass over the quark mass M_π^2/m .

illustrate the resulting quark mass-dependence of the pseudoscalar decay constant and the squared pion mass, respectively, from a combined fit to all the available data points. This fit to 30 points requires six parameters ($\sqrt{8t_0}B_0$, $\sqrt{8t_0}F_0$, a_{10} , b_{10} , $c_a^{M_\pi}$ and $c_a^{F_\pi}$) while the coefficients of the logs, $a_{11} = 1/3$ and $b_{11} = -3/2$, are fixed, see Eqs. (4) and (5). For a better visualization of the deviations from the linear GMOR, in Fig. 5 we have divided the squared pion mass by the quark mass (all in units of $8t_0$). This ratio approaches the GMOR expectation $2B_0\sqrt{8t_{0,\text{ch}}}$ in the chiral limit. The deviation from a linear dependence is caused by b_{11} . This, as well as the curvature observed in Fig. 4 that is due to a_{11} , is in agreement with the data.

Since this simple fit describes the data very well, adding further parameters does not improve the situation: allowing for the mass-dependent discretization terms $\bar{c}_a^X \neq 0$ in Eq. (25), does not significantly change the values of χ^2/N_{dof} , F_0 or B_0 . However, the errors for the fit parameters c_A^X , a_{10} and b_{10} increase considerably and on the reduced data sets, when incorporating the cuts described at the end of Sec. III E, stable fits become impossible. Similarly, when allowing for the $\mathcal{O}(x^2)$ (NNLO) terms in the continuum fit functions (2) and (3), the statistical errors of all parameters increase while the higher order parameters are either comparable with zero or cannot be resolved reliably due to cancellations. After exploring these alternative parametrizations, we decided, in view of the range and quality of the present data, only to include the four parameter NLO continuum fit in conjunction with the two parameters that account for mass-independent $\mathcal{O}(a^2)$ effects into our analysis, and to explore the parametrization uncertainty by imposing the cuts on the data that are defined in Sec. III E. Carrying out the fits on these four sets of ensembles and performing the model averaging procedure as described

TABLE IV. Results for the LO mesonic LECs F_0 and B_0 in units of $1/\sqrt{8t_{0,\text{ch}}} = 469(7)$ MeV obtained from fits to the NLO ChPT expression and different subsets of the parameter space spanned. The subsets are defined at the end of Sec. III E.

Fit	χ^2/N_{dof}	$\sqrt{8t_{0,\text{ch}}}F_0$	$\sqrt{8t_{0,\text{ch}}}B_0$
1	0.9322	0.1504(19)	4.302(81)
2	0.7146	0.1565(30)	4.10(14)
3	0.3444	0.1485(22)	4.118(86)
4	1.0500	0.1489(22)	4.364(89)

in Appendix B, we obtain

$$\sqrt{8t_{0,\text{ch}}}F_0 = 0.1502_{(29)}^{(56)}, \quad \sqrt{8t_{0,\text{ch}}}B_0 = 4.22_{(16)}^{(15)}, \quad (26)$$

where the errors include the systematics. The individual results for each fit are listed in Table IV and compiled in Fig. 6, where also the final result is indicated.

B. Baryonic LECs

In analogy to the analysis of the mesonic observables, we carry out a simultaneous extrapolation of the octet baryon mass and the axial charges for the nucleon and the Σ baryon. The continuum expressions for the dependence of these three observables on the pion mass and the lattice extent L are given in Eqs. (6)–(9), (15) and (16). Again, lattice spacing effects are parameterized as in Eq. (25). For the decay constant F_0 , that enters in the definition of ξ , we use the result obtained in Sec. IV A. HBChPT should give the same set of LO LECs m_0 , F and D as BChPT in the EOMS prescription. To investigate the impact of different truncations of the chiral expansion, in addition to the BChPT fits, we also carry out a HBChPT analysis, replacing the loop function (7) $f_B(r) \mapsto -\pi$.

The pion mass dependence of the axial charges appears to be mild. As already pointed out at the end of Sec. II A, the logarithmic corrections suggested by ChPT without decuplet loops differ in sign from what the data suggest and this—within our window of pion masses—can only be compensated for by corrections of $\mathcal{O}(\xi^{3/2})$ and higher and/or by including effects of the decuplet baryons, adding the additional LECs Δ , \mathcal{C} and \mathcal{H} . The same observation is made regarding finite volume effects, whose sign can only be reconciled with the data if decuplet loops are included. We list the relevant formulae in Appendix A but we cannot explore these additional contributions, given the statistical error of our present data. Therefore, regarding the axial charges, we opt for the NLO ($\mathcal{O}(p^2)$) analysis and truncate Eqs. (8) and (9) at $\mathcal{O}(\xi)$. Regarding the finite volume effects, we restrict ourselves to the leading term (16), with phenomenological coefficients c_V^N and c_V^Σ . Turning to the baryon mass, we are able to employ the full NNLO ($\mathcal{O}(p^3)$) expressions, both for the pion mass-dependence and the finite volume

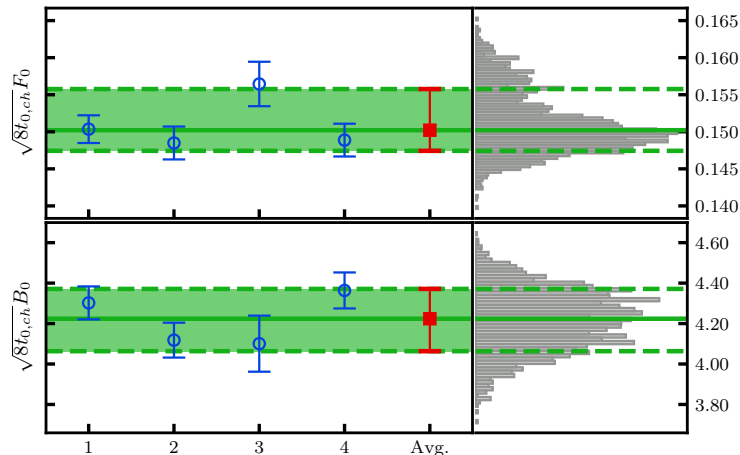


FIG. 6. Final result for F_0 and B_0 (red point and green error band) obtained from individual fits (blue points) by performing the model averaging procedure described in Appendix B. The model averaged distribution is shown as a histogram on the right where also the median and the 68% confidence level interval are indicated (green lines).

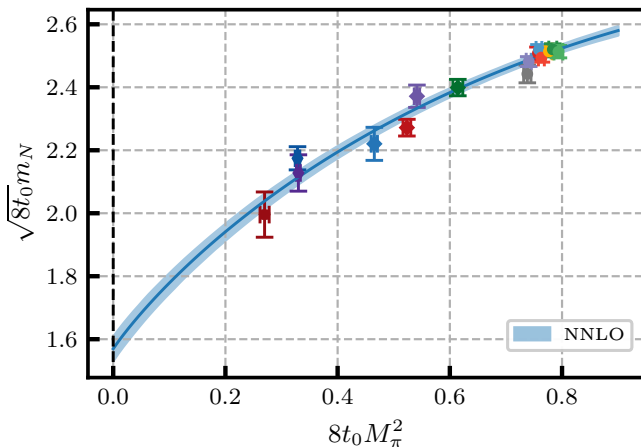


FIG. 7. Extrapolation of the nucleon mass m_N to the chiral limit. The data points are corrected for discretization and finite volume effects according to the parameters obtained from a combined fit to the nucleon mass and the two axial charges on all the available data points. The blue band shows the NNLO BChPT expression for the pion mass dependence.

behaviour. We also found the baryon mass data to be well described when including decuplet loops, however, in this case, the LEC \mathcal{C} is found to be compatible with zero within large errors, suggesting that the impact of the decuplet on the octet baryon mass is small.

In Figs. 7 and 8 the pion mass dependencies of the nucleon mass and of the axial charges are shown, respectively, for a combined fit to all the available data points. The fit is to 41 data points (15 ensembles for m_B and 13 ensembles for each of the axial charges) and requires 11 parameters, m_0 , F , D , \bar{b} , c_N , c_Σ , c_V^N , c_V^Σ , c_a^N , $c_a^{g^N}$ and $c_a^{g^\Sigma}$: six (combinations of) LECs, two finite volume

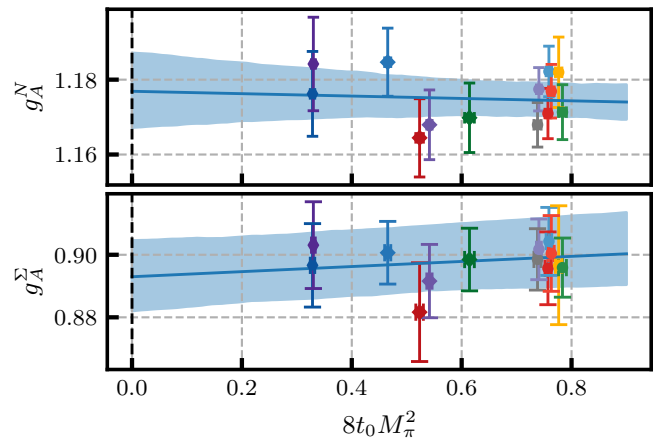


FIG. 8. The same as Fig. 7 for the axial charges of the nucleon and the Σ baryon. The blue band shows the NLO ($\mathcal{O}(p^2)$) chiral extrapolation.

parameters for the axial charges and three parameters to describe discretization effects. We carry out the same variations of the data set as in the meson case. In addition, we explore both BChPT and HBChPT for the pion mass-dependence of the baryon mass, giving eight distinct results that are collected in Table V and shown in Fig. 9. We find BChPT to give better fit qualities than HBChPT which is why the former fits dominate the averaging procedure. The BChPT results for m_0 are systematically larger than those of HBChPT which suggests a larger curvature of the data. Since D and F are mostly determined by the axial charges, where to the order that we employ no difference between BChPT and HBChPT exists, these values are largely unaffected by

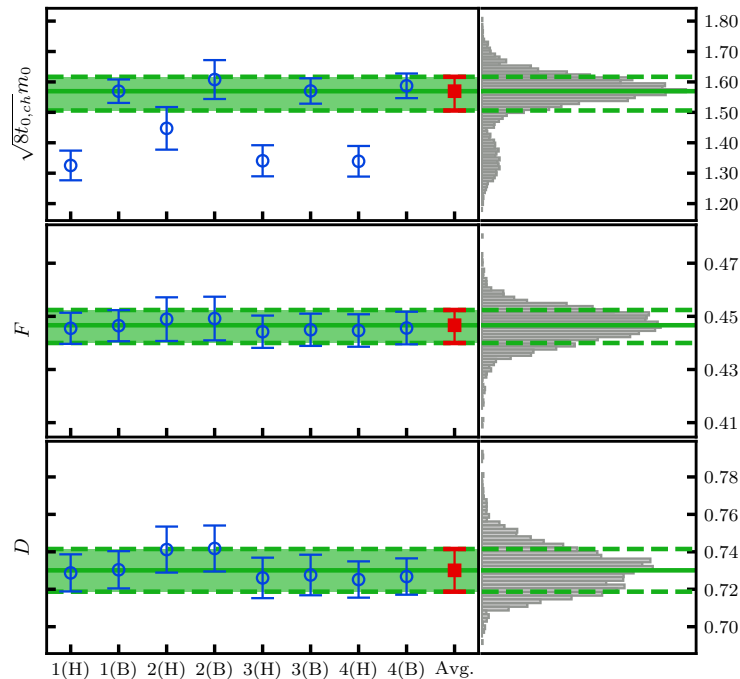


FIG. 9. The same as Fig. 6 but for m_0 , F and D . For each cut there are two data points: BChPT (B) and HChPT (H).

TABLE V. Results for the LO baryonic LECs m_0 (octet baryon mass in the chiral limit), F and D obtained from fits to the BChPT (B) and HChPT (H) expressions on different subsets of ensembles. The subsets are defined at the end of Sec. III E.

Fit	χ^2/N_{dof}	$\sqrt{8t_{0,\text{ch}}}m_0$	F	D
1 (H)	1.1710	1.325(49)	0.4455(59)	0.729(10)
1 (B)	0.9451	1.570(39)	0.4465(59)	0.730(10)
2 (H)	1.4793	1.447(70)	0.4489(82)	0.741(12)
2 (B)	1.2450	1.608(64)	0.4492(82)	0.742(12)
3 (H)	1.3788	1.341(51)	0.4442(61)	0.726(11)
3 (B)	1.1174	1.570(42)	0.4449(61)	0.728(11)
4 (H)	1.2265	1.339(50)	0.4447(61)	0.725(10)
4 (B)	0.9689	1.587(41)	0.4456(61)	0.727(10)

the parametrization. The final, averaged results read:

$$\sqrt{8t_{0,\text{ch}}}m_0 = 1.57_{(6)}^{(5)}, \quad F = 0.447_{(7)}^{(6)}, \quad D = 0.730_{(11)}^{(11)}. \quad (27)$$

Again, the errors include the systematics of the extrapolation.

C. Comparison with other recent determinations

We employ the value $(8t_{0,\text{ch}})^{-1/2} = \mu = 469(7)$ MeV to convert our results into physical units. As explained in Sec. II A, this value is obtained by combining $t_{0,\text{ch}}/t_0^* =$

$1.037(5)$ [12] with $(8t_0^*)^{-1/2} = 478(7)$ MeV [13]. The mesonic LECs (with systematic uncertainties included in the errors) then read

$$F_0 = 70_{(2)}^{(3)} \text{ MeV}, \quad \Sigma_0^{1/3}(\text{RGI}) = 214_{(5)}^{(7)} \text{ MeV}, \quad (28)$$

where $\Sigma_0 = B_0 F_0^2$. Note that $\Sigma_0(\text{RGI})$ refers to the value of the chiral condensate in the RGI scheme with $N_f = 3$ active sea quark flavours. Using version 3 of the MATHEMATICA implementation of the RUNDEC package [53, 54] at five loop accuracy in the quark mass anomalous dimension- and the β -functions, we obtain the conversion factor $m(\text{RGI}) = 1.330(14)(7)m(\overline{\text{MS}}, 2 \text{ GeV})$ for the quark mass between the RGI and the $\overline{\text{MS}}$ schemes.³ The first error corresponds to the uncertainty of the three-flavour Λ -parameter [13], whereas the second error is the difference between five- and four-loop running. Using the scale-independence of $m\Sigma_0$ and taking the third root, we obtain

$$\Sigma_0^{1/3}(\overline{\text{MS}}, 2 \text{ GeV}) = 236_{(6)}^{(7)} \text{ MeV}. \quad (29)$$

Fig. 10 shows a comparison of our results for F_0 and Σ_0 with the most recent determinations from SU(3) ChPT analyses of other groups, also see the present FLAG report [1] for a detailed discussion. One issue with $N_f = 2 + 1(+1)$ simulations is that the strange quark mass is

³ The normalization of the RGI mass used in RUNDEC3 differs from the one we employ. References [1, 48, 49] share our convention.

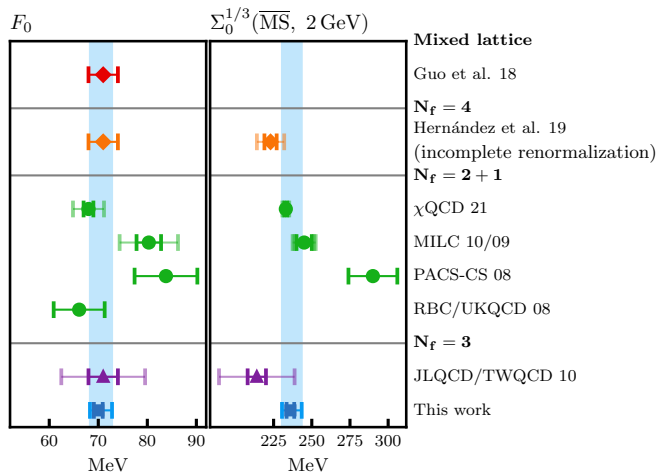


FIG. 10. Comparison with the most recent SU(3) ChPT determinations of F_0 and $\Sigma_0 = B_0 F_0^2$ from other groups. The latter is in the $\overline{\text{MS}}$ scheme at the scale 2 GeV with three active flavours. Note that the result labelled “ $N_f = 4$ ” is for the $N_f = 3$ LECs, however, extrapolated from $N_f = 4$ simulations at different numbers of colours. Dark error bars correspond to the statistical error only, whereas the lighter error bars include a systematic error estimate, added in quadrature.

usually kept close to its physical value, which limits the sensitivity of observables to the deviation of F_0 and B_0 from their SU(2) ChPT counter parts and necessitates partially quenched analyses. The only other simulation with $N_f = 3$ mass-degenerate quarks was carried out over a decade ago by JLQCD/TWQCD [55].

From an analysis of several lattice data sets Guo *et al.* [56] estimated $F_0 = 71(3)$ MeV. Hernández *et al.* [57] find from a large N_c scaling analysis of $N_f = 4$ and $N_c = 3-6$ lattice data $F_0 = 71(3)$ MeV and $\Sigma_0^{1/3} = 223(4)(8)$ MeV for $N_f = N_c = 3$. Simulating $N_f = 3$ flavours, JLQCD/TWCQD [55] determine $F_0 = 71(3)(8)$ MeV and $\Sigma_0 = 214(6)(24)$ MeV. Employing $N_f = 2 + 1$ flavour simulations, the most recent determinations of F_0 are 68(1)(3) MeV by χ QCD [8], 80.3(2.5)(5.4) MeV by MILC [58], 66.1(5.2) MeV by RBC/UKQCD [59] and 83.8(6.4) MeV by PACS-CS [60]. For $\Sigma_0^{1/3}$ in the $\overline{\text{MS}}$ scheme at 2 GeV, χ QCD [8] find 233(1)(2) MeV, MILC [61] quote 245(5)(4)(4) MeV, while PACS-CS [60] report 290(16) MeV. In summary, all the results for the mesonic LECs agree within their errors, with the exception of PACS-CS [60], in particular regarding the chiral condensate.

A compilation of the most recent results for the octet baryon mass in the SU(3) chiral limit is shown in Fig. 11. Our result, including the systematic uncertainties and converted into physical units, reads

$$m_0 = 736_{(32)}^{(25)} \text{ MeV.} \quad (30)$$

Carrying out SU(3) HBChPT or BChPT analyses of data from $N_f = 2 + 1$ flavour simulations for m_0 ,

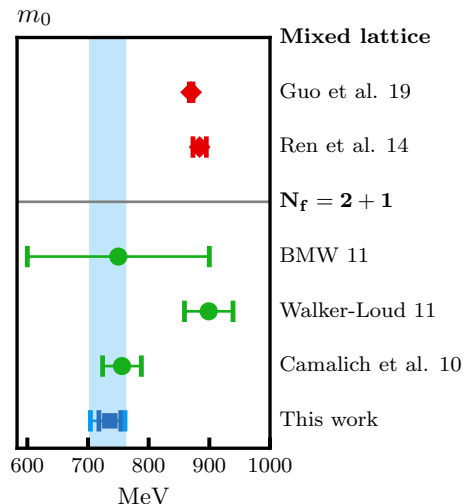


FIG. 11. Comparison with the most recent determinations of the octet baryon mass in the $N_f = 3$ chiral limit m_0 , obtained from fits to Lattice QCD results.

Walker-Loud [6] predicts 899(40) MeV, BMW [62] find 750(150) MeV and Martin Camalich *et al.* [63] obtain 756(32) MeV. Investigating multiple lattice data sets, Guo *et al.* [64, 65] obtain 870(3) MeV (mean and error estimated from the two fit results quoted in Ref. [65]) and Ren *et al.* [66] 884(11) MeV. A number of earlier results exists [23, 67–70], which are not displayed in the figure. While it is difficult to estimate realistic errors for the two very global fits to lattice data [64, 66], there is disagreement between our results and Walker-Loud [6] who obtains a much larger value.

In Fig. 12 we compare our results (27) for the baryonic LECs F and D with results obtained from lattice as well as phenomenological determinations. From a lattice QCD calculation of the axial charges, Lin and Orginos [71] determine $F = 0.453(5)(19)$ and $D = 0.715(6)(29)$ with $N_f = 2 + 1$ flavours. Later Savanur and Lin [72] find $F = 0.438(7)(6)$ and $D = 0.708(1)(6)$, this time with $N_f = 2 + 1 + 1$ flavours. Both values, however, refer to the physical quark mass point, where the definition of F and D is ambiguous, rather than to the chiral limit. From the baryon masses, Walker-Loud [6] finds $F = 0.47(3)$ and $D = 0.70(5)$. Most phenomenological predictions are inferred from semileptonic hyperon decays. A selection of such analyses contains Jenkins *et al.* [27], Savage *et al.* [73], Flores *et al.* [74], Cabibbo *et al.* [75], Ratcliffe [76] and Ledwig *et al.* [26]. Regarding F , there is no clear contradiction when comparing any pair of results within the stated errors. With respect to D , however, Flores *et al.* [74] and Cabibbo *et al.* [75]—while obtaining central values very similar to those of Savage *et al.* [73] and Ratcliffe [76]—are at variance with the lattice determinations, within their errors. Note that the lattice results agree with each other, however, this should change if the precision was

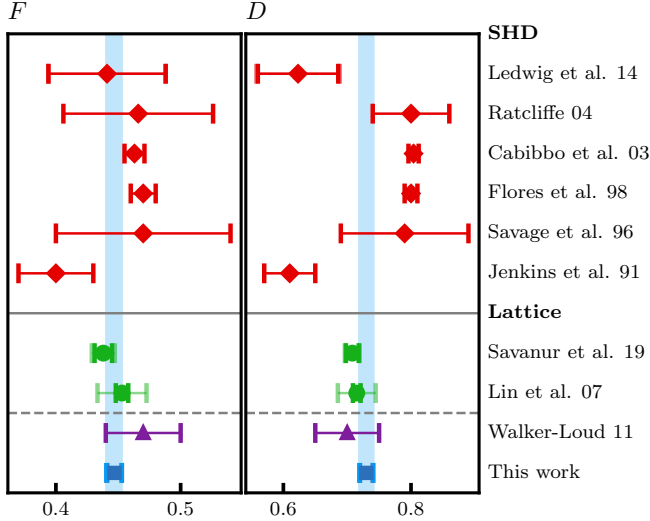


FIG. 12. Comparison of our results for the LECs F and D with results obtained from lattice QCD calculations of the hyperon axial charges (green points)—albeit for physical quark masses, rather than in the chiral limit—and the baryon mass (purple point). In addition, we show selected results obtained from measurements of semileptonic hyperon decays.

increased since two of the studies give numbers that correspond to the physical strange quark mass, rather than to the $N_f = 3$ chiral limit.

V. SUMMARY AND OUTLOOK

We carried out a simultaneous determination of all LO mesonic (B_0 , F_0) and octet baryonic (m_0 , D , F) SU(3) ChPT LECs, using $N_f = 3$ lattice QCD simulations. The analysis is based on fifteen gauge ensembles, spanning a range of pion masses from 430 MeV down to 240 MeV across six different lattice spacings between $a \approx 0.039$ fm and $a \approx 0.098$ fm and spatial lattice sizes between $3.3 \leq LM_\pi \leq 6.4$. We found that a consistent description of the pion mass and volume dependence of the axial charges and the octet baryon mass was possible with the same set of LECs. Systematic errors were assessed and included by imposing cuts on the pion mass, the lattice spacing and the volume. For the baryon mass both covariant BChPT and HBChPT were employed. The resulting LECs are as follows ($\Sigma_0 = F_0^2 B_0$):

$$\begin{aligned}
 F_0 &= 70_{(2)}^{(3)} \text{ MeV}, \\
 \Sigma_0^{1/3} &= 214_{(5)}^{(7)} \text{ MeV (RGI)}, \\
 &= 236_{(6)}^{(7)} \text{ MeV } (\overline{\text{MS}}, 2 \text{ GeV}), \\
 B_0 &= 1.98_{(8)}^{(7)} \text{ GeV (RGI)}, \\
 &= 2.63_{(10)}^{(10)} \text{ GeV } (\overline{\text{MS}}, 2 \text{ GeV}),
 \end{aligned}$$

$$m_0 = 736_{(32)}^{(25)} \text{ MeV},$$

$$F = 0.447_{(7)}^{(6)},$$

$$D = 0.730_{(11)}^{(11)},$$

$$\frac{F}{D} = 0.612_{(12)}^{(14)},$$

where the uncertainties of the continuum, chiral and infinite volume extrapolation as well as of the conversion into physical units are included in the error. The RGI and $\overline{\text{MS}}$ results above refer to the three-flavour scheme. We compare the mesonic SU(3) LECs $X_0 \in \{F_0, \Sigma_0, B_0\}$ with their SU(2) ChPT counterparts X , where the strange quark mass is fixed at its physical value, in the $\overline{\text{MS}}$ scheme with three active flavours at 2 GeV: the decay constant $F_0 < F \approx 86$ MeV [1, 77] and the chiral condensate $\Sigma_0 < \Sigma \approx (270 \text{ MeV})^3$ [1] decrease significantly as we send the strange quark mass to zero, whereas the GMOR parameter $B_0 \approx B \approx 2.66$ GeV remains unaffected within its present uncertainty.

Further constraining the mass-dependence by including ensembles with lighter pion masses would be very interesting, in particular regarding the axial couplings. In addition to this, in the near future we plan to extend the analysis to the $N_f = 2 + 1$ case in order to further improve the accuracy, to test the applicability range of SU(3) ChPT and also to determine higher order LECs.

ACKNOWLEDGMENTS

The work of G.B. and S.W. is funded by the German Federal Ministry of Education and Research (BMBF) grant no. 05P18WRFP1. Additional support from the European Union's Horizon 2020 research and innovation programme under the Marie Skłodowska-Curie grant agreement no. 813942 (ITN EuroPLEx) and grant agreement no. 824093 (STRONG 2020) is gratefully acknowledged, as well as initial stage funding through the German Research Foundation (DFG) collaborative research centre SFB/TRR-55.

The authors gratefully acknowledge the Gauss Centre for Supercomputing (GCS) for providing computing time through the John von Neumann Institute for Computing (NIC) on the supercomputer JUWELS [78] and in particular on the Booster partition of the supercomputer JU-RECA [79] at Jülich Supercomputing Centre (JSC). GCS is the alliance of the three national supercomputing centres HLRS (Universität Stuttgart), JSC (Forschungszentrum Jülich), and LRZ (Bayerische Akademie der Wissenschaften), funded by the BMBF and the German State Ministries for Research of Baden-Württemberg (MWK), Bayern (StMWFK) and Nordrhein-Westfalen (MIWF). Additional simulations were carried out on the QPACE 3 Xeon Phi cluster of SFB/TRR-55 and the Regensburg Athene 2 Cluster. The authors also thank the JSC for their support and for providing services and computing time on the HDF Cloud cluster [80] at JSC,

funded via the Helmholtz Data Federation (HDF) programme.

Most of the ensembles were generated using `OPENQCD` [81] within the `Coordinated Lattice Simulations (CLS)` effort. We thank all our CLS colleagues for the joint generation of the gauge field ensembles. A few additional ensembles were generated employing the BQCD-code [39] on the QPACE supercomputer of SFB/TRR-55. For the computation of hadronic two- and three-point functions we used a modified version of the `CHROMA` [82] software package along with the `LIBHADRONANALYSIS` library and the multigrid solver implementation of Refs. [83, 84] (see also ref. [85]). We used `MATPLOTLIB` [86] to create the figures.

Appendix A: FURTHER CHPT EXPRESSIONS

We collect ChPT expressions that were not used in the final analysis. In particular, these are expressions that include decuplet loops (and therefore additional LECs that we were unable to resolve) and the finite volume effects for the axial charges. Regarding the latter, these have been computed using `SU(2) HBCChPT` [87] and confirmed in `SU(2) BChPT` [88]. We define the function

$$h_1(\lambda_\pi) = \sum_{\mathbf{n} \neq \mathbf{0}} \left[K_0(\lambda_\pi |\mathbf{n}|) - \frac{K_1(\lambda_\pi |\mathbf{n}|)}{\lambda_\pi |\mathbf{n}|} \right], \quad (\text{A1})$$

that corresponds to \mathbf{F}_1 of Ref. [87] while for $h(\lambda_\pi)$, defined in Eq. (14): $h(\lambda_\pi) = -(8/3)\mathbf{F}_3(M_\pi, L)$. Again $\lambda_\pi = LM_\pi$. The `SU(3)` finite size effects in the flavour symmetric limit (utilizing the couplings that are tabu-

lated in Ref. [26] and truncating at $\mathcal{O}(p^3)$) read:

$$g_A^N(L) = g_A^N - \frac{3}{2}(D + F)\xi h(\lambda_\pi) + \frac{2}{9}(27D^3 + 25D^2F + 45DF^2 + 63F^3)\xi h_1(\lambda_\pi), \quad (\text{A2})$$

$$g_A^\Sigma(L) = g_A^\Sigma - 3F\xi h(\lambda_\pi) + \frac{4}{9}F(25D^2 + 63F^2)\xi h_1(\lambda_\pi). \quad (\text{A3})$$

The gap between the decuplet and octet baryon mass in the chiral limit $\Delta = m_{D0} - m_0$ is within the range covered by our pion masses. Therefore, decuplet loop effects may in principle be relevant. Indeed, neglecting such terms, the finite volume effects of g_A^B have a sign opposite to what we see in the data. Already in Ref. [27] corrections due to transitions to decuplet baryons were considered. The full `SU(3)` result [63] for the octet baryon mass for the case $m_s = m_\ell$, to be added to Eq. (6), reads:⁴

$$m_B \mapsto m_B - \frac{\Delta^3}{(4\pi F_0)^2} \frac{5}{3} \mathcal{C}^2 \left[\left(2 - 3 \frac{M_\pi^2}{\Delta^2} \right) \log \left(\frac{M_\pi}{2\Delta} \right) + \frac{M_\pi^2}{2\Delta^2} + 2 \left(1 - \frac{M_\pi^2}{\Delta^2} \right) w \left(\frac{M_\pi}{\Delta} \right) \right], \quad (\text{A4})$$

$$w(r) = \begin{cases} -(r^2 - 1)^{1/2} \arccos(r^{-1}) & , r \geq 1 \\ (1 - r^2)^{1/2} \log(r^{-1} + \sqrt{r^{-2} - 1}) & , r < 1 \end{cases} \quad (\text{A5})$$

with the additional LECs \mathcal{C} and Δ . Regarding the above decuplet baryon effects, we restrict ourselves to the heavy baryon approximation. The full EOMS BChPT result can be found in Ref. [63]. Note that the decuplet decouples as $M_\pi \rightarrow 0$ as it should since in this case the extra term is proportional to $[3 - 4 \log(M_\pi/(2\Delta))]M_\pi^4/(\Delta F_0^2)$, which is of a higher order in the chiral expansion. The associated finite volume corrections to Eq. (15) read [36, 91]

$$m_B(L) \mapsto m_B(L) + \frac{5}{3} \mathcal{C}^2 \xi \frac{m_0^3}{(m_0 + \Delta)^2} \int_0^\infty dy \left\{ \left(2 - y + \frac{\Delta}{m_0} \right) f(y) \sum_{\mathbf{n} \neq \mathbf{0}} \left[f(y) K_0(\lambda_\pi |\mathbf{n}| f(y)) - \frac{K_1(\lambda_\pi |\mathbf{n}| f(y))}{\lambda_\pi |\mathbf{n}|} \right] \right\}, \quad (\text{A6})$$

where

$$f(y) = \sqrt{1 + M_\pi^{-2} [(\Delta^2 + 2m_0\Delta - M_\pi^2)y + m_0^2 y^2]}. \quad (\text{A7})$$

We refer to Ref. [63] for the full `SU(3)` result and to Refs. [36, 91] for the corresponding finite volume corrections.

⁴ For the LEC \mathcal{C} we use the normalization of Refs. [7, 27, 89], where $\mathcal{C}^2 = g_{\Delta N\pi}^2$ [90].

For the axial charges, we start from Ref. [87] and implement the decoupling constraints [92, 93] at $\mathcal{O}(p^3)$. We

obtain for the special $N_f = 3$ case $m_s = m_\ell$:

$$g_A^B \mapsto g_A^B - j_B \frac{\Delta^2}{16\pi^2 F_0^2} J(M_\pi/\Delta) - n_B \frac{\Delta^2}{16\pi^2 F_0^2} N(M_\pi/\Delta), \quad (\text{A8})$$

where

$$J(r) = -r^2 - (2 - r^2) \log\left(\frac{r}{2}\right) - 2w(r), \quad (\text{A9})$$

$$N(r) = -\frac{r^2}{3} + \frac{\pi r^3}{3} - \left(\frac{2}{3} - r^2\right) \log\left(\frac{r}{2}\right) - \frac{2}{3} (1 - r^2) w(r) \quad (\text{A10})$$

and the coefficients are given as

$$j_N = 5 \left(F + D + \frac{8}{27} \mathcal{H} \right) \mathcal{C}^2, \quad (\text{A11})$$

$$n_N = -4 \left(\frac{11}{9} D + F \right) \mathcal{C}^2, \quad (\text{A12})$$

$$j_\Sigma = 10 \left(F + \frac{5}{27} \mathcal{H} \right) \mathcal{C}^2, \quad (\text{A13})$$

$$n_\Sigma = -\frac{40}{9} D \mathcal{C}^2. \quad (\text{A14})$$

We remind the reader that the term $d_B \xi^{3/2}$ within Eqs. (8) and (9) does not appear at $\mathcal{O}(p^3)$ in the chiral expansion but is purely phenomenological. However, the function $\Delta^2 N(M_\pi/\Delta)$ contains a genuine term $\propto \xi^{3/2} (4\pi F_0)/\Delta$, justifying the inclusion of that parameter.

Regarding finite volume effects, we infer from Ref. [87] (see also Ref. [88]) that the following terms need to be added to Eqs. (A2)–(A3)

$$g_A^B(L) \mapsto g_A^B(L) + \frac{4}{3} \xi \left[j_N \mathbf{F}_2(LM_\pi, M_\pi/\Delta) - \frac{9}{8} n_N \mathbf{F}_4(LM_\pi, M_\pi/\Delta) \right], \quad (\text{A15})$$

where \mathbf{F}_2 and \mathbf{F}_4 are defined in Ref. [87].

Appendix B: MODEL AVERAGING

To address systematic effects we carry out fits varying the fit function (e.g., BChPT vs. HBChPT) as well as the number of data points included. This gives us a set of N_M different results, one for each model j , from which we compute an average and its uncertainty that includes

the statistical error and the systematic uncertainty due to the model variation.

One widely used approach is to assign a weight w_j given by the Akaike information criterion (AIC) [94] to each model j in the model averaging procedure. Here we employ the weights

$$w_j = A \exp \left\{ -\frac{1}{2} \left[\max(\chi_j^2, N_{\text{dof},j}) - N_{\text{dof},j} + k_j \right] \right\}, \quad (\text{B1})$$

see, e.g., Eq. (161) of the e-print version of Ref. [95] and references therein.⁵ The normalization A is such that $\sum_i^{N_M} w_i = 1$. χ_j^2 denotes the χ^2 -value of the fit to model j , k_j the number of fit parameters and $N_{\text{dof},j} = n_j - k_j$ the number of degrees of freedom. By replacing $\chi^2 \mapsto \max(\chi^2, N_{\text{dof}})$, we deviate somewhat from Ref. [95] in so far as reducing the χ^2 -value below N_{dof} will not further increase the weight. The rationale for this choice is that if the fit function perfectly described the data then a value $\chi^2 < N_{\text{dof}}$ should not be more likely than the expected value $\chi^2 = N_{\text{dof}}$. The above equation extends the AIC to also varying the number of data points n_j and not only the fit function. It is valid as long as there are no correlations between the removed and the remaining data points, the fit function is smooth and the parametrization does not depend on the data space. This applies to our case where we reduce the number of data points by removing entire ensembles and carry out the same set of fits for every data set.

For each parameter a that we are interested in, we generate for each model j a bootstrap distribution $a_j(b)$ with $N_b = 500$ bootstrap samples b . The (normalized) bootstrap histograms are usually normal distributed,

$$f_j(a) = \frac{1}{\sqrt{2\pi}\sigma_j} \exp \left\{ -\frac{1}{2} \left(\frac{a - a_j}{\sigma_j} \right)^2 \right\}, \quad (\text{B2})$$

with a mean a_j and a standard deviation σ_j . From the (discrete) histograms, we obtain the model averaged distribution

$$f(a) = \sum_j w_j f_j(a), \quad (\text{B3})$$

from which we take the median and the 1σ confidence interval determined by the 15.9% and 84.1% percentiles as the model average \bar{a} and its upper and lower confidence limits $\bar{a} + \Delta a_+$ and $\bar{a} - \Delta a_-$. We then quote the average and its total error as $\bar{a}_{\Delta a_{\pm}}$. This procedure is illustrated in Figs. 6 and 9, where the histograms are coarsely binned for a better visualization.

⁵ Recently, instead of subtracting $N_{\text{dof}} - k$ from χ^2 in the exponent, in Ref. [96] it has been suggested to subtract $-2n_{\text{cut}} - 2k = \text{const} + 2N_{\text{dof}}$, where n_{cut} is the number of removed data points.

This seems counter-intuitive: since for a good fit $\chi^2 \sim N_{\text{dof}}$, this change would result in a very strong preference for fits that include as many data points as possible, even if the corresponding χ^2/N_{dof} -values were significantly larger.

-
- [1] Y. Aoki *et al.* (Flavour Lattice Averaging Group), FLAG Review 2021, (2021), [arXiv:2111.09849 \[hep-lat\]](#).
- [2] W. Bietenholz *et al.* (QCDSF-UKQCD Collaboration), Tuning the strange quark mass in lattice simulations, *Phys. Lett. B* **690**, 436 (2010), [arXiv:1003.1114 \[hep-lat\]](#).
- [3] M. Bruno *et al.* (CLS), Simulation of QCD with $N_f = 2 + 1$ flavors of non-perturbatively improved Wilson fermions, *J. High Energy Phys.* **02**, 043 (2015), [arXiv:1411.3982 \[hep-lat\]](#).
- [4] M. Bruno, T. Korzec, and S. Schaefer, Setting the scale for the CLS $2 + 1$ flavor ensembles, *Phys. Rev. D* **95**, 074504 (2017), [arXiv:1608.08900 \[hep-lat\]](#).
- [5] J. M. Bickerton, R. Horsley, Y. Nakamura, H. Perlt, D. Pleiter, P. E. L. Rakow, G. Schierholz, H. Stüben, R. D. Young, and J. M. Zanotti (QCDSF-UKQCD-CSSM Collaboration), Patterns of flavor symmetry breaking in hadron matrix elements involving u , d , and s quarks, *Phys. Rev. D* **100**, 114516 (2019), [arXiv:1909.02521 \[hep-lat\]](#).
- [6] A. Walker-Loud, Evidence for non-analytic light quark mass dependence in the baryon spectrum, *Phys. Rev. D* **86**, 074509 (2012), [arXiv:1112.2658 \[hep-lat\]](#).
- [7] S. R. Beane, E. Chang, W. Detmold, H. W. Lin, T. C. Luu, K. Orginos, A. Parreno, M. J. Savage, A. Torok, and A. Walker-Loud (NPLQCD Collaboration), High statistics analysis using anisotropic clover lattices: (IV) volume dependence of light hadron masses, *Phys. Rev. D* **84**, 014507 (2011), [arXiv:1104.4101 \[hep-lat\]](#).
- [8] J. Liang, A. Alexandru, Y.-J. Bi, T. Draper, K.-F. Liu, and Y.-B. Yang, Detecting flavor content of the vacuum using the dirac operator spectrum (2021), [arXiv:2102.05380 \[hep-lat\]](#).
- [9] G. S. Bali, E. E. Scholz, J. Simeth, and W. Söldner (RQCD Collaboration), Lattice simulations with $N_f = 2 + 1$ improved Wilson fermions at a fixed strange quark mass, *Phys. Rev. D* **94**, 074501 (2016), [arXiv:1606.09039 \[hep-lat\]](#).
- [10] G. S. Bali, S. Collins, P. Korcyl, R. Rödl, S. Weishäupl, and T. Wurm, Hyperon couplings from $N_f = 2 + 1$ lattice QCD, *Proc. Sci. LATTICE2019*, 099 (2019), [arXiv:1907.13454 \[hep-lat\]](#).
- [11] M. Lüscher, Properties and uses of the Wilson flow in lattice QCD, *J. High Energy Phys.* **08**, 071 (2010), [Erratum: *J. High Energy Phys.* **03**, 092 (2014)], [arXiv:1006.4518 \[hep-lat\]](#).
- [12] G. S. Bali *et al.* (RQCD Collaboration), Scale setting and the light hadron spectrum in $N_f = 2 + 1$ QCD with Wilson fermions, (2022), [arXiv:2022.00000 \[hep-lat\]](#).
- [13] M. Bruno, M. Dalla Brida, P. Fritsch, T. Korzec, A. Ramos, S. Schaefer, H. Simma, S. Sint, and R. Sommer (ALPHA Collaboration), QCD Coupling from a nonperturbative determination of the three-flavor Λ parameter, *Phys. Rev. Lett.* **119**, 102001 (2017), [arXiv:1706.03821 \[hep-lat\]](#).
- [14] J. Gasser and H. Leutwyler, Chiral perturbation theory: Expansions in the mass of the strange quark, *Nucl. Phys. B* **250**, 465 (1985).
- [15] G. Amoros, J. Bijnens, and P. Talavera, Two point functions at two loops in three flavor chiral perturbation theory, *Nucl. Phys. B* **568**, 319 (2000), [arXiv:hep-ph/9907264 \[hep-ph\]](#).
- [16] J. Bijnens, K. Kampf, and S. Lanz, Leading logarithms in N -flavour mesonic Chiral Perturbation Theory, *Nucl. Phys. B* **873**, 137 (2013), [arXiv:1303.3125 \[hep-ph\]](#).
- [17] P. J. Ellis and K. Torikoshi, Baryon masses in chiral perturbation theory with infrared regularization, *Phys. Rev. C* **61**, 015205 (2000), [arXiv:nucl-th/9904017 \[nucl-th\]](#).
- [18] B. C. Lehnhart, J. Gegelia, and S. Scherer, Baryon masses and nucleon sigma terms in manifestly Lorentz-invariant baryon chiral perturbation theory, *J. Phys. G* **31**, 89 (2005), [arXiv:hep-ph/0412092 \[hep-ph\]](#).
- [19] J. Gegelia and G. Japaridze, Matching heavy particle approach to relativistic theory, *Phys. Rev. D* **60**, 114038 (1999), [arXiv:hep-ph/9908377 \[hep-ph\]](#).
- [20] T. Fuchs, J. Gegelia, G. Japaridze, and S. Scherer, Renormalization of relativistic baryon chiral perturbation theory and power counting, *Phys. Rev. D* **68**, 056005 (2003), [arXiv:hep-ph/0302117 \[hep-ph\]](#).
- [21] J. Gasser, M. E. Sainio, and A. Švarc, Nucleons with chiral loops, *Nucl. Phys. B* **307**, 779 (1988).
- [22] V. Bernard, N. Kaiser, J. Kambor, and U. G. Meissner, Chiral structure of the nucleon, *Nucl. Phys. B* **388**, 315 (1992).
- [23] X. L. Ren, L. S. Geng, J. Martin Camalich, J. Meng, and H. Toki, Octet baryon masses in next-to-next-to-next-to-leading order covariant baryon chiral perturbation theory, *J. High Energy Phys.* **12**, 073 (2012), [arXiv:1209.3641 \[nucl-th\]](#).
- [24] E. E. Jenkins and A. V. Manohar, Baryon chiral perturbation theory using a heavy fermion Lagrangian, *Phys. Lett. B* **255**, 558 (1991).
- [25] J. Bijnens, H. Sonoda, and M. B. Wise, On the validity of chiral perturbation theory for weak hyperon decays, *Nucl. Phys. B* **261**, 185 (1985).
- [26] T. Ledwig, J. Martin Camalich, L. S. Geng, and M. J. Vicente Vacas, Octet-baryon axial-vector charges and SU(3)-breaking effects in the semileptonic hyperon decays, *Phys. Rev. D* **90**, 054502 (2014), [arXiv:1405.5456 \[hep-ph\]](#).
- [27] E. E. Jenkins and A. V. Manohar, Chiral corrections to the baryon axial currents, *Phys. Lett. B* **259**, 353 (1991).
- [28] C. C. Chang *et al.*, A per-cent-level determination of the nucleon axial coupling from quantum chromodynamics, *Nature* **558**, 91 (2018), [arXiv:1805.12130 \[hep-lat\]](#).
- [29] R. Gupta, Y.-C. Jang, B. Yoon, H.-W. Lin, V. Cirigliano, and T. Bhattacharya, Isovector charges of the nucleon from $2+1+1$ -flavor lattice QCD, *Phys. Rev. D* **98**, 034503 (2018), [arXiv:1806.09006 \[hep-lat\]](#).
- [30] M. F. M. Lutz, U. Sauerwein, and R. G. E. Timmermans, On the axial-vector form factor of the nucleon and chiral symmetry, *Eur. Phys. J. C* **80**, 844 (2020), [arXiv:2003.10158 \[hep-lat\]](#).
- [31] J. Gasser and H. Leutwyler, Light quarks at low temperatures, *Phys. Lett. B* **184**, 83 (1987).
- [32] J. Gasser and H. Leutwyler, Spontaneously broken symmetries: Effective Lagrangians at finite volume, *Nucl. Phys. B* **307**, 763 (1988).
- [33] G. Colangelo, S. Dürr, and C. Haefeli, Finite volume effects for meson masses and decay constants, *Nucl. Phys. B* **721**, 136 (2005), [arXiv:hep-lat/0503014 \[hep-lat\]](#).
- [34] J. Bijnens and T. Rössler, Finite volume at two loops in chiral perturbation theory, *J. High Energy Phys.* **01**, 034

- (2015), [arXiv:1411.6384 \[hep-lat\]](#).
- [35] A. Ali Khan *et al.* (QCDSF-UKQCD Collaboration), The nucleon mass in $N_f = 2$ lattice QCD: Finite size effects from chiral perturbation theory, *Nucl. Phys.* **B689**, 175 (2004), [arXiv:hep-lat/0312030 \[hep-lat\]](#).
- [36] M. Procura, B. Musch, T. Wollenweber, T. Hemmert, and W. Weise, Nucleon mass: From lattice QCD to the chiral limit, *Phys. Rev. D* **73**, 114510 (2006), [arXiv:hep-lat/0603001](#).
- [37] M. Lüscher and S. Schaefer, Lattice QCD without topology barriers, *J. High Energy Phys.* **07**, 036 (2011), [arXiv:1105.4749 \[hep-lat\]](#).
- [38] S. Schaefer, R. Sommer, and F. Vrotta (ALPHA Collaboration), Critical slowing down and error analysis in lattice QCD simulations, *Nucl. Phys. B* **845**, 93 (2011), [arXiv:1009.5228 \[hep-lat\]](#).
- [39] Y. Nakamura and H. Stüben, BQCD - Berlin quantum chromodynamics program, *Proceedings, 28th International Symposium on Lattice Field Theory (Lattice 2010): Villasimius, Italy, June 14-19, 2010*, *Proc. Sci. LATTICE2010*, 040 (2010), [arXiv:1011.0199 \[hep-lat\]](#).
- [40] S. Güsken, U. Löw, K.-H. Mütter, R. Sommer, A. Patel, and K. Schilling, Nonsinglet axial vector couplings of the baryon octet in lattice QCD, *Phys. Lett. B* **227**, 266 (1989).
- [41] M. Falcioni, M. L. Paciello, G. Parisi, and B. Taglienti (APE Collaboration), Again on SU(3) glueball mass, *Nucl. Phys.* **B251**, 624 (1985).
- [42] G. S. Bali, L. Barca, S. Collins, M. Gruber, M. Löffler, A. Schäfer, W. Söldner, P. Wein, S. Weishäupl, and T. Wurm (RQCD Collaboration), Nucleon axial structure from lattice QCD, *J. High Energy Phys.* **05**, 126 (2020), [arXiv:1911.13150 \[hep-lat\]](#).
- [43] M. Bruno, P. Korcyl, T. Korzec, S. Lottini, and S. Schaefer, On the extraction of spectral quantities with open boundary conditions, *Proc. Sci. LATTICE2014*, 089 (2014), [arXiv:1411.5207 \[hep-lat\]](#).
- [44] S. Collins, K. Eckert, J. Heitger, S. Hofmann, and W. Soeldner, Leptonic decay constants for D-mesons from 3-flavour CLS ensembles, *EPJ Web Conf.* **175**, 13019 (2018), [arXiv:1711.08657 \[hep-lat\]](#).
- [45] L. Maiiani, G. Martinelli, M. L. Paciello, and B. Taglienti, Scalar densities and baryon mass differences in lattice QCD with Wilson fermions, *Nucl. Phys.* **B293**, 420 (1987).
- [46] G. S. Bali, S. Collins, B. Gläfle, M. Göckeler, J. Najjar, R. H. Rödl, A. Schäfer, R. W. Schiel, W. Söldner, and A. Sternbeck, Nucleon isovector couplings from $N_f = 2$ lattice QCD, *Phys. Rev. D* **91**, 054501 (2015), [arXiv:1412.7336 \[hep-lat\]](#).
- [47] M. Dalla Brida, T. Korzec, S. Sint, and P. Vilaseca, High precision renormalization of the flavour non-singlet Noether currents in lattice QCD with Wilson quarks, *Eur. Phys. J. C* **79**, 23 (2019), [arXiv:1808.09236 \[hep-lat\]](#).
- [48] E. G. Floratos, S. Narison, and E. de Rafael, Spectral function sum rules in quantum chromodynamics. 1. Charged currents sector, *Nucl. Phys.* **B155**, 115 (1979).
- [49] J. Gasser and H. Leutwyler, Quark masses, *Phys. Rept.* **87**, 77 (1982).
- [50] I. Campos, P. Fritsch, C. Pena, D. Preti, A. Ramos, and A. Vladikas (ALPHA), Non-perturbative quark mass renormalisation and running in $N_f = 3$ QCD, *Eur. Phys. J. C* **78**, 387 (2018), [arXiv:1802.05243 \[hep-lat\]](#).
- [51] P. Korcyl and G. S. Bali, Non-perturbative determination of improvement coefficients using coordinate space correlators in $N_f = 2 + 1$ lattice QCD, *Proceedings, 34th International Symposium on Lattice Field Theory (Lattice 2016): Southampton, UK, July 24-30, 2016*, *Proc. Sci. LATTICE2016*, 190 (2016), [arXiv:1609.09477 \[hep-lat\]](#).
- [52] O. Bär and M. Golterman, Chiral perturbation theory for gradient flow observables, *Phys. Rev. D* **89**, 034505 (2014), [Erratum: *Phys. Rev. D* 89, 099905 (2014)], [arXiv:1312.4999 \[hep-lat\]](#).
- [53] F. Herren and M. Steinhauser, Version 3 of RunDec and CRunDec, *Comput. Phys. Commun.* **224**, 333 (2018), [arXiv:1703.03751 \[hep-ph\]](#).
- [54] K. G. Chetyrkin, J. H. Kühn, and M. Steinhauser, RunDec: A Mathematica package for running and decoupling of the strong coupling and quark masses, *Comput. Phys. Commun.* **133**, 43 (2000), [arXiv:hep-ph/0004189 \[hep-ph\]](#).
- [55] H. Fukaya, S. Aoki, T. Chiu, S. Hashimoto, T. Kaneko, J. Noaki, T. Onogi, and N. Yamada (JLQCD and TWQCD Collaborations), Determination of the chiral condensate from QCD Dirac spectrum on the lattice, *Phys. Rev. D* **83**, 074501 (2011), [arXiv:1012.4052 \[hep-lat\]](#).
- [56] X.-Y. Guo and M. F. M. Lutz, On light vector mesons and chiral SU(3) extrapolations, *Nucl. Phys. A* **988**, 48 (2019), [arXiv:1810.07078 \[hep-lat\]](#).
- [57] P. Hernández, C. Pena, and F. Romero-López, Large N_c scaling of meson masses and decay constants, *Eur. Phys. J. C* **79**, 865 (2019), [arXiv:1907.11511 \[hep-lat\]](#).
- [58] A. Bazavov *et al.* (MILC Collaboration), Results for light pseudoscalar mesons, *Proc. Sci. LATTICE2010*, 074 (2010), [arXiv:1012.0868 \[hep-lat\]](#).
- [59] C. Allton *et al.* (RBC-UKQCD Collaboration), Physical results from 2 + 1 flavor fomain wall QCD and SU(2) chiral perturbation theory, *Phys. Rev. D* **78**, 114509 (2008), [arXiv:0804.0473 \[hep-lat\]](#).
- [60] S. Aoki *et al.* (PACS-CS Collaboration), 2 + 1 Flavor lattice QCD toward the physical point, *Phys. Rev. D* **79**, 034503 (2009), [arXiv:0807.1661 \[hep-lat\]](#).
- [61] A. Bazavov *et al.* (MILC Collaboration), MILC results for light pseudoscalars, *Proc. Sci. CD09*, 007 (2009), [arXiv:0910.2966 \[hep-ph\]](#).
- [62] S. Dürr *et al.* (BMW Collaboration), Sigma term and strangeness content of octet baryons, *Phys. Rev. D* **85**, 014509 (2012), [Erratum: *Phys. Rev. D* 93, 039905 (2016)], [arXiv:1109.4265 \[hep-lat\]](#).
- [63] J. Martin Camalich, L. S. Geng, and M. J. Vicente Vacas, The lowest-lying baryon masses in covariant SU(3)-flavor chiral perturbation theory, *Phys. Rev. D* **82**, 074504 (2010), [arXiv:1003.1929 \[hep-lat\]](#).
- [64] M. F. M. Lutz, Y. Heo, and X.-Y. Guo, On the convergence of the chiral expansion for the baryon ground-state masses, *Nucl. Phys. A* **977**, 146 (2018), [arXiv:1801.06417 \[hep-lat\]](#).
- [65] X.-Y. Guo, Y. Heo, and M. F. M. Lutz, On a first order transition in QCD with up, down and strange quarks, *Eur. Phys. J. C* **80**, 260 (2020), [arXiv:1907.00714 \[hep-lat\]](#).
- [66] X.-L. Ren, L.-S. Geng, and J. Meng, Scalar strangeness content of the nucleon and baryon sigma terms, *Phys. Rev. D* **91**, 051502 (2015), [arXiv:1404.4799 \[hep-ph\]](#).
- [67] A. Walker-Loud *et al.*, Light hadron spectroscopy using

- domain wall valence quarks on an Asqtad sea, *Phys. Rev. D* **79**, 054502 (2009), arXiv:0806.4549 [hep-lat].
- [68] K.-I. Ishikawa *et al.* (PACS-CS Collaboration), SU(2) and SU(3) chiral perturbation theory analyses on baryon masses in 2 + 1 flavor lattice QCD, *Phys. Rev. D* **80**, 054502 (2009), arXiv:0905.0962 [hep-lat].
- [69] X.-L. Ren, L.-S. Geng, and J. Meng, Baryon chiral perturbation theory with Wilson fermions up to $\mathcal{O}(a^2)$ and discretization effects of latest $n_f = 2 + 1$ LQCD octet baryon masses, *Eur. Phys. J. C* **74**, 2754 (2014), arXiv:1311.7234 [hep-ph].
- [70] M. F. M. Lutz, R. Bavontaweepanya, C. Kobdaj, and K. Schwarz, Finite volume effects in the chiral extrapolation of baryon masses, *Phys. Rev. D* **90**, 054505 (2014), arXiv:1401.7805 [hep-lat].
- [71] H.-W. Lin and K. Orginos, First calculation of hyperon axial couplings from lattice QCD, *Phys. Rev. D* **79**, 034507 (2009), arXiv:0712.1214 [hep-lat].
- [72] A. Savanur and H.-W. Lin, Lattice-QCD determination of the hyperon axial couplings in the continuum limit, *Phys. Rev. D* **102**, 014501 (2020), arXiv:1901.00018 [hep-lat].
- [73] M. J. Savage and J. Walden, SU(3) breaking in neutral current axial matrix elements and the spin content of the nucleon, *Phys. Rev. D* **55**, 5376 (1997), arXiv:hep-ph/9611210.
- [74] R. Flores-Mendieta, E. E. Jenkins, and A. V. Manohar, SU(3) symmetry breaking in hyperon semileptonic decays, *Phys. Rev. D* **58**, 094028 (1998), arXiv:hep-ph/9805416.
- [75] N. Cabibbo, E. C. Swallow, and R. Winston, Semileptonic hyperon decays, *Ann. Rev. Nucl. Part. Sci.* **53**, 39 (2003), arXiv:hep-ph/0307298.
- [76] P. G. Ratcliffe, Hyperon beta decay and the CKM matrix, *Czech. J. Phys.* **54**, B11 (2004), arXiv:hep-ph/0402063.
- [77] P. A. Zyla *et al.* (Particle Data Group), Review of Particle Physics, *PTEP* **2020**, 083C01 (2020).
- [78] Jülich Supercomputing Centre, JUWELS: Modular Tier-0/1 Supercomputer at the Jülich Supercomputing Centre, *J. of large-scale research facilities* **5**, A135 (2019).
- [79] Jülich Supercomputing Centre, JURECA: Modular supercomputer at Jülich Supercomputing Centre, *J. of large-scale research facilities* **4**, A132 (2018).
- [80] Jülich Supercomputing Centre, HDF Cloud – Helmholtz Data Federation Cloud Resources at the Jülich Supercomputing Centre, *J. of large-scale research facilities* **5**, A137 (2019).
- [81] M. Lüscher and S. Schaefer, Lattice QCD with open boundary conditions and twisted-mass reweighting, *Comput. Phys. Commun.* **184**, 519 (2013), arXiv:1206.2809 [hep-lat].
- [82] R. G. Edwards and B. Joó (SciDAC, LHPC and UKQCD Collaborations), The Chroma software system for lattice QCD, *Nucl. Phys. B Proc. Suppl.* **140**, 832 (2005), arXiv:hep-lat/0409003.
- [83] S. Heybrock, M. Rottmann, P. Georg, and T. Wettig, Adaptive algebraic multigrid on SIMD architectures, *Proceedings, 33rd International Symposium on Lattice Field Theory (Lattice 2015): Kobe, Japan, July 14–18, 2015*, *Proc. Sci. LATTICE2015*, 036 (2016), arXiv:1512.04506 [physics.comp-ph].
- [84] P. Georg, D. Richtmann, and T. Wettig, DD- α AMG on QPACE 3, *Proceedings, 35th International Symposium on Lattice Field Theory (Lattice 2017): Granada, Spain, June 18–24, 2017*, *EPJ Web Conf.* **175**, 02007 (2018), arXiv:1710.07041 [hep-lat].
- [85] A. Frommer, K. Kahl, S. Krieg, B. Leder, and M. Rottmann, Adaptive aggregation based domain decomposition multigrid for the lattice Wilson Dirac operator, *SIAM J. Sci. Comput.* **36**, A1581 (2014), arXiv:1303.1377 [hep-lat].
- [86] J. D. Hunter, Matplotlib: A 2d graphics environment, *Computing in Science & Engineering* **9**, 90 (2007).
- [87] S. R. Beane and M. J. Savage, Baryon axial charge in a finite volume, *Phys. Rev. D* **70**, 074029 (2004), arXiv:hep-ph/0404131 [hep-ph].
- [88] A. A. Khan *et al.* (QCDSF Collaboration), Axial coupling constant of the nucleon for two flavours of dynamical quarks in finite and infinite volume, *Phys. Rev. D* **74**, 094508 (2006), arXiv:hep-lat/0603028 [hep-lat].
- [89] A. Walker-Loud, Octet baryon masses in partially quenched chiral perturbation theory, *Nucl. Phys. A* **747**, 476 (2005), arXiv:hep-lat/0405007.
- [90] S. R. Beane, Nucleon masses and magnetic moments in a finite volume, *Phys. Rev. D* **70**, 034507 (2004), arXiv:hep-lat/0403015 [hep-lat].
- [91] L.-S. Geng, X.-L. Ren, J. Martin-Camalich, and W. Weise, Finite-volume effects on octet-baryon masses in covariant baryon chiral perturbation theory, *Phys. Rev. D* **84**, 074024 (2011), arXiv:1108.2231 [hep-ph].
- [92] V. Bernard, H. W. Fearing, T. R. Hemmert, and U. G. Meissner, The form-factors of the nucleon at small momentum transfer, *Nucl. Phys. A* **635**, 121 (1998), [Erratum: *Nucl. Phys. A* 642, 563 (1998)], arXiv:hep-ph/9801297.
- [93] T. R. Hemmert, M. Procura, and W. Weise, Quark mass dependence of the nucleon axial vector coupling constant, *Phys. Rev. D* **68**, 075009 (2003), arXiv:hep-lat/0303002 [hep-lat].
- [94] H. Akaike, Information theory and an extension of the maximum likelihood principle, *in 2nd International Symposium on Information Theory, Tsahkadsor, Armenia, USSR, September 2–8, 1971*, eds. *B.N. Petrov, F. Csáki, Akadémiai Kiadó, Budapest (1973) 267*; reprinted in *Selected Papers of Hirotugu Akaike. Springer Series in Statistics (Perspectives in Statistics)*, eds. *E. Parzen et al., Springer, New York*, 199 (1998).
- [95] S. Borsanyi *et al.* (BMW Collaboration), Leading hadronic contribution to the muon magnetic moment from lattice QCD, *Nature* **593**, 51 (2021), arXiv:2002.12347 [hep-lat].
- [96] W. I. Jay and E. T. Neil, Bayesian model averaging for analysis of lattice field theory results, *Phys. Rev. D* **103**, 114502 (2021), arXiv:2008.01069 [stat.ME].