

# Path Transitions Tell More: Optimizing Fuzzing Schedules via Runtime Program States

Kunpeng Zhang  
Tsinghua Shenzhen International  
Graduate School, Tsinghua University  
zkp21@mails.tsinghua.edu.cn

Xi Xiao  
Tsinghua Shenzhen International  
Graduate School, Tsinghua University  
xiaox@sz.tsinghua.edu.cn

Xiaogang Zhu\*  
Swinburne University of Technology  
xiaogangzhu@swin.edu.au

Ruoxi Sun  
The University of Adelaide  
ruoxi.sun@adelaide.edu.au

Minhui Xue  
The University of Adelaide  
jason.xue@adelaide.edu.au

Sheng Wen\*  
Swinburne University of Technology  
swen@swin.edu.au

## ABSTRACT

Coverage-guided Greybox Fuzzing (CGF) is one of the most successful and widely-used techniques for bug hunting. Two major approaches are adopted to optimize CGF: (i) to reduce search space of inputs by inferring relationships between input bytes and path constraints; (ii) to formulate fuzzing processes (e.g., path transitions) and build up probability distributions to optimize power schedules, i.e., the number of inputs generated per seed. However, the former is subjective to the inference results which may include extra bytes for a path constraint, thereby limiting the efficiency of path constraints resolution, code coverage discovery, and bugs exposure; the latter formalization, concentrating on power schedules for seeds alone, is inattentive to the schedule for bytes in a seed.

In this paper, we propose a lightweight fuzzing approach, TRUZZ, to optimize existing Coverage-guided Greybox Fuzzers (CGFs). To address two aforementioned challenges, TRUZZ identifies the bytes related to the validation checks (i.e., the checks guarding error-handling code), and protects those bytes from being frequently mutated, making most generated inputs examine the functionalities of programs, in lieu of being rejected by validation checks. The byte-wise relationship determination mitigates the problem of loading extra bytes when fuzzers infer the byte-constraint relation. Furthermore, the proposed path transition within TRUZZ can efficiently prioritize the seed as the new path, harvesting many new edges, and the new path likely belongs to a code region with many undiscovered code lines. To evaluate our approach, we implemented 6 state-of-the-art fuzzers, AFL, AFLFast, NEUZZ, MOPT, FuzzFactory and GreyOne, in TRUZZ. The experimental results show that on average, TRUZZ can generate 16.14% more inputs flowing into functional code, in addition to 24.75% more new edges than the vanilla fuzzers. Finally, our approach exposes 13 bugs in 8 target programs, and 6 of them have not been identified by the vanilla fuzzers.

\* Corresponding authors: Sheng Wen and Xiaogang Zhu

Permission to make digital or hard copies of all or part of this work for personal or classroom use is granted without fee provided that copies are not made or distributed for profit or commercial advantage and that copies bear this notice and the full citation on the first page. Copyrights for components of this work owned by others than the author(s) must be honored. Abstracting with credit is permitted. To copy otherwise, or republish, to post on servers or to redistribute to lists, requires prior specific permission and/or a fee. Request permissions from [permissions@acm.org](mailto:permissions@acm.org).

ICSE '22, May 21–29, 2022, Pittsburgh, PA, USA

© 2022 Copyright held by the owner/author(s). Publication rights licensed to ACM.  
ACM ISBN 978-1-4503-9221-1/22/05...\$15.00  
<https://doi.org/10.1145/3510003.3510063>

## CCS CONCEPTS

• Security and privacy → Software security engineering; • Fuzz Testing;

## KEYWORDS

Fuzzing, Software Security, Path Transition, Mutation

## ACM Reference Format:

Kunpeng Zhang, Xi Xiao, Xiaogang Zhu, Ruoxi Sun, Minhui Xue, and Sheng Wen. 2022. Path Transitions Tell More: Optimizing Fuzzing Schedules via Runtime Program States. In *44th International Conference on Software Engineering (ICSE '22)*, May 21–29, 2022, Pittsburgh, PA, USA. ACM, New York, NY, USA, 11 pages. <https://doi.org/10.1145/3510003.3510063>

## 1 INTRODUCTION

Fuzzing is a widely-used technique to expose security issues in software, and has identified thousands of bugs and vulnerabilities in real-world programs [7, 11, 22]. Coverage-guided Greybox Fuzzing (CGF) is one of the most successful solutions in fuzzing [2, 5, 12, 20, 27, 39, 41]. CGF usually maintains an infinite loop, where new inputs are generated by mutating seeds. If a new input explores new code coverage (e.g., new edges), the input will be retained as a new seed and mutated in further rounds. This evolutionary solution effectively guides fuzzing towards exploring more code coverage.

Existing solutions to improve the efficiency of CGF are two-fold. The first category intends to reduce search space of inputs [2, 8, 12, 20, 27, 31]. The state-of-the-art solution to reduce the input space is to infer the relationships between the input bytes and the path constraints [12, 31], i.e., the byte-constraint relation, which significantly improves the possibility of resolving path constraints. For example, an input includes 8 bytes but only 1 byte is related to a constraint, `if(x[5]==0xee)`. If CGFs can infer the byte-constraint relation, the mutation could be focused on the related byte, `x[5]`, only. As a result, instead of trying  $256^8$  new inputs, CGFs only need to generate at most 256 new inputs to resolve the constraint. However, a real-world program could be far more complicated as the byte-constraint relation could exist between multiple bytes and multiple different constraints, or even nested. From our experience, the existing inference approaches cannot distinguish between the outer condition and the inner condition of a nested one. For example, the inferred bytes are likely related to an entire nested condition (e.g., `if(x[5]==0xee) {if(x[6]==0xff) { . . . } }`). That is, when the inference process intends to infer the related bytes for the inner condition (i.e., `x[6]`), the result will erroneously include the

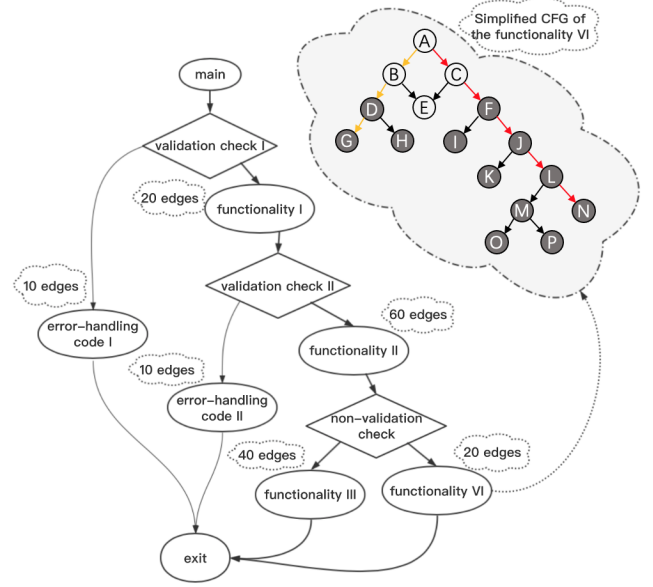
bytes related to the entire condition (*i.e.*,  $x[5]$ ,  $x[6]$ ). As a result, when fuzzing intends to resolve the inner condition, fuzzing may mutate the byte  $x[5]$ , which will alter the branch of outer condition. Thus, the generated input will never reach the inner condition  $\text{if}(x[6]==0\text{xff})$  because the mutation of  $x[5]$  breaches the outer condition.

On the other hand, another category of solutions optimizes power schedule via formulating fuzzing processes [3–5, 30, 39]. Because CGFs aim to discover more code coverage, one state-of-the-art solution to optimize power schedule is to model the path transitions as Markov chain [5] or Multi-Armed Bandit [39]. The *power schedule* determines the number of mutations assigned to each seed. A new input  $s'$ , which exercises the path  $P_{s'}$ , is generated by mutating a seed  $s$ , which exercises the path  $P_s$ . Then, there is a path transition between the path  $P_s$  and  $P_{s'}$ . The models build probability distributions of path transitions, and optimize power schedule based on the distributions. A basic motivation is to assign more power to seeds that are more likely to discover new coverage, *i.e.*, they prefer the path transitions including new paths. For example, based on Markov chain, AFLFast [5] prefers seeds that exercise less frequent paths, *i.e.*, the seeds with lower transition probabilities. However, the existing models only focus on power schedule for seeds but ignore the power schedule for bytes. In fact, the transitions contain more information of the execution states, which can be utilized to optimize power schedule for bytes.

We observe that the differences between two execution paths of a transition imply properties of programs under test (PUTs). Specifically, if a path transition results in a significantly shorter path, the transition is likely related to a validation check. In this research, we follow the definition in You *et al.* [37]: if a path constraint guards error-handling code, then it is a validation check; otherwise, it is a non-validation check. The execution paths that examine the error-handling code are usually much shorter than the paths that examine functional code. The reason lies in the fact that the error-handling code usually leads to the termination of a program. As shown in Fig. 1, if an input fails the *validation check I*, the input will flow into the *error-handling code I*, whose length is 10 edges. On the other hand, if another input passes the *validation check I* and *validation check II*, the length of the execution path is at least 100 edges.

Moreover, if a path transition discovers an execution path that includes new edges, it is likely to explore an undiscovered region. Intuitively, more new edges covered in a path may lead us to more undiscovered descendants as it may have touched more new code areas, so that we should focus more on such seeds that discovered more new edges until they have been thoroughly tested. Considering the limited time budget of fuzzing campaigns, the prioritization of seeds that exercise paths with more undiscovered descendants can further improve the efficiency of code discovery. We show in Fig. 1 that if the new edges in the path  $ACFJLN$  are  $CF$ ,  $FJ$ ,  $JL$ , and  $LN$ , the undiscovered basic blocks that the path  $ACFJLN$  can reach are  $I$ ,  $K$ ,  $M$ ,  $O$ , and  $P$ ; on the other hand, if another path  $ABDG$  includes new edges  $BD$  and  $DG$ , the undiscovered basic block that the path  $ABDG$  can reach is  $H$ . Therefore, the input that exercises the new path  $ACFJLN$  is more likely to explore larger undiscovered code regions.

In this paper, we propose a lightweight approach, **TRUZZ**, to improve the performance of CGFs. Different from other existing



**Figure 1: An example of validation checks and code coverage. The execution paths containing error-handling code is likely to be shorter than the paths of functionalities. As for code coverage, a newly discovered path that includes more new edges is likely to have more undiscovered descendants.**

CGFs, our TRUZZ determines the validation-related bytes without complex static analysis and dynamic analysis. Concretely, TRUZZ intends to protect bytes related to validation checks, and prioritizes seeds that are more likely to explore larger new code regions. It infers the relations between input bytes and validation checks. Based on the aforementioned observation, if mutation of certain bytes results in exercising a significantly shorter path, then the bytes are likely related to a validation check. In order to determine such a relationship, TRUZZ computes a scalar, the *fitness*, for each byte, measuring how likely a byte is related to a validation check. Based on the fitness score, TRUZZ then assigns lower mutation probabilities to the validation-related bytes, locking them from being mutated. Furthermore, in order to prioritize seeds, TRUZZ ranks each seed based on the number of newly discovered edges when a seed is first retained. The top seed will be selected to be mutated in the next fuzzing round.

The experimental results indicate that the integration of our approach and the existing CGFs can further improve the performance of CGFs. Our approach can help mitigate the aforementioned problem of the imprecise inference of byte-constraint relations. It focuses on the fine granularity of byte schedule, which can improve the performance of coverage discovery. Meanwhile, our approach steers computing resources towards functional code rather than error-handling code. Due to the limited time budget, the Seed Prioritization in our approach further improves the performance of power schedule.

We evaluate the performance of TRUZZ by applying it onto 6 state-of-the-art fuzzers, *i.e.*, NEUZZ [31], GreyOne [12], AFL [41],

MOPT [21], FuzzFactory [23], and AFLFast [5], and conduct fuzz testing on 8 target programs. The experimental results show that TRUZZ-equipped fuzzers discover more code coverage and bugs than the vanilla fuzzers. We summarize our contributions as follows.

- We *first* propose a lightweight generalized framework of byte schedule and Seed Prioritization, TRUZZ, to improve the performance of CGFs, utilizing the differences of paths in path transitions, as such differences can indicate properties of target programs, e.g., the validation checks and the undiscovered code regions.
- We evaluate our approach with respect to valid input generation. The experimental results indicate that, with the help of TRUZZ, 16.14% on average more inputs can pass the validation checks and flow into functional code.
- We implement our framework with 6 state-of-the-art fuzzers, AFL, AFLFast, NEUZZ, MOPT, FuzzFactory, and GreyOne, and compare the performance with vanilla fuzzers. On average 24.75% more edge coverage has been identified. Moreover, TRUZZ-equipped fuzzers expose 13 bugs in 8 target programs, and 6 of them have not been identified by the vanilla fuzzers.

## 2 RELATED WORK AND MOTIVATION

In this section, we introduce the related work of Coverage-guided Greybox Fuzzing (CGF). We then attempt to motivate our approach by demonstrating the weaknesses of current CGFs.

### 2.1 Coverage-guided Greybox Fuzzing

The basic idea of CGF is to explore more code coverage so that it may trigger a bug hiding in certain code regions [1, 13, 19, 25, 35, 38, 43]. A general CGF has a seed corpus which contains the initial inputs and “interesting” inputs that are retained from the generated inputs during fuzzing. The initial inputs are usually manually created according to the input specifications of PUTs or collected from the Internet. The “interesting” inputs are the ones that try to discover new code coverage during fuzzing. Specifically, during each round of fuzzing, CGF selects a seed from the seed corpus and generates new inputs by performing mutations on the bytes in the seed [6, 9, 15]. Most CGFs randomly select byte(s) to be mutated [5, 41] or select byte(s) that are related to a certain path constraint [8, 12, 31]. When a generated input discovers new code coverage (e.g., new edges), CGF will retain the input as a new seed. The loop that includes selection, mutation, and retention ensures the effectiveness of code coverage discovery [5, 41, 42].

Most CGFs obtain the coverage information via instrumenting a bitmap to indicate new edges. A bitmap is a compact vector that records the discovered edges in the current execution. Each edge is assigned with an identifier which is also the index of the bitmap. When an edge is examined, the corresponding element of the bitmap will increase the value by one. As a result, if the value of an element is 0, the corresponding edge is not examined; otherwise, if the value of an element is non-zero, the corresponding edge is examined. Therefore, a new edge is determined if the corresponding element of the bitmap has flipped from 0 to non-zero in the current execution.

**2.1.1 Path Constraints.** A major roadrock of fuzzing efficiency improvement is the path constraints, especially the tight constraints,

```

1 // a is related to input[0], b is related to input[1:4]
  void test (char a, int b) {
2     ...
3     if (a == 100) { // validation check
4         if (b > 10) {
5             functionality_code_1();
6         } else {
7             functionality_code_2();
8         }
9     } else {
10        // error-handling code
11        error_handler();
12    }
13 }

```

**Figure 2: Validation check.** If an input fails the validation check, it will be trapped in the error-handling code.

such as `if (x[5]==0xee)`. Many fuzzers utilize symbolic execution to resolve path constraints, but suffer from significantly slow execution speed [32, 40]. Because the bytes related to a path constraint are usually a small portion of an input, some other fuzzers utilize taint analysis to build the relationships between input bytes and path constraints [8, 17, 20, 27, 36]. Taint tracking can identify promising input bytes that affect program’s certain operations [10, 14, 16, 26, 29, 33]. When resolving a path constraint, fuzzing only needs to mutate the related bytes so that they improve the efficiency of passing roadrocks. However, taint analysis still introduces high overhead that limits the improvement of performance. T-Fuzz [24] utilizes program transformation to remove path checks so that fuzzing can explore deep code, but it requires many engineering efforts to transform programs.

More lightweight approaches are proposed to resolve path constraints, which infer the relationships between input bytes and path constraints based on the changes of execution states [2, 12, 30, 31]. For instance, NEUZZ [31] builds up deep learning models for the relationships between input bytes and branch behaviors. The branch behaviors indicate the execution states of satisfied or unsatisfied path constraints. The models have a high chance to include extra bytes for a certain path constraint because they approximately build the relationships [31]. Similarly, the inference approach of GreyOne [12] is that, if mutation of a byte results in changing the value of a variable, then the byte is related to the variable. When the variable is checked in a path constraint, the byte is also related to the path constraint. However, the change of bytes related to the outer conditions can also influence the value of variables related to the inner conditions (see Fig. 2). Therefore, the related bytes for inner conditions will include extra bytes. Due to extra bytes, fuzzing may mutate the bytes related to the outer condition, which will alter the branch of outer condition, resulting in decreasing the effectiveness of resolving the path constraint of inner condition.

**2.1.2 Power Schedule Optimization.** Another way to improve the performance of CGF is to optimize fuzzing schedules via formulating fuzzing processes [3, 5, 21, 39]. For general CGFs (e.g., AFL [41]), they assign almost the same energy for each seed. However, different seeds have different potentials to discover new coverage. Therefore, based on formulating fuzzing processes, CGFs [5, 39] assign more energy to seeds that are more likely to discover new

coverage. A optimization for power schedule is based on the formulation of path transitions. CGFs build the probability distributions of path transitions via observing the result of each mutation. More energy will be assigned to the seeds that have higher probabilities to transition to an undiscovered path. However, they only focus on the power schedule for seeds but ignore the schedule for bytes.

## 2.2 Motivating Example

TRUZZ improves the performance of CGFs based on the differences between path transitions. In this section, we show an example that motivates this research, *i.e.*, the requirement for the byte schedule.

As shown in Fig. 2, line 2 is a validation check because it guards the error-handling code in line 8. In order to test the functional code (lines 4 and 6), fuzzing has to satisfy the validation check in line 2. On the other hand, if a seed has already satisfied the condition in line 2, the later fuzzing campaigns should not mutate the bytes related to the condition. Therefore, some state-of-the-art fuzzers [12, 30, 31] improve the efficiency of resolving the path constraints via inferring the byte-constraint relation. For example, the length of input in Fig. 2 is 5 bytes and a random mutation may generate  $256^5$  new inputs and most of them will be rejected by the validation check in line 2. However, if a fuzzer can infer that the first byte is the only byte related to the constraint, it only needs at most 256 mutations to bypass the constraint.

The problem is that the inference may include extra bytes for a path constraint. The reason lies in the fact that the inference relies on the changes of execution states, and the changes may be explicitly or implicitly influenced by certain bytes. For example, the constraint of line 3 in Fig. 2 is explicitly influenced by variable  $b$  and implicitly influenced by variable  $a$ . Therefore, for both NEUZZ and GreyOne, the bytes related to line 3 are `input[0 : 4]`, *i.e.*, the bytes related to both  $a$  and  $b$ . As a result, fuzzers may mutate the byte `input[0]` when resolving the constraint of line 3, and generate many inputs that examine the code `error_handler()` rather than the functionalities. Therefore, in order to examine the functionalities, the byte `input[0]` that satisfies the check should not be mutated.

Our TRUZZ mitigates the aforementioned problem via identifying the bytes related to validation checks based on path transition. When TRUZZ mutates the related bytes, it will protect the bytes related to the validation checks (*e.g.*, the byte `input[0]` in Fig. 2). Therefore, most of the generated inputs examine the functional code and avoid being trapped in the error-handling code. Meanwhile, the path transitions are also utilized to prioritize seeds, which can further improve the efficiency of CGFs.

## 3 METHODOLOGY OF TRUZZ

Motivated by the aforementioned observation that the differences in path transitions imply internal states of programs, we design the TRUZZ as a lightweight framework to improve the code coverage and efficiency of CGFs. Our TRUZZ is lightweight because it does not utilize complex taint analysis [8, 20] to obtain related bytes or approaches to pinpoint the error-handling code regions [18]. As shown in Fig. 3, TRUZZ consists of two core components, Byte Analysis and Seed Prioritization.

TRUZZ performs Byte Analysis on each seed to identify the bytes related to validation checks. It determines the validation-related

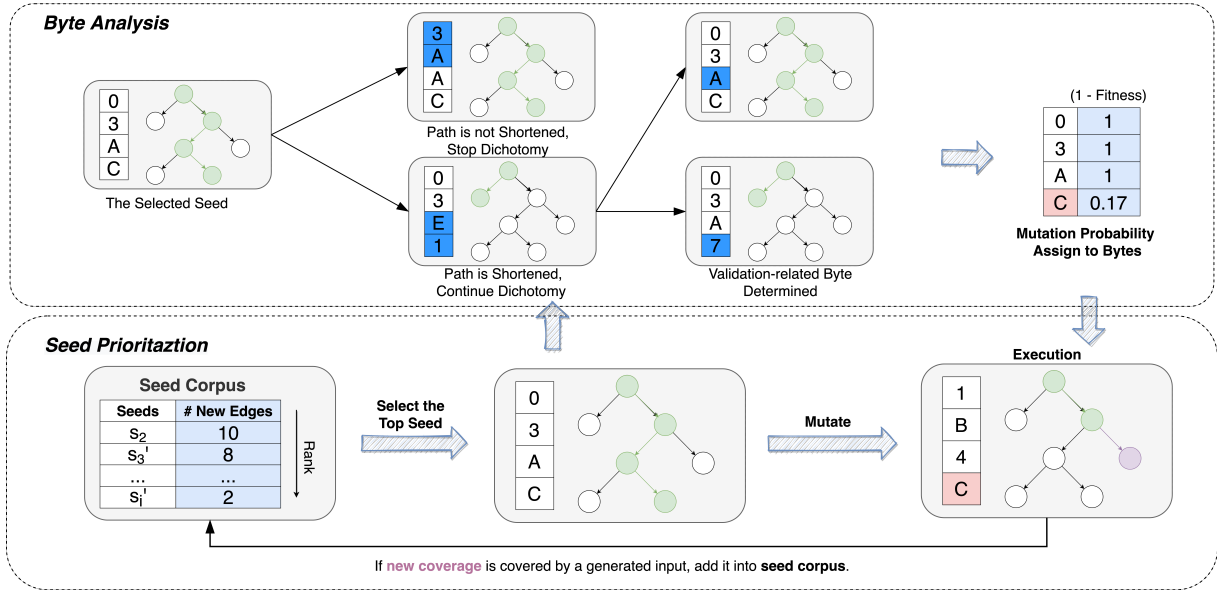
bytes if mutation of those bytes results in significantly shorter execution paths. Since validation-related bytes are sparse in inputs, TRUZZ utilizes dichotomy to improve the efficiency of the process. Note that the Byte Analysis is only performed once for each seed, which introduces small overhead. During the mutation stage, the validation-related bytes are protected so that most of the generated inputs examine the functional code, instead of being rejected by the validation checks. Then, in Seed Prioritization, TRUZZ ranks each seed when they are added to the seed corpus. The seeds with more newly discovered edges are tagged with higher rankings, which are utilized to prioritize seeds. The combination of Byte Analysis and Seed Prioritization intends to optimize power schedule in fuzzing via the balance of “*exploitation* vs. *exploration*”. Byte Analysis focuses more on the “*exploitation*” because it puts more efforts on fuzzing functionality code. On the other hand, Seed Prioritization intends to “*explore*” because it prefers seeds that have more potential to discover more code regions.

### 3.1 Byte Analysis

In this stage, TRUZZ builds up a probability distribution for input bytes, and selects bytes to be mutated based on the distribution. The probabilities are gained based on the differences between two execution paths in a path transition. Essentially, if a byte is more likely related to validation checks, the byte will be selected with a smaller probability. As a result, the validation-related bytes are protected during fuzzing, and the generated inputs are more likely to explore the functionalities of programs. TRUZZ first measures how likely a byte is related to a validation check as a scalar, the *fitness*, and further assigns a mutation probability to the byte.

**3.1.1 Fitness for Bytes.** In order to measure how likely a byte is related to validation checks, TRUZZ first mutates each byte and computes the *fitness* based on the differences in the path transition. Equation 1 defines the fitness  $f(i, m)$  for the  $i^{th}$  to  $(i + m)^{th}$  bytes. Specifically, let  $s$  be a seed, and  $s'$  be the generated input obtained by mutating the  $i^{th}$  to  $(i + m)^{th}$  bytes of the seed. Suppose that the seed  $s$  exercises the path  $P_s$  and the input  $s'$  exercises the path  $P_{s'}$ . Note that, a path consists of a set of edges in this context. In the equation,  $P_s \cap P_{s'}$  is the subset of edges that belong to both paths  $P_s$  and  $P_{s'}$ , and  $|*|$  presents the number of edges in a set. For example,  $|P_s \cap P_{s'}|$  indicates the number of edges that belong to the intersection of paths  $P_s$  and  $P_{s'}$ .

Recall that, if an input exercises an execution path that contain error-handling code, the length (*i.e.*, the number of edges) may be significantly shorter than the path exercised by the corresponding seed. In Equation 1,  $\frac{|P_s| - |P_{s'}|}{|P_s|}$  indicates how significantly the length of path has been shortened. Further,  $\frac{|P_s \cap P_{s'}|}{|P_s|}$  measures the intersection of the execution paths  $P_s$  and  $P_{s'}$ , *i.e.*, the edges changed in the path transition. The reason we not only consider the length of paths is that, when the difference of length and the intersection of paths are both small, the two paths will be quite different but have similar lengths. In such (rare) cases, the bytes having been mutated are more likely to be related to a validation check and the *fitness* should be large. Therefore, Equation 1 measures the differences in a path transition pertaining to the changes of both length and



**Figure 3: Overview of TRUZZ.** TRUZZ ranks each seed and prioritizes seeds with higher ranks. When a seed is selected, TRUZZ will perform *Byte Analysis* to identify the bytes related to validation checks. Then, during the mutation stage, it will avoid mutating the protected bytes with a high probability.

individual edges.

$$f(i, m) = \begin{cases} \frac{1}{2} \times \left[ \frac{|P_s| - |P_{s'}|}{|P_s|} + \left(1 - \frac{|P_s \cap P_{s'}|}{|P_s|}\right) \right] & |P_s| > |P_{s'}| \\ 1 - \frac{|P_{s'}| + |P_s \cap P_{s'}|}{2|P_s|} & |P_s| \leq |P_{s'}| \\ 0, & |P_s| \leq |P_{s'}| \end{cases} \quad (1)$$

Here we take Fig. 1 as an example for computing *fitness*  $f(i, m)$ . Suppose that a valid seed examines the *functional code III* and explores  $P_s = 20 + 60 + 40 = 120$  edges. If mutating the  $a^{th}$  byte of the seed generates an input that flows into *error-handling code II*, the input explores  $P_{s'} = 20 + 10 = 30$  edges. Based on Equation 1, the fitness is calculated as  $f(a, 0) = \frac{1}{2} \times \left[ \frac{120-30}{120} + \left(1 - \frac{20}{120}\right) \right] \approx 0.79$ . If we mutate the  $b^{th}$  to  $(b+c)^{th}$  bytes and the generated input examines the *functional code VI*, the new input explores  $20 + 60 + 20 = 100$  edges. Then, the fitness is  $f(b, c) = \frac{1}{2} \times \left[ \frac{120-100}{120} + \left(1 - \frac{80}{120}\right) \right] = 0.25$ . Thus, TRUZZ infers that the  $a^{th}$  byte is more likely to be related to validation checks than the  $b^{th}$  to  $(b+c)^{th}$  bytes.

**3.1.2 Dichotomy for Byte Analysis.** The calculation of fitness byte by byte is time-consuming, especially when an input includes a large number of bytes. Fortunately, validation checks are sparse in programs, *i.e.*, only a small portion of input bytes are related to validation checks. Most of the input bytes flow into the code of functionalities. With this in mind, we utilize a dichotomy method to improve the computing efficiency. If mutation of the bytes belonging to the current segment results in a fitness lower than the threshold or the size of the segment is small enough, all bytes in the segment are set to the same fitness; otherwise, TRUZZ continues the dichotomy until the validation-related bytes are identified.

As shown in Algorithm 1, TRUZZ first creates an array  $F$  presenting the *fitness* value for each byte (line 1) and initializes a set  $D$  with the left and right half intervals of a seed (lines 2-4). Then the dichotomy starts. During the loop, if  $D$  is not empty, TRUZZ obtains an interval denoted by the starting and ending indexes, mutates the bytes, and determines the path  $P_{s'}$ , which is covered by the mutated input  $s'$  via the bitmap  $B'$  (lines 5-9). With the paths  $P_s$  and  $P_{s'}$ , according to Equation 1, TRUZZ computes the *fitness* for bytes in the current interval (line 10). If the *fitness* is smaller than a predefined threshold or the length of the current interval is less than the predefined minimum length, all the bytes in the interval are assigned with the value of *fitness* (lines 11-12). Otherwise, TRUZZ continues the dichotomy by creating new intervals and appends them into the set  $D$  (lines 14-15). Considering that in each round of dichotomy, TRUZZ is able to handle at most half of the bytes within one mutated input, so the assignment of fitness for bytes performs in an efficient manner.

For example, as shown in Fig. 3, the seed for the target program is 03AC. During the stage of *Byte Analysis*, TRUZZ mutates the first two bytes 03, and generates the input 3AAC. Because the execution paths exercised by 03AC and 3AAC do not change, TRUZZ assigns fitness to the first two bytes as 0, which is definitely smaller than the threshold. On the contrary, when mutating the other half bytes AC, the execution path is significantly shorter and the *fitness* value is 0.83, which is larger than the threshold, so that the dichotomy continues. Then, TRUZZ continues to split the bytes AC into two halves A and C. Finally, TRUZZ infers that the last byte C is related to the validation check. Based on dichotomy, TRUZZ only needs to conduct roughly  $2 \times \log_2(N)$  mutations, where  $N$  is the length of an input. Note that a larger threshold of fitness and a larger

**Algorithm 1: Dichotomy for Byte Analysis**


---

**Input:** The current seed,  $s$ . The path exercised by  $s$ ,  $P_s$ . The minimum length of interval,  $l$ . The threshold of fitness,  $t$ .

**Variables** : A Bitmap that determines code coverage,  $B$ . The start index of an interval,  $b$ . The end index of an interval,  $e$ . A set of  $(b, e)$  intervals,  $D$ . The fitness,  $f$ .

**Output:** An array of  $f$  for each byte,  $F$ .

```

1  $size \leftarrow \text{length}(s) - 1$ ;
2  $F[0 : size] \leftarrow 0$ ;
3  $D \leftarrow D \cup (0, size/2)$ ;
4  $D \leftarrow D \cup (size/2 + 1, size)$ ;
5 while  $\text{has\_next}(D)$  do
6    $(b, e) \leftarrow \text{pop}(D)$ ;
7    $s' \leftarrow \text{mutate\_bytes}(s, b, e)$ ;
8    $B' \leftarrow \text{execute}(s')$ ;
9    $P_{s'} \leftarrow \text{get\_path}(B')$ ;
10   $f \leftarrow \text{calculate\_fitness}(P_s, P_{s'})$ ;
11  if  $f < t$  or  $e - b < l$  then
12     $F[b : e] \leftarrow f$ ;
13  else
14     $D \leftarrow D \cup (b, (b + e)/2)$ ;
15     $D \leftarrow D \cup ((b + e)/2 + 1, e)$ ;

```

---

threshold of interval size will reduce the computing cost but lead to a coarse-grained result.

**3.1.3 Probability for Bytes Mutation.** To protect bytes related to validation checks, based on the *fitness*, TRUZZ decides whether a byte can be mutated or not when generating a new input. The purpose of assigning a mutation probability to each byte is to avoid mutating the validation-related bytes with a high probability. TRUZZ assigns the mutation probability according to Equation 2.

$$p(i, m) = \max(1 - f(i, m), L_p), \quad (2)$$

where  $f(i, m)$  is the *fitness* of  $i^{th}$  to  $(i + m)^{th}$  bytes. A larger fitness of a byte will lead to a smaller probability to be mutated, so that a validation-related byte could be protected from mutation. Note that we also set a lower bound of the probability  $L_p$  to ensure that fuzzing will still generate inputs to fail the validation checks and cover the error-handling code, instead of ignoring it at all.

## 3.2 Seed Prioritization

Most CGFs sequentially select seeds to be mutated [2, 5, 20, 27, 30, 31, 41], *i.e.*, they select seeds based on the order of the seeds added to the seed corpus. However, seeds differ from their potential to explore undiscovered code regions. Due to the limited time budget, this scheme may miss opportunities to discover more code coverage. In order to improve the efficiency of code discovery, TRUZZ heuristically determines the potential for each seed to discover more code coverage. Intuitively, if a newly discovered path includes more new edges, the path is likely to explore a code region with more undiscovered code lines. That is, a new path that includes more new edges has a higher chance to have more descendants of undiscovered blocks (*e.g.*, the blocks  $I, K, M, O, P$  in Fig. 1). Therefore, TRUZZ ranks each seed based on the number of new edges in a newly discovered execution path. The larger the number of new edges, the higher priority to select the corresponding seed. Note that, TRUZZ updates the rankings of each seed during fuzzing

**Algorithm 2: Seed Prioritization**


---

**Input:** Seed Corpus,  $S$ . The number of mutations, *energy*.

**Variables** : The number of new edges,  $n$ . The number of new edges found by mutating one seed,  $n_{all}$ . A set of (seed, # new\_edges) tuples,  $M$ . A generated input,  $i$ . A bitmap that tracks code coverage,  $B$ .

```

1  $B_{overall} \leftarrow \emptyset$ ;
2 for  $s \in S$  do
3    $B \leftarrow \text{execute}(s)$ ;
4    $n \leftarrow \text{count\_map}(B \setminus (B_{overall} \cap B))$ ;
5   if  $n > 0$  then
6      $M \leftarrow M \cup (s, n)$ ;
7    $B_{overall} \leftarrow B_{overall} \cup B$ ;
8  $M \leftarrow \text{sort}(M)$ ;
9 while True do
10   $s \leftarrow \text{select\_seed}(M)$ ;
11   $n_{all} \leftarrow 0$ ;
12  while  $\text{energy} > 0$  do
13     $i \leftarrow \text{mutate}(s)$ ; ▷ Based on Byte Analysis
14     $B' \leftarrow \text{execute}(i)$ ;
15     $n' \leftarrow \text{count\_map}(B' \setminus (B_{overall} \cap B'))$ ;
16    if  $n' > 0$  then
17       $M \leftarrow M \cup (i, n')$ ;
18     $\text{energy} \leftarrow \text{energy} - 1$ ;
19     $B_{overall} \leftarrow B_{overall} \cup B'$ ;
20     $n_{all} \leftarrow n_{all} + n'$ ;
21   $M \leftarrow \text{update}(s, n_{all})$ ;
22   $M \leftarrow \text{sort}(M)$ ;

```

---

campaigns. If a seed discovers only a few new edges after being fuzzed many times, TRUZZ decreases the ranking of the seed.

As shown in Algorithm 2, TRUZZ first performs a dry run to assign rankings for initial seeds (lines 1-8). The bitmap  $B_{overall}$  tracks all history edge coverage, and is set to empty at the beginning (line 1). For all the initial seeds, TRUZZ tests all of them and adds the seeds to the set  $M$  if they discover new coverage (lines 2-6). Along with the seed, the set  $M$  also includes the number of new edges discovered by the seed. Then, TRUZZ merges the current bitmap  $B$  into the overall bitmap  $B_{overall}$  (line 7). Based on the rankings of seeds, TRUZZ selects a top seed from the seed corpus (line 10). After assigning the energy (*i.e.*, the number of mutations) to the selected seed (line 12), TRUZZ mutates the seed based on the *fitness* computed in Byte Analysis phase and generates a new input (line 13). After the program is executed with the new input, fuzzing checks whether the corresponding bitmap has at least a non-zero element that has never been covered before (lines 14-15). If so, TRUZZ counts the number of such non-zero elements, and retains the new input as a new seed (lines 16-17). Then, the energy decreases by one and the current bitmap is merged into the overall bitmap (lines 18-19). According to the number of new edges discovered by mutating the seed  $s$ ,  $n$  will be updated with  $n_{all}$ . TRUZZ sorts the seeds in the seed corpus based on the number of new edges found (lines 22).

## 3.3 Application

Our approach can be applied to other CGFs without much efforts. The improvement is added to the stages when fuzzing selects a seed and when fuzzing selects a byte. The seed corpus is ordered based on seed rankings so that other fuzzers select seeds from the top of the ordered sequence. Most CGFs randomly select bytes to be mutated or select bytes that are related to certain path constraints.

**Table 1: Target programs.**

Target	Source file	Input format	Test instruction
<b>tiff2bw</b> <b>tifftsplit</b>	libtiff-4.0.9	tiff	tiff2bw @@ <sup>1</sup> /dev/null tifftsplit @@ /dev/null
<b>nm</b> <b>objdump</b> <b>readelf</b> <b>size</b> <b>strip</b>	binutils-2.30	ELF	nm -C @@ objdump -D @@ readelf -a @@ size @@ strip -o tmp_file @@
<b>djpeg</b>	libjpeg-9c	jpeg	djpeg @@

<sup>1</sup> @@: A placeholder indicating that the input is a file.

After other CGFs select a byte, our TRUZZ will accept or reject the selection based on the probability distributions of bytes. In order to obtain the probability distributions, TRUZZ integrates our Byte Analysis into the deterministic stage if other fuzzers have the stage. This stage mutates seeds byte by byte based on the determined mutation strategy. If a fuzzer does not perform the deterministic stage, TRUZZ conducts a pre-mutation to obtain probabilities.

## 4 EVALUATION

In this section, we run experiments to verify the performance of TRUZZ and to answer the following research questions:

- **RQ1:** How effective is Byte Analysis to guide more generated inputs flow into functional code?
- **RQ2:** To what extent can avoiding mutating validation-related bytes and how can Seed Prioritization improve the efficiency of fuzz testings?
- **RQ3:** How many bugs can be (uniquely) discovered by the proposed framework?

### 4.1 Experimental Setup

In order to evaluate our TRUZZ, we implemented TRUZZ with 6 state-of-the-art fuzzers and compared the performance with the corresponding vanilla fuzzers. Specifically, we ran each fuzzer on 8 target programs for 24 hours, and then repeated the experiment for 5 times. All our measurements were performed on a system running Ubuntu 18.04 with Intel(R) Xeon(R) Gold 6230R CPU and 4 NVIDIA GeForce RTX 2080 Ti GPUs.

**Benchmark Fuzzers.** As mentioned earlier, we select 6 fuzzers to evaluate our approach. NEUZZ [31] and GreyOne [12] are selected because they infer byte-constraint relation to resolve constraints. We choose AFL [41] because it is a general CGF. We also choose some extensions of AFL. AFLFast [5] improves AFL via formulating path transitions. MOPT [21] optimizes AFL’s mutation operator schedule. FuzzFactory [23] generalizes coverage-guided fuzzing to domain-specific testing goals.

- **NEUZZ** models relations between input bytes and branch behaviors by utilizing neural networks. In order to apply Byte Analysis to NEUZZ, TRUZZ (NEUZZ) performs a pre-mutation before the mutation strategy proposed by NEUZZ.
- **GreyOneFTI** utilizes a lightweight and sound fuzzing-driven taint inference (FTI) to infer the relations between input bytes

and variables in path constraints. We name the fuzzer as GreyOneFTI because GreyOne does not release its code and we try our best efforts to implement its core of FTI. TRUZZ (GreyOneFTI) improves GreyOneFTI via protecting the bytes related to the outer conditions.

- **AFL**, the American Fuzzy Lop, is a widely-used CGF, which has discovered many bugs in real-world applications. TRUZZ (AFL) improves GreyOneFTI via protecting the bytes related to the outer conditions.
- **AFLFast** is developed based on AFL and optimizes power schedule via formulating path transitions. As a result, AFLFast prefers assigning more computing resources to the paths that are exercised with low frequency. Similar to TRUZZ (AFL), TRUZZ (AFLFast) applies byte probability to select bytes.
- **MOPT** utilizes Particle Swarm Optimization (PSO) algorithm to achieve mutation operator schedule. TRUZZ (MOPT) applies Byte Analysis in all types of fuzzing modes to protect the bytes related to validation checks. we set the parameter *-L* as 60. MOPT provides two types of pacemaker fuzzing modes and we choose *MOPT-AFL-tmp* for the experiments.
- **FuzzFactory** [23] saves intermediate inputs if they make progress in domain-specific states. The implementation of TRUZZ (FuzzFactory) is similar to that of TRUZZ (AFL).

**Target Programs.** We evaluated TRUZZ on 8 different real-world programs (as shown in Table 1), which we adopted from the evaluation of NEUZZ [31] and MOPT [21]. *nm* lists the symbols from object files. *objdump* displays information about object files. *readelf* displays information about ELF format object files. *size* lists the section sizes for each of the binary files. *strip* discards all symbols from object files. *djpeg* is a widely-used tool for handling JPEG image files. *tiff2bw* converts a color TIFF image to greyscale. *tifftsplit* splits a multi-image TIFF into single-image TIFF files.

**Initial Seeds.** To make the comparison fair, we run each fuzzer on each target application with the same initial seeds collected from target program’s test suite and public seed corpus (NEUZZ [31] and MOPT [21]). NEUZZ is different from other fuzzers because it requires an initial dataset. According to the setup described in NEUZZ [31], we run AFL for an hour to collect an initial training set  $(X, Y)$ , where  $X$  is a set of input bytes and  $Y$  represents the corresponding edge coverage bitmap. The average size of 8 initial training set is 1,005.

### 4.2 RQ1: Effectiveness of Byte Analysis

As described in the methodology, TRUZZ uses Byte Analysis to identify bytes associated with validation checks. Then, we will mutate the validation-related bytes much less often than other bytes. Therefore, TRUZZ relies heavily on the accuracy of Byte Analysis. As such, this subsection analyzes such accuracy of TRUZZ’s Byte Analysis. We manually analyze five programs utilized in the experiment to mark all error-handling paths in these programs, including *nm*, *objdump*, *readelf*, *size*, and *strip*. For the analysis methods, we adopt the manual analysis method used by FIFUZZ [18]. We scan the definition of each error function, and check whether it can trigger an error by returning an error code or a null pointer. Each time a mutated input is generated and executed, we determine

Table 2: Original vs. TRUZZ-equipped fuzzers on the percentage of valid input generated.

Program	# of validation checks	NEUZZ				TRUZZ (NEUZZ) <sup>1</sup>				Improvement of Valid Ratio
		# of inputs generated			Valid Ratio	# of inputs generated			Valid Ratio	
		Valid <sup>2</sup>	Invalid <sup>3</sup>	Total		Valid	Invalid	Total		
nm	41	266,119	6,689,897	6,956,016	3.82%	2,531,141	4,424,875	6,956,016	36.38%	32.56%↑
objdump	46	537,032	6,566,985	7,104,017	7.55%	1,957,187	5,146,830	7,104,017	27.55%	20.00%↑
readelf	183	528,506	6,645,851	7,174,357	7.36%	866,535	6,307,822	7,174,357	12.07%	4.71%↑
size	11	543,830	6,396,120	6,939,950	7.83%	1,576,477	5,363,473	6,939,950	22.71%	14.88%↑
strip	150	460,160	6,783,308	7,243,468	6.35%	1,079,114	6,164,354	7,243,468	14.90%	8.55%↑

<sup>1</sup> TRUZZ (NEUZZ): an implementation of Truzz framework using NEUZZ as the fuzzer.

<sup>2</sup> Valid: indicates that the inputs pass all validation checks.

<sup>3</sup> Invalid: indicates that the inputs flow into error-handling code.

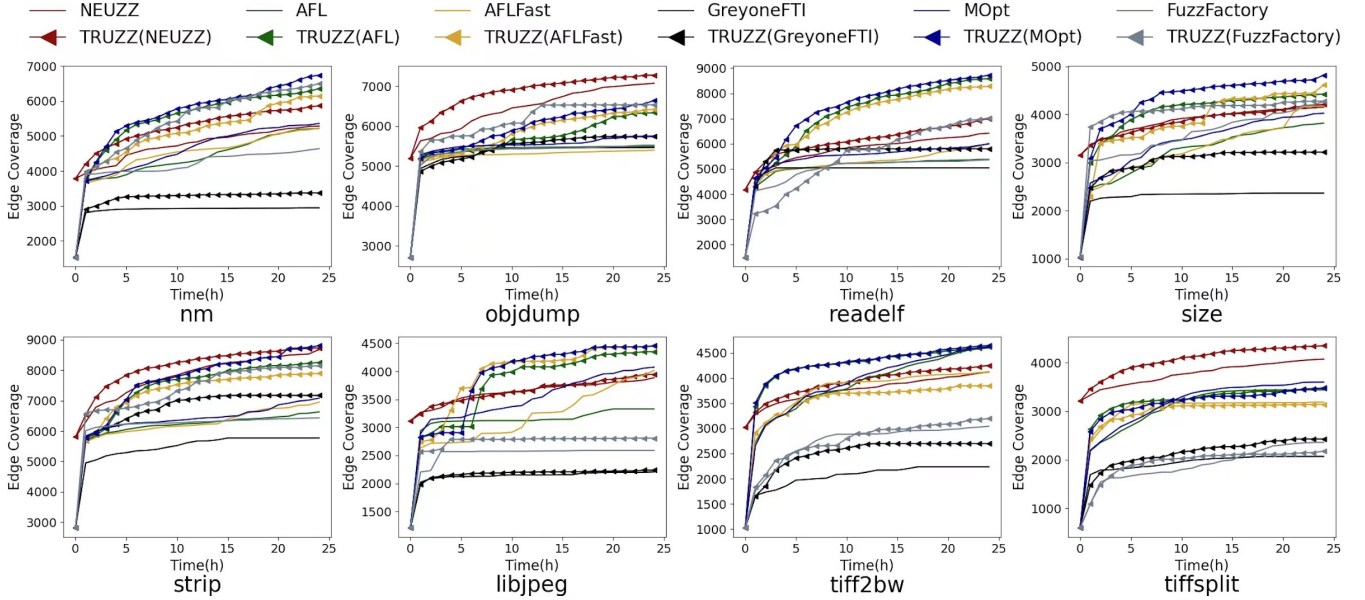


Figure 4: The edge coverage of different fuzzers running for 24 hours.

whether the input exercises the error-handling path and count the number of those paths during fuzzing. An input is considered “valid” if it passes all validation checks and triggers no error-handling code.

To avoid the impact of Seed Prioritization, we implement the TRUZZ only with Byte Analysis in this experiment. Finally, we take NEUZZ and TRUZZ(NEUZZ) as an example to illustrate the accuracy of Byte Analysis. In NEUZZ’s mutation strategy, it randomly selects 500 edges and takes the derivative of two seeds for each edge. Then the gradient information obtained by derivation is recorded in the gradient file. Finally, NEUZZ will mutate based on this gradient file. In order to ensure the fairness of the experiment, 1,000 seeds are randomly selected and the same model is used for both fuzzers. Both NEUZZ and TRUZZ(NEUZZ) mutate inputs based on the same gradient file, and both of them have the same number of mutations. We calculate the proportion of valid inputs in their generated mutated inputs, as shown in Table 2. TRUZZ(NEUZZ) generates on average 16.14% more valid samples than NEUZZ. Especially for nm and objdump, TRUZZ(NEUZZ) generates over 20% more valid samples than NEUZZ.

**Answer to RQ1.** Under the same experimental conditions, TRUZZ can generate more valid samples than the vanilla fuzzers.

### 4.3 RQ2: Code Coverage Discovery

A bug is triggered only when the related code regions are explored. Therefore, code coverage is an important metric for coverage-guided fuzzers. We run two versions of fuzzers on eight programs for 24 hours (repeated five times) and leverage AFL’s afl-showmap tool[41] to compute the code coverage. Then we compared the average performance with respect to edge coverage. We first evaluated the growth trend of edge coverage by two versions of fuzzers. As shown in Fig. 4, TRUZZ-equipped fuzzers have a steady and stronger growth trend on all target programs except for tiff2bw and tiffsplit. Note that, for NEUZZ, as there are 1,000 initial seeds involved, the edge coverage at the starting point is much higher than other fuzzers with only one initial seed.

Specifically, TRUZZ-equipped fuzzers achieve better new edges coverage, for most of the programs than the vanilla versions as

**Table 3: Original vs. TRUZZ-equipped fuzzers on the number of new edges found in 24 hours.**

Program	# of New Edges										
	AFL	TRUZZ (AFL)	AFLFast	TRUZZ (AFLFast)	NEUZZ	TRUZZ (NEUZZ)	MOPT	TRUZZ (MOPT)	FuzzFactory	TRUZZ (FuzzFactory)	GreyoneFTI
nm	3,690	4,828(30.84%↑)	3,694	4,620(25.07%↑)	1,477	1,989(34.66%↑)	3,829	5,219(36.30%↑)	3,109	4,970(59.86%↑)	1,417
objdump	2,779	3,622(30.33%↑)	2,682	3,707(38.22%↑)	1,875	2,092(11.57%↑)	3,041	3,929(29.20%↑)	2,808	3,822(36.11%↑)	2,747
readelf	3,906	7,147(82.97%↑)	4,521	6,778(49.92%↑)	2,166	2,707(24.98%↑)	4,513	7,231(60.23%↑)	3,866	5,522(42.83%↑)	3,545
size	2,789	3,394(21.69%↑)	3,142	3,583(14.04%↑)	985	1,048(6.40%↑)	2,994	3,793(26.69%↑)	3,239	3,245(0.19%↑)	1,333
strip	3,821	5,444(42.48%↑)	4,140	5,086(22.85%↑)	2,804	2,861(2.03%↑)	4,270	5,989(40.26%↑)	3,620	5,331(47.27%↑)	2,961
libjpeg	2,122	3,145(48.21%↑)	2,808	3,240(15.38%↑)	755	844(11.79%↑)	2,862	3,254(13.70%↑)	1,384	1,602(15.75%↑)	1,000
tiff2bw	3,572	3,597(0.70%↑)	3,090	2,819(8.77%↓)	1,098	1,192(8.56%↑)	3,582	3,627(1.26%↑)	2,017	2,168(7.49%↑)	1,212
tiffsplit	2,844	2,886(1.48%↑)	2,592	2,545(1.81%↓)	845	1,130(33.73%↑)	3,005	2,869(-4.53%↓)	1,763	1,582(-10.27%↓)	1,473

**Table 4: The number of new edges found compared to vanilla fuzzers in 12 hours.**

Fuzzer	Average	Min.	Max.	Median
BA-equipped <sup>1</sup> NEUZZ	+14.84%	+8.06%	+27.34%	+12.79%
SP-equipped <sup>2</sup> NEUZZ	+11.51%	-2.97%	+33.05%	+8.63%
BA-equipped GreyOne	+17.43%	+1.72%	+42.73%	+17.96%
SP-equipped GreyOne	+52.16%	+13.91%	+147.45%	+42.07%
BA-equipped AFL	+0.58%	-0.77%	+1.65%	+0.71%
SP-equipped AFL	+30.83%	-3.95%	+55.56%	+40.44%
BA-equipped AFLFast	-0.39%	-4.06%	+6.07%	-0.7%
SP-equipped AFLFast	+16.90%	-16.51%	+44.42%	+18.29%
BA-equipped MOPT	-1.20%	-2.75%	+1.67%	-1.58%
SP-equipped MOPT	+27.31%	+1.03%	+49.39%	+31.47%
BA-equipped FuzzFactory	-1.84%	-4.50%	+0.10%	-1.82%
SP-equipped FuzzFactory	+33.42%	+16.69%	+66.91%	+26.74%

<sup>1</sup> BA-equipped: Use Byte Analysis to optimize the vanilla fuzzer only.

<sup>2</sup> SP-equipped: Use Seed Prioritization to optimize the vanilla fuzzer only.

**Table 5: Results of Vargna and Delaney’s  $\hat{A}_{12}$  scoring.**

Program	TRUZZ (AFL)	TRUZZ (AFLFast)	TRUZZ (GreyOneFTI)	TRUZZ (NEUZZ)	TRUZZ (MOPT)	TRUZZ (FuzzFactory)
nm	1.00	1.00	1.00	1.00	1.00	1.00
objdump	1.00	1.00	1.00	1.00	1.00	1.00
readelf	1.00	1.00	1.00	0.94	1.00	1.00
size	1.00	1.00	1.00	0.81	1.00	0.33
strip	1.00	1.00	1.00	0.66	1.00	1.00
libjpeg	1.00	0.94	1.00	0.69	1.00	1.00
tiff2bw	0.62	0.00	1.00	0.88	0.58	1.00
tiffsplit	0.73	0.42	1.00	1.00	0.13	0.00

shown in Table 3. On average, TRUZZ-equipped fuzzers discovered 24.75% more new edge coverage than vanilla fuzzers. For example, TRUZZ (AFL) discovers more than 20% edges than AFL in 6 target programs. However, due to AFL and AFLFast do not infer the byte-constraint relation, the reason why the code coverage decreases in some cases is still not clear. To reveal a possible root cause, we provide a case study in Section ?? . It would be interesting to ascertain the root cause in the future work.

We further evaluate the performance of TRUZZ using Vargha-Delaney A Measurement [34], where  $\hat{A}_{12} \in [0, 1]$  denotes the measure of stochastic superiority that population 1 is superior to population 2. If the two populations are equivalent, then  $\hat{A}_{12} = 0.5$ . An  $\hat{A}_{12}$  larger than 0.5 indicates that the population 1 is *stochastically larger* than the population 2, and vice versa. For example, the difference between TRUZZ-equipped fuzzer and vanilla fuzzer is determined as (1) big when  $\hat{A}_{12} \geq 0.71$ ; (2) medium when  $\hat{A}_{12} \geq 0.64$ ; and (3) small when  $\hat{A}_{12} \geq 0.56$ . Specifically, we test the numbers of new edges and path coverage collected from the five rounds of

experiments by vanilla and TRUZZ-equipped fuzzers after 24 hours. As shown in Table 5, the percentage of the results that  $\hat{A}_{12} \geq 0.71$  is 81.25%. Especially, 70.83% of the results achieve the highest score of  $\hat{A}_{12} = 1.00$ . Therefore, we conclude that the difference in new edge and path coverage between vanilla fuzzer and TRUZZ-equipped fuzzer is statistically large.

Further, We conducted separate experiments on Byte Analysis and Seed Prioritization in TRUZZ, as shown in Table 4. Byte Analysis equipped fuzzers (NEUZZ and GreyOne) and Seed Prioritization equipped fuzzers (all fuzzers) discovered 16.13±10.25% and 28.68±25.85% more new edges than vanilla fuzzers, respectively. The performance of Byte Analysis equipped AFL, AFLFast, MOPT, and FuzzFactory does not improve much. We believe the reason is that those fuzzers randomly select mutation positions, resulting in a low selection probability of mutating validation-related bytes.

Inference-based fuzzers such as NEUZZ and Greyone will firstly mutate interesting bytes(e.g., the bytes related to edges). However, based on their inference strategy, validation-related bytes are often considered as "interesting". If validation-related bytes are not protected during the mutation phase, mutated inputs will flow into the error-handling code. Therefore, Byte Analysis is more suitable for inference-based fuzzers, i.e., the fuzzers that infer the relationships between input bytes and path constraints.

**Answer to RQ2.** TRUZZ can significantly improve the coverage discovery (on average 24.75% more edge coverage). In 44 out of 48 program-fuzzer pairs, TRUZZ-equipped fuzzers achieve more code coverage than their vanilla fuzzers.

#### 4.4 RQ3: Bug Discovery

We compare TRUZZ-equipped fuzzers with vanilla fuzzers in terms of the number of real-world bugs.

We use GDB and afl-collect[28] to analyze the number of bugs discovered by a fuzzer. First, we use afl-collect to remove invalid crash samples and achieve crash sample de-duplication. Second, we use GDB to manually analyze the program logic for each bug, removing bugs that have the same root cause. Table 6 shows the number of unique bugs (accumulated in 5 runs) found in the eight real-world applications.

In total, vanilla fuzzers and TRUZZ-equipped fuzzers find 10 and 13 vulnerabilities in four applications, respectively. In the remaining four programs, all the fuzzers do not identify bugs in 24 hours. Specially, strip is reported as vulnerable only by TRUZZ-equipped fuzzers. For tiff2bw, it converts an RGB or Palette color TIFF

**Table 6: Bugs discovered by vanilla fuzzers (Orig.) and TRUZZ-equipped fuzzers (TRUZZ(\*)).**

Program	Vulnerability Type	# of Vulnerabilities	
		Orig.	TRUZZ(*)
readelf	AbortSignal	1	1
	DestAvNearNull	1	0
size	AbortSignal	0	1
	DestAvNearNull	0	1
	SourceAv	0	1
tiff2bw	AccessViolation	2	1
	BlockMoveAv	1	1
	BadInstruction	0	1
	SourceAv	2	3
	HeapError	2	3

image to a greyscale image by combining percentages of the red, green, and blue channels. We discover 9 bugs in tiff2bw. In the case of readelf, we found one bug when it displays information from any ELF format object file. strip displays a list showing all architectures and object formats available, and we identify 3 bugs.

For the three TRUZZ-missed bugs (two in size discovered by AFL and MOPT, and one in tiff2bw discovered by MOPT), we found that the execution speeds of MOPT (in size and tiff2bw) and AFL in size dropped 10% and 13.55%, respectively, which may lead to the missing of bugs. Further, the randomness of fuzzing may also contribute to the results. We repeated experiments 5 times for each fuzzer, but the TRUZZ-missed bugs were only discovered by AFL or MOPT in 1 trial.

**Answer to RQ3.** TRUZZ-equipped fuzzers outperform their vanilla fuzzers in terms of bug discovery, identifying 13 bugs in 8 target programs and 6 of them cannot be identified by vanilla fuzzers.

## 5 DISCUSSION

**Complexity of programs.** Our TRUZZ infers the relations between input bytes and validation checks, but the inference may erroneously recognize non-validation checks as validation checks. That is, TRUZZ may protect bytes that are related to non-validation checks. However, our TRUZZ still allows fuzzing to examine the “shorter” path with a low probability, *i.e.*, the code regions belonging to the “shorter” path are still examined. One possible improvement is to optimally switch between the vanilla strategy and our Byte Analysis for selecting bytes. Another threat to TRUZZ is that some longer paths may have smaller number of descendants. Thus, the priorities of some seeds may be erroneously assigned. TRUZZ mitigates this problem via decreasing the rankings of seeds if mutations of them do not identify more new edges.

**Overhead of execution speed.** TRUZZ will decrease the execution speed because it leads fuzzing to focus more on the execution of functionality code, which usually cost more computational time than error-handling code. The execution speed of Byte Analysis equipped GreyOne and NEUZZ dropped by 23.55±30.86% and 2.50±1.94%, separately. The execution speed of Seed Prioritization

equipped AFL and AFLFast dropped by 12.22% and 22.52%, respectively. Specifically, the execution speed of AFLFast decreased significantly on tiff2bw and tiffsplit (59.74% and 38.47%, respectively). This could be the reason why TRUZZ(AFLFast) discover less new coverage. We believe that such a trade-off is worthy because focusing on exploring functionality code will lead to more new code coverage and bugs finding.

**Limitations of TRUZZ.** TRUZZ has limitations in handling the scenarios that targeting input bytes that may take on a variety of constants. For example, if the *default* branch of *switch-case* branches is an error-handling code, our TRUZZ cannot distinguish between different cases. The situation can be mitigated by setting a higher  $L_p$  in Equation (2). Another way to mitigate the situation is to involve more seeds, which may cover different branches in a *switch-case*. Our TRUZZ also has limitations when inferring bytes for checksum. A slight change of checksum-related data will fail the check of checksum, and TRUZZ will avoid mutating checksum-related data. This hinders the exploration of different data values for checksum. As a future work, it is interesting to investigate on how to protect a block of contiguous bytes and how to actively solve constraints.

## 6 CONCLUSION

The inference approaches may include extra bytes that belong to validation checks. This will reduce the performance of fuzzing and assign too many computing resources to error-handling code. We mitigate the problem by inferring the validation-related bytes and protect the bytes from being frequently mutated. The inference is based on the observation that the difference of paths in path transitions imply the properties of programs. As a result, most of the generated inputs will examine the functional code, in lieu of error-handling code. This solution increases the probability of identifying more code coverage and bugs in functional code. We design and implement TRUZZ based on our idea, which increases the probability of generating valid inputs, *i.e.*, the inputs that flow into functional code only. Our evaluation on eight open-source programs shows that TRUZZ-equipped fuzzers significantly outperform their vanilla versions. We hope the optimization developed in this paper could advance the coverage-guided greybox fuzzing domain.

## DATA AVAILABILITY

To enable reproducibility, we provide a replication package publicly available at <https://github.com/truzz-fuzz/truzz-fuzz>.

## ACKNOWLEDGMENTS

This work was supported in part by the National Natural Science Foundation of China (61972219), the Research and Development Program of Shenzhen (JCYJ20190813174403598, SGDX201909181012016 96), the National Key Research and Development Program of China (2018YFB1800601), and the Overseas Research Cooperation Fund of Tsinghua Shenzhen International Graduate School (HW2021013).

## REFERENCES

- [1] Cornelius Aschermann, Tommaso Frassetto, Thorsten Holz, Patrick Jauernig, Ahmad-Reza Sadeghi, and Daniel Teuchert. 2019. NAUTILUS: Fishing for Deep Bugs with Grammars. In *NDSS*.

- [2] Cornelius Aschermann, Sergej Schumilo, Tim Blazytko, Robert Gawlik, and Thorsten Holz. 2019. REDQUEEN: Fuzzing with Input-to-State Correspondence.. In *NDSS*, Vol. 19. 1–15.
- [3] Marcel Böhme, Valentin JM Manès, and Sang Kil Cha. 2020. Boosting fuzzer efficiency: An information theoretic perspective. In *Proceedings of the 28th ACM Joint Meeting on European Software Engineering Conference and Symposium on the Foundations of Software Engineering*. 678–689.
- [4] Marcel Böhme, Van-Thuan Pham, Manh-Dung Nguyen, and Abhik Roychoudhury. 2017. Directed greybox fuzzing. In *The ACM Conference on Computer and Communications Security (CCS)*. ACM, 2329–2344.
- [5] Marcel Böhme, Van-Thuan Pham, and Abhik Roychoudhury. 2017. Coverage-based greybox fuzzing as markov chain. *IEEE Transactions on Software Engineering* 45, 5 (2017), 489–506.
- [6] Sang Kil Cha, Maverick Woo, and David Brumley. 2015. Program-adaptive mutational fuzzing. In *2015 IEEE Symposium on Security and Privacy*. IEEE, 725–741.
- [7] Oliver Chang, Jonathan Metzman, Max Moroz, Martin Barbella, and Abhishek Arya. 2016. OSS-Fuzz: Continuous Fuzzing for Open Source Software. <https://github.com/google/oss-fuzz> [Online; accessed 19-August-2021].
- [8] Peng Chen and Hao Chen. 2018. Angora: Efficient fuzzing by principled search. In *2018 IEEE Symposium on Security and Privacy (SP)*. IEEE, 711–725.
- [9] Dustin Duran, David Weston, and Matt Miller. 2011. Targeted taint driven fuzzing using software metrics. *Proceedings of the CanSecWest* (2011), 246–261.
- [10] William Enck, Peter Gilbert, Seungyeop Han, Vasant Tendulkar, Byung-Gon Chun, Landon P Cox, Jaeyeon Jung, Patrick McDaniel, and Anmol N Sheth. 2014. Taintdroid: an information-flow tracking system for realtime privacy monitoring on smartphones. *ACM Transactions on Computer Systems (TOCS)* 32, 2 (2014), 1–29.
- [11] Xiaotao Feng, Ruoxi Sun, Xiaogang Zhu, Minhui Xue, Sheng Wen, Dongxi Liu, Surya Nepal, and Yang Xiang. 2021. Snipuzz: Black-box Fuzzing of IoT Firmware via Message Snippet Inference. *The ACM Conference on Computer and Communications Security (CCS)*, 337–350.
- [12] Shuitao Gan, Chao Zhang, Peng Chen, Bodong Zhao, Xiaojun Qin, Dong Wu, and Zuoning Chen. 2020. GREYONE: Data Flow Sensitive Fuzzing. In *29th USENIX Security Symposium (USENIX Security 20)*. 2577–2594.
- [13] Shuitao Gan, Chao Zhang, Xiaojun Qin, Xuwen Tu, Kang Li, Zhongyu Pei, and Zuoning Chen. 2018. CollAFL: Path sensitive fuzzing. In *2018 IEEE Symposium on Security and Privacy (SP)*. IEEE, 679–696.
- [14] Vijay Ganesh, Tim Leek, and Martin Rinard. 2009. Taint-based directed whitebox fuzzing. In *2009 IEEE 31st International Conference on Software Engineering*. IEEE, 474–484.
- [15] Google. 2021. Honggfuzz. <https://github.com/google/honggfuzz> Accessed: 11-December-2021.
- [16] Istvan Haller, Asia Slowinska, Matthias Neugschwandtner, and Herbert Bos. 2013. Dowsing for Overflows: A Guided Fuzzer to Find Buffer Boundary Violations. In *22nd USENIX Security Symposium (USENIX Security 13)*. 49–64.
- [17] Vivek Jain, Sanjay Rawat, Cristiano Giuffrida, and Herbert Bos. 2018. TIFF: using input type inference to improve fuzzing. In *Proceedings of the 34th Annual Computer Security Applications Conference*. 505–517.
- [18] Zu-Ming Jiang, Jia-Ju Bai, Kangjie Lu, and Shi-Min Hu. 2020. Fuzzing error handling code using context-sensitive software fault injection. In *29th USENIX Security Symposium (USENIX Security 20)*. 2595–2612.
- [19] Caroline Lemieux and Koushik Sen. 2018. Fairfuzz: A targeted mutation strategy for increasing greybox fuzz testing coverage. In *Proceedings of the 33rd ACM/IEEE International Conference on Automated Software Engineering*. 475–485.
- [20] Yuekang Li, Bihuan Chen, Mahinthan Chandramohan, Shang-Wei Lin, Yang Liu, and Alwen Tiu. 2017. Steelix: program-state based binary fuzzing. In *Proceedings of the 2017 11th Joint Meeting on Foundations of Software Engineering*. 627–637.
- [21] Chenyang Lyu, Shouling Ji, Chao Zhang, Yuwei Li, Wei-Han Lee, Yu Song, and Raheem Beyah. 2019. MOPT: Optimized mutation scheduling for fuzzers. In *28th USENIX Security Symposium (USENIX Security 19)*. 1949–1966.
- [22] Microsoft. 2021. OneFuzz: A self-hosted Fuzzing-As-A-Service platform. <https://github.com/microsoft/onefuzz> Accessed: 21-January-2021.
- [23] Rohan Padhye, Caroline Lemieux, Koushik Sen, Laurent Simon, and Hayawardh Vijayakumar. 2019. Fuzzfactory: domain-specific fuzzing with waypoints. *Proceedings of the ACM on Programming Languages* 3, OOPSLA (2019), 1–29.
- [24] Hui Peng, Yan Shoshitaishvili, and Mathias Payer. 2018. T-Fuzz: fuzzing by program transformation. In *2018 IEEE Symposium on Security and Privacy (SP)*. IEEE, 697–710.
- [25] Van-Thuan Pham, Marcel Böhme, Andrew Edward Santosa, Alexandru Razvan Caciulescu, and Abhik Roychoudhury. 2019. Smart greybox fuzzing. *IEEE Transactions on Software Engineering* (2019).
- [26] Georgios Portokalidis, Asia Slowinska, and Herbert Bos. 2006. Argos: an emulator for fingerprinting zero-day attacks for advertised honeypots with automatic signature generation. *ACM SIGOPS Operating Systems Review* 40, 4 (2006), 15–27.
- [27] Sanjay Rawat, Vivek Jain, Ashish Kumar, Lucian Cojocar, Cristiano Giuffrida, and Herbert Bos. 2017. VUzzer: Application-aware Evolutionary Fuzzing.. In *NDSS*, Vol. 17. 1–14.
- [28] rc0r. 2021. Utilities for automated crash sample processing and analysis. <https://github.com/rc0r/afl-utils> Accessed: 11-December-2021.
- [29] Dongdong She, Yizheng Chen, Abhishek Shah, Baishakhi Ray, and Suman Jana. 2020. Neutaint: Efficient dynamic taint analysis with neural networks. In *2020 IEEE Symposium on Security and Privacy (SP)*. IEEE, 1527–1543.
- [30] Dongdong She, Rahul Krishna, Lu Yan, Suman Jana, and Baishakhi Ray. 2020. MTFuzz: fuzzing with a multi-task neural network. In *Proceedings of the 28th ACM Joint Meeting on European Software Engineering Conference and Symposium on the Foundations of Software Engineering*. 737–749.
- [31] Dongdong She, Kexin Pei, Dave Epstein, Junfeng Yang, Baishakhi Ray, and Suman Jana. 2019. NEUZZ: Efficient fuzzing with neural program smoothing. In *2019 IEEE Symposium on Security and Privacy (SP)*. IEEE, 803–817.
- [32] Nick Stephens, John Groesen, Christopher Salls, Andrew Dutcher, Ruoyu Wang, Jacopo Corbetta, Yan Shoshitaishvili, Christopher Kruegel, and Giovanni Vigna. 2016. Driller: Augmenting Fuzzing Through Selective Symbolic Execution.. In *NDSS*, Vol. 16. 1–16.
- [33] Mingshen Sun, Tao Wei, and John CS Lui. 2016. Taintart: A practical multi-level information-flow tracking system for android runtime. In *Proceedings of the 2016 ACM SIGSAC Conference on Computer and Communications Security*. 331–342.
- [34] András Vargha and Harold D Delaney. 2000. A critique and improvement of the CL common language effect size statistics of McGraw and Wong. *Journal of Educational and Behavioral Statistics* 25, 2 (2000), 101–132.
- [35] Junjie Wang, Bihuan Chen, Lei Wei, and Yang Liu. 2019. Superion: Grammar-aware greybox fuzzing. In *2019 IEEE/ACM 41st International Conference on Software Engineering (ICSE)*. IEEE, 724–735.
- [36] Tielei Wang, Tao Wei, Guofei Gu, and Wei Zou. 2010. TaintScope: A checksum-aware directed fuzzing tool for automatic software vulnerability detection. In *2010 IEEE Symposium on Security and Privacy*. IEEE, 497–512.
- [37] Wei You, Xueqiang Wang, Shiqing Ma, Jianjun Huang, Xiangyu Zhang, XiaoFeng Wang, and Bin Liang. 2019. Profuzzer: On-the-fly input type probing for better zero-day vulnerability discovery. In *2019 IEEE Symposium on Security and Privacy (SP)*. IEEE, 769–786.
- [38] Tai Yue, Yong Tang, Bo Yu, Pengfei Wang, and Enze Wang. 2019. Learnaf1: Greybox fuzzing with knowledge enhancement. *IEEE Access* 7 (2019), 117029–117043.
- [39] Tai Yue, Pengfei Wang, Yong Tang, Enze Wang, Bo Yu, Kai Lu, and Xu Zhou. 2020. EcoFuzz: Adaptive Energy-Saving Greybox Fuzzing as a Variant of the Adversarial Multi-Armed Bandit. In *29th USENIX Security Symposium*. USENIX Association, Boston, MA, 1–18.
- [40] Insu Yun, Sangho Lee, Meng Xu, Yeongjin Jang, and Taesoo Kim. 2018. QSYM: A practical concolic execution engine tailored for hybrid fuzzing. In *27th USENIX Security Symposium (USENIX Security 18)*. 745–761.
- [41] Michał Zalewski. 2021. AFL (american fuzzy lop). <https://github.com/google/AFL> accessed 21-January-2021.
- [42] Xiaogang Zhu and Marcel Böhme. 2021. Regression Greybox Fuzzing. In *Proceedings of the 28th ACM Conference on Computer and Communications Security (CCS)*. 2169–2182.
- [43] Xiaogang Zhu, Xiaotao Feng, Xiaozhu Meng, Sheng Wen, Seyit Camtepe, Yang Xiang, and Kui Ren. 2020. CSI-Fuzz: Full-speed Edge Tracing Using Coverage Sensitive Instrumentation. *IEEE Transactions on Dependable and Secure Computing* (2020), 1–12.