

DeHIN: A Decentralized Framework for Embedding Large-scale Heterogeneous Information Networks

Mubashir Imran, Hongzhi Yin, Tong Chen, Zi Huang, Kai Zheng

Abstract—Modeling heterogeneity by extraction and exploitation of high-order information from heterogeneous information networks (HINs) has been attracting immense research attention in recent times. Such heterogeneous network embedding (HNE) methods effectively harness the heterogeneity of small-scale HINs. However, in the real world, the size of HINs grow exponentially with the continuous introduction of new nodes and different types of links, making it a billion-scale network. Learning node embeddings on such HINs creates a performance bottleneck for existing HNE methods that are commonly centralized, i.e., complete data and the model are both on a single machine. To address large-scale HNE tasks with strong efficiency and effectiveness guarantee, we present *Decentralized Embedding Framework for Heterogeneous Information Network* (DeHIN) in this paper. In DeHIN, we generate a distributed parallel pipeline that utilizes hypergraphs in order to infuse parallelization into the HNE task. DeHIN presents a context preserving partition mechanism that innovatively formulates a large HIN as a hypergraph, whose hyperedges connect semantically similar nodes. Our framework then adopts a decentralized strategy to efficiently partition HINs by adopting a tree-like pipeline. Then, each resulting subnetwork is assigned to a distributed worker, which employs the deep information maximization theorem to locally learn node embeddings from the partition it receives. We further devise a novel embedding alignment scheme to precisely project independently learned node embeddings from all subnetworks onto a common vector space, thus allowing for downstream tasks like link prediction and node classification. As shown from our experimental results, DeHIN significantly improves the efficiency and accuracy of existing HNE models as well as outperforms the large-scale graph embedding frameworks by efficiently scaling up to large-scale HINs.

Index Terms—Decentralized Network Embedding, Heterogeneous Networks, Link Prediction, Node Classification

1 INTRODUCTION

Many real-world interactions recorded via digital medium take the form of heterogeneous information networks (HINs). HINs typically consist of multiple types of nodes connected by a variety of links/relationships. Due to the flexibility and diversity of relationships provided by HINs, heterogeneous network embedding (HNE) is widely adopted to perform several downstream tasks such as item recommendation, link prediction, and node classification. To effectively execute such tasks on an HIN, low-dimensional vector representations (i.e., embeddings) for each node are learned, such that the representations effectively preserve both feature and neighborhood information for each node belonging to that HIN.

Advancing the accuracy of downstream tasks for HINs, a large number of centralized HNE approaches have been developed [48], which learn the low-dimensional representation of the entire network on a single machine. However, in the case of large-scale HINs, these centralized frameworks

at large neglect model scalability and efficiency.

The centralized HNE paradigm requires the entire network data to be present and all model parameters to be stored and updated on one machine throughout the training phase. Though this assumption suits small networks, it makes centralized HNE models unable to scale to large networks due to multiple constraints from memory, computational cost, and accuracy perspectives. For instance, the graph transformer network (GTN) [50] needs to take the network’s full adjacency matrix as its input, while a contemporary network can contain up to billions of nodes and edges (e.g. the WDC e-commerce dataset [28]), making it unable to handle large-scale networks efficiently. Hence, attempts on improving the scalability of centralized HNE methods are made, such as the mini-batch implementation [51] of graph convolutional network (GCN) [22], subgraph sampling [16], and network coarsening [24]. However, the huge time consumption is unavoidable with sampled mini-batches/subgraphs as they need to be iterated over the whole network for model training [51], [16], and network coarsening [24] incurs accuracy loss as the condensed network fails to fully preserve the subtle characteristics of merged nodes/edges. Moreover, most of them [51], [24] are designed purely for homogeneous networks, thus being inapplicable to HNE.

Another natural solution to embedding large-scale HINs is a decentralized HNE paradigm, that exploits *model parallelism* [32] or *data parallelism* [19]. In the case of model

- M. Imran, H. Yin, T. Chen, and Z. Huang are with the School of Information Technology and Electrical Engineering, The University of Queensland, Brisbane, Australia
E-mail: m.imran@uq.net.au, h.yin1@uq.edu.au, tong.chen@uq.edu.au, huang@itee.uq.edu.au
- K. Zheng is with the School of Computer Science and Engineering, University of Electronic Science and Technology of China, Chengdu, China.
E-mail: zhengkai@uestc.edu.cn

Hongzhi Yin is the corresponding author.

parallelism, the communication overhead renders it highly inefficient as billions of model parameters need to be shared and synchronized at each iteration to keep all learned node embeddings within the same distribution. In contrast, data parallelism is a more favorable choice for HNE as the network data can be partitioned and assigned to different workers, where each worker can deploy a fully localized model to learn node embeddings for a specific network partition. In our previous work [5], we presented a decentralized architecture DDHH based on data parallelism, that learns low-level vector representations of nodes on partitioned HINs and then align the independently learned representations onto the same space. Although DDHH efficiently computes network embeddings in a decentralized setting, it still suffers from two key challenges, which we will discuss below.

Challenge 1: Efficient Partitioning of HIN. DDHH adopts a partitioning strategy where the two hyperedges (i.e., a set of nodes connected via a predefined relation) are contracted based on the number of edges and common nodes between them. This helps preserve the maximum node context within each partition. However, score comparison creates a bottleneck and prevents parallelism during the partitioning phase. Secondly, node links need to be recomputed after every iteration, increasing the search time significantly.

Challenge 2: Context-aware Embedding Alignment. Node embeddings learned through different workers need to be aligned onto a unified space to support subsequent tasks. For this purpose, DDHH uses an orthogonal alignment mechanism named Procrustes Alignment. DDHH, however, considers only a single learned representation of a node across multiple HIN partitions when learning the final embedding of each node, ignoring any other representations of that node present across multiple partitions. As each partition carries a specific context, the embedding alignment scheme sacrifices the expressiveness of learned node embeddings.

In order to address the above challenges, we propose *Decentralized Embedding Framework for Large-scale Heterogeneous Information Networks* (DeHIN) that significantly improves the DDHH model in our conference paper with fully distributed partitioning and context-aware alignment. In order to compute partitions efficiently, we put forward a decentralized partitioning strategy based on hyperedges. The partitioning mechanism adopts a binary tree-like pipeline to match the nodes at different workers and a hash table that holds bucket ids for tracing each node’s corresponding hyperedges, reducing the lookup time to a constant. In DeHIN, each worker has two buckets of nodes, and it contracts the hyperedges from one bucket into the other depending upon a similarity score. After each iteration, workers share the contracted bucket with their neighbors and the process is repeated until there is only one bucket containing all contracted partitions left. In this way, DeHIN effectively parallelizes the contraction-based HIN partitioning mechanism presented in DDHH while ensuring the quality of each partition. Meanwhile, instead of straightforwardly preserving a node’s embedding from one partition during alignment, DeHIN adopts an aggregation strategy to preserve all contexts of each node by accounting for each

of the network partitions it appears in. Specifically, as an extension to our conference paper [5], this paper makes the following contributions:

- We propose a novel, fully parallelizable HNE partitioning algorithm in DeHIN, which preserves the heterogeneity and high-order relationships in each generated partitions with the generated hyperedges while being highly efficient.
- To maximize the contextual information within each learned node embedding, we design a context-aware alignment scheme. Based on translation matrix approximation, it maps the learned embeddings, received from the distributed workers, onto the a single orthogonal space by jointly considering a node’s context in multiple partitions.
- To show the efficiency and effectiveness of DeHIN, we make use of 4 large-scale datasets, and conduct extensive experimentation on both effectiveness and efficiency.

2 RELATED WORK

In this section, we review related work regarding our research. Specifically, our work is relevant to heterogeneous network embedding, large-scale network embedding and hypergraph embedding.

2.1 Network Embedding

Network embedding assigns each node in the network a low-dimensional vector representation [6], [53]. These representations should effectively preserve the network structure and node properties [19]. Depending upon the type of nodes and links within a network, we can classify a network into two main categories [52] i.e, homogeneous and heterogeneous networks, which require different embedding techniques. Another generic class of graph network representation is hypergraphs, which have recently been adopted to resolve a wide range of optimization problems, including scheduling, relation sampling among visuals, and video segmentation.

2.1.1 Heterogeneous Network Embedding

Heterogeneous networks are networks that contain different types of nodes and edges. Each node and edge belonging to a heterogeneous network tend to have unique attributes associated with it. These attributes are designed to capture different characteristics of that network [31], [36]. HNE models aim to sample a network’s heterogeneity by either generating meta-paths such as metapath2vec [7], HIN2Vec [10], MAGNN [11], HGT [16] or by constructing smaller bipartite graphs such as PME [3], HEER [33] and PTE [37]. They then apply transductive and inductive learning approaches [2], [48], on the sampled data to obtain low dimensional vector representations for each node in the network.

HNE models that adopt the bipartite strategy, initially split heterogeneous networks into multiple bipartite networks, by sampling both explicit and implicit links between the vertices [12], [13], [17]. They then apply different optimization strategies to learn node embeddings. A few HNE

models that harness the structural utility of bipartite graphs also adopt centrality-based metric learning to capture high-order proximity [4], [3].

2.1.2 Hypergraph Embedding

Hypergraph representation has been adopted as a tool to model complex high-order relationships, e.g. vertices in social networks possess far more complicated relationships than vertex-to vertex edge relationships among scheduling networks. Recently hypergraph embedding frameworks have been developed on top of homogeneous graph embedding [55], HGNN [9], DHGNN [20] and DHNE [44]. Spectral Hypergraph Embedding [55] treats network embedding as a k-way partitioning problem and uses eigendecomposition of adjacency matrix to approach the optimum matching problem. Similar to GCN, HGNN [9] adopts spectral convolution to hypergraph and train the network using a semi-supervised learning approach. DHGNN [20] stack multiple convolution layers, that use node and hyperedge features to compute the embeddings. After each layer, the output is used to reconstruct the hypergraph’s structure, which is then passed on to the next layer. This is done to be better able to extract both global and local relationship information. DHNE [44] uses an auto-encoder to preserve the structural information of hyperedges present in the network.

2.2 Large-scale Network Embedding Frameworks

Most existing node embedding models are designed to process networks having a few thousand nodes [56]. However, real-world networks are usually very large. Scaling the existing network embedding models to efficiently process networks with tens of millions of nodes is a challenging problem. In order to meet this demand, recently a few large-scale network embedding frameworks have been purposed, which can adapt to very large networks on a single machine.

Among the large-scale network embedding frameworks, MILE [24], iteratively coarsens the network to execute network embedding on a much smaller, contracted network. The embeddings of the contracted nodes are refined to the original nodes using a deep model. A key limitation of MILE is its ability to adapt with scaling network size. In this approach, the embedding quality is greatly affected, by the increase in network size. Additionally, the embedding refinement mechanism of the source node, down from a super node is a computationally expensive process for large-scale networks. Parameter sharing, i.e., model parallelism, is another approach to deal with very large-scale datasets. COSINE and Py-Torch-BigGraph (PGB) [23], [54] utilizes parameter sharing approach. These models generate non-overlapping partitions, having distinct vertices. The limitation posed to these large-scale network embedding frameworks is that they are highly dependent on the bus bandwidth.

Another very widely adopted large-scale network embedding framework is GraphVite [56]. It is a hybrid system that utilizes both, the CPU and the GPU for training node embeddings. Training is made by utilizing and co-optimizing the existing network embedding algorithm.

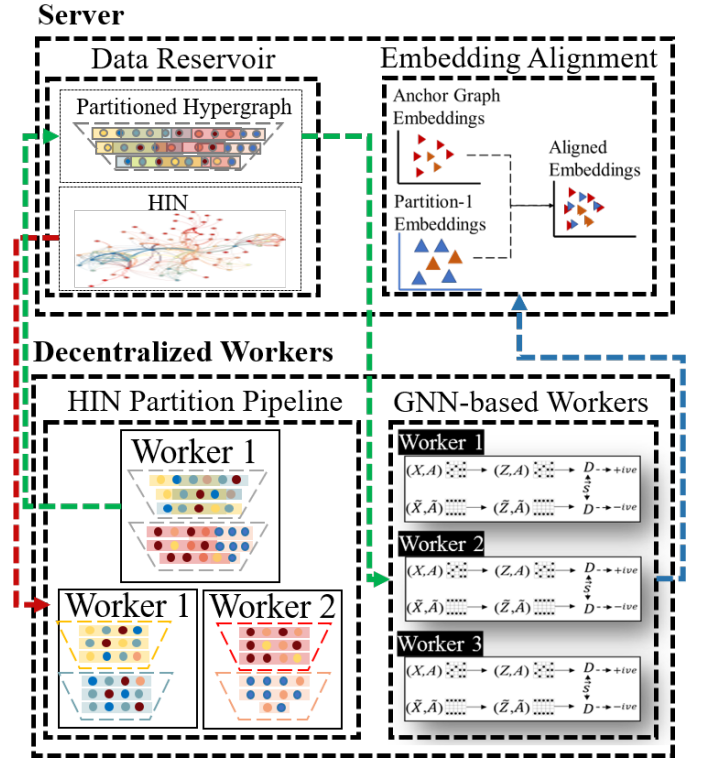


Fig. 1. Pipeline of DeHIN. Multiple hyperedges are extracted from the HIN and placed in individual buckets. The workers iteratively contract two buckets to obtain the partitioned subnetworks. Each Partitioned subnetwork is assigned to an individual worker that learns embedding via mutual information maximization. The learned embeddings are then aligned at the server side through context-aware orthogonal procrustes transformation.

They also propose an efficient collaboration strategy to further reduce the cost of synchronization among CPUs and GPUs. DeLNE [19] adopts data parallelism approach to deal with large-scale networks. It partitions a network into smaller part [21] and learn vector representation in a completely decentralized fashion, using Variational Graph Convolution Auto-Encoders (VGAE) [22].

Although the above-mentioned large-scale network embedding frameworks are efficient and produce quality embeddings as reported in [19], these frameworks are designed for homogeneous networks. Heterogeneous network embedding models require high-order characteristics of a node to be preserved along with its structure, during the structure sampling phase. Secondly, partitioning a heterogeneous network, that consists of interconnected nodes and edges of different types, is a far more complex and tedious task. PBG [23] is a distributed system that trains on an input network by ingesting its list of edges and their relation types. However, the PBG still requires a global model to be every iteration. This constant sharing of information, as depicted in our results, is extremely inefficient as the number of links grows. Decentralized Deep Heterogeneous Hypergraph (DDHH) [5] is another decentralized node embedding framework, specifically designed for HNE, that uses hyperedge sampling to partition HIN. Each worker in DDHH uses the information maximization theorem for learning node embeddings locally then aligns the learned

embeddings using an orthogonal alignment mechanism. However, as mentioned in Section 1, it suffers from two major drawbacks i.e., it incurs high computational and time cost in its partitioning mechanism, and also loss of high order context during alignment. To address the efficiency issue of DDHH, we propose a fully parallelizable HNE partitioning algorithm in DeHIN. DeHIN also introduces a hash table that keeps track of each node’s hyperedges, efficiently providing the best contraction option and discards the need for recomputing/relocating node’s links at each iteration. To preserve high-order context during the alignment phase, DeHIN maximizes the contextual information within each learned embeddings, using a context-aware alignment scheme.

3 PRELIMINARIES

Here, we introduce some of the preliminary concepts that are commonly adopted throughout the paper and formulate the research problem.

Definition 2.1: A **HIN** consist of vertices belonging to one or more types, connected via one or more types of edges. Formally, an HIN can be represented as $G = \{\mathcal{V}, \mathcal{E}, \mathcal{X}, \mathcal{R}\}$. Here \mathcal{V} is the set of all vertices v type and \mathcal{E} is the set of all edges, connecting nodes $e = (v, v', r)$, through relationship type $r \in \mathcal{R}$, and \mathcal{X} represents the set of node features \mathbf{x} .

Definition 2.2: A **connected component** (CC) represents a set of nodes $\{v_1, v_2, v_3, \dots, v_n\}$ connected via single path p_i , such that all the edges $\{e_1, e_2, e_3, \dots, e_n\}$ in p_i belong to the same relationship type r .

Definition 2.3: A **hyperedge** $e^H = \{v_1, v_2, \dots, v_n\}$ can connect two or more vertices simultaneously. Given an HIN, we contract all connected vertices \mathcal{V} having same relationship types $r \in \mathcal{R}$, into multiple sets. Each set represent hyperedges \mathcal{E}^H , where each v in a hyperedge e^H have common properties. A v is incident to a hyperedge e^H if $v \in e^H$.

Definition 2.4: A **hypergraph** is a graph $\mathcal{G}^H = \{\mathcal{V}, \mathcal{E}^H\}$ having vertices \mathcal{V} connected via hyperedges \mathcal{E}^H . An HIN is converted into a hypergraph by generating all possible hyperedges \mathcal{E}^H , as described in definition 2.3.

Definition 2.5: An **anchor network** $\mathcal{G}^A = \{\mathcal{V}^A, \mathcal{E}^A\}$ contains such vertices v that are shared among two or more subnetwork. These vertices are called anchor (i.e., common) nodes $\mathcal{V}^A \in \mathcal{V}$. First-order neighbours of each anchor node is also included in the anchor network \mathcal{V}^A , connected via hyperedges \mathcal{E}^A .

Problem Definition: Decentralized Embedding for Large-scale HIN. Given an HIN, our goal is to compute a low-dimensional vector representation $\mathbf{v} \in \mathbb{R}^d$ for each vertex $v \in \mathcal{V}$ in \mathcal{G} , by aborting distributive partitioning approach, that partitions \mathcal{G} in into k subnetworks $\{\mathcal{G}_1, \mathcal{G}_2, \dots, \mathcal{G}_k\}$ and learn node embeddings for each subnetwork independently. Finally, the independently learned embeddings of all partitions are eventually mapped onto the same vector space via an alignment scheme $\mathcal{M}_{\mathcal{G}_n}(\hat{\mathbf{Z}})$.

4 METHODOLOGY

The decentralized learning pipeline of DeHIN in Fig. 1 can be divided into three phases. First of all, a partitioning unit generates hypergraphs from the given HIN and then adopts a parallel partitioning approach to obtain multiple smaller subnetworks. Secondly, at each worker, we utilize a deep information maximization algorithm to learn vector representations of largely unlabeled nodes. And Finally, a server-side that aligns all the embeddings received from each worker, into a unified space. Details of each component are introduced in the following section.

4.1 HIN Partition

In order to effectively preserve the structural and higher-order properties of a node, GNNs require full access to the node’s neighborhood belonging to each of its relationships \mathcal{R} . However real-world HINs are billion-scale in size, containing millions of nodes and edges of numerous types. Learning quality node representations for such HINs, by adopting a framework based on centralized or model parallelism architecture, is extremely infeasible as explained in Section 1. Therefore, we devise a smart data parallelism framework that allows the HIN to be efficiently partitioned and re-aligns the independently learned node embeddings.

To better retain the network structure and high-order information for the node embedding task, each partition should: 1) *maximize the diversity of each node’s relationship*, so that each partition retains (almost) all possible behaviors of its nodes, 2) *maintain each node’s neighborhood*, so that the network structure is preserved. Our proposed HIN partition pipeline consists of two main steps, namely Hypergraph Generation and Distributed Network Partition.

4.1.1 Hypergraph Generation

Heterogeneous network exhibits semantically complex and high-order relationships among its nodes, e.g., in IMDB network, a *viewer* can review a *movie*, and this *movie* is directed by a *director* [26]. For most GNN-based HNE approaches, a heterogeneous network is commonly input into the models in three ways: 1) in the form of an adjacency matrix of the whole network [50], 2) by converting it into relation-specific bipartite graphs [57] or 3) by creating problem-specific meta-paths [30]. However, when the size and diversity grow on larger heterogeneous networks, the first two methods incur heavy memory footprints, thus being unsuitable for embedding large networks. Though metapath-based sampling can be modified for generating network partitions, it has limited flexibility

Intuitively, in an HIN, different relationships $r \in \mathcal{R}$ among nodes represent a certain perspective [47], i.e., a node’s role in context to its varying relationship with its neighbors. For example, in a publication dataset [39], a paper serves as a citation in a *paper-paper* relationship, while it is a publication record in a *paper-author* relationship. Hence, based upon the relationship a node has with its neighbors, we identify and construct hyperedges. Specifically, we adopt an edge contraction strategy to sample meaningful hyperedges from an HIN. All the edges belonging to a $r \in \mathcal{R}$ are contracted, to form hyperedges of type r , and this process is carried out in parallel for each relationship type in \mathcal{R} .

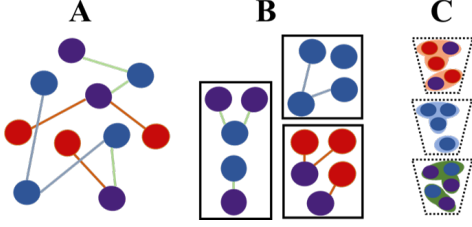


Fig. 2. **A:** The original HIN. **B:** Each edge type is sampled into different buckets. **C:** All connected nodes in each bucket form hyperedges.

In DeHIN, sampling hyperedges by contraction is motivated by the graph’s connectivity, as connected nodes (e.g., nodes in a pairwise relationship or a path) usually possess high proximity compared with disconnected nodes [14], [18]. In other words, hyperedges are sets of connected vertices extracted from each relationship type within a heterogeneous network. Given an HIN \mathcal{G} having $|\mathcal{V}|$ nodes, $|\mathcal{E}|$ edges and $|\mathcal{R}|$ relationships, we generate $|\mathcal{R}|$ buckets \mathcal{B} , each holding a collection of hyperedge belonging to a single relation $r \in \mathcal{R}$. Essentially, we engage $|\mathcal{R}|$ workers so that all nodes connected via same $r \in \mathcal{R}$ (i.e. all nodes in \mathcal{G}^r) are split into separate buckets, as shown in Fig. 2B. Nodes in each bucket are then contracted by utilizing parallel Breadth First Search (BFS). These collected paths, representing connected components in \mathcal{G}^r , are denoted as hyperedges $\mathcal{E}^H \in \mathcal{B}^r$ which is illustrated in Fig. 2C.

To this end, \mathcal{E}^H encloses complete high-order neighbourhood set of each contained node, within a single r . The time complexity of generating hyperedges for $|\mathcal{R}|$ buckets in parallel is $\mathcal{O}(|\mathcal{E}_{max}^r|)$, where $|\mathcal{E}_{max}^r|$ represents the highest number of edges in any r . The space complexity of this module is $\mathcal{O}(|\mathcal{E}^r| + |\mathcal{V}^r|)$, where \mathcal{E}^r and \mathcal{V}^r represents the total number of edges and vertices on the worker with relationship r .

4.1.2 Distributed Network Partition

The main objective of our partition task is to produce semantically distinct subnetworks and ensure parallelism among the distributed workers. The hyperedge construction strategy we adopted in Section 4.1.1 ensures that each hyperedge encompasses the complete single-typed neighborhood of each node. This property helps to preserve the structure of the HIN. We design a scoring function in Algorithm 1 that makes sure a maximum number of $|\mathcal{R}|$ of a node are grouped together. We also provide a graphical explanation in Fig. 3. Initially $\frac{|\mathcal{B}|}{2}$ workers are generated. Each worker is assigned two buckets each, denoted by \mathcal{B}_1 and \mathcal{B}_2 . Hyperedges ($\mathcal{E}^H \in \mathcal{B}_1$) are sorted on the basis of their size. We use Red and Black (RB) trees as a data structure of the buckets for efficiency. A scoring function, that uses a hash table to find which $\mathcal{E}^H \in \mathcal{B}_2$ that has most common nodes to $\mathcal{E}^H \in \mathcal{B}_1$. Those $\mathcal{E}^H \in \mathcal{B}_2$ having more common nodes with $\mathcal{E}^H \in \mathcal{B}_1$, are contracted from smallest to largest. The hash table points to the list of hyperedges (\mathcal{E}^H) each node is affiliated with. This scoring function makes sure that maximum \mathcal{R} are grouped together. In the next iteration $\frac{|\mathcal{B}|}{2}$ (with updated $|\mathcal{B}|$) workers are generated, and the same process is repeated until only one bucket remains.

In order to avoid partition size implosion or explosion, we always set a lower-bound and an upper-bound for the

Algorithm 1: Bucket-based Hypergraph Partition

Input: List of Buckets $[\mathcal{B}_1, \mathcal{B}_2, \dots, \mathcal{B}_{|\mathcal{R}|}]$, size lower bound m , size upper bound m' , Nodes’ Hyperedge *HashTable*[]
Output: k subnetworks $\{\mathcal{G}_1, \mathcal{G}_2, \dots, \mathcal{G}_k\}$

```

1 while  $|\mathcal{B}| \neq 1$  do
2   Generate  $\frac{|\mathcal{B}|}{2} \forall k$  workers in parallel
   /* assign 2 buckets to each worker */
3   Red&Black-Tree( $\mathcal{B}_{odd}$ )
4   foreach  $(E)^H \in \mathcal{B}_{odd}$  do
5      $s_{e_i^H} = \text{ComputeScore}((E)^H, \text{HashTable})$ 
   /*  $e_i^H$  is the  $i^{th}$  hyperedge in  $\mathcal{B}_{odd}$  */
6
7     if  $|\mathcal{B}_{j+2}[s_{e_i^H}]| + |e_i^H| < m'$  then
8       Contract( $\mathcal{B}_{j+2}[s_{e_i^H}], e_i^H$ )
9     else
10       $\mathcal{B}_{j+2} \leftarrow e_i^H$ 
11   BucketRenumbering
   /* renumber all the even Buckets in
   previous iteration to range  $\{1, \dots, \frac{|\mathcal{B}|}{2}\}$  */
12
13 foreach  $(E)^H \in \mathcal{B}_1$  do
14    $temp \leftarrow \emptyset$ 
15   if  $|(E)_i^H| < m$  then
16      $(E)_i^H \leftarrow \text{Concatenate}((E)_i^H, temp)$ 
17      $temp \leftarrow (E)_i^H$ 
18   else
19      $\mathcal{G}_k \leftarrow (E)_i^H$ 
20 return  $\{\mathcal{G}_1, \mathcal{G}_2, \dots, \mathcal{G}_k\} = \text{Partitions}$ 

```

contractions. Two hyperedges are contracted only if the upper-bound is not exceeded. In case a single hyperedge exceeds the upper bound, it no longer takes part in the contraction process and remains deactivated for remaining iterations. When only one bucket is left, all the hyperedges that are smaller than the lower-bound are contracted together randomly. For our experiments, we set the lower-bound to 10,000 nodes. Since each partition encloses the complete neighborhood of a node w.r.t. at least one r , our opted lower-bound is sufficient for the model to preserve neighborhood structure. High-order information of these nodes is comprehended by the alignment mechanism, given in Section 4.3. To obtain a reasonable data size for our distributed embedding models, we keep the upper-bound of the contracted \mathcal{E}^H to a maximum value between the lower-bound and the largest connected component (the size of largest \mathcal{E}^H). Worst-case running time of Algorithm 2 is $\mathcal{O}(k|\mathcal{B}_k||\mathcal{E}^H| \log |\mathcal{E}^H|)$, where k is the number of iterations and \mathcal{B}_k is the smallest bucket in the k^{th} iteration. The space complexity at a given worker b during this stage is $\mathcal{O}(|\mathcal{V}_b \mathcal{E}_b^H|)$, where \mathcal{V}_b represents the vertices on worker b and \mathcal{E}_b^H are the total number of hyperedges connecting those vertices.

Finding buckets to be contracted at each iteration, such that for every node we can sample most of its relations, without violating upper-bound, is an NP-Hard problem. Since GNNs can easily learn structural properties of a node

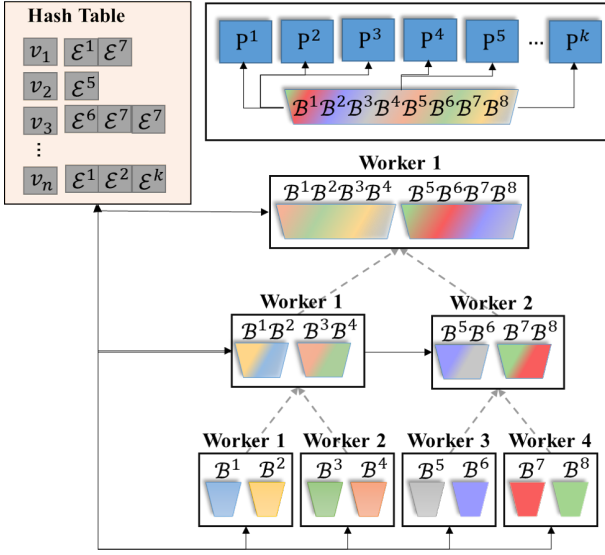


Fig. 3. Iterative contraction of \mathcal{E}^H between buckets. Hash table maintains all the hyperedges a node is engaged in.

in single $r \in \mathcal{R}$ and our alignment scheme can effectively align heterogeneous node contexts from different partitions, our context-aware neighborhood partition is sufficient.

4.2 Distributed Subnetwork Embedding

Each subnetwork constructed thus far contains a number of connected components and is rich with neighborhood semantics. These subnetworks are then assigned to a distributed worker, which computes node embeddings using a local model. The main objective of each worker model is to maximize information between the connected nodes of the provided subnetwork. We denote union of each node's $v_i \in \mathcal{G}_n$ ($1 \leq n \leq k$) first-order neighborhood as \mathcal{S}_i and term its corresponding hyperedge as a patch $\mathcal{P}_i = \mathcal{S}_v \cup \mathcal{E}_i^H$.

GNNs have been widely adopted as an effective approach for embedding heterogeneous networks [50], [47]. Utilizing the power of GNNs, in our work, we approach the node embedding task as an unsupervised representation learning problem without any assumptions on the availability of labeled nodes. To achieve this, any GNN model can be adopted at this stage. DeHIN provides the flexibility to choose any network embedding model during subnetwork embedding stage. This includes models with supervised loss functions such as hinge loss or link prediction-based loss in the absence of labeled data. However, in our work, we deal with large-scale networks having a very small amount of labeled data. Secondly, we deal with heterogeneous data where the links between nodes are of multi-type. However, in our work we exploit the theorem that two nodes should exhibit high affinity if they are similar in their features or structural properties. By taking advantage of similarities between the neighborhood structure and the node features in a subnetwork, we make use of deep graph information maximization (DGIM) [45] based approach for unsupervised learning task, where we substitute hyperedges as patches. To learn a node's embedding representation, the DGIM model maximizes the mutual information between a node's patch \mathcal{P}_i and the summary of the complete subnetwork \mathcal{G}_n .

Here \mathcal{P}_i represents a hyperedge and \mathcal{G}_n represents the collection of all hyperedges belonging to a single subnetwork.

We construct a feature matrix $\mathbf{X} \in \mathbb{R}^{N \times d_0}$ for a \mathcal{G}_n , having $N = |\mathcal{G}_n|$ nodes. The feature vector of $v_i \in \mathcal{G}_n$ is represented by the i -th row $\mathbf{x}_i \in \mathcal{X}$. To mathematically represent the connections among the nodes in \mathcal{G}_n , we also define an adjacency matrix $\mathbf{A} \in \mathbb{R}^{N \times N}$, having self-loops. Our main objective is to learn an encoder function $\mathcal{F}_{\mathcal{G}_n}(\cdot)$, such that $\mathcal{F}_{\mathcal{G}_n}(\mathbf{X}, \mathbf{A}) = \mathbf{Z} \in \mathbb{R}^{N \times d} = [\mathbf{z}_1; \mathbf{z}_2; \dots; \mathbf{z}_n]$ where matrix \mathbf{Z} carries all N nodes' embedding:

$$\mathbf{Z} = \mathcal{F}_{\mathcal{G}_n}(\mathbf{X}, \mathbf{A}). \quad (1)$$

In DeHIN, we design the encoder using graph convolution network (GCN) [22] for effective aggregation of the node's neighborhood. GCN assists the learning process by effectively aggregating a node's neighborhood embeddings, accumulating features and structural information within the embedding. The propagation rule for a l layered GCN, where $l \geq 1$, is as follows:

$$\mathbf{Z}^{(l)} = \mathcal{F}_{\mathcal{G}_n}(\mathbf{Z}^{(l-1)}, \mathbf{A}) = \sigma(\mathbf{D}^{-\frac{1}{2}} \mathbf{A} \mathbf{D}^{-\frac{1}{2}} \mathbf{Z}^{(l-1)} \mathbf{W}^{(l-1)}), \quad (2)$$

where $\sigma(\cdot)$ represents a nonlinear activation function and \mathbf{D} is a diagonal degree matrix that is normalized by $-\frac{1}{2}$ power. The embedding and the weight matrices of all nodes in \mathcal{G}_n , for layer l , are represented as $\mathbf{Z}^{(l)}$ and $\mathbf{W}^{(l)}$. Here, for layer 0 we set $\mathbf{Z}^{(0)} = \mathbf{X}_i$. We denote the i -th node embedding in the final output $\mathbf{Z}^{(l)}$ as \mathbf{z}_i . Essentially, each node representation \mathbf{z}_i (i.e., the i -th row of \mathbf{Z}) can be viewed as a patch-level summary for \mathcal{P}_i .

In our information maximization scheme, we aim to maximize the probability of having the learned patch-level summary \mathbf{z}_i belong to the subnetwork \mathcal{G}_n . In this regard, we obtain the subnetwork-level global summary vector $\mathbf{s} \in \mathbb{R}^{1 \times d}$ with a readout function $\mathcal{R}(\cdot)$, which combines all $\mathbf{z}_i \in \mathbf{Z}^{(l)}$ into a unified representation. As the learned \mathbf{z}_i is sufficiently expressive, we formulate $\mathcal{R}(\cdot)$ as the following average pooling with nonlinearity to avoid excessive computational complexity:

$$\mathbf{s} = \mathcal{R}(\mathcal{F}_{\mathcal{G}_n}(\mathbf{X}, \mathbf{A})) = \sigma\left(\frac{1}{N} \sum_{i=1}^N \mathbf{z}_i\right). \quad (3)$$

With the subnetwork representation \mathbf{s} , we utilize a discriminator function $\mathcal{D}(\cdot)$, such that $\mathcal{D}(\mathbf{z}_i, \mathbf{s})$ outputs a scalar indicating the affinity score between each $(\mathbf{z}_i, \mathbf{s})$ pair. In order to maximize $\mathcal{D}(\mathbf{z}_i, \mathbf{s})$, we also generate corrupted patch representation w.r.t. each node v_i , denoted as $\tilde{\mathbf{z}}_i$. Therefore, a fully-trained $\mathcal{D}(\cdot)$ can be expected to produce a higher pairwise score for a positive tuple $(\mathbf{z}_i, \mathbf{s})$, and a lower one for the negative tuple $(\tilde{\mathbf{z}}_i, \mathbf{s})$. Specifically, by corrupting either the original node connections or raw node features in \mathcal{G}_n , we can naturally produce the corrupted representation $\tilde{\mathbf{z}}_i$ with Eq. 2 as each generated $\tilde{\mathbf{z}}_i$ no longer reflects the authentic information about network structure or node properties. In DeHIN, we generate corrupted edges, represented by $\tilde{\mathbf{A}}$, by inserting new edges and deleting existing edges from \mathbf{A} at random. Note that though each node's feature vector remains unchanged, we denote the corresponding node feature matrix as $\tilde{\mathbf{X}} \in \mathbb{R}^{\tilde{N} \times d_0}$ because some nodes might vanish with deleted edges, returning a total of $\tilde{N} \leq N$ nodes.

As an objective function, we adopt binary cross-entropy loss for all positive and negative instances:

$$\mathcal{L} = \frac{1}{N + \tilde{N}} \left(\sum_{i=1}^N \mathbb{E}_{(\mathbf{x}, \mathbf{A})} [\log \mathcal{D}(\mathbf{z}_i, \mathbf{s})] + \sum_{j=1}^{\tilde{N}} \mathbb{E}_{(\tilde{\mathbf{x}}, \tilde{\mathbf{A}})} [\log \mathcal{D}(\tilde{\mathbf{z}}_j, \mathbf{s})] \right), \quad (4)$$

where we formulate the discriminator $\mathcal{D}(\cdot)$ as a feedforward network followed by a sigmoid-activated projection layer:

$$\mathcal{D}(\mathbf{z}_i, \mathbf{s}) = \text{sigmoid}(\sigma([\mathbf{z}_i, \mathbf{s}] \mathbf{W}_D + \mathbf{b}) \cdot \mathbf{w}^\top), \quad (5)$$

where $\mathbf{W}_D \in \mathbb{R}^{2d \times d}$ and $\mathbf{b} \in \mathbb{R}^{1 \times d}$ are the weight and bias, while $\mathbf{w} \in \mathbb{R}^{1 \times d}$ is the projection weight. In Eq. 4, based on Jensen-Shannon divergence [25] between the joint (i.e., positive instances) and the product of marginals (i.e., negative instances), thus thoroughly maximizing the mutual information between \mathbf{z}_i and \mathbf{s} . The subnetwork embedding model is trained via stochastic gradient descent to minimize loss \mathcal{L} . As such, we can obtain high-quality node embeddings for partition \mathcal{G}_n . For all k subnetworks $\{\mathcal{G}_1, \mathcal{G}_2, \dots, \mathcal{G}_k\}$, each worker has the same learning scheme but the parameters are specific to each partition \mathcal{G}_n and are not shared across different partitions. So, the distributed embedding model on each worker is fully localized, and no communication costs are introduced in the subnetwork embedding phase.

4.3 Embedding Alignment

As we create an independent embedding model for each partition, the corresponding node representations are independently learned from a partition-specific vector space. Also, different partitions may overlap in some common nodes in different contexts i.e. relationship type \mathcal{R} , leading to multiple embeddings in different context for the same node. To perform subsequent tasks, all node embeddings from different subnetworks need to be projected onto the same vector space, so as to be positioned in the same distribution and become comparable to each other. One naive approach is constructing pairwise mappings between the embeddings of adjacent partitions or by translating the embeddings of all k partitions onto the same space. However, transferring and mapping all the nodes onto the same space is a computationally exhaustive process. Another embedding alignment approach, commonly adopted in cross-lingual word embedding tasks, is projecting the embeddings of source subnetwork onto target subnetwork using anchor (common) nodes. The problem with this approach is that it does not account for heterogeneous data and the resulting embeddings are not on the same orthogonal space. Hence, we propose an efficient yet effective embedding alignment approach for those distributively learned node embeddings.

Rather than transferring and mapping all the node onto the same space, which is a computationally exhaustive process, we present an efficient mapping scheme. During the partition phase we sample the top k number of nodes from each subnetwork which are connected to one or more subnetworks, along with their first-order neighborhood. Here top nodes refers to the nodes having maximum out degree

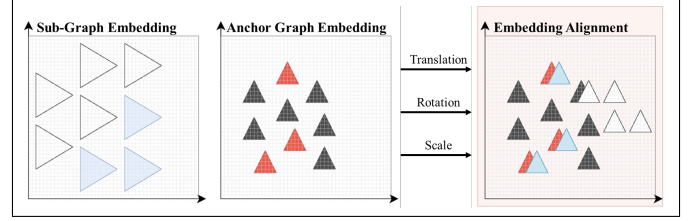


Fig. 4. The embedding alignment process. There are three common nodes shared between the subnetwork (blue triangles) and the anchor graph (red triangles). The embeddings of these nodes are aligned by a mapping function consisting of rotation, scaling, and translation. The remaining nodes belonging to the source subnetwork are mapped onto same orthogonal space with the learned mapping function.

with the neighboring subnetworks, and k is determined by the lower and upper-bound of the newly formed subnetwork. We refer to this subnetwork as anchor network and is defined as $\mathcal{G}^A = \{\mathcal{V}^A, \mathcal{E}^A\}$. We learn node embeddings of \mathcal{G}^A locally on the server using a DGIM model and the corresponding vector space of anchor network embeddings \mathbf{Z}^A is regarded as the target space. Our aim is to align all the incoming subnetwork embeddings onto anchor network's embedding space, by learning mapping functions $\mathcal{M}_{\mathcal{G}_n}(\cdot)$.

Consider a subnetwork \mathcal{G}_n having μ anchor nodes from \mathcal{G}^A . Aim of the learned mapping function $\mathcal{M}_{\mathcal{G}_n}(\cdot)$ is to: 1) project μ anchor node embeddings onto the target vector space; and 2) ensures the projected embeddings preserve high similarity with the same anchor node embeddings learned from \mathcal{G}^A . Using the learned $\mathcal{M}_{\mathcal{G}_n}(\cdot)$, we are able to map all the node embeddings from \mathcal{G}_n onto the same space as that of \mathbf{Z}^A , which is the target vector space. This not only enables us to perform embedding alignment on each individual subnetwork embedding with substantially lowered computational power and storage requirements, but also makes the embedding process highly salable.

We further elaborate our alignment mechanism by considering a single partition \mathcal{G}_n . We collect all μ anchor node embeddings $\{\mathbf{z}_i | \forall v_i \in \mathcal{G}_n \cap \mathcal{G}^A\}$ from \mathcal{G}_n .

From its node embeddings $\{\mathbf{z}_1, \mathbf{z}_2, \dots, \mathbf{z}_N\}$, we gather all μ anchor node embeddings $\{\mathbf{z}_i | \forall v_i \in \mathcal{G}_n \cap \mathcal{G}^A\}$. Using the approach discussed in Section 4.2, we can obtain node embeddings $\{\mathbf{g}_1, \mathbf{g}_2, \dots, \mathbf{g}_{|\mathcal{V}^A|}\}$ (of the same embedding dimension d) for the anchor network \mathcal{G}^A , and acquire set $\{\mathbf{g}_i | \forall v_i \in \mathcal{G}_n \cap \mathcal{G}^A\}$. To support subsequent computation, we convert both sets of anchor node embeddings into matrices, respectively denoted by $\hat{\mathbf{Z}}, \hat{\mathbf{G}} \in \mathbb{R}^{\mu \times d}$. Then, we formulate $\mathcal{M}_{\mathcal{G}_n}(\cdot)$ as a sequence of transformations on $\hat{\mathbf{Z}}$ such that $\mathcal{M}_{\mathcal{G}_n}(\hat{\mathbf{Z}}) \approx \hat{\mathbf{G}}$. To be specific, as shown in Fig. 4, the transformations include rotation and scaling on all anchor node embeddings in $\hat{\mathbf{Z}}$, followed by a vector-level translation:

$$\mathcal{M}_{\mathcal{G}_n}(\hat{\mathbf{Z}}) = c \cdot \hat{\mathbf{Z}} \mathbf{T} + \mathbf{j}^\top \mathbf{t} \approx \hat{\mathbf{G}}, \quad (6)$$

where $\mathbf{T} \in \mathbb{R}^{d \times d}$ is the rotation matrix, $c \in \mathbb{R}$ is the scaling factor, $\mathbf{t} \in \mathbb{R}^{1 \times d}$ is the translation vector and $\mathbf{j} = \mathbf{1}^{1 \times \mu}$ is a vector consisting of 1s. To ensure $\hat{\mathbf{Z}}$ is mapped onto the same orthogonal space as $\hat{\mathbf{G}}$, we quantify the alignment loss as follows:

$$\Psi = \left\| c \cdot \hat{\mathbf{Z}} \mathbf{T} - \hat{\mathbf{G}} \right\|_F + \mathbf{j}^\top \mathbf{t}, \quad (7)$$

where $\|\cdot\|_F$ is the Frobenius norm. In order to estimate those three parameters in $\mathcal{M}_{\mathcal{G}_n}(\cdot)$, we employ least square corre-

spondence [15], [40] in DeHIN. To obtain the least square estimate of \mathbf{T} , \mathbf{t} and c , we devise the following Lagrangean expression [35]:

$$\mathbf{F} = \text{tr}(\Psi^\top \Psi) + \text{tr}(\mathbf{L}(\mathbf{T}^\top \mathbf{T})), \quad (8)$$

where \mathbf{L} is the Lagrangean multiplier matrix and $\text{tr}(\cdot)$ is the trace of a matrix. In Eq.(8), $\text{tr}(\Psi^\top \Psi)$ can be rewritten as:

$$\begin{aligned} \text{tr}\{\Psi^\top \Psi\} = & \text{tr}(\hat{\mathbf{G}}^\top \hat{\mathbf{G}}) + c^2 \cdot \text{tr}(\mathbf{T}^\top \hat{\mathbf{Z}}^\top \hat{\mathbf{Z}} \mathbf{T}) + p \cdot \mathbf{t}^\top \\ & - 2c \cdot \text{tr}(\hat{\mathbf{G}}^\top \hat{\mathbf{Z}} \mathbf{T}) + 2 \cdot \text{tr}(\hat{\mathbf{G}}^\top \mathbf{j}^\top \mathbf{t}) + 2c \cdot \text{tr}(\mathbf{T}^\top \hat{\mathbf{Z}}^\top \mathbf{j}^\top \mathbf{t}), \end{aligned} \quad (9)$$

where $p = \mathbf{j}\mathbf{j}^\top = \mu$ is a scalar representing the total rows in the matrices. To infer \mathbf{t} , we set the derivative of Eq. 8 w.r.t. \mathbf{t} to 0:

$$\frac{\partial \mathbf{F}}{\partial \mathbf{t}} = 2p \cdot \mathbf{t} - 2 \cdot \hat{\mathbf{G}}^\top \mathbf{j}^\top + 2c \cdot \mathbf{T}^\top \hat{\mathbf{Z}}^\top \mathbf{j}^\top = 0, \quad (10)$$

which leads to:

$$\mathbf{t} = \frac{(\hat{\mathbf{G}} - c \cdot \hat{\mathbf{Z}} \mathbf{T})^\top \mathbf{j}^\top}{p}. \quad (11)$$

To estimate \mathbf{T} , we take the derivate of Eq. 8 w.r.t. \mathbf{T} :

$$\frac{\partial \mathbf{F}}{\partial \mathbf{T}} = 2c^2 \cdot \hat{\mathbf{Z}}^\top \hat{\mathbf{Z}} \mathbf{T} - 2c \cdot \hat{\mathbf{Z}}^\top \hat{\mathbf{G}} + 2c \cdot \hat{\mathbf{Z}}^\top \mathbf{j}^\top \mathbf{t} + \mathbf{T}(\mathbf{L} + \mathbf{L}^\top), \quad (12)$$

from which we can see that $\hat{\mathbf{Z}}^\top \hat{\mathbf{Z}}$ and $\mathbf{L}^\top \mathbf{L}$ are both symmetric matrices. After multiplying \mathbf{T}^\top with Eq.(12), we can easily conclude that the term $\mathbf{T}^\top \hat{\mathbf{Z}}^\top \hat{\mathbf{G}} - \mathbf{T}^\top \hat{\mathbf{Z}}^\top \mathbf{j}^\top \mathbf{t}$ is also symmetric.

Hence, considering Eq. 11, we can formulate a symmetric matrix $\mathbf{S} \in \mathbb{R}^{d \times d}$ as:

$$\begin{aligned} \mathbf{S} = & \mathbf{T}^\top \hat{\mathbf{Z}}^\top \hat{\mathbf{G}} - \mathbf{T}^\top \hat{\mathbf{Z}}^\top \mathbf{j}^\top \mathbf{t} \\ = & \hat{\mathbf{Z}}^\top \left(\mathbf{I} - \frac{\mathbf{j}^\top \mathbf{t}}{p} \right), \end{aligned} \quad (13)$$

here \mathbf{I} represents an identity matrix. To compute \mathbf{T} , we utilize singular value decomposition $\text{svd}(\cdot)$ to achieve the following equilibrium:

$$\begin{aligned} \text{svd}(\mathbf{S}\mathbf{S}^\top) = & \mathbf{T} \cdot \text{svd}(\mathbf{S}^\top \mathbf{S}) \mathbf{T}^\top \\ \text{s.t. } \mathbf{V} \mathbf{D}_S \mathbf{V} = & \mathbf{T} \cdot \mathbf{W} \mathbf{D}_S \mathbf{W}^\top \mathbf{T}^\top \end{aligned} \quad (14)$$

where \mathbf{V} and \mathbf{W} represents orthonormal eigenvector matrices, and \mathbf{D}_S represents a diagonal eigenvalue matrix. By solving Eq. 13, we have:

$$\mathbf{T} = \mathbf{V} \mathbf{W}^\top. \quad (15)$$

Finally, by making use of Eq.(10) and Eq.(11), we compute the scaling factor as follows:

$$c = \frac{\text{tr}(\mathbf{T}^\top \hat{\mathbf{Z}}^\top (\mathbf{I} - \frac{\mathbf{j}^\top \mathbf{t}}{p}) \hat{\mathbf{G}})}{\text{tr}(\hat{\mathbf{Z}}^\top (\mathbf{I} - \frac{\mathbf{j}^\top \mathbf{t}}{p}) \hat{\mathbf{Z}})}. \quad (16)$$

To learn the mapping function for aligning all node embeddings, the above learning process for $\mathcal{M}_{G_n}(\cdot)$ is repeated k times for all subnetworks. The nodes having $|\mathbb{R}|$ contextual representations in j different subnetworks, we first align them w.r.t. their partition and anchor graph. Then these

aligned embeddings $\mathbf{z}_a^1, \mathbf{z}_b^1, \mathbf{z}_c^1 \dots$ are averaged to form the final node embedding:

$$\mathbf{z} = \frac{\sum_j^{|\mathcal{R}|} \mathbf{z}_j}{|\mathcal{R}|}, \quad (17)$$

which comprehensively combines each node's high-order information and helps with generalization, using multi-context aggregation.

5 EXPERIMENTS

In the experimentation section, we extensively evaluate the node embedding quality and the efficiency of DeHIN. To quantify our evaluation criteria, we adopt node classification and link prediction tasks, and evaluate the efficiency of DeHIN against large-scale graph embedding frameworks. Specifically, research questions (RQs) we aim investigate are:

- RQ1: How effective is the partitioning mechanism of DeHIN?
- RQ2: While handling large-scale networks, how is the embedding quality of DeHIN for the node classification task?
- RQ3: How good are the embeddings computed by DeHIN for predict unseen links?
- RQ4: How efficient is DeHIN when embedding large-scale networks as compared to distributed network embedding frameworks? Ablation Study
- RQ5: How effective is DeHIN after ablating its multi-context alignment mechanism?

5.1 Baseline Methods

To show the performance of DeHIN, we compare it with several strong baselines that are designed for HNE task.

- **metapath2vec** [7]: In-order to capture the heterogeneity, metapath2vec utilizes the node paths generated through guided random walks. These path specifically captures the node context.
- **PTE** [37]: This method decomposes a heterogeneous network into number of bipartite networks, each representing a relationship type. Its objective function computes the sum of log-likelihood over all bipartite networks.
- **HIN2Vec** [10]: HIN2Vec is a neural network model that is also based on metapaths. Given a set of relationships specified by meta-paths, HIN2Vec is able to learn expressive node representations from heterogeneous networks.
- **HEER** [33]: This method extends PTE by computing the closeness between types of relationships.
- **R-GCN** [29]: R-GCN aggregates neighbours having same edge types and considers edge heterogeneity by learning multiple convolution matrices.
- **HAN** [47]: HAN uses attention mechanism that learns wights of node neighbourhood, sampled using meta-path generation mechanism.
- **MAGNN** [11]: Embeddings are learned in MAGNN using meta-path based neighborhood and edge type information to parametrizes a transformer-based self attention architecture.

TABLE 1

Statistics of four networks. Connected components (CC) are computed after dividing each network into multiple hypergraphs.

Statistics	Yelp	PubMed	DBLP	Freebase
#Nodes	82,465	63,109	1,989,077	12,164,758
#Node Type	4	4	4	8
#Edges	30,542,675	244,986	275,940,913	62,982,566
#Edges Type	4	10	6	36
#Features	N/A	200	300	N/A
#Label Type	16	8	13	8
Total CC	81	9,028	65,167	1,069,314
Largest CC Size	82,417	24,429	1,766,444	1,561,926
Average Nodes per CC	7,417	454	618	47,190
#DeHIN Partitions	4	10	23	339

- **HGT** [16]: Transformer-based self-attention model is used in HGT, parametrized by edge type.
- **TransE** [1]: This method models relationship among nodes by interpreting them as translations operating on the node embeddings.
- **DistMult** [49]: DistMult develops a simple bilinear model by generalizing NTN [34] and TransE, for learning low dimensional vector representation of network nodes.
- **ComplEx** [42]: ComplEx approach the link prediction problem using latent factorization to compute complex valued embeddings.
- **ConvE** [8]: ConvE consists of a single convolution layer, projection layer and an inner product layer, specifically designed for the link prediction in knowledge graphs.

The embedding dimensions of all baselines is set to 32, and all other hyperparameters are tuned following the original papers. Implementations of these methods in python package is provided by [48]¹.

The above methods are, however, centralized models. These methods incur memory constraints and are time-consuming on a single computing unit. In order to show the efficiency of DeHIN, we also compare it with the following distributed network embedding frameworks:

- **DeLNE** [19]: DeLNE adopts data parallelism approach to embed large-scale networks. As it is originally designed for homogeneous graphs, we implement DeLNE on heterogeneous by treating all node and edge types uniformly.
- **PBG** [23]: PyTorch-BigGraph is a distributed system that trains on an input graph by ingesting its list of edges and their relation types. It outputs an embedding for each node by placing linked nodes close in the vector space.
- **DDHH**: DDHH is a large-scale decentralized HIN embedding framework, we presented in [5]. DDHH adopts centralized partitioning strategy and uses orthogonal alignment mechanism, while only considering the first instance of the node received at the server.
- **DeHIN-Basic**: In order to study the effectiveness of our alignment mechanism and ablation study, we remove alignment settings of DeHIN to construct DeHIN-Basic.

1. <https://github.com/yangji9181/HNE>

5.2 Datasets

In our experiments, we use four real large-scale heterogeneous networks extracted and labeled by [48], which are biomedical library (PubMed), business (Freebase), e-commerce network (YELP) and academic networks (DBLP). Data statistics are provided in Table 1. The characteristics of each dataset are as follows:

- **PubMed**²: PubMed is a biomedical literature network of genes, diseases, chemical and species. word2vec is used to extract embeddings from PubMed papers to get 200 features and are aggregated with associated nodes. A small portion of diseases are manually labeled into eight categories. Each labeled disease has only one label.
- **YELP**³: It is constructed using business, users, locations and reviews from YELP network. A few thousand businesses are manually labeled into sixteen categories. Each labeled business has one or multiple labels.
- **DBLP**⁴: DBLP dataset consists of a network of authors, papers, venues and parsed phrases. Each paper has 300 features, computed using word2vec. Author and venue features are the aggregation of their corresponding paper embeddings. Labels represent authors' research fields, that were manually annotated. Each labeled author has only one label.
- **Freebase**⁵: Freebase network is constructed by linking books, films, music, sports, people, locations, organizations, and businesses. Nodes are not associated with any features. Each label represents eight different genres of literature. Each labeled book has only one label.

5.3 Implementation Details

In our implementation largely adopted two platforms, Python for processing and Oracle of data storage. We set the minimum partition size to m to 10,000 and the upper bound m' is set to 40,000, to balance the density and scale of the data. The bounds are determined after numerous partition and training runs on each dataset. Table 1 shows the number of partitions generated for each dataset. Our alignment mechanism further supports integrating high-order relationship information for each node. For DeHIN workers, we set the embedding dimension d to 32, the number of epochs for each worker model to 100 (early stopping enabled) with a learning rate of 0.01. Due to the availability of maximum of 80 cores, we run workers in batches for training and record the total time as time taken by the slowest worker plus the alignment time. To maintain efficiency, we run 20 worker models simultaneously with each worker utilizing 4 CPU cores at a time.

5.4 Partition Effectiveness and Efficiency (RQ1)

To show the effectiveness of our distributed HIN partition module, we compare it against METIS [21], which is widely

2. <https://www.nlm.nih.gov/databases/download>

3. <https://www.yelp.com/dataset>

4. <https://dblp.org/xml/release/>

5. <https://developers.google.com/freebase/data>

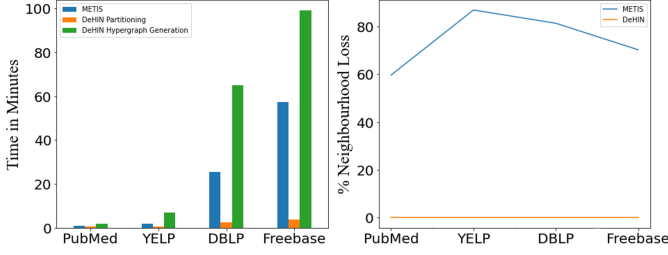


Fig. 5. **A)** Partition time of METIS (blue) and DeHIN (orange), as well as the hypergraph generation time of DeHIN (green) in minutes. **B)** Partition quality, measured by average neighbourhood loss (%).

adopted for graph partitioning task because of its efficiency and partition quality. In our work, we keep the partition size equal to the maximum value between lower-bound and largest connected component. To further evaluate the partition quality of both methods, we compare the two methods w.r.t. time efficiency in minute Fig. 5A and percentage of average neighbourhood loss for each node. We compare the average loss of each node’s neighbourhood in partitioned networks against average neighbourhood of node in the full network which is calculated via,

$$\%S_{Avg\ Loss} = \frac{\sum_{j=1}^k \sum_{r=1}^{|R|} \sum_{i=1}^{|V^j|} (S_i^r - S_i^{r,k})}{\sum_{r=1}^{|R|} \sum_{i=1}^{|V|} S_i^r - |V|} \times 100 \quad (18)$$

where, S_i is the first-order neighbourhood of node n_i^r in context r , while S_i^k is the first-order neighbourhood of n_i^r in k^{th} partition. Although, hyperedge generation is done in parallel for each relationship type, yet it is costly for networks having long CC. For partition task DeHIN outperforms METIS (Fig. 5A). METIS produces partitions with high clustering coefficient but fails to preserve adequate neighbourhood structure (Fig. 5B), as it cuts meaningful edges that are required to learn network’s structural properties. Rather than cutting edges, DeHIN samples hyperedges, each with holding a complete connected neighbourhood within r , hence effectively preserving a node’s structural properties. This also affects the final embedding alignment process, where we try to orthogonally align different contexts of a node that are spread out.

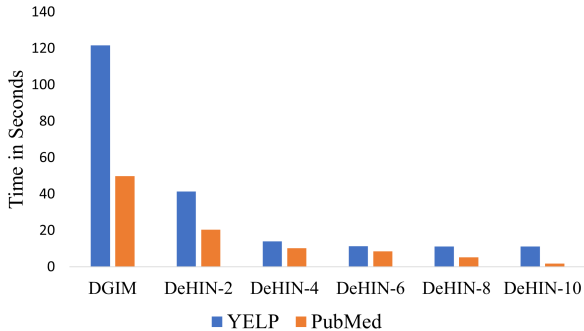


Fig. 6. Comparison of learning time between centralized setting of DeHIN (i.e., DGIM model) and DeHIN with 2,4,6,8 and 10 workers.

TABLE 2
Results of the node classification task.

Model	Node classification (Macro-F1/Micro-F1)			
	PubMed	YELP	Freebase	DBLP
metapath2vec	12.90/15.51	5.16 /23.32	20.55/46.43	43.85 /55.07
PTE	09.74/12.27	5.10/23.24	10.25/39.87	43.34/54.53
HIN2Vec	10.93/15.31	5.12/23.25	17.40/41.92	12.17/25.88
HEER	11.73/15.29	5.03/22.92	12.96/37.51	09.72/27.72
R-GCN	10.75/12.73	5.10/23.24	06.89/38.02	09.38/13.39
HAN	09.54/12.18	5.10/23.24	06.90/38.01	07.91/16.98
MAGNN	10.30/12.60	5.10/23.24	06.89/38.02	06.74/10.35
HGT	11.24/18.72	5.07/23.12	23.06/46.51	15.17/32.05
TransE	11.40/15.16	5.05/23.03	31.83/52.04	22.76/37.18
DistMult	11.27/15.79	5.04/23.00	23.82/45.50	11.42/25.07
ComplEx	09.84/18.51	5.05/23.03	35.26/52.03	20.48/37.34
ConvE	13.00 /14.49	5.09/23.02	24.57/47.61	12.42/26.42
DeHIN	12.07/ 24.30	5.02/ 27.02	42.80 / 56.56	28.49/ 55.11

In Fig. 6 we also compare the running time of a centralized DeHIN (i.e., a DGIM model on a single worker) against DeHIN with 2,4,8 and 10 workers, using two of the smaller datasets i.e., YELP and PubMed. We choose to report the efficiency for these datasets since it is inefficient to compute the mutual information between the node patches and the complete network summary for our large-scale HINs in the case of centralized DeHIN. The time comparison shows that distributed learning reduces the learning time significantly with four or more workers. This is because the DGIM model compares the patch summary of both positive and negative samples against a complete graph summary. For larger HINs, computing a complete graph summary is a very exhaustive process.

5.5 Node Classification Task (RQ2)

Using 70% of labeled nodes, we train a support vector machine (SVM) [46] classifier to support the node classification task. The rest of the 30% nodes are used for evaluation purpose. Details of node labeling is explained in Section 5.2. The reported experimental results in Table 2 are averaged on five runs.

For the task of node classification, DeHIN produces comparable results with other state-of-the-art methods. Due to the presence of increased relationship information (36 links) in Freebase network, alignment mechanism of DeHIN is more able to capture high-order node relationships and hence improved classification accuracy as compared with the rest. Low Macro-F1 score in the case of PubMed, YelP and DBLP networks is mainly due to very high class imbalance in the labeled data. Macro-F1 is a straightforward averaged result for all classes. Though metapath2vec performs well on several minority classes and thus achieves a higher Macro-F1, it does not necessarily mean that its has more correct predictions than DeHIN on all test cases. When the classes are highly imbalance, Macro-F1 is less representative for a model’s performance. So in DBLP, Micro-F1 is a more reliable metric and it achieves the best performance among all baselines. Comparable Micro-F1 score for DeHIN suggest that the learned embeddings of the labeled nodes, across all datasets, can distinguish positive predictions.

TABLE 3
Results of the link prediction task.

Model	Link Prediction Accuracy (AUC)			
	PubMed	YELP	Freebase	DBLP
metapath2vec	69.38	80.52	56.14	65.26
PTE	70.36	50.32	57.89	57.72
HIN2Vec	69.68	51.64	58.11	53.29
HEER	68.31	76.1	55.8	67.2
R-GCN	69.06	73.72	55.78	53
HAN	63.33	72.17	50.18	50.5
MAGNN	65.85	N/A	51.5	50.24
HGT	61.11	50.03	50.12	50.1
TransE	73.00	79	55.68	59.98
DistMult	67.95	69.13	52.84	63.53
ComplEx	70.61	80.28	54.91	52.87
ConvE	75.96	80.11	60.43	65.92
DeHIN	78.74	80.31	64.51	61.71

TABLE 4
Hyperparameter settings for PBG, DeLNE and DeHIN. Number of workers are given in the order of PubMed/YELP/DBLP/Freebase and LR represents the learning rate of each worker.

Models	RAM	#CPUs	#Workers	LR	#Epochs
PBG	1008 GB	80	N/A	0.1	100
DeLNE	1008 GB	80	4/12/150/500	0.1	100
DeHIN	1008 GB	80	10/5/98/343	0.1	100

5.6 Link Prediction Task (RQ3)

For the link prediction task, Hadamard function is used to construct feature vectors for node pairs. 20% of the links are hidden before the training while two-class LinearSVC is trained on rest of the 80% training links. The resulted AUC (area under the ROC curve) is the resultant of 5 iterations.

DeHIN distinguishes true links from false with comparable accuracy against centralized models in Table 3. However, for the two datasets (YELP and DBLP) having only 4 relationship types and very high link-type imbalance i.e. YELP having 90% *phrase-context-phrase* link among total link types and DBLP with 89% Author Year Author link as majority link type, metapath2vec (80.52/80.31) and HEER (67.2/61.71) have slightly better performance. This is because DeHIN captures high-order information in embeddings by capturing relationship types from node links. For the datasets having higher link type diversity, DeHIN is better at predicting true from false links and vice versa.

5.7 Efficiency Analysis (RQ4)

All of the centralized models are designed to improve node classification and link prediction accuracies. For large-scale HINs, these models take days to converge and learn embeddings. In order to test the efficiency of DeHIN, we compare it with models that support parallel computations. The Hyperparameter settings for each framework are given in Table 4.

As depicted in Table 5, DeHIN outperforms both PBG and DeLNE in its time consumption for training and accuracy for multi-node classification task. The significantly lower time consumption, against PBG and DeLNE comes from three aspects. Firstly, it pre-processes the data and generates partitions by utilizing decentralized computations. Secondly, owing to our distributed architecture with

no requirement on model parameter sharing across workers, DeHIN bypasses the potentially heavy communication overhead. Thirdly, since our distributed subnetwork embedding model can directly aggregate patch information for each node, it is computationally efficient. Though the node classification accuracy of PBG is comparable with DeHIN, having a large number of relationships makes it harder for PBG to maintain parallelism, incurring heavy communication overhead.

5.8 Ablation Study (RQ5)

Table 5 also depicts the ablation study of DeHIN against its basic settings i.e., DeHIN-basic and DDHH (our previous work). DeHIN-basic has no alignment mechanism, while DDHH completely neglects the broader semantic context of a common node by keeping only its first instance received at the server. We can see in Table 5 that both, the orthogonal procrustes alignment and multi-context aggregation support heavenly in efficiently preserving high-order context information, as DeHIN outperforms all baselines for node classification task.

6 CONCLUSION

Learning node embeddings on HIN that consists of billions of nodes and links, creates a performance bottleneck for existing centralized HNE methods. To boost the HNE task with efficiency and embedding quality, we propose *Decentralized Embedding Framework for Heterogeneous Information Network* (DeHIN) in this paper. In DeHIN, we generate a distributed parallel pipeline that utilizes hypergraphs in order to infuse parallelization in HNE task. DeHIN innovatively formulates large-scale HINs into hypergraph to support parallel HIN partitioning. It then employs deep information maximization theorem on distributed workers, to locally learn node embeddings for each subnetwork. We also purpose a salable context aware alignment mechanism, that project node embeddings onto a public vector space and aggregates the distributed context. We show in our experimental results the significant improvement of DeHIN against state-of-the-art models, by effectively capturing multi-order context of nodes and its distributive nature.

In this work, we presented an efficient HIN partition mechanism, along with an alignment mechanism that can effectively align unseen node embeddings to a common vector space. We can extend the notion of aligning unseen embedding in future research to find similarities in unseen model parameters. This is especially useful in the case of federated learning, where each worker has personal data rather than shared data. Similarity-based model alignment model aggregation can boost local convergence in the case of federated learning.

ACKNOWLEDGMENTS

This work is supported by Australian Research Council Future Fellowship (Grant No. FT210100624), Discovery Project (Grant No. DP190101985) and National Natural Science Foundation of China (No. 61972069, 61836007, 61832017).

TABLE 5

Processing time (P.t), model learning time (L.t), total running time (T.t) of PBG, DeLNE and DeHIN in minutes. The Micro-F1 scores of node classification are also reported.

Models	PubMed				YELP				DBLP				Freebase			
	P.t	L.t	T.t	Micro-F1	P.t	L.t	T.t	Micro-F1	P.t	L.t	T.t	Micro-F1	P.t	L.t	T.t	Micro-F1
PBG	2.54	3.62	6.16	15.02	7.62	367.54	375.16	22.92	67.43	4081.59	4149.02	37.08	103.88	5632.47	5736.35	51.79
DeLNE	1.20	0.88	2.08	11.20	23.59	139.65	163.24	13.43	36.10	236.25	272.35	21.43	87.21	423.05	510.26	23.45
DDHH	3.20	1.23	4.43	21.23	25.11	1.23	26.34	31.45	39.78	52.68	92.46	0.4222	93.91	61.32	155.23	52.42
DeHIN-Basic	0.52	1.19	1.71	14.19	3.47	10.45	13.92	19.34	8.80	51.46	60.34	28.96	10.40	60.01	70.41	43.16
DeHIN	0.52	1.23	1.75	24.30	3.47	10.50	13.97	27.02	8.80	52.63	61.43	55.11	10.40	61.32	73.72	58.35

REFERENCES

- [1] Antoine Bordes, Nicolas Usunier, Alberto Garcia-Duran, Jason Weston, and Oksana Yakhnenko. Translating embeddings for modeling multi-relational data. In *Neural Information Processing Systems (NIPS)*, pages 1–9, 2013.
- [2] Yukuo Cen, Xu Zou, Jianwei Zhang, Hongxia Yang, Jingren Zhou, and Jie Tang. Representation learning for attributed multiplex heterogeneous network. In *Proceedings of the 25th ACM SIGKDD International Conference on Knowledge Discovery & Data Mining*, pages 1358–1368, 2019.
- [3] Hongxu Chen, Hongzhi Yin, Weiqing Wang, Hao Wang, Quoc Viet Hung Nguyen, and Xue Li. Pme: projected metric embedding on heterogeneous networks for link prediction. In *Proceedings of the 24th ACM SIGKDD International Conference on Knowledge Discovery & Data Mining*, pages 1177–1186, 2018.
- [4] Hongxu Chen, Hongzhi Yin, Tong Chen, Quoc Viet Hung Nguyen, Wen-Chih Peng, and Xue Li. Exploiting centrality information with graph convolutions for network representation learning. In *2019 IEEE 35th International Conference on Data Engineering (ICDE)*, pages 590–601. IEEE, 2019.
- [5] Mubashir Imran, Hongzhi Yin, Tong Chen, Zi Huang, Xiangliang Zhang, and Kai Zheng. DDHH: A Decentralized Deep Learning Framework for Large-scale Heterogeneous Networks In *2021 IEEE 37th International Conference on Data Engineering (ICDE)*, pp. 2033–2038. IEEE, 2021
- [6] Peng Cui, Xiao Wang, Jian Pei, and Wenwu Zhu. A survey on network embedding. *IEEE Transactions on Knowledge and Data Engineering*, 31(5):833–852, 2018.
- [7] Yuxiao Dong, Nitesh V Chawla, and Ananthram Swami. meta-path2vec: Scalable representation learning for heterogeneous networks. In *Proceedings of the 23rd ACM SIGKDD international conference on knowledge discovery and data mining*, pages 135–144, 2017.
- [8] Tim Dettmers, Pasquale Minervini, Pontus Stenetorp, and Sebastian Riedel. Convolutional 2d knowledge graph embeddings. In *Proceedings of the AAAI Conference on Artificial Intelligence*, volume 32, 2018.
- [9] Yifan Feng, Haoxuan You, Zizhao Zhang, Rongrong Ji, and Yue Gao. Hypergraph neural networks. In *Proceedings of the AAAI Conference on Artificial Intelligence*, volume 33, pages 3558–3565, 2019.
- [10] Tao-yang Fu, Wang-Chien Lee, and Zhen Lei. Hin2vec: Explore meta-paths in heterogeneous information networks for representation learning. In *Proceedings of the 2017 ACM on Conference on Information and Knowledge Management*, pages 1797–1806, 2017.
- [11] Xinyu Fu, Jiani Zhang, Ziqiao Meng, and Irwin King. Magnn: Metapath aggregated graph neural network for heterogeneous graph embedding. In *Proceedings of The Web Conference 2020*, pages 2331–2341, 2020.
- [12] Ming Gao, Xiangnan He, Leihui Chen, Tingting Liu, Jinglin Zhang, and Aoying Zhou. Learning vertex representations for bipartite networks. *IEEE Transactions on Knowledge and Data Engineering*, 2020.
- [13] Ming Gao, Leihui Chen, Xiangnan He, and Aoying Zhou. Bine: Bipartite network embedding. In *The 41st International ACM SIGIR Conference on Research & Development in Information Retrieval*, pages 715–724, 2018.
- [14] Sean Gilpin, Tina Eliassi-Rad, and Ian Davidson. Guided learning for role discovery (glrd) framework, algorithms, and applications. In *Proceedings of the 19th ACM SIGKDD international conference on Knowledge discovery and data mining*, pages 113–121, 2013.
- [15] John C Gower. Generalized procrustes analysis. *Psychometrika*, 40(1):33–51, 1975.
- [16] Ziniu Hu, Yuxiao Dong, Kuansan Wang, and Yizhou Sun. Heterogeneous graph transformer. In *Proceedings of The Web Conference 2020*, pages 2704–2710, 2020.
- [17] Wentao Huang, Yuchen Li, Yuan Fang, Ju Fan, and Hongxia Yang. Biane: Bipartite attributed network embedding. In *Proceedings of the 43rd International ACM SIGIR Conference on Research and Development in Information Retrieval*, pages 149–158, 2020.
- [18] Mubashir Imran, Aqsa Akhtar, Anwar Said, Iqra Safder, Saeed-Ul Hassan, and Naif Radi Aljohani. Exploiting social networks of twitter in altmetrics big data. In *23rd international conference on science and technology indicators (STI 2018)*, September 12–14, 2018, Leiden, The Netherlands, 2018.
- [19] Mubashir Imran, Hongzhi Yin, Tong Chen, Yingxia Shao, Xiangliang Zhang, and Xiaofang Zhou. Decentralized embedding framework for large-scale networks. In *International Conference on Database Systems for Advanced Applications*, pages 425–441. Springer, 2020.
- [20] Jianwen Jiang, Yuxuan Wei, Yifan Feng, Jingxuan Cao, and Yue Gao. Dynamic hypergraph neural networks. In *IJCAI*, pages 2635–2641, 2019.
- [21] George Karypis, Rajat Aggarwal, Vipin Kumar, and Shashi Shekhar. Multilevel hypergraph partitioning: applications in vlsi domain. *IEEE Transactions on Very Large Scale Integration (VLSI) Systems*, 7(1):69–79, 1999.
- [22] Thomas N Kipf and Max Welling. Variational graph auto-encoders. *NIPS Workshop on Bayesian Deep Learning*, 2016.
- [23] Adam Lerer, Ledell Wu, Jiajun Shen, Timothee Lacroix, Luca Wehrstedt, Abhijit Bose, and Alex Peysakhovich. PyTorch-BigGraph: A Large-scale Graph Embedding System. In *Proceedings of the 2nd SysML Conference*, Palo Alto, CA, USA, 2019.
- [24] Jiongqian Liang, Saket Gururkar, and Srinivasan Parthasarathy. Mile: A multi-level framework for scalable graph embedding. *arXiv preprint arXiv:1806.09612*, 2018.
- [25] Jianhua Lin. Divergence measures based on the shannon entropy. *IEEE Transactions on Information theory*, 37(1):145–151, 1991.
- [26] Andrew L. Maas, Raymond E. Daly, Peter T. Pham, Dan Huang, Andrew Y. Ng, and Christopher Potts. Learning word vectors for sentiment analysis. In *Proceedings of the 49th Annual Meeting of the Association for Computational Linguistics: Human Language Technologies*, pages 142–150, Portland, Oregon, USA, June 2011. Association for Computational Linguistics.
- [27] Bryan Perozzi, Rami Al-Rfou, and Steven Skiena. Deepwalk: Online learning of social representations. In *Proceedings of the 20th ACM SIGKDD international conference on Knowledge discovery and data mining*, pages 701–710, 2014.
- [28] Anna Primpeli, Ralph Peeters, and Christian Bizer. The wdc training dataset and gold standard for large-scale product matching. In *Companion Proceedings of The 2019 World Wide Web Conference*, pages 381–386, 2019.
- [29] Michael Schlichtkrull, Thomas N Kipf, Peter Bloem, Rianne Van Den Berg, Ivan Titov, and Max Welling. Modeling relational data with graph convolutional networks. In *European semantic web conference*, pages 593–607. Springer, 2018.
- [30] Chuan Shi, Binbin Hu, Wayne Xin Zhao, and S Yu Philip. Heterogeneous information network embedding for recommendation. *IEEE Transactions on Knowledge and Data Engineering*, 31(2):357–370, 2018.
- [31] Chuan Shi, Yitong Li, Jiawei Zhang, Yizhou Sun, and S Yu Philip. A survey of heterogeneous information network analysis. *IEEE Transactions on Knowledge and Data Engineering*, 29(1):17–37, 2016.
- [32] Xuanhua Shi, Xuan Luo, Junling Liang, Peng Zhao, Sheng Di, Bingsheng He, and Hai Jin. Frog: Asynchronous graph processing on gpu with hybrid coloring model. *IEEE Transactions on Knowledge and Data Engineering*, 30(1):29–42, 2017.
- [33] Yu Shi, Qi Zhu, Fang Guo, Chao Zhang, and Jiawei Han. Easing embedding learning by comprehensive transcription of heterogeneous information networks. In *Proceedings of the 24th ACM*


- SIGKDD International Conference on Knowledge Discovery & Data Mining*, pages 2190–2199, 2018.
- [34] Richard Socher, Danqi Chen, Christopher D Manning, and Andrew Ng. Reasoning with neural tensor networks for knowledge base completion. In *Advances in neural information processing systems*, pages 926–934. Citeseer, 2013.
- [35] Ta Quang Son et al. Some new properties of the lagrange function and its applications. *Fixed Point Theory and Applications*, 2012(1):192, 2012.
- [36] Yizhou Sun and Jiawei Han. Mining heterogeneous information networks: principles and methodologies. *Synthesis Lectures on Data Mining and Knowledge Discovery*, 3(2):1–159, 2012.
- [37] Jian Tang, Meng Qu, and Qiaozhu Mei. Pte: Predictive text embedding through large-scale heterogeneous text networks. In *Proceedings of the 21th ACM SIGKDD international conference on knowledge discovery and data mining*, pages 1165–1174, 2015.
- [38] Jian Tang, Meng Qu, Mingzhe Wang, Ming Zhang, Jun Yan, and Qiaozhu Mei. Line: Large-scale information network embedding. In *Proceedings of the 24th international conference on world wide web*, pages 1067–1077, 2015.
- [39] Jie Tang, Jing Zhang, Limin Yao, Juanzi Li, Li Zhang, and Zhong Su. Arnetminer: extraction and mining of academic social networks. In *Proceedings of the 14th ACM SIGKDD international conference on Knowledge discovery and data mining*, pages 990–998, 2008.
- [40] Jos MF Ten Berge. Orthogonal procrustes rotation for two or more matrices. *Psychometrika*, 42(2):267–276, 1977.
- [41] Kenneth Tran, Saghar Hosseini, Lin Xiao, Thomas Finley, and Mikhail Bilenko. Scaling up stochastic dual coordinate ascent. In *Proceedings of the 21th ACM SIGKDD International Conference on Knowledge Discovery and Data Mining*, pages 1185–1194, 2015.
- [42] Théo Trouillon, Johannes Welbl, Sebastian Riedel, Éric Gaussier, and Guillaume Bouchard. Complex embeddings for simple link prediction. In *International Conference on Machine Learning*, pages 2071–20DeHIN. PMLR, 2016.
- [43] Charalampos E Tsourakakis, Jakub Pachocki, and Michael Mitzenmacher. Scalable motif-aware graph clustering. In *Proceedings of the 26th International Conference on World Wide Web*, pages 1451–1460, 2017.
- [44] Shinji Umeyama. An eigendecomposition approach to weighted graph matching problems. *IEEE transactions on pattern analysis and machine intelligence*, 10(5):695–703, 1988.
- [45] Petar Velickovic, William Fedus, William L Hamilton, Pietro Liò, Yoshua Bengio, and R Devon Hjelm. Deep graph infomax. In *ICLR (Poster)*, 2019.
- [46] Rong-En Fan, Kai-Wei Chang, Cho-Jui Hsieh, Xiang-Rui Wang, and Chih-Jen Lin. LIBLINEAR: A library for large linear classification. In *Journal of machine learning research*, pages 1871–1874, 2008.
- [47] Xiao Wang, Houye Ji, Chuan Shi, Bai Wang, Yanfang Ye, Peng Cui, and Philip S Yu. Heterogeneous graph attention network. In *The World Wide Web Conference*, pages 2022–2032, 2019.
- [48] Carl Yang, Yuxin Xiao, Yu Zhang, Yizhou Sun, and Jiawei Han. Heterogeneous network representation learning: Survey, benchmark, evaluation, and beyond. *IEEE Transactions on Knowledge and Data Engineering*, 2020.
- [49] Bishan Yang, Wen-tau Yih, Xiaodong He, Jianfeng Gao, and Li Deng. Embedding entities and relations for learning and inference in knowledge bases. 2015.
- [50] Seongjun Yun, Minbyul Jeong, Raehyun Kim, Jaewoo Kang, and Hyunwoo J Kim. Graph transformer networks. In *Advances in Neural Information Processing Systems*, pages 11983–11993, 2019.
- [51] Jie Chen, Tengfei Ma, Cao Xiao. Fastgcn: fast learning with graph convolutional networks via importance sampling. In *ICLR*.
- [52] Chuxu Zhang, Dongjin Song, Chao Huang, Ananthram Swami, and Nitesh V Chawla. Heterogeneous graph neural network. In *Proceedings of the 25th ACM SIGKDD International Conference on Knowledge Discovery & Data Mining*, pages 793–DeHIN3, 2019.
- [53] Daokun Zhang, Jie Yin, Xingquan Zhu, and Chengqi Zhang. Network representation learning: A survey. *IEEE transactions on Big Data*, 2018.
- [54] Zhengyan Zhang, Cheng Yang, Zhiyuan Liu, Maosong Sun, Zhi-chong Fang, Bo Zhang, and Leyu Lin. Cosine: Compressive network embedding on large-scale information networks. *arXiv preprint arXiv:1812.08972*, 2018.
- [55] Dengyong Zhou, Jiayuan Huang, and Bernhard Schölkopf. Learning with hypergraphs: Clustering, classification, and embedding. In *Advances in neural information processing systems*, pages 1601–1608, 2007.
- [56] Zhaocheng Zhu, Shizhen Xu, Meng Qu, and Jian Tang. Graphvite: A high-performance cpu-gpu hybrid system for node embedding. In *The World Wide Web Conference*, pages 2494–2504. ACM, 2019.
- [57] Xiang Wang, Xiangnan He, Meng Wang, Fuli Feng, and Tat-Seng Chua. Neural graph collaborative filtering. In *SIGIR*, pages 165–174. 2019.



Mubashir Imran Mubashir is currently a computer science Ph.D. student at the School of Information Technology and Electrical Engineering, The University of Queensland. His research interests include data mining, machine learning, and artificial intelligence. More specifically he is currently conducting research in decentralized embedding frameworks and federated recommender systems.



Hongzhi Yin received the Ph.D. degree in computer science from Peking University in 2014. He is an Associate Professor with the University of Queensland. He received the Australia Research Council Future Fellowship and Discovery Early-Career Researcher Award in 2021 and 2016. He was recognized as Field Leader of Data Mining & Analysis in The Australian's Research 2020 magazine. His research interests include recommender system, graph embedding and mining, chatbots, social media analytics and mining, edge machine learning, trustworthy machine learning, decentralized and federated learning, and smart healthcare.



Tong Chen received his PhD degree in computer science from The University of Queensland in 2020. He is currently a Lecturer in Business Analytics with Data Science Group, School of ITEE, The University of Queensland. His research interests include data mining, recommender systems, user behavior modelling and predictive analytics.



Zi Huang received her BSc degree from the Department of Computer Science, Tsinghua University, China, and the PhD degree in computer science from The University of Queensland. She is a professor and ARC Future Fellow in The School of Information Technology and Electrical Engineering, The University of Queensland. Her research interests mainly include multimedia indexing and search, social data analysis, and knowledge discovery.



Kai Zheng is a professor of Computer Science with University of Electronic Science and Technology of China. He received his PhD degree in Computer Science from The University of Queensland in 2012. He has been working in the area of spatial-temporal databases, uncertain databases, social-media analysis, in-memory computing and blockchain technologies.