

# A Transfer Learning Pipeline for Educational Resource Discovery with Application in Leading Paragraph Generation

Irene Li<sup>1</sup>, Thomas George<sup>2</sup>, Alexander Fabbri<sup>1</sup>, Tammy Liao<sup>1</sup>, Benjamin Chen<sup>1</sup>,  
Rina Kawamura<sup>1</sup>, Richard Zhou<sup>1</sup>, Vanessa Yan<sup>1</sup>, Swapnil Hingmire<sup>3</sup>, Dragomir Radev<sup>1</sup>

<sup>1</sup>Yale University, USA, <sup>2</sup>University of Waterloo, Canada, <sup>3</sup>Tata Consultancy Services Limited, India

{irene.li,alexander.fabbri,tammy.liao,benjamin.chen,rina.kawamura}@yale.edu

{richard.zhou,vanessa.yandragomir.radev}@yale.edu

thomasgeorge1001@gmail.com, swapnil.hingmire@tcs.com

## Abstract

Effective human learning depends on a wide selection of educational materials that align with the learner’s current understanding of the topic. While the Internet has revolutionized human learning or education, a substantial resource accessibility barrier still exists. Namely, the excess of online information can make it challenging to navigate and discover high-quality learning materials. In this paper, we propose the educational resource discovery (ERD) pipeline that automates web resource discovery for novel domains. The pipeline consists of three main steps: data collection, feature extraction, and resource classification. We start with a known source domain and conduct resource discovery on two unseen target domains via transfer learning. We first collect frequent queries from a set of seed documents and search on the web to obtain candidate resources, such as lecture slides and introductory blog posts. Then we introduce a novel pretrained information retrieval deep neural network model, query-document masked language modeling (QD-MLM), to extract deep features of these candidate resources. We apply a tree-based classifier to decide whether the candidate is a positive learning resource. The pipeline achieves F1 scores of 0.94 and 0.82 when evaluated on two similar but novel target domains. Finally, we demonstrate how this pipeline can benefit an application: leading paragraph generation for surveys. This is the first study that considers various web resources for survey generation, to the best of our knowledge. We also release a corpus of 39,728 manually labeled web resources and 659 queries from NLP, Computer Vision (CV), and Statistics (STATS).

**Keywords:** web resources, transfer learning, text classification, natural language generation

## 1. Introduction

People rely on the internet for various educational activities, such as watching lectures, reading textbooks, articles, and encyclopedia pages. One may wish to develop their knowledge in a familiar subject area or to learn something entirely new. Many online tools enable and promote independent learning (Montalvo et al., 2018; Romero and Ventura, 2017; Fabbri et al., 2018; Li et al., 2019a). A subset of these platforms provide primary literature resources (e.g. publications), such as Google Scholar<sup>1</sup> and Semantic Scholar<sup>2</sup>. As an alternative to these advanced materials, other educational platforms such as MOOC.org<sup>3</sup> deliver free online courses. Also, unstructured searching on the internet is a popular method to discover other useful resources, such as blog posts, GitHub projects, tutorials, lecture slides and textbooks. Rather than diving into the technical details, these secondary literature resources provide a broad overview of the given domain, which is more valuable for beginners. Still, sifting through this material can be challenging and time-consuming, even if the learner is simply looking for a general and reliable introduction into a new subject area. Publicly accessible data repositories that focus on gath-

ering a fixed number of educational resources exist, such as scientific papers (Tang et al., 2008; Tang et al., 2010), online platforms AMiner (Sinha et al., 2015) and Semantic Scholar. Some archives also compile secondary literature materials. TutorialBank (Fabbri et al., 2018) is a manually collected corpus with over 6,300 NLP resources, as well as related fields in Artificial Intelligence (AI), Machine Learning (ML) and so on. LectureBank (Li et al., 2019b) is also a manually-collected corpus and contains 1,717 lecture slides. MOOCube (Yu et al., 2020) is a large-scale data repository containing 700 MOOC (Massive Open Online Courses). However, in their initial synthesis, these existing corpora either heavily relied on manual efforts that restricted in certain domains, or on a large volume of existing courses sourced from a certain platform. Such solutions are not practically extensible into new or evolving domains. Moreover, according to (Fabbri et al., 2018), some web data such as blog posts, tutorials and educational web pages are also suitable materials for learners. These rich web data are ignored. This paper aims to ease the need for human annotators by proposing a pipeline that automates resource discovery to similar unseen domains through transfer learning. Besides, such a pipeline deals with multiple resource types to take advantage of web data.

Our contributions can be summarized into three parts. First, we present a self-sustaining pipeline for educa-

<sup>1</sup><https://scholar.google.com/>

<sup>2</sup><https://www.semanticscholar.org/>

<sup>3</sup><https://www.mooc.org/>

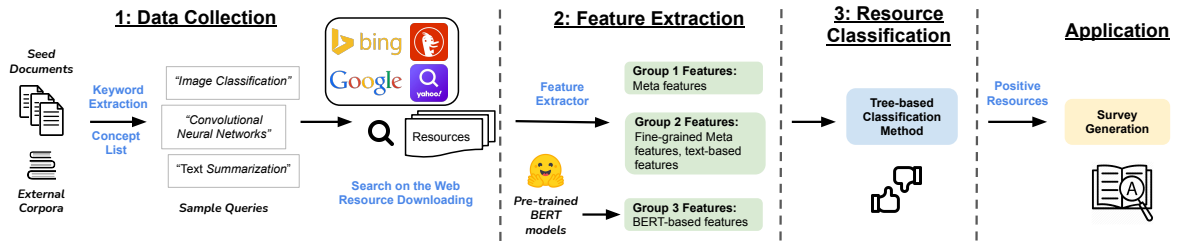


Figure 1: Pipeline Overview. The pipeline contains three steps: query generation, feature extraction, and classification & evaluation. We also show an application in this figure.

tional resource discovery in similar but unseen subject areas or domains. We apply transfer learning with a novel pre-training information retrieval (IR) model, achieving competitive performances. We show that this pipeline achieves 0.94 and 0.82 F1 scores for two arbitrary target domains on discovering high-quality resources. Second, we demonstrate an application that leverage resources discovered by our pipeline, survey generation for the leading paragraph. This is the first study that considers rich web resources for survey generation, to the best of our knowledge. Lastly, we release the core source code of the pipeline and the training and testing datasets, comprised of 39,728 manually labelled web resources and 659 search queries<sup>4</sup>.

## 2. Educational Resource Discovery Pipeline

We propose the Educational Resource Discovery (ERD) pipeline that aims at automatically recognizing high-quality educational resources. We model this problem as a resource classification task. Given a resource  $r$ , where  $r$  can be any source type such as web page, PDF file and PPTX file, and we can obtain a list of features by feature engineering; based on these features,  $r$  is classified as positive if it is a high-quality resource, otherwise negative. We introduce the definition of *high-quality resource* in detail later. We illustrate the ERD pipeline in Figure 1. It consists of data collection, feature extraction and resource classification.

### 2.1. Data Collection

#### 2.1.1. Queries for search

In this step, we need to conduct a list of meaningful and fine-grain search queries to start. These search queries will then be applied to online search engines for web resources. Queries can be borrowed from external corpora or extracted from existing seed documents (e.g., textbooks). We focus on three domains: NLP (natural language processing), CV (computer vision) and STATS (statistics). We utilize external topic lists provided by LectureBankCD (Li et al., 2021), in which there are 322 NLP-based and 201 CV-based topics from crowdsourcing. For STATS, we extract a list

towardsdatascience.com	datahacker.rs
medium.com	hackernoon.com
www.analyticsvidhya.com	skymind.ai
www.kdnuggets.com	maelfabien.github.io
machinelearningmastery.com	rubikscore.net
paperswithcode.com	research.googleblog.com

Table 1: Top sites found in the TutorialBank corpus.

of fine-grained terms from several seed documents, including several textbooks. These terms contain frequent keywords and phrases that are extracted by TextRank (Mihalcea and Tarau, 2004), a statistical method to keyword ranking. In total, we end up with 322, 201 and 137 queries for NLP, CV and STATS domains.

To craft our search engine queries, we leverage advanced search conditions: *filetype* and *site* (website). Specifically, we consider three file types: PDF, PPTX/PPT, and HTML. Moreover, according to the TutorialBank corpus (Fabbri et al., 2018), resources clustered by the components of their URL possess highly correlated educational content. Thus, we prioritize restricting our queries to websites that consistently provide high-quality resources. We select the top sites from the manually-created TutorialBank corpus and incorporate them into our search queries, as exemplified in 1. We also include the “edu” top-level domain as a special case for our search queries in order to capture general educational resources. Finally, we combine our query terms with the website and filetype constraints: e.g. “word embeddings filetype:pdf”. We also augment the original query by generating a disjunction of its variations: e.g., “stochastic gradient descent” becomes “stochastic gradient descent OR SGD”. Table 2 displays several sample queries.

Once the queries are generated, we leverage three well-established online search engines: DuckDuckGo (<https://duckduckgo.com/>), Yahoo(<https://search.yahoo.com/>) and Bing (<https://www.bing.com/>) to obtain our candidate resources. The top  $N$  URLs (where  $N$  is determined from the domain, file type and site type, varying from 20 to 100 to control the total number of resources we want to collect) for a given query are cached after checking their HTTP response status and ensuring that a URL has not already been collected as part of another query. Moving forward, the documents pointed to by all of

<sup>4</sup><https://github.com/yale-lily/Educational-Resource-Discovery>

these URLs were automatically downloaded and parsed for their features. Certain features, such as the number of authors, were collected using heuristics that accounted for most of the variability within the diverse dataset. The ERD Pipeline’s parsers use the pdfminer<sup>5</sup> and grobid<sup>6</sup> libraries for PDF files, Apache Tika<sup>7</sup> for PPTX/PPT and beautifulsoup<sup>8</sup> for HTML.

### 2.1.2. Annotation

After collecting all resources, the next step is to assign a binary label to each resource based on its quality. Our annotators consist of 7 graduate and senior college students with a solid background in NLP, CV, and STATS. A resource is annotated as positive if it is a high-quality one. Guidelines for a positive (high-quality) resource are:

- *Informative and relevant*: introducing basic knowledge about a specific topic. For example, tutorials, introductions, explanations, guides.
- *Papers and lecture slides*: papers and lecture notes about a topic in the correct domain.
- *Other secondary literature articles*: i.e., blog posts with informative descriptions, definitions and code blocks.

The annotation criteria for a negative (poor-quality) resource are:

- *Not informative*: dataset/software/tool download page without introductory descriptions, such as a paper abstract page (not the paper content), a download page with links.
- *Irrelevant*: not showing correct content, broken URLs, URLs with not enough or no text (video or image only).
- *No knowledge included*: such as a course landing page, a person’s personal website page.
- *A list of resources/datasets*: containing only links to other pages.

Finally, to measure the inter-coder agreement of the labels, we randomly picked 100 resources and asked each annotator to provide labels independently. Krippendorff’s alpha (Krippendorff, 2011) on this sample evaluated to 0.8344, indicating a high degree of consistency amongst all annotators.

We detail statistics about our collected dataset in Table 2, providing the total counts by filetype and domain. From the three domains, we collected 39,728 valid resources using 659 distinct queries and achieved a total positive rate of 69.05%.

In Table 4, we show token-level and sentence-level statistics on the extracted free text of the collected data.

<sup>5</sup><https://github.com/pdfminer/>

<sup>6</sup><https://github.com/kermitt2/grobid>

<sup>7</sup><https://tika.apache.org/>

<sup>8</sup><https://crummy.com/software/BeautifulSoup/>

---

### NLP Sample Queries

“markov decision processes” site:.edu filetype:.pdf  
“sentiment analysis” site:.edu filetype:.pptx  
“unlexicalized parsing” site:kdnuggets.com filetype:.html  
“semantic parsing” site:.edu filetype:.pdf  
“information retrieval” site:.edu filetype:.pptx  
“monte carlo methods” site:rubikscore.net filetype:.html  
“natural language processing intro” site:.edu filetype:.pdf  
“sequence to sequence” site:.edu filetype:.pptx  
“naive bayes” site:paperswithcode.com filetype:.html  
“latent dirichlet allocation” site:.edu filetype:.pdf

---

### CV Sample Queries

“epipolar geometry” site:.edu filetype:.pptx  
“particle filters” site:hackernoon.com filetype:.html  
“image registration” site:.edu filetype:.pdf  
“reflectance model” site:.edu filetype:.pptx  
“shading analysis” site:skymind.ai filetype:.html  
“imaging geometry and physics” site:.edu filetype:.pdf  
“texture classification” site:.edu filetype:.pptx  
“gibbs sampling” site:kdnuggets.com filetype:.html  
“image thresholding” site:.edu filetype:.pdf  
“region adjacency graphs” site:.edu filetype:.pptx

---

### STATS Sample Queries

“linear regression” site:rubikscore.net filetype:.html  
“hypothesis testing” site:.edu filetype:.pdf  
“heteroscedasticity” site:.edu filetype:.pptx  
“random event” site:paperswithcode.com filetype:.html  
“maximum likelihood” site:.edu filetype:.pdf  
“granger causality” site:.edu filetype:.pptx  
“probability” site:hackernoon.com filetype:.html  
“random sampling” site:.edu filetype:.pdf  
“correlation coefficient” site:.edu filetype:.pptx  
“chi-squared statistic” site:skymind.ai filetype:.html

---

Table 2: Sample queries in the three domains.

	NLP	CV	STATS	Total
Query Num	322	200	137	659
PPTX	1,216	733	1,463	3,412
PDF	4,961	3,782	1,449	10,192
HTML	9,368	9,302	7,454	26,124
<b>Total</b>	<b>15,545</b>	<b>13,817</b>	<b>10,366</b>	<b>39,728</b>
Pos.Num	9,589	11,101	6,742	27,432
Pos.Rate	0.6169	0.8034	0.6501	<b>0.6905</b>

Table 3: Dataset statistics by domain and file type. *Pos.Num* is the number of positive resources. *Pos.Rate* is the fraction of resources that were labeled as positive.

## 2.2. Feature Extraction

To train a classifier to identify high-quality educational resources, we first focus on feature engineering. Specifically, we investigate three groups of classification features and summarize them in Table 5.

**Group 1 Features** Some of the meta-features of a document that can characterize its quality are embedded in its structure. The features encompassed by Group 1 are high-level and coarse-grained, and focus on aspects

	NLP	CV	STATS
<i>Token Number/per sentence</i>			
Mean	18.28	26.37	23.28
Median	12	19	18
Max	2,302	458,363	20,066
<i>Sentence Number</i>			
Mean	161.60	122.49	107.32
Median	55	46	52
Max	5,929	21,301	52,793

Table 4: Free text statistics by domain.

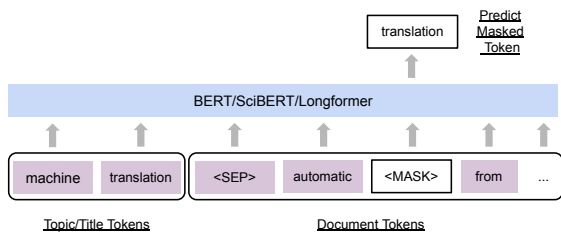


Figure 2: QD-MLM pretraining: the topic term *machine translation* is paired with the document tokens.

such as: the number of headings, equations, outgoing links and authors. Heuristically, some good tutorials may tend to include more equations and paragraphs (longer content). We list all 8 such features in Table 5, Group 1.

**Group 2 Features** These meta-features describe the fine-grained but statistical details of the resource document. The URL’s components, such as the top-level domain name and subdomain name, correlate resources from websites that deliver consistent quality. The other Group 2 features are centered around the characteristics of the free text. For instance, *NormalizedUniqueVocab* (the size of the vocabulary divided by the total number of words) can estimate the vocabulary’s complexity, and *PercentTypos* (the percentage of words that are incorrectly spelled) can approximate reliability. We itemize such features in Table 5, Group 2.

**Group 3 Features** The above features are intuitive and statistical features selected by feature engineering. In addition, we introduce contextualized semantic features with pretrained language models as Group 3 features. To achieve this, we choose three base models: BERT (Devlin et al., 2019), SciBERT (Beltagy et al., 2019) and Longformer (Beltagy et al., 2020). BERT is a language model that was pretrained on Wikipedia documents<sup>9</sup>. SciBERT is a BERT-based model trained in the scientific domain, making it suitable for our use case<sup>10</sup>. Longformer is a BERT-based model that handles longer input sequences<sup>11</sup>.

We introduce a novel pretraining approach: QD-MLM (Query-Document Masked Language Modeling)

<sup>9</sup><https://huggingface.co/bert-base-uncased>

<sup>10</sup>[https://huggingface.co/allenai/scibert\\_scivocab\\_uncased](https://huggingface.co/allenai/scibert_scivocab_uncased)

<sup>11</sup><https://huggingface.co/allenai/longformer-base-4096>

Feature Name	Explanation
<i>Group 1</i>	
NumAuthor	Number of authors
NumHeading	Number of headings
NumFig	Number of figures
NumEqu	Number of equations
NumPara	Number of paragraphs
NumSent	Number of sentences
NumLink	Number of outgoing links
BibLen	Bibliography length
<i>Group 2</i>	
Subdomain	Subdomain of resource URL
SecondDomain	Second-level domain of resource URL
TopDomain	Top-level domain of resource URL
NumUriSubdirs	Number of URL subdirectories
NormalizedUniqueVocab	Number of unique words divided by total number of words
UniqueVocabMean	Mean number of occurrences of a word
UniqueVocabStdev	Stdev of number of occurrences of a word
WordLenMean	Mean number of characters per word
WordLenStdev	Stdev of number of characters per word
SentenceLenMean	Mean number of words per sentence
SentenceLenStdev	Stdev of number of words per sentence
PercentTypos	Percentage of words that were misspelled
NumGithubLinks	Number of links to GitHub
<i>Group 3</i>	
bert	BERT base model
scibert	SciBERT base model
longformer	Longformer base model
arXiv`bert`QD-MLM	BERT pretrained on arXiv
arXiv`scibert`QD-MLM	SciBERT pretrained on arXiv
arXiv`longformer`QD-MLM	Longformer pretrained on arXiv
TB`bert`QD-MLM	BERT pretrained on TutorialBank
TB`scibert`QD-MLM	SciBERT pretrained on TutorialBank
TB`longformer`QD-MLM	Longformer pretrained on TutorialBank

Table 5: Chosen features: we select 3 groups consist of meta features and deep learning-based features.

to leverage these base models to generate features for our classification task. The model takes a query term and a corresponding document text as an input pair. A query term could be a single word, phrase or a paper title, indicating the **topic** or **main idea** of the document. The pretraining approach is a following of the Masked Language Modeling (MLM) method of BERT (randomly masking 15% tokens and letting the model predict them), as shown in Figure 2. To conduct QD-MLM pretraining, we apply two external educational corpora for pre-training to ensure the data quality: TutorialBank (TB)<sup>12</sup> and arXiv<sup>13</sup>. The latest TutorialBank has 15,584 topic-document pairs; and arXiv has 259,050 title-abstract pairs (computer science papers only). We enumerate all models in Table 5, Group 3, naming *dataset\_modelname*. We end up with 9 features in Group 3.

After pretraining, the model serves as an encoder for any input documents. However, one may notice that this gives dense embeddings, making it hard to combine with explainable Group 1 and 2 features. Thus, we propose an information retrieval-based scoring function to transfer dense embeddings into a score feature. This scoring function calculates a score for each re-

<sup>12</sup><http://aan.how/download/>

<sup>13</sup><https://www.kaggle.com/>

Cornell-University/arxiv

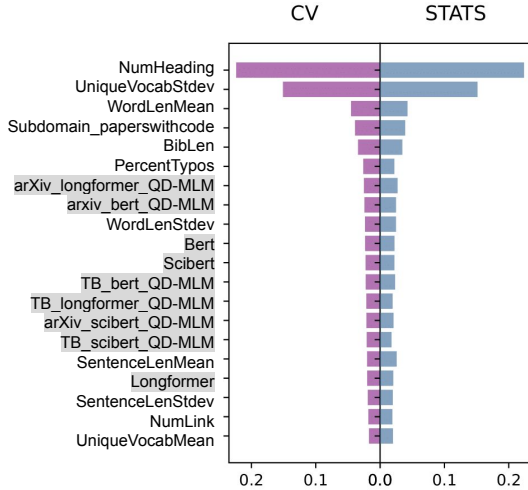


Figure 3: Top 20 features on two target domains: shaded features are from Group 3.

source, showing the relevancy of the resource to all the searching queries. Relevancy is one of the most important indicators that the resource is annotated as positive. The score is higher if it is more relevant to the queries. In Section 2.1.1, we apply a list of queries ( $q \in Q$ ) to download resources, we now compute a cosine-similarity based ranking score  $score_r$  for resource  $r$ :

$$score_r = \sum_{q \in Q} \cos(\mathbf{V}_q, \mathbf{V}_r)$$

where  $\mathbf{V}_q$  and  $\mathbf{V}_r$  are QD-MLM encoded embeddings for the query term and resource respectively.

### 2.3. Resource Classification

We treat NLP as the source domain, and CV and STATS as two target domains, given the fact that there are more resources in NLP. So we study two experimental settings: NLP→CV and NLP→STATS.

Since there are various feature types, we conduct pre-processing before applying the classifiers. Numerical values are binned into groups, and categorical features are converted into integer codes. We evaluate four traditional classifiers: Random Forest (RF), Decision Tree (DT), Support Vector Machine (SVM) and Logistic Regression (LR). We find that RF performs the best and has a slight edge over DT, but SVM and LR significantly lag behind. Thus, we report the Random Forest’s performance, summarized in Table 6. Specifically, we include precision, recall and F1 scores on different feature groups: Group 1, Group 1+2, and Group 1+2+3. It shows that with more features included, better performance can be obtained. When we include all feature groups, we can achieve the best F1 score in both target domains. In general, performance on the CV domain is better than on STATS. This is expected given that the corpus distance between NLP and CV is smaller than between NLP and STATS. We give detailed data analysis in the next section.

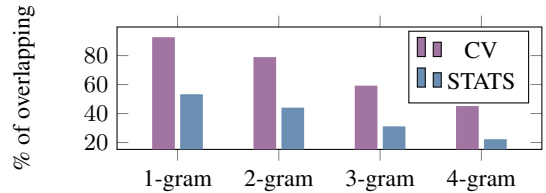


Figure 4: Percentage of overlapping n-grams.

## 3. Data Analysis

To better understand the collected data and our classifier’s performance, we conduct a study on the feature analysis and domain differences. Finally, we also compare similar existing datasets.

**Feature Importance Score** We take the best-performed model of NLP→CV domain (Group 1+2+3), and take the Gini Index calculated by Decision Trees as the feature importance score. Overall, we extract 8746 features in CV and 8525 features of STATS after binning numerical values and encoding categorical features. In Figure 3, we list the top 20 features of CV and STATS. Some Group 1+2 features rank in the top 5, since they are main indicators that the resource is informative (i.e., more heading numbers, longer contents). Some heuristic features such as sentence, word and bibliography lengths rank in the top 20. This observation validates our assumption that such features may indicate more informative content and tend to be a positive resource. Additionally, Group 3 features (marked with shaded color) also play an important role. In fact, all Group 3 features rank top 20, suggesting that our scoring function that applies QD-MLM semantic features into the pipeline is very helpful when doing classification for resource discovery.

**Domain Differences** As observed before, our transfer learning pipeline performs better on CV than on STATS, and this can be attributed to domain differences relative to the source domain NLP. In Figure 4, we plot the percentage of overlapping n-grams of both {NLP, CV} and {NLP, STATS} domain pairs. This indicates that NLP and CV have a larger overlap than {NLP, STATS} with respect to all of the n-grams ( $n \in \{1, 2, 3, 4\}$ ). For example, NLP and CV share nearly 80% on 2-gram, while NLP and STATS share only about 50%. From this perspective, we uphold that the classifiers trained on semantic features based on BERT models are valuable for bridging more distant domains with transfer learning.

To further contrast our findings, we enumerate the top 10 URLs in Table 7. Although the websites are ranked in different orders, there are still common URLs across the domains (highlighted in the table). Once again, CV shares more overlap with NLP in comparison to STATS. Along with the feature importance score, this cross-domain consistency further illustrates that the URL meta-features will benefit our model’s out-of-domain classification.

**Comparison with Similar Datasets** We compare a number of existing NLP-related educational datasets

Features	NLP→CV			NLP→STATS		
	F1	Precision	Recall	F1	Precision	Recall
Group 1	0.7238	0.5802	0.9617	0.6508	0.5405	0.8177
Group 1 + 2	0.8579	0.7772	0.9571	0.7990	0.8141	0.7845
Group 1 + 2 + 3	<b>0.9402</b>	0.9849	0.8994	<b>0.8225</b>	0.9965	0.7002

Table 6: Classification Results in two target domains: CV and STATS.

Domain	Top 10 Sites
NLP	www.cs.cmu.edu, web.stanford.edu, www.cs.toronto.edu, www.paperswithcode.com, maelfabien.github.io, www.academia.edu, courses.cs.washington.edu, nlp.stanford.edu, ocw.mit.edu, www.cs.cornell.edu
CV	www.kdnuggets.com, maelfabien.github.io, www.paperswithcode.com, www.academia.edu, www.cs.toronto.edu, www.cs.cmu.edu, web.stanford.edu, courses.cs.washington.edu, cseweb.ucsd.edu, www.cs.cornell.edu
STATS	www.kdnuggets.com, maelfabien.github.io, www.paperswithcode.com, web.stanford.edu, ocw.mit.edu, online.stat.psu.edu, www.hackernoon.com, www.sjsu.edu, research.googleblog.com, www.cpp.edu

Table 7: Comparison of the top 10 sites. **Gray** means overlapped in both CV and STATS domain; **Purple** means overlapping between NLP and CV; **Blue** means overlapping between NLP and STATS.

in Table 8, emphasizing the resource type, human effort for annotations, and corpus scale. Note that in this table, we only concentrate on human annotation efforts for free-text resources. This is because these resources are the primary goal of the ERD Pipeline, as opposed to other tasks (e.g. learning concept relations, concept mining). We can see that MOOCcube (Yu et al., 2020) has a massive quantities of a single resource type (papers). They obtained the metadata from a third-party platform, AMiner, without a full round of human annotations. TutorialBank (Fabbri et al., 2018) has a larger number of resources than LectureBank (Li et al., 2019b), and it consists of diverse resource types. Our pipeline is very similar to TutorialBank in terms of resource type, but ours extends to more resources and subject areas, enabling us to research transfer learning across domains.

#### 4. Application: Leading Paragraph Generation for Surveys

This section demonstrates an interesting application that applies the resources discovered using our ERD Pipeline: leading paragraph generation for surveys using web data.

Novel concepts are being introduced and evolving at a rate that creates high-quality surveys for web resources, such as Wikipedia pages, challenging. Such existing surveys like Wikipedia still needs human efforts on collecting relevant resources and writing accurate content on a given topic. Survey generation is a way to generate concise introductory content for a query topic (Zhao et al., 2021). While most of the existing work focuses on utilizing scientific papers or Wikipedia to achieve this

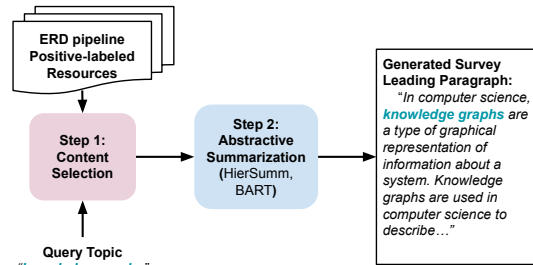


Figure 5: Two-stage Method for Leading Paragraph Generation. The query topic is *knowledge graph* as an example.

(Liu et al., 2018), little has been done for using the data on the web. Since our ERD pipeline discovers sufficient web data, we propose a two-stage approach for generating the lead paragraph that applies these web data. Notably, this is the first research on abstractive survey generation using web data.

##### 4.1. Two-stage method

We propose a two-stage method illustrates in Figure 5. Given a query topic and high-quality web resources selected by the ERD pipeline, we wish to generate the leading introductory paragraph for the query topic. This approach consists of content selection (step 1) and abstractive summarization (step 2). Content selection is the process of selecting the most relevant sentences according to the given query. Abstractive summarization generates the accurate lead paragraph from the selected sentences.

**Content Selection** ERD is supposed to identify mas-

Name	Resource Type (with texts)	Domain Number	Annotation	Size
TutorialBank	<b>Lecture sides, papers, blog posts</b>	NLP only	<b>Manually</b>	6,300
LectureBank	Lecture sides only	NLP only	<b>Manually</b>	1,717
MOOCcube	Papers only	<b>Multiple</b>	Scrape from third-party	679,790
ERD (ours)	<b>Lecture sides, papers, blog posts</b>	<b>Multiple</b>	<b>Manually</b>	39,728

Table 8: Comparison with similar datasets.

sive resources with broad coverage of the topics, so the first step is to select related content with the query topic.

While there is no suitable pretrained data for this survey generation task, we utilize the WikiSum dataset (Liu et al., 2018). WikiSum contains 1.5 million Wikipedia pages, their references and their associated Google Search results. WikiSum includes many well-established topics and comprehensive reference documents, making it suitable for survey generation. We first evaluate content selection models using WikiSum. We experiment with three approaches in this step. Liu and Lapata (2019) undertake query-based content selection as a regression problem of predicting the ROUGE-2 recall of a given paragraph-topic pair (LSTM-Rank). Reimers and Gurevych (2019) fine-tune BERT (Devlin et al., 2019) and RoBERTa (Liu et al., 2019) to produce fixed-length vectors which can be compared using cosine similarity. We embed the topic of each Wikipedia page and candidate paragraph using this method, and select the paragraphs with the closest vectors to the title (Semantic Search). Additionally, we train RoBERTa in a similar manner as (Liu and Lapata, 2019). Then, we compare the query topic and paragraphs as sentence pairs and use the resulting relevance scores for the paragraph ranking (RoBERTa-Rank). As shown in Table 9a, RoBERTa-Rank is the highest-scoring content selector, so we employ it for the abstractive summarization’s input.

**Abstractive Summarization** This step is to generate summarization from the content selected previously. As a sequence-to-sequence task, there are many existing pretrained models. We experiment with BART

Methods	L=5	L=10	L=20	L=40
LSTM-Rank	39.38	46.74	53.84	60.42
Semantic Search	34.87	48.60	61.87	74.54
RoBERTa-Rank	<b>64.12</b>	<b>72.49</b>	<b>79.17</b>	<b>84.28</b>

(a) ROUGE-L (Lin, 2004) Recall scores for WikiSum content selection, varying the number of paragraphs returned.

Methods	R-1	R-2	R-L
HierSumm (Liu and Lapata, 2019)	41.53	26.52	35.76
BART (Lewis et al., 2019)	<b>46.61</b>	<b>26.82</b>	<b>43.25</b>

(b) ROUGE scores for intro generation.

Table 9: Two-stage method evaluation using WikiSum.

(Lewis et al., 2019), a pretrained model for text generation, as well as HierSumm, a hierarchical model from Liu and Lapata (2019). We show the summarization results on the WikiSum data in Table 9b, and observe that BART achieves a better performance.

## 4.2. Human Evaluation and Case Studies

So far, we have shown that applying RoBERTa-Rank and BART as a two-stage method gives promising results evaluated on the WikiSum dataset. We connect our pipeline with this method to generate the leading paragraph. We choose ten queries randomly as survey topics in each domain, for example, “sentiment analysis” in NLP. A complete query topic list can be found in Table 11. Since we do not have ground truth, we conduct human evaluation and case studies.

We evaluate the model outputs on a 1-5 Likert scale based on the following qualities:

- *Readability*: attains a maximum score of 5 if the output is readable with a high degree of fluency and coherency.
- *Relevancy*: attains a maximum score of 5 if the output is perfectly relevant to the current topic with no hallucinations.

Evaluation	NLP	CV	STATS
Avg. Readability	3.45	2.90	2.75
Avg. Relevance	2.80	1.85	1.50
Avg. Non-redundancy	2.45	2.15	1.60

Table 10: Human Evaluation

**NLP**: adam optimizer, lstm model, dropout neural networks, recursive neural network, convolutional neural network, automatic summarization, sentiment analysis, attention mechanism deep learning, Pre-trained Language Models NLP, knowledge graphs

**CV**: transfer learning, convolutional neural network, image retrieval, image classification, feature learning, seq2seq, transformers, visual question answering, conditional probability, k means

**STATS**: linear regression, hypothesis testing, conditional probability, multinomial distribution, probability density, density estimation, normal distributions, bernoulli distribution, standard deviation, z-score

Table 11: Topics selected for human evaluation.

---

**NLP: knowledge graphs**

In computer science, knowledge graphs are a type of graphical representation of information about a system. Knowledge graphs are used in computer science to describe the structure of a system, such as a graph of knowledge about a particular system, ... or a list of items that can be used to describe a system 's structure. For example, a knowledge graph may contain information about an object 's shape, its size, its shape relative to other objects, its orientation, and its orientation relative to a point in space, or its position relative to another point in time, or any combination of these things. Knowledge Graphs can also be used as a way of describing the structure and structure of systems, such that a system can be described by a set of knowledge graphs that describe its structure and its properties.

---

**CV: image retrieval**

In computer science, a Convolutional neural network is a type of neural network used in image analysis and image synthesis. It is a computer program that uses a neural network to learn from a large number of images, and can be used to predict the appearance of a given image in real-world situations, such as the shape of a surface, or the color of an object in a 3D environment such as an image of a person 's face. It can also be used for image synthesis and image analysis, as well as image processing and image processing for computer vision and image recognition. It has been used in a number of applications such as computer vision, image processing, image recognition, and computer vision for image recognition and image rendering.

---

**STATS: normal distributions**

In physics, normal distributions are a family of mathematical models that describe the distribution of normal distributions. They are used in the fields of statistics, physics , and computer science, and have been used in a wide variety of applications, including computer vision, image analysis, computer graphics, computer vision, computer graphics processing units (CPGs), as well as in the field of computer vision. They have also been used to study the visual appearance of real-world surfaces, such as the Phong Reflection Model, the Oren-Nayar model, the Koenderink et al. representation, and the Shading of the Sphere Model, and in the study of light sources and light sources in OpenGL and OpenGL-based graphics renderers.

---

Table 12: Examples of generated leading paragraphs.

- *Non-redundancy*: attains a maximum score of 5 if the output has no repeating phrases/concepts.

We report average scores among 2 human judges of all topics by domain, shown in Table 10. The scores of NLP are the highest for all qualities, and STATS performed most poorly. This discrepancy may be caused by data collection bias, as more NLP resources were included.

We randomly pick one case study from each domain in Table 12. We eliminate some parts of the generated content due to limited space. The model is able to generate leading paragraphs in a similar Wikipedia article style by giving a definition of a certain concept, following by descriptions of possible applications. Overall, while these surveys contains some facts, but the quality can still be improved. For instance, the STATS paragraph exhibits some repetition and redundancy (e.g., “computer graphics”, “computer graphics processing units”). This also happens in the NLP topic: “describe the structure of a system”). We highlight them in underline. As an initial study, we have demonstrated the opportunities of extending our ERD Pipeline to produce survey paragraphs. In the future, we aim to enhance the generated leading paragraphs and extend the model for generating complete surveys.

## 5. Conclusion

In this paper, we proposed a pipeline for automatic knowledge discovery in novel domains. We applied transfer learning with an MLM pre-training method and achieved competitive classification performances.

We demonstrated an application to take advantage of resources discovered by our pipeline. Finally, we released our source code and the collected datasets, including the 39,728 manually labelled web resources and 659 search queries. We make this pipeline an on-line live educational tool for the public.

## 6. Bibliographical References

- Beltagy, I., Cohan, A., and Lo, K. (2019). Scibert: Pre-trained contextualized embeddings for scientific text. *CoRR*, abs/1903.10676.
- Beltagy, I., Peters, M. E., and Cohan, A. (2020). Longformer: The long-document transformer. *CoRR*, abs/2004.05150.
- Devlin, J., Chang, M.-W., Lee, K., and Toutanova, K. (2019). BERT: Pre-training of Deep Bidirectional Transformers for Language Understanding. *NAACL*.
- Fabbri, A. R., Li, I., Trairatvorakul, P., He, Y., Ting, W. T., Tung, R., Westerfield, C., and Radev, D. R. (2018). Tutorialbank: A manually-collected corpus for prerequisite chains, survey extraction and resource recommendation. In *Proceedings of ACL*. Association for Computational Linguistics.
- Krippendorff, K. (2011). Computing krippendorff's alpha-reliability.
- Lewis, M., Liu, Y., Goyal, N., Ghazvininejad, M., Mohamed, A., Levy, O., Stoyanov, V., and Zettlemoyer, L. (2019). Bart: Denoising Sequence-to-sequence Pre-training for Natural Language Generation, Translation, and Comprehension. *arXiv preprint arXiv:1910.13461*.



- Li, I., Fabbri, A. R., Tung, R. R., and Radev, D. R. (2019a). What should I learn first: Introducing lecturebank for NLP education and prerequisite chain learning. In *The Thirty-Third AAAI Conference on Artificial Intelligence, AAAI 2019, The Thirty-First Innovative Applications of Artificial Intelligence Conference, IAAI 2019, The Ninth AAAI Symposium on Educational Advances in Artificial Intelligence, EAAI 2019, Honolulu, Hawaii, USA, January 27 - February 1, 2019*, pages 6674–6681. AAAI Press.
- Li, I., Fabbri, A. R., Tung, R. R., and Radev, D. R. (2019b). What should I learn first: Introducing lecturebank for NLP education and prerequisite chain learning. In *The Thirty-Third AAAI Conference on Artificial Intelligence, AAAI 2019, The Thirty-First Innovative Applications of Artificial Intelligence Conference, IAAI 2019, The Ninth AAAI Symposium on Educational Advances in Artificial Intelligence, EAAI 2019, Honolulu, Hawaii, USA, January 27 - February 1, 2019*, pages 6674–6681. AAAI Press.
- Li, I., Yan, V., Li, T., Qu, R., and Radev, D. (2021). Unsupervised cross-domain prerequisite chain learning using variational graph autoencoders. In *Proceedings of the 59th Annual Meeting of the Association for Computational Linguistics (ACL)*.
- Lin, C.-Y. (2004). ROUGE: A package for automatic evaluation of summaries. In *Text Summarization Branches Out*, pages 74–81, Barcelona, Spain, July. Association for Computational Linguistics.
- Liu, Y. and Lapata, M. (2019). Hierarchical Transformers for Multi-document Summarization. *ACL*.
- Liu, P. J., Saleh, M., Pot, E., Goodrich, B., Sepassi, R., Kaiser, L., and Shazeer, N. (2018). Generating wikipedia by summarizing long sequences. *arXiv preprint arXiv:1801.10198*.
- Liu, Y., Ott, M., Goyal, N., Du, J., Joshi, M., Chen, D., Levy, O., Lewis, M., Zettlemoyer, L., and Stoyanov, V. (2019). Roberta: A Robustly Optimized Bert Pretraining Approach. *arXiv preprint arXiv:1907.11692*.
- Mihalcea, R. and Tarau, P. (2004). TextRank: Bringing order into text. In *Proceedings of the 2004 Conference on Empirical Methods in Natural Language Processing*, pages 404–411, Barcelona, Spain, July. Association for Computational Linguistics.
- Montalvo, S., Palomo, J., and de la Orden, C. (2018). Building an educational platform using nlp: A case study in teaching finance. *J. UCS*, 24(10):1403–1423.
- Reimers, N. and Gurevych, I. (2019). Sentence-BERT: Sentence embeddings using Siamese BERT-networks. In *Proceedings of the 2019 Conference on Empirical Methods in Natural Language Processing and the 9th International Joint Conference on Natural Language Processing (EMNLP-IJCNLP)*, pages 3982–3992, Hong Kong, China, November. Association for Computational Linguistics.
- Romero, C. and Ventura, S. (2017). Educational data science in massive open online courses. *Wiley Interdisciplinary Reviews: Data Mining and Knowledge Discovery*, 7(1):e1187.
- Sinha, A., Shen, Z., Song, Y., Ma, H., Eide, D., Hsu, B.-j. P., and Wang, K. (2015). An overview of microsoft academic service (mas) and applications. In *Proceedings of the 24th international conference on world wide web*, pages 243–246. ACM.
- Tang, J., Zhang, J., Yao, L., Li, J., Zhang, L., and Su, Z. (2008). Arnetminer: Extraction and mining of academic social networks. In *KDD'08*, pages 990–998.
- Tang, J., Yao, L., Zhang, D., and Zhang, J. (2010). A combination approach to web user profiling. *ACM TKDD*, 5(1):1–44.
- Yu, J., Luo, G., Xiao, T., Zhong, Q., Wang, Y., Feng, W., Luo, J., Wang, C., Hou, L., Li, J., Liu, Z., and Tang, J. (2020). MOOCube: A large-scale data repository for NLP applications in MOOCs. In *Proceedings of the 58th Annual Meeting of the Association for Computational Linguistics*, pages 3135–3142, Online, July. Association for Computational Linguistics.
- Zhao, M., Yan, S., Liu, B., Zhong, X., Hao, Q., Chen, H., Niu, D., Long, B., and Guo, W. (2021). QBSUM: A large-scale query-based document summarization dataset from real-world applications. *Comput. Speech Lang.*, 66:101166.