

Automated Fake News Detection using cross-checking with reliable sources

Zahra Ghadiri,¹ Milad Ranjbar,¹ Fakhteh Ghanbarnejad,^{1,*} and Sadegh Raeisi^{1,†}

¹*Department of Physics, Sharif University of Technology, Tehran, Iran*

Over the past decade, fake news and misinformation have turned into a major problem that has impacted different aspects of our lives, including politics and public health. Inspired by natural human behavior, we present an approach that automates the detection of fake news. Natural human behavior is to cross-check new information with reliable sources. We use Natural Language Processing (NLP) and build a machine learning (ML) model that automates the process of cross-checking new information with a set of predefined reliable sources. We implement this for Twitter and build a model that flags fake tweets. Specifically, for a given tweet, we use its text to find relevant news from reliable news agencies. We then train a Random Forest model that checks if the textual content of the tweet is aligned with the trusted news. If it is not, the tweet is classified as fake. This approach can be generally applied to any kind of information and is not limited to a specific news story or a category of information. Our implementation of this approach gives a 70% accuracy which outperforms other generic fake-news classification models. These results pave the way towards a more sensible and natural approach to fake news detection.

I. INTRODUCTION

Today social media has become popular among people worldwide as their primary source of news. For example, about half of U.S. adults get news from social media [27]. Moreover, online social media is becoming the main platform for people to exchange information, opinions, and experiences about different events [17]. These platforms have significantly helped the free speech, political and social awareness (e.g., the #metoo movement [31]), and raising the voice of minorities and oppressed groups (e.g., the Black Lives Matter movement) [23]. Despite all the benefits, social media can be harmful as well. One of the harms of social media is the spread of misinformation.

Misinformation and its propagation are not limited to the modern information age and social media. A famous example is the misinformation campaign launched in ancient Rome by Caesar Augustus (Octavian), the first Roman emperor, against his opposition, Roman politician, and general, Mark Antony. Specifically, Octavian used slogans etched onto coins to smear the reputation of Antony [15].

In the information age, the lack of proper monitoring and fact-checking and capability of the spread of

news by bots [26] have turned social media into a key conduit for fake news.

The spread of misinformation on these platforms can significantly affect different aspects of our lives. For instance, some believe that the spread of targeted misinformation has contributed to the 2016 U.S. presidential election [3]. Some research also indicates that exposure to fake news can cause attitudes of inefficacy and cynicism toward certain political candidates [3, 4]. The influence of misinformation is not limited to Politics. Another study shows that 1225 fake news stories were spread during COVID-19, with half of them coming from social media, putting public health in danger [20].

This significant effect of misinformation on society has motivated extensive research on fake news, especially on Twitter as a major social media. Some of these studies focus on the statistical behavior of fake news. A recent study by Vosoughi et al. shows that diffusion parameters of fake news are different from real news on Twitter. They showed that “falsehood” diffuses deeper and faster [29]. In another study, fake and real news propagate different diffusion topologies on social platforms such as Weibo and Twitter [32].

In parallel, some efforts focus on the detection of fake news. There were about 137 active fact-checking projects in the world in 2018 [21]. For

* fakhteh.ghanbarnejad@gmail.com

† sraeisi@sharif.edu

instance, there are platforms such as PolitiFact ¹, which uses editors to determine news veracity. Unfortunately, manual fact-checking and fake news detection is no match for a large amount of misinformation that is spread on a daily basis, and despite all these efforts in detecting fake news, there is a lot of fake news which is not detected. Automatic fake news detection provides an effective alternative solution that reduces the human cost for detection and prevents the spread of fake news.

Various models have been developed to automate the process of fake news detection. Each of these models can accurately detect fake news among a specific tweet category. We define this characteristic of models as the *effective zone* of the model. An effective zone might contain political tweets, tweets about a famous hurricane, or tweets by Twitter bots. Also, each model uses features such as the text of the tweet, the user who tweets it, tweet characteristics (e.g., number of retweets), and diffusion topologies to detect whether it is fake or not. We call this characteristic of a model the *features* of the model. Finally, the *ensemble* is the data that we use to train and test our model, which can characterize the effective zone of the model. Table I shows some examples of such studies.

Papers such as Kwon et al [16] study diffusion network of tweets in order to identify rumors. They use temporal, structural, and linguistic characteristics of diffusion as features of the model on 102 news topics, each containing at least 60 tweets as their ensemble. This model’s effective zone is the collection of tweets that the diffusion network is available for them. An issue for using network features in detecting fake news is that repeating false information, even in a fact-checking context, may increase an individual’s likelihood of accepting it as true [8]. Therefore, it is crucial to detect fake news as soon as possible, which is not always possible in studying the diffusion network of news.

Another feature to use in studying fake news is the information we have on the user who tweeted it, the number of followers, favorites, and Twitter handle, to mention a few. For instance, [12] ensemble contains tweets from a trustworthy source labeled as

real news and tweet from an untrustworthy source labeled as fake news. This model uses features such as user, tweet, topic, and sentiment, and its effective zone is detecting fake news tweeted from users who almost always tweet fake, such as rumor bots. As another example, Buntain et al. [6] uses structural, user, and content features of tweets to detect fake news. In order for this model to be effective, we should have the structure of tweets, many tweets with the same topic, and users should spread only fake or real most of the time. Using user features, although applicable to detect fake news bots, might lead to a bias through certain users and disables us to predict fake news among the tweets of users who often tweet real news.

Among other features, extracting features from news’ text using NLP methods can help us find a solution for the fake news detection problem. Many previous studies on tweet texts focus on detecting the veracity of tweets on popular threads on Twitter [22]. These models benefit from an abundance of labeled tweets (as fake or real) in the case of popular threads. Despite their good results in the case of popular threads, these models might not be as useful in the case of news content that has not been tweeted as much. Most relevant to our study is the 2019 VasuAgarwal et al. [1]. This study uses a set of political tweets as the ensemble to train a fake news detector based on features extracted from the tweet’s text. This set is diverse in terms of political news content, which makes this model effective for detecting fake news among both popular and unpopular political threads. In this paper, we present a method for automating fake news detection on Twitter. Our approach leads to a model which can also predict the veracity of unpopular threads in any given subject accurately. Our approach is based on human behavior when faced with new information or news. People usually search for reliable news agencies or fact-checking websites to cross-check news and to see if it is real or not.

Our idea is to automate this process using NLP techniques to build a machine learning model. The objective of the model is to cross-check the content of a given tweet with reliable sources and make a prediction about the veracity of the tweet. Thus, in addition, we need to prepare a group of reliable sources in order to cross-check the tweets with it. In other words, our dataset consists of two main data;

¹ <https://www.politifact.com/>

Related Work Description			
Article	Ensemble	Features	Effective Zone
Kwon et al.	102 news topics, each containing at least 60 tweets and their diffusion networks	Characteristics of diffusion network	The collection of tweets that the diffusion network is available for them
Helmstetter et al.	Tweets from a trustworthy source labeled as real news, and tweets from an untrustworthy source labeled as fake news	User, text, and tweet features	Fake news tweeted from users who almost always tweet fake
Buntain et al.	CREDBANK and PHEME datasets	Tweet, characteristics of diffusion network, user, text features	when we have the structure of tweets, many tweets with the same topic, and users who spread only fake or real most of the time.
Agarwal et al., 2019	12.8 K manually labeled short statements	Text features	Since most of the tweets are political, works better in political tweets, but otherwise can be used for other ensembles
Our Approach	4k random tweets	Text features	Topics which are mentioned in reliable sources

Table I. Related works comparison: This table shows the kind of tweets different papers have focused on their verification and features they used to study them.

one is target tweets, which should be labeled for the machine learning part, and the other part contains reliable tweets that are needed in cross-checking target tweet with them. We select our reliable sources from news agencies located in the green zone of the “media bias chart”². This includes Reuters, BBC, AP, etc. The green box in this chart shows the most reliable news agencies. In order to compare a target tweet with trustable sources, we collect tweets from the chosen reliable sources. We collect tweets published in the same time interval as the target tweet. We call this dataset the reliable dataset.

This paper is organized as follows. The section Methods presents the model, the feature extraction techniques, and the entire pipeline. In the Results, we evaluate the performance of our model. The Discussion and Conclusion section summarizes our work and discusses some aspects of the work that can be improved in future studies.

II. METHOD AND DATA

Figure 1-I shows our full pipeline for the classification of a target tweet as fake or real. We first will briefly discuss the pipeline as illustrated in figure 1.

We assume that we are given a tweet, and our task is to check its veracity. This could be a new tweet that shows up on Twitter. We refer to this as the “target tweet.” We also assume that we have access to reliable sources of information that we can use as reference and cross-check the target tweet against these sources. We refer to these sources as “reliable sources.” For our work, we use tweets from Twitter accounts of well-established news agencies, such as Reuters, BBC, Associated Press, etc., for the reliable sources.

We collect all tweets from reliable sources in the three days leading to the target tweet and the three days following it (figure 1-II). For example, for the tweet “No marines were killed in the Kabul airport attack, they were just injured.” which was posted on 26th of August 2021, we collect tweets from news agencies in the time interval between 23rd of August 2021 and 29th of August 2021. We refer to this collection as “ C ” of tweets. We need a mathematical representation of texts of tweets, for which we use TF-IDF encoding [28] (figure 1).

² <https://www.adfontesmedia.com/static-mbc/>

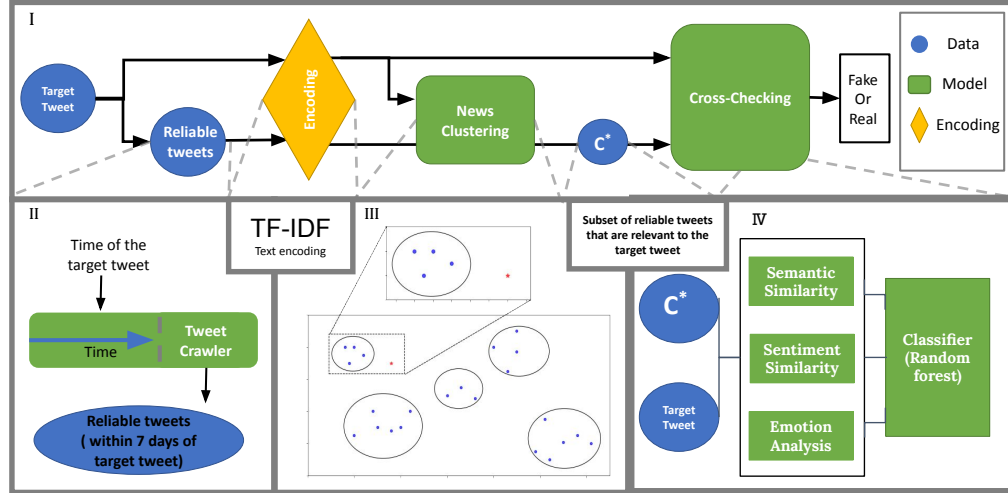


Figure 1. This diagram shows the different parts of our model to process the tweets and find out their veracity. The first step is gathering data from reliable sources. After encoding tweets’ texts into vectors, we find the cluster of stories associated with the target tweet, C^* . The final step is to cross-check the target tweet with reliable tweets in C^* . The data is represented by blue circles, pre-processing by a yellow diamond, and green rectangles are the symbol of models.

Set \mathcal{C} comprises many different news stories, and not all of them are related to the target tweet. The next step is to cluster \mathcal{C} into news stories. For this, we use a clustering algorithm that uses the text from the tweets and clusters them based on the similarity in the vocabulary used in the tweets. Mathematically, the clustering can be described as a function f_c that assigns an index to any tweet. The result of the clustering is a set of clusters $\{\mathcal{C}_i\}$. Each \mathcal{C}_i contains news on a specific news story. For instance, the time interval 23rd of August and 29th of August 2021 contains five clusters with stories about the Ida hurricane, a regional conference in Iraq, the Kabul airport attack, the Kabul airport evacuation, and the US FDA full approval of Pfizer/BioNTech’s COVID-19 vaccine.

Once we have the clusters, we need to identify the cluster to which the target tweet belongs. For this, we use the same Clustering model, i.e., f_c . Given the target tweet, the clustering function finds the cluster that best matches the target tweet. We refer to this as C^* . For example, the target tweet “No marines were killed in the Kabul airport attack, they were just injured” will be placed in the cluster of

news about the Kabul airport attack.

Figure 1-III schematically shows how tweets are clustered. Each point represents a tweet. The blue circles are tweets from reliable sources, and the red star is the target tweet. Circles represent clusters, i.e., news stories. By this point, we have identified the relevant news story from reliable sources. The next step is to cross-check the content of the target tweet against the reliable tweets in its corresponding cluster, C^* . If the target tweet is not aligned with C^* , it is likely fake news. For example, if the target tweet is “No marines were killed in the Kabul airport attack, they were just injured.”, and in the corresponding cluster, we have a tweet like “12 U.S. service members killed in terrorist attack outside Kabul airport, U.S. official says” from The Washington Post, the target tweet will be labeled as fake. This line of reasoning is inspired by how humans usually check the veracity of news.

We use a second machine learning model for cross-checking, and we refer to it as the “Cross-checking model”. A schematic picture of this model is shown in figure 1-IV. The Cross-checking model relies on the semantic, sentiment similarities, and emotional

characteristics between the target tweet and tweets in \mathbb{C}^* to determine if the target tweet is aligned with the reliable sources. We use separate models to characterize sentiment and semantic similarities, and emotional characteristics.

The Cross-checking model (figure 1-III) is different from the Clustering model (figure 1-IV) in the sense that for clustering, we put more emphasis on the words in the tweet, whereas for cross-checking, we train our model to pay more attention to the meaning. Different techniques can be used for cross-checking. These different techniques do not necessarily agree with each other. As an illustration, a target tweet may have the same sentiment as the ones in reliable sources, but with different semantics. The final piece of the pipeline is a model that takes the result of all the different comparison techniques (e.g., sentiment, semantic) and decides if the target tweet is aligned with the relevant tweets from reliable sources (i.e., \mathbb{C}^*). This model has to consider all the different comparison methods and weigh their results when they do not agree with each other. We now describe each element of the pipeline in more detail. Specifically, in the following subsections, we will describe the model for clustering tweets based on their content, the models used for feature extraction from tweets, and the final classification based on different comparison methods.

A. Clustering Model

The first element is the clustering model. The Clustering model takes the collection of the tweets from reliable sources and clusters them to different groups that have similar news content.

For the clustering model, we need a mathematical representation of the text of the tweets in the collection. At this stage, we focus on the words used in tweets. For instance, if two tweets share words like “Kabul airport” and “US military”, it is likely that they are about the same story. In NLP (Natural Language Processing), encodings like “bag of words” [10, 19] or TF-IDF can provide representations based on the vocabularies used in the tweets.

The bag-of-words encoding uses a corpus of words and represents any given text with a vector of the length of the corpus. If a word in the corpus is

present in the text, the corresponding element of the vector would be the frequency of the word in the text. TF-IDF provides a similar encoding. The difference is that the elements of the vector are weighted based on the “inverse document frequency (IDF)”. This reduces the weights of words that frequently occur, such as “the”. On the other hand, it increases the weight of the words that rarely occur [14].

Typically, for TF-IDF, the corpus is a collection of all the words used in text samples (with some restrictions on their frequencies). This leads to a long and sparse representation. For our purpose, it is more meaningful to form a corpus of significant keywords. For instance, words like “in” and “the” are likely to appear in various news but carry little weight in discriminating those stories. In contrast, words like “Kabul”, “Taliban”, and “attack”, are more expressive. We use named entities to form our corpus of words. Named entities are objects such as organizations, people, Geopolitical Entity (GPE). We use a python library called “SpaCy” [13] to identify the named entities [7].

We use the collection of named entities as the corpus for our TF-IDF model to vectorize the text of a given tweet. Then we apply this encoding to the collection of tweets from reliable sources, which gives a vector for each tweet from the collection.

Next, we apply the k-means clustering algorithm to the vectorized tweets. This gives clusters of tweets where each cluster contains tweets that have similar named entities. For the k-means algorithm, we need to identify the number of clusters before the clustering. However, the number of clusters depends on \mathbb{C}^* and could change. We pick the number of clusters, k , such that the clustering maximizes the mean Silhouette Coefficient [25]. The mean silhouette coefficient characterizes the ratio of intra-cluster distance and inter-cluster distance. Maximizing the mean silhouette coefficient indicates that clusters are well-apart compared to their internal distance. Finally, we have to assign the target tweet to one of the clusters. To do so, we apply the same TF-IDF encoding to the target tweet and vectorize the text of the target tweet. We then apply the k-means model, trained on the collection, to the target tweet. This returns the cluster that shares the largest number of named entities with the target tweet. Finally, we use the cosine-similarity to filter the closest tweets inside that cluster for the

target tweet. Table II gives an example of a target tweet and tweets in its corresponding cluster, \mathbb{C}^* . Note that clustering news based on the vocabulary is not perfect. For instance, the vocabularies in one tweet may match multiple clusters. This is because, fundamentally, it is sometimes difficult to separate news stories, as there may be multiple stories that are related. This leads to overlapping clusters. One may consider soft clustering algorithms for this application [5].

tweet examples	
Twitter Account	Tweet Text
CNN	“At least 12 members of the US military were killed and at least 15 more were injured in the attack at Kabul’s airport, Gen. Kenneth “Frank” McKenzie, head of the US Central Command, said at a briefing.”
New York Times	“Breaking News: At least 12 U.S. service members and scores of Afghan civilians were killed in the bombings outside the Kabul airport, officials said.”
Associated Press	“Two U.S. officials say at least 12 U.S. service members were killed in the Afghanistan bombings, including 11 Marines and one Navy medic. Officials say a number of U.S. troops were wounded.”
BBC World	“Twelve US service members - 11 marines and a Navy medic - were killed in Kabul airport attack, officials tell US media.”
The target tweet	“No marines were killed in the Kabul airport attack, they were just injured.”

Table II. Example of \mathbb{C}^* for the target tweet of “No marines were killed in the Kabul airport attack, they were just injured”. By comparing the target tweet with these tweets from reliable sources, we can see that this news is not real.

B. Cross-Checking Model

At this point, we have the target tweet as well as its corresponding story from reliable sources (i.e., \mathbb{C}^*). The function of the Cross-checking model is to compare the target tweet with tweets in \mathbb{C}^* and determine if the target tweet is aligned with our reliable sources or not.

To train a model to classify the target tweet as

real or fake, we extract some features from tweets. Specifically, we use the semantic, sentiment, and emotion of a tweet to compare the target tweet and reliable sources. Figure 1-IV shows the diagram for our Cross-checking model. In the following subsections, we will describe the NLP tools we use to extract each of these in detail.

1. Semantic Similarity

We want to measure how semantically close the target tweet is to tweets in \mathbb{C}^* . This time, we use word-embedding for text representation. A word-embedding can be seen as a mapping from the bag-of-words representation to an encoding that is semantically meaningful. Specifically, word-embedding assigns real-valued vectors to texts or words in a way that preserves their semantic relation. Different word-embedding techniques have been developed for NLP applications. Here, we use a technique known as “FastText.” We trained this word embedding on Common Crawl and Wikipedia [9]. For two semantically close tweets, their embedding vector should be relatively close. To find the distance between two tweets, we use the cosine between their corresponding vectors. If the two tweets are aligned, the cosine should be close to one. If they are distant, the cosine would be small. We use the cosine as a similarity measure to compare the two vectors. This provides one of the three elements that will be used for checking the alignment of the target tweet with respect to reliable sources.

2. Sentiment Similarity

In addition to semantic, we examine the sentiment difference between the target tweet and reliable tweets. For this, we train a semantic analyzer model using fastText over 3.6 million reviews from the Amazon dataset [11, 18]. Then we check the sentiment for the target tweet and reliable sources. We use the difference between their sentiment values as a feature. For example, the sentiment of the target tweet “The India flood did not have any victims.” is zero, i.e., neutral sentiment. The corresponding reliable tweet is “At least 15 dead and dozens missing

in India floods”, which has a sentiment of -1 , i.e., negative. The difference of the sentiment values is -1 . This means that for this case, we can identify the target tweet as fake using its sentiment.

However, cross-checking is not always this simple, and we can not always rely on comparing sentiments to cross-check the veracity of the target tweet. It is possible to make fake news with the same sentiment as reliable sources. Therefore, for our Cross-checking model, we also analyze the emotional content of the target tweet.

3. Emotion Analysis

Humans can identify emotions from the text. Emotions that can be received from fake news might differ from real news. We expect fake news to cause emotions such as fear and surprise. We use a tool called `text2emotion` to extract emotions from the text of the tweets. `Text2emotion` is a python library that, given an input text, assigns one of the Happy, Angry, Sad, Surprise, or Fear emotions to it. For example, the target tweet “No marines were killed in the Kabul airport attack, they were just injured” stimulates both sadness and happiness, while reliable tweets from the same cluster cause fear and anger.

4. Data and Classification

The extracted features represent the semantic and sentiment differences and emotional characteristics between the target tweet and the tweets from reliable sources. For the last part of our pipeline, we need a model that takes these extracted features as inputs and classifies if the target tweet is real or fake.

For this model, we need a labeled dataset. We used the “Fake and Real News dataset” published on Kaggle³. This dataset is based on Ahmed et al. [2]. It includes 9365 fake news articles and 18984 real articles in English. The Fake and Real News dataset contains article text, article type, article label (fake

or real), article title, and article date. These articles are longer than typical tweets. Therefore, we use article titles to test and train our model. These article titles act similar to tweets. We refer to this dataset as the “Fake-Real” dataset. We use the Fake-Real dataset to train and test our Cross-checking model and identify tweets’ veracity. Figure 2 shows the distribution of classes in our dataset.

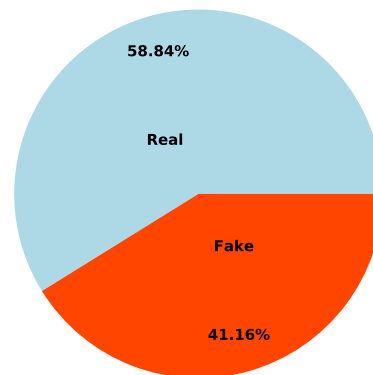


Figure 2. Distribution of classes in our Fake-Real dataset. Our dataset has 1921 fake and 2764 real tweets

We train a random forest model on this dataset. We use the extracted features (i.e., semantic and sentimental differences and emotional characteristics) of each tweet and its label to train the random forest model. Figure 3 includes an example of a tweet containing fake news and a tweet from a reliable source, which is not aligned with the target tweet.

III. RESULTS

We use three metrics to evaluate the performance of our classifiers. These metrics are accuracy, precision, and recall⁴. Figure 4 shows these metrics for our model. Our random forest model has an accuracy of 0.70, a precision of 0.70, and a recall of 0.70 for the class fake of tweets. We balanced the population

³ <https://www.kaggle.com/clmentbisailon/fake-and-real-news-dataset>

⁴ https://en.wikipedia.org/wiki/Precision_and_recall

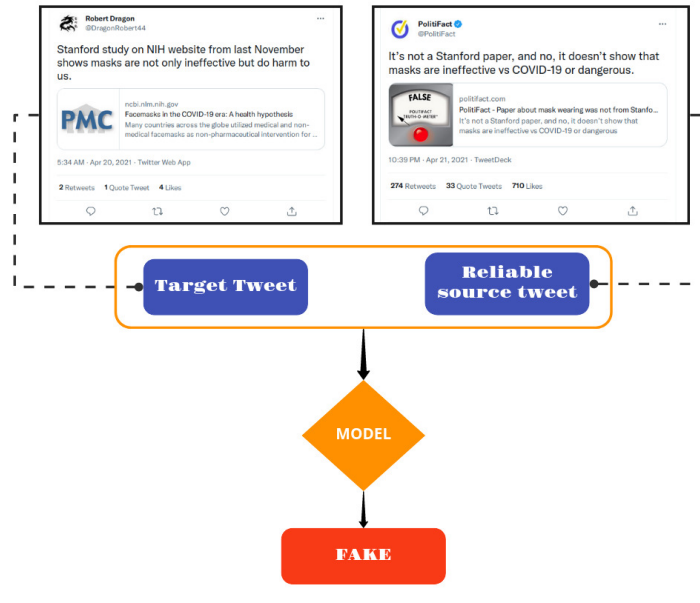


Figure 3. An example Tweet and the corresponding classification process. On the left side, the tweet contains fake news, and the right side contains a tweet from the PolitiFact Twitter account. The model cross-checks the target tweet with a tweet from a reliable source to find out its veracity.

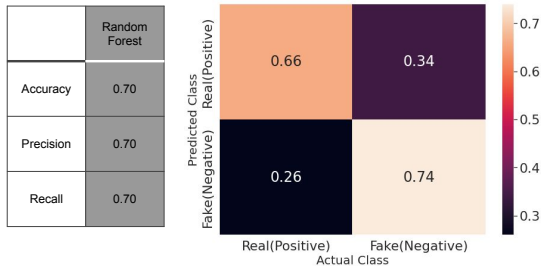


Figure 4. The results for detection of fake tweets. Random Forest gives an accuracy of 0.70

of fake and real tweets in our training dataset for these results.

We compared our result with [1], which we refer to as the VasuAgarwal model, in Figure 5. As was explained in the Introduction, this work is comparable to our model in two major senses. First, they only use text for the identification of fake tweets. Second,

similar to our model, their work is not limited to a specific story and can be used for any given target tweet. Figure 5 shows that our model achieves better performance for all metrics [1].

We also tested our model to determine the veracity of tweets from some famous politicians. Table III shows some examples, and our model predicts these tweets' veracity correctly.

There exist some tweets in the dataset that were mislabeled. Interestingly, our model managed to catch these mistakes. Table IV shows an example that was labeled as a fake tweet, whereas it is actually real. Our model labels it as a real tweet. This indicates that the performance of our model is probably even higher than the numbers in figure 4. As a result, we expect to get a higher performance for our model on a more accurate dataset.

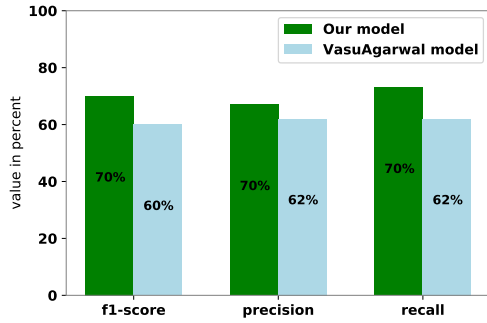


Figure 5. Comparison of the Random Forest results with [1]. The comparisons were made for three different metrics: f1-score, precision, and recall. For all metrics, our model outperforms the result from [1]. In all three metrics, our model shows better results.

Tweeter	Tweet Text	Prediction	PolitiFact
Donald Trump	“Michigan just refused to certify the election results”	fake	fake
Bernie Sanders	“You know what Amazon paid in federal income taxes last year? zero”	real	real

Table III. Example of tweets containing fake and real news from famous politicians. These tweets, labeled as fake or real by PolitiFact, have been correctly classified by our model.

Tweet Text	Prediction (our model)	Reality	Dataset Label
“Ben Jerry’s ice cream founders were arrested at the US capital”	real	real	fake

Table IV. Example of a tweet that was mislabeled in the dataset and our model classified correctly.

IV. DISCUSSIONS AND CONCLUSION

We built a model for fake news detection, which is inspired by human behavior. Namely, our model compares tweets with reliable sources to find whether they contain fake or real news. We wanted to build this model in a way that is not limited to viral stories. Therefore, we trained our model on a dataset containing diverse news stories. For this case, other famous datasets exist, such as Liar [30]. Although the Liar dataset is more widely used, we chose the Fake and Real News dataset since it is larger and more diverse.

There are a few assumptions and details about the work that we need to emphasize. First, in order to compare tweets with reliable sources, we collect tweets from Twitter accounts of reliable news agencies. Here we used BBC, Deutsche Welle, The New York Times, Al Jazeera, Associated Press, The Washington Post, etc., for the reliable sources. Choosing more than one reliable source not only helps us to cover more tweets, but also helps us determine its veracity more accurately. Apart from that, based on the subject of news, whether political, scientific, economic, etc., we must choose reliable sources related to that subject.

Note that in some cases, we might not be able to assign a cluster to the target tweet. For instance, there may be fake news that has no reflection in the media. In this case, we will be unable to find reliable news for that specific target tweet.

Also, note that the choice of reliable sources can significantly influence the classification result. For instance, using Fox News as a reliable source significantly changes the results. This is because fake news detection is, to some extent, subjective. Even in real life, different people may not agree on whether news is fake or real based on what they use to cross-check the news against. We tried to pick more factual news outlets based on some research⁵ for our choice here. Nevertheless, we understand that not everyone may agree with the choices of reliable sources. However, the approach can be adapted to what the user or the target audience trust for reliable information.

⁵ <https://www.adfontesmedia.com/static-mbc/>

Another point that we need to emphasize is that we choose the titles of news articles from the “Fake and Real news dataset” as our target tweets. These titles are similar to tweets because they are short texts containing news. We also use these short texts to extract tweets from Twitter and determine the veracity of extracted tweets using these titles. We believe that our model can be used for long text as well. In that case, we can use articles from reliable news agencies to compare a long target text with them. In the case of long texts, the three features we extract might not be enough. This is because the overlap between news articles is more in long texts, and we probably will need other features for the cross-checking.

Thirdly, an important aspect of our work is that our model is not limited to a specific story. Often models that are developed to use news content for fake news detection focus on specific stories on social media [22], and their applications are limited to those specific stories. Our model is not limited to specific stories and can cover a wider range of tweets. Also, note that, as expected, compared to story-focused models, our approach is less accurate. However, it outperforms other approaches that are not limited to specific stories. One of the main bottlenecks of our approach is news clustering. Our news clustering is based on vocabulary and is not perfect. For instance, the vocabularies in one tweet may match multiple clusters. This is because, fundamentally, it is sometimes difficult to separate news stories, as there may be multiple stories that are related. This leads to overlapping clusters. One may consider soft clustering algorithms for this application [5].

Another key point about our approach is that for a given target tweet, we collect tweets from reliable sources from both before and after the target tweet is posted. First, note that we can easily change this and limit it to tweets before the target tweet. We think it is important since news agencies might

have delayed broadcasting some news for any reason. The last remark is that we did not put much effort into fine-tuning our model. We expect that our result could significantly improve with fine-tuning the hyper-parameters of the model. In summary, we presented a model to predict the veracity of news on Twitter by checking the deviations from reliable sources. The results outperform similar works. Our model can be divided into four parts. We first build a collection of tweets from reliable sources from the same week as the target tweet. Next, we cluster them based on their stories and identify the cluster related to the target tweet. Last, we build a model that cross-checks the target tweet with reliable tweets based on their semantic and sentimental differences and emotional characteristics. There is room to improve the model and results by optimizing different model parts and using a better dataset for training. The high efficiency of the model shows that the model inspired by human behavior can become biased, too, since the main idea of this approach is based on the behavior of checking the reliable source. As discussed, this can become toxic too.

Appendix A: Pre-processing

We run some pre-processing on the data that we collect from Twitter. We remove stop words, punctuation, and lowercase words in tweets. Removing this irrelevant information reduces the size of data. Since this information does not contribute towards the actual meaning of a sentence, discarding them will improve the performance. In addition, we remove Twitter handles, email addresses, and URLs. In the end, since a tweet might contain non-English characters, we fixed any encoding error in the text using Beautiful-Soup [24]. The Beautiful-Soup module automatically detects the encoding method of the text and converts it to a suitable format.

[1] Vasu Agarwal, H Parveen Sultana, Srijan Malhotra, and Amitrajit Sarkar. Analysis of classifiers for fake news detection. *Procedia Computer Science*, 165:377–383, 2019.

[2] Hadeer Ahmed, Issa Traore, and Sherif Saad. Detecting opinion spams and fake news using text classification. *Security and Privacy*, 1(1):e9, 2018.

- [3] Hunt Allcott and Matthew Gentzkow. Social media and fake news in the 2016 election. *Journal of economic perspectives*, 31(2):211–36, 2017.
- [4] M Balmas. When fake news becomes real: Combined exposure to multiple news sources and political attitudes of inefficacy, alienation, and cynicism. *Communication Research*, 41(2):430–454, 2014.
- [5] James C Bezdek. *Pattern recognition with fuzzy objective function algorithms*. Springer Science & Business Media, 2013.
- [6] Cody Buntain and Jennifer Golbeck. Automatically identifying fake news in popular twitter threads. In *2017 IEEE International Conference on Smart Cloud (SmartCloud)*, pages 208–215. IEEE, 2017.
- [7] Jinho D Choi, Joel Tetreault, and Amanda Stent. It depends: Dependency parser comparison using a web-based evaluation tool. In *Proceedings of the 53rd Annual Meeting of the Association for Computational Linguistics and the 7th International Joint Conference on Natural Language Processing (Volume 1: Long Papers)*, pages 387–396, 2015.
- [8] Ullrich KH Ecker, Joshua L Hogan, and Stephan Lewandowsky. Reminders and repetition of misinformation: Helping or hindering its retraction? *Journal of Applied Research in Memory and Cognition*, 6(2):185–192, 2017.
- [9] Edouard Grave, Piotr Bojanowski, Prakhar Gupta, Armand Joulin, and Tomas Mikolov. Learning word vectors for 157 languages. In *Proceedings of the International Conference on Language Resources and Evaluation (LREC 2018)*, 2018.
- [10] Zellig S Harris. Distributional structure. *Word*, 10(2-3):146–162, 1954.
- [11] Ruining He and Julian McAuley. Ups and downs: Modeling the visual evolution of fashion trends with one-class collaborative filtering. In *proceedings of the 25th international conference on world wide web*, pages 507–517, 2016.
- [12] Stefan Helmstetter and Heiko Paulheim. Weakly supervised learning for fake news detection on twitter. In *2018 IEEE/ACM International Conference on Advances in Social Networks Analysis and Mining (ASONAM)*, pages 274–277. IEEE, 2018.
- [13] Matthew Honnibal, Ines Montani, Sofie Van Landeghem, and Adriane Boyd. spaCy: Industrial-strength Natural Language Processing in Python, 2020.
- [14] Karen Sparck Jones. A statistical interpretation of term specificity and its application in retrieval. *Journal of documentation*, 1972.
- [15] I Kaminska. A module in fake news from the infowars of ancient rome. *Financial Times*. Accessed, 28:03–18, 2017.
- [16] Sejeong Kwon, Meeyoung Cha, Kyomin Jung, Wei Chen, and Yajun Wang. Prominent features of rumor propagation in online social media. In *2013 IEEE 13th international conference on data mining*, pages 1103–1108. IEEE, 2013.
- [17] Katerina Eva Matsa and Elisa Shearer. News use across social media platforms 2018. *Pew Research Center*, 10, 2018.
- [18] Julian McAuley, Christopher Targett, Qinfeng Shi, and Anton Van Den Hengel. Image-based recommendations on styles and substitutes. In *Proceedings of the 38th international ACM SIGIR conference on research and development in information retrieval*, pages 43–52, 2015.
- [19] Michael Frederick McTear, Zoraida Callejas, and David Griol. *The conversational interface*, volume 6. Springer, 2016.
- [20] Salman Bin Naeem, Rubina Bhatti, and Aqsa Khan. An exploration of how fake news is taking over social media and putting public health at risk. *Health Information & Libraries Journal*, 38(2):143–149, 2021.
- [21] Tanja Pavleska, Andrej Školcak, Bissera Zankova, Nelson Ribeiro, and Anja Bechmann. Performance analysis of fact-checking organizations and initiatives in europe: a critical overview of online platforms fighting fake news. *Social media and convergence*, 29, 2018.
- [22] Vahed Qazvinian, Emily Rosengren, Dragomir Radev, and Qiaozhu Mei. Rumor has it: Identifying misinformation in microblogs. In *Proceedings of the 2011 Conference on Empirical Methods in Natural Language Processing*, pages 1589–1599, 2011.
- [23] Ora John Reuter and David Szakonyi. Online social media and political awareness in authoritarian regimes. *British Journal of Political Science*, 45(1):29–51, 2015.
- [24] Leonard Richardson. Beautiful soup documentation. *Dosegljivo*: <https://www.crummy.com/software/BeautifulSoup/bs4/doc/>. [Dostopano: 7. 7. 2018], 2007.
- [25] Peter J Rousseeuw. Silhouettes: a graphical aid to the interpretation and validation of cluster analysis. *Journal of computational and applied mathematics*, 20:53–65, 1987.
- [26] Chengcheng Shao, Giovanni Luca Ciampaglia, Onur Varol, Alessandro Flammini, and Filippo Menczer. The spread of fake news by social bots. *arXiv preprint arXiv:1707.07592*, 96:104, 2017.
- [27] Elisa Shearer and Amy Mitchell. News use across social media platforms in 2020. 2021.
- [28] Jeffrey Ullman. *Mining of massive datasets*. Cambridge University Press, 2011.

- [29] Soroush Vosoughi, Deb Roy, and Sinan Aral. The spread of true and false news online. *Science*, 359(6380):1146–1151, 2018.
- [30] William Yang Wang. ” liar, liar pants on fire”: A new benchmark dataset for fake news detection. *arXiv preprint arXiv:1705.00648*, 2017.
- [31] Ying Xiong, Moonhee Cho, and Brandon Boatwright. Hashtag activism and message frames among social movement organizations: Semantic network analysis and thematic analysis of twitter during the# metoo movement. *Public relations review*, 45(1):10–23, 2019.
- [32] Zilong Zhao, Jichang Zhao, Yukie Sano, Orr Levy, Hideki Takayasu, Misako Takayasu, Daqing Li, Junjie Wu, and Shlomo Havlin. Fake news propagates differently from real news even at early stages of spreading. *EPJ Data Science*, 9(1):1–14, 2020.