

Improving Sequential Recommendations via Bidirectional Temporal Data Augmentation with Pre-training

Juyong Jiang^{*†}
The Hong Kong University of Science
and Technology (Guangzhou)
csjuyongjiang@gmail.com

Peiyan Zhang^{*}
The Hong Kong University of Science
and Technology
pzhangao@cse.ust.hk

Yingtao Luo^{*}
Carnegie Mellon University
yingtaoluo@cmu.edu

Chaozhuo Li[‡]
Microsoft Research Asia
cli@microsoft.com

Jae Boum Kim
The Hong Kong University of Science
and Technology & Upstage
jbkim@cse.ust.hk

Kai Zhang[‡]
East China Normal University
kzhang@cs.ecnu.edu.cn

Senzhang Wang
Central South University
szwang@csu.edu.cn

Sunghun Kim
The Hong Kong University of Science
and Technology (Guangzhou)
hunkim@cse.ust.hk

ABSTRACT

Sequential recommendation systems are integral to discerning temporal user preferences. Yet, the task of learning from abbreviated user interaction sequences poses a notable challenge. Data augmentation has been identified as a potent strategy to enhance the informational richness of these sequences. Traditional augmentation techniques, such as item randomization, may disrupt the inherent temporal dynamics. Although recent advancements in reverse chronological pseudo-item generation have shown promise, they can introduce temporal discrepancies when assessed in a natural chronological context. In response, we introduce a sophisticated approach, Bidirectional temporal data Augmentation with pre-training (BARec). Our approach leverages bidirectional temporal augmentation and knowledge-enhanced fine-tuning to synthesize authentic pseudo-prior items that *retain user preferences and capture deeper item semantic correlations*, thus boosting the model’s expressive power. Our comprehensive experimental analysis confirms the superiority of BARec across both short and elongated sequence contexts. Moreover, theoretical examination and visual representation of item embeddings offer further insight into the model’s logical processes and interpretability. The source code for our study is available at <https://github.com/juyongjiang/BARec>.

KEYWORDS

Sequential Recommendation, Data Augmentation, Model Pre-training

1 INTRODUCTION

Recommender systems serve as pivotal engines that drive the functionality of Business-to-Consumer commercial platforms such as *YouTube* and *Amazon* shopping. Sequential recommendation (SR), in particular, represents recommender systems that entail the encapsulation of the sequential ordering of user actions, which characterizes

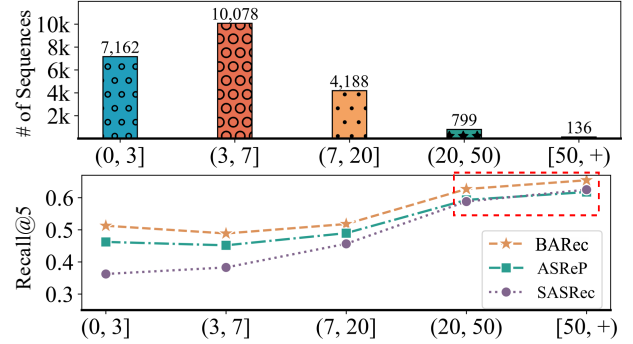


Figure 1: Performance (Recall@5) w.r.t sequence length distribution (bar) on Amazon Beauty when using (1) no sequence augmentation (SASRec, purple dots); (2) reverse sequence augmentation (ASReP, green squares) and (3) our bidirectional temporal augmentation (BARec, yellow stars, being particularly advantageous on short sequences). In the case of long sequences with ≥ 20 , ASReP either matches or underperforms relative to SASRec, as shown in red dotted rectangle.

the influence of past user behaviors on both current and future actions [7, 32, 34, 37, 67]. Transformer-based models [19, 22, 52], with their ability to handle sequential dependencies, have consistently demonstrated remarkable performance in many SR tasks.

Despite the notable achievements attained by state-of-the-art Transformers in SR, researchers have drawn attention to their limited effectiveness when confronting short sequences that encompass fewer items [34]. With limited information about the user sequential patterns, prediction within this context becomes considerably more challenging [27, 59]. In addition, short sequences are prevalent or dominant in many benchmarks [33, 34, 42]. For instance, an examination of the histogram of the Amazon Beauty dataset (Fig. 1) reveals that a significant 32% of sequences are very short ($L \leq 3$), whilst a mere 4.2% extend to a more substantial

^{*}Equal contribution.

[†]Work done when Juyong was AI Global Residency of Upstage.

[‡]Corresponding authors.

length ($L \geq 20$). To handle short sequences in SR, a straightforward strategy is to enrich the item embeddings by incorporating rich side information [3, 31, 57] or content features [5, 25], providing a more contextual and holistic view of items within sequences. However, the effectiveness of embedding enrichment hinges on the availability of detailed metadata, which may be sparse or entirely missing in real-world scenarios where data privacy matters [41]. Moreover, the increased model complexity due to enriched embeddings might inadvertently result in overfitting, especially in the absence of sufficient supportive data [31].

Fortunately, recent studies in SR have aimed to embrace this challenge by integrating effective *data augmentation strategies* [28, 62, 69] to enrich the context of short sequences. The initial line of research [65, 74] adopts naive augmentation strategies, *e.g.*, masking, replacement, cropping, and item addition to augment the sequence data. While such approaches are relatively expeditious to implement, they bear the drawback of potentially undermining the inherent sequential properties and underlying correlations within the data [33, 43, 65, 75]. For example, masking or cropping could remove pivotal interactions that serve as context for subsequent choices, leading to an incomplete or distorted view of the user's behavior. Furthermore, these augmentation techniques may exacerbate the challenges posed by the cold-start problem, as short sequences become even more vulnerable to subtle item alterations [33].

Building upon the challenges observed with naive augmentation, another line of augmentation-based works [34] has turned to the *generative paradigm*, aiming to maintain the intrinsic sequential properties while revamp the content of sequences [23, 34, 45]. In particular, within the specific framework of sequential recommendation predicting the next item based on historical user behavior, ASReP [34] harnesses the reverse sequential correlation (*i.e.*, future-to-past) from data to generate pseudo-prior items at the beginning of the original sequences. Given the length-augmented sequences, this class of models subsequently fine-tunes the Transformer in the forward direction (*i.e.*, past-to-future) to predict the next items. As shown in Fig. 1, although ASReP has demonstrated improvements in the learning of short sequences, ① the performance on short sequences still lags behind that on longer sequences and ② the similar or worse performance compared to SASRec [22] in the case of long sequences with $L \geq 20$. This generative paradigm retains the integrity of the original sequences and merely augments them with the addition of prior “missing” items. However, as the augmentation process follows a backward process (future-to-past), it potentially leads to temporal correlations within the generated sequence that may not be entirely congruent with the original sequence when considered in the forward direction (past-to-future) [33, 43, 65, 75].

In light of the relevance of ASReP to our research, it is imperative to articulate the existing challenges within ASReP and illustrate the distinct solutions our study proposes. Specifically, ASReP's reliance on pseudo prior-items for naive sequence augmentation is fraught with several limitations: ① there is no certainty that the augmented sequences preserve user preference integrity. ② as sequences lengthen, the task of capturing long-term dependencies grows more complex, a situation further compounded by the proliferation of items due to reverse augmentation. ③ the intention to enrich contextual information might inadvertently undermine the model's representational power by reducing its Shannon entropy.

Distinct from prior work, our study endeavors to concurrently and systematically address three complex challenges. Our proposed BARec framework innovates by integrating bidirectional temporal data correlations into the pseudo prior-item generation process. We further substantiate this approach with rigorous theoretical evidence, affirming the alignment with user preference patterns. This methodology ensures the preservation of bidirectional item correlations, thus enhancing the fidelity of item representation in both forward and reverse sequences. To effectively resolve the latter two issues, we introduce a knowledge enhancement fine-tuning strategy that dissociates the benefits of data augmentation from the model's representational capabilities. Our approach specifically endeavors to minimize the Kullback-Leibler (KL) divergence between the distributions of augmented and original sequence data. This technique ensures that the representation space uniformly reflects both original and augmented sequences, maintaining the Shannon entropy across varying sequence lengths. *Thus, the BARec model we propose represents a significant departure from the existing ASReP framework, distinguished by its unique motivation, structural design, and theoretical underpinnings.* We substantiate the effectiveness of BARec through extensive experimentation on two prevalent benchmarks, with results evidencing marked improvements over a suite of evaluative metrics, thereby confirming the superiority of BARec.

In summary, the main contributions of this paper are as follows:

- We introduce a novel bidirectional temporal data augmentation with pre-training approach that synthesizes pseudo-prior items of high quality while preserving user preferences and enhancing semantic item correlations.
- We develop a knowledge enhancement fine-tuning technique that decouples the surplus information gained from data augmentation, ensuring consistent mapping of original and augmented sequences into a homogeneous representation space.
- We offer a rigorous theoretical analysis of user preference preservation within our framework, affirming that the generated pseudo-prior items maintain user preference congruity with the original forward sequences.
- We conduct comprehensive experimental validation to demonstrate the superior performance of our method over established baselines across various sequence lengths in two benchmark datasets, with notable improvements for extremely short and long sequences.

2 RELATED WORK

2.1 Data Augmentation

Data augmentation is an invaluable strategy in deep learning, bolstering dataset size or variety and thus markedly enhancing model performance [49]. Within recommendation systems, diverse data augmentation methodologies have emerged [33, 34, 43, 54, 65, 69, 75]. For instance, [54] employ sequence preprocessing and embedding dropout to mitigate overfitting and reinforce training robustness. [69] suggests augmenting datasets with future interactions to refine training processes. Generative techniques, which include the use of generative adversarial networks (GANs) or Seq2Seq

models, have been advocated to create additional user-item interactions [23, 29, 45, 60]. Self-supervised learning, another burgeoning approach, applies operations such as cropping, reordering, masking, substituting, and inserting to enrich sequence recommendation tasks [33, 43, 65, 66, 74], thus bolstering model resilience. Nonetheless, these methods may not effectively tackle the cold-start dilemma as they could disrupt the sequential integrity of data, and learning from truncated sequences remains sensitive to minor item variations [33]. To address the cold-start issue in short sequences, [34] introduced ASReP, a reverse data augmentation technique that appends pseudo-prior items to sequence beginnings by predicting past items in reverse. Conventionally, cold-start challenges have been approached through leveraging side information [1, 26, 48], employing contrastive learning [8, 63], transferring knowledge [21, 72, 76], and utilizing meta-learning frameworks [6, 35, 68, 73].

2.2 Sequential Recommendation

At the heart of sequential recommendation systems lies the imperative to capture user-item interaction patterns and forecast future items from historical user data. Initial methodologies predominantly leveraged Markov chains for pair-wise item transitions [13, 24, 47]. However, the advent of deep learning has seen a paradigm shift, with neural networks largely supplanting Markov models. In particular, Recurrent Neural Networks (RNNs) have gained prominence due to their ability to retain sequential information [17, 32, 67], and variants with specialized architectures and gating mechanisms have been developed for diverse recommendation scenarios [37, 44, 51]. Enhancements to RNNs, including the incorporation of contextual data [50] and novel sampling techniques [16], have also been explored. Convolutional Neural Networks (CNNs) have been introduced to model local item transitions [55, 70], although these still struggle with capturing long-term dependencies. More recently, Transformer-based architectures have been increasingly adopted, demonstrating superior performance in sequential recommendation tasks [20, 22, 36, 39, 52]. For instance, SASRec repurposes the Transformer mechanism from natural language processing for sequential recommendation [22], while BERT4Rec introduces a bidirectional Transformer to further enhance model capabilities [52]. Complementary approaches that integrate side information [3, 31, 57], content features [5, 25], and graph neural network (GNNs) frameworks [2, 11, 18, 38, 71] have also been employed to refine sequential recommendation systems and address the nuances of various recommendation tasks.

3 METHODOLOGY

3.1 Problem Statement

Let $\mathcal{U} = \{u_1, u_2, \dots, u_{|\mathcal{U}|}\}$ represent a set of users and $\mathcal{I} = \{v_1, v_2, \dots, v_{|\mathcal{I}|}\}$ denote a collection of items. For each user $u \in \mathcal{U}$, their interaction history with items is chronologically ordered as $\mathcal{S}^{(u)} = [v_1^{(u)}, v_2^{(u)}, \dots, v_{|\mathcal{S}^{(u)}|}^{(u)}]$, where $v_i^{(u)}$ indicates an interaction with an item from \mathcal{I} at the i -th time step. The objective of SR is to predict the subsequent item $v_{|\mathcal{S}^{(u)}|+1}^{(u)}$ with which user u will engage at the $(|\mathcal{S}^{(u)}| + 1)$ -th time step. This is accomplished by estimating the conditional probability distribution $v_{|\mathcal{S}^{(u)}|+1}^{(u)} \sim \mathcal{P}_\phi(v | \mathcal{S}^{(u)})$,

which predicts the likelihood of any item $v \in \mathcal{I}$ being the next interaction, based on the user's historical sequence $\mathcal{S}^{(u)}$ and model parameters ϕ .

3.2 Framework Pipeline

In this work, we introduce a versatile data augmentation strategy that is *model-agnostic* and employs a combined pre-training and fine-tuning paradigm. The comprehensive framework is depicted in Figure 2. The subsequent sections provide an in-depth illustration of each integral component of BARec.

3.3 Model-agnostic Backbone

3.3.1 Embedding Layer. The embedding layer in a standard Transformer architecture [58] comprises two components: item and positional embeddings. Specifically, the item embedding space $\mathcal{E}_{item} \in \mathbb{R}^{|\mathcal{I}| \times d_{model}}$ projects discrete item identifiers $v_i \in \mathbb{R}$ into a continuous d_{model} -dimensional latent space, resulting in dense vector representations $e_i \in \mathbb{R}^{d_{model}}$. Consistent with the methodology presented in [34], we maintain a positional embedding matrix $\mathcal{P}_{os} \in \mathbb{R}^{n \times d_{model}}$, where n denotes the maximum permissible sequence length and d_{model} aligns with the dimensionality of the item embeddings. For sequence processing, sequences $\mathcal{S}^{(u)}$ exceeding length n are truncated, while shorter sequences are padded with zeros to achieve the fixed length n as delineated in [22]. The embedding layer therefore maps an input sequence $\mathcal{S}_{1:n}^{(u)} = [v_1^{(u)}, v_2^{(u)}, \dots, v_n^{(u)}] \in \mathbb{R}^n$ to a joint embedding space $\mathcal{E}_{(item,pos)}(\mathcal{S}_{1:n}^{(u)}) = [\mathcal{E}_{item}(\mathcal{S}_{1:n}^{(u)}) + \mathcal{P}_{os}(\mathcal{S}_{1:n}^{(u)})] \in \mathbb{R}^{n \times d_{model}}$, effectively capturing both the item-specific features and their positional context within the sequence.

3.3.2 Encoder Layer. Sub-layer 1: Casual Multi-Head Self-Attention. The causal multi-head self-attention (CMHSA) component of our model is a composite of a multi-head self-attention mechanism with a causal masking strategy, followed by layer normalization of the latent sequential representations. This sub-layer is structured to harness diverse contextual patterns across h attention heads, each utilizing scaled dot-product attention with a scaling factor $\tau = \sqrt{d_{model}/h}$, as suggested in prior works [22, 34, 52, 58, 64]. This scaling mitigates the risk of disproportionately large inner products and correspondingly diminished gradients, thus fostering a more balanced attention landscape. Formally,

$$h_l^{(u)} = \text{CMHSA}(\mathcal{H}_{l-1}^{(u)}) = \text{LN}(\text{DP}(\text{Concat}\{\text{Head}_i\}_{i=1}^h \mathcal{W}^O)), \quad (1)$$

$$\text{Head}_i = \text{Att}(\underbrace{\mathcal{H}_{(u)}^{l-1} \mathcal{W}_i^Q}_Q, \underbrace{\mathcal{H}_{(u)}^{l-1} \mathcal{W}_i^K}_K, \underbrace{\mathcal{H}_{(u)}^{l-1} \mathcal{W}_i^V}_V), \quad (2)$$

$$\text{Att}(Q, K, V) = \text{softmax}(QK^T / \tau + \zeta_{mask})V, \quad (3)$$

$$\zeta_{mask} = (c_{ij})_{n \times n} = (\mathbb{I}(i \geq j))_{n \times n} = \begin{cases} 0 & \text{for } i \geq j \\ -\infty & \text{otherwise} \end{cases}, \quad (4)$$

where $\mathcal{H}_{l-1}^{(u)} \in \mathbb{R}^{n \times d_{model}}$ denotes the input to the l -th encoder layer, and $h_l^{(u)} \in \mathbb{R}^{n \times d_{model}}$ represents the CMHSA sub-layer's output with $\mathcal{H}_0^{(u)} = \mathcal{E}(\mathcal{S}_{1:n}^{(u)})$ being the initial embedding sequences. LN and DP correspond to layer normalization and dropout, respectively. The number of distinct attention heads is denoted by

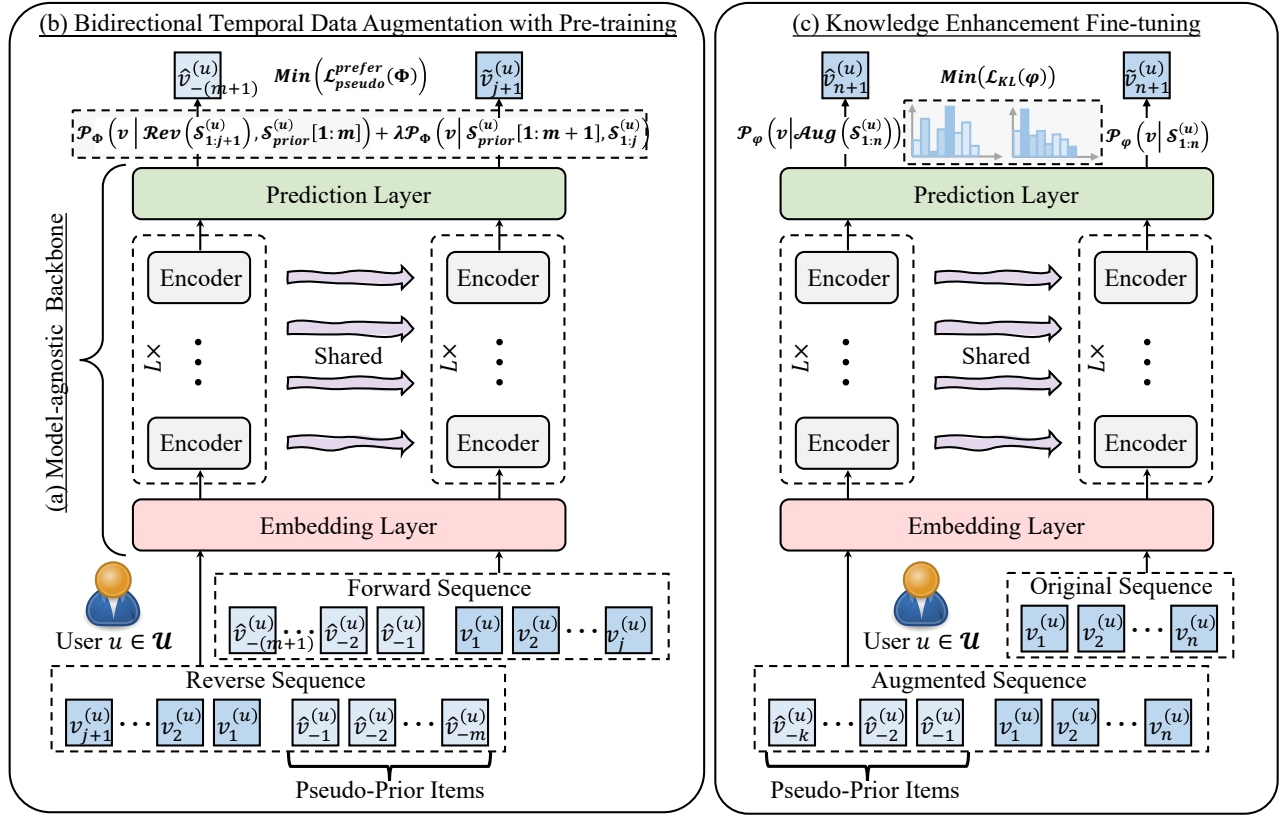


Figure 2: The architecture of our proposed BARec framework encompasses three core components: (a) a model-agnostic backbone featuring an embedding layer, $L \times$ Encoder layers, and a prediction layer; (b) a bidirectional temporal data augmentation strategy, coupled with pre-training, designed to generate high-fidelity pseudo-prior items that retain user preferences and enhance the semantic interrelations among items; (c) a knowledge-enhanced fine-tuning phase tailored for downstream tasks, specifically, sequential recommendation.

h . The sets $\{\mathcal{W}_i^Q, \mathcal{W}_i^K, \mathcal{W}_i^V, \mathcal{W}_i^O\} \in \mathbb{R}^{d_{model} \times d_{model}/h}$ contain the affine transformation parameters for each attention head, transforming the Query Q , Key K , Value V , and the attention sub-layer's output. Causal attention masking ζ_{mask} is implemented by setting the lower triangular part to 0 and the remaining elements to $-\infty$, ensuring that each item attends only to its predecessors and itself, thereby maintaining alignment with the next-item prediction task.

Sub-layer 2: Position-wise Feed-Forward Network. A Position-wise Feed-Forward Network (PFFN) is utilized subsequent to the CMHSA sub-layer to refine the sequence embeddings at each position i and encode more intricate feature representations. The PFFN consists of a pair of linear transformations interspersed with a ReLU activation function, in line with [22, 34, 58].

$$\text{PFFN}(h_l^{(u)}) = \left(\text{Concat} \left\{ \text{FFN}(h_l^{(u)}[i]) \right\}_{i=1}^n \right)^T, \quad (5)$$

$$\text{FFN}(h_l^{(u)}[i]) = \text{ReLU}(h_l^{(u)}[i] \mathcal{W}^{(1)} + b^{(1)}) \mathcal{W}^{(2)} + b^{(2)}, \quad (6)$$

where the projection matrices $\{\mathcal{W}^{(1)}, (\mathcal{W}^{(2)})^T\} \in \mathbb{R}^{d_{model} \times 4d_{model}}$ and bias vectors $\{b^{(1)}, b^{(2)}\} \in \mathbb{R}^{d_{model}}$ are parameters learned during training and are consistent across all positions. Here, T denotes the transpose operation on a matrix.

3.4 Bidirectional Temporal Data Augmentation with Pre-training

Initially, we invert the user-specific sequence $\mathcal{S}_{1:n}^{(u)} = [v_1^{(u)}, v_2^{(u)}, \dots, v_n^{(u)}] \in \mathbb{R}^n$ to obtain $\text{Rev}(\mathcal{S}_{1:n}^{(u)}) = [v_n^{(u)}, v_{n-1}^{(u)}, \dots, v_1^{(u)}] \in \mathbb{R}^n$. This reversed sequence is input into the Encoder to facilitate the autoregressive prediction of subsequent items, a process we term pseudo-prior item generation, which yields $\mathcal{S}_{prior}^{(u)} = \{v_{-1}^{(u)}, v_{-2}^{(u)}, \dots, v_{-|\mathcal{S}_{prior}^{(u)}|}^{(u)}\}$, with each $v_{-j}^{(u)}$ belonging to the item set \mathcal{V} . Formally, we express this as:

$$v_{-(j+1)}^{(u)} \sim \mathcal{P}_\Phi(v | \text{Rev}(\mathcal{S}_{1:n}^{(u)}), \mathcal{S}_{prior}^{(u)}[1:j]), \quad (7)$$

where Φ represents the pre-trained model parameters, $\text{Rev}(\mathcal{S}_{1:n}^{(u)})$ is the reversed sequence, $v_{-(j+1)}^{(u)} \in \mathcal{V}$ denotes the pseudo-prior

items generated at the $-(j+1)$ -th time step, and $\mathcal{S}_{prior}^{(u)}[1:j]$ includes the pseudo-prior items generated to date.

During pre-training, we construct pseudo-prior item labels by masking a fraction γ_{mask} of the final consecutive items $\mathcal{T}_{pseudo}^{(u)} = \{t_1^{(u)}, t_2^{(u)}, \dots, t_{[n\gamma_{mask}]}^{(u)}\}$, where $t_k^{(u)}$ indexes the last consecutive items in $\mathcal{Rev}(\mathcal{S}_{1:n}^{(u)})$. The model is then pre-trained to predict these masked items, with the objective loss for pseudo-prior item generation denoted as:

$$\mathcal{L}_{pseudo} = - \sum_{u \in \mathcal{U}} \sum_{t \in \mathcal{T}_{pseudo}^{(u)}} \log \mathcal{P}_{\Phi}(\mathcal{S}_{-t}^{(u)} | \mathcal{Rev}(\mathcal{S}_{n-[n\gamma_{mask}]:n}^{(u)}, \mathcal{S}_{prior}^{(u)}[1:t-1])). \quad (8)$$

This reverse learning strategy enables the Encoder to discern item correlations in the reverse direction [34, 52], capturing a user's temporal preference pattern in reverse. However, as discussed in Sec. 4, straightforward pre-training on $\mathcal{Rev}(\mathcal{S}_{1:n}^{(u)})$ may yield diminished performance in downstream tasks, such as next-item prediction due to a potential mismatch in user preference patterns. To address this, we introduce a novel bidirectional temporal pre-training. The fundamental premise is that pseudo-prior items generated in reverse should align with forward user preferences, thus enhancing pre-trained model effectiveness for downstream tasks.

Specifically, the pseudo-prior item $v_{-(j+1)}^{(u)} \in \mathcal{V}$ produced at the $-(j+1)$ -th time step should maintain consistency with the user's original preference pattern in $\mathcal{S}_{1:n}^{(u)}$. To model user preference, we utilize a proportion γ_{prefer} of the final consecutive items $\mathcal{F}_{prefer}^{(u)} = \{f_1^{(u)}, f_2^{(u)}, \dots, f_{[n\gamma_{prefer}]}^{(u)}\}$, with $f_k^{(u)}$ indexing the last consecutive items in $\mathcal{S}_{1:n}^{(u)}$. The pre-trained model subsequently uses the pseudo-prior item $v_{-(j+1)}^{(u)}$ to make forward predictions of items $\mathcal{F}_{prefer}^{(u)}$, reflecting the user preference pattern. The pre-training objective loss \mathcal{L}_{pseudo} is enhanced by:

$$\mathcal{L}_{pseudo}^{prefer} = - \sum_{u \in \mathcal{U}} \sum_{t \in \mathcal{T}_{pseudo}^{(u)}} \left[\log \mathcal{P}_{\Phi}(\mathcal{S}_{-t}^{(u)} | \mathcal{Rev}(\mathcal{S}_{n-[n\gamma_{mask}]:n}^{(u)}, \mathcal{S}_{prior}^{(u)}[1:t-1])) \right. \\ \left. + \lambda \sum_{f \in \mathcal{F}_{prefer}^{(u)}} \log \mathcal{P}_{\Phi}(\mathcal{S}_f^{(u)} | \mathcal{S}_{prior}^{(u)}[1:f], \mathcal{S}_{1:n-[n\gamma_{prefer}]}^{(u)}) \right], \quad (9)$$

where λ is a hyper-parameter that balances the trade-off between forward predictions and reverse generation. Through this bidirectional temporal data augmentation, the Encoder ensures that pseudo-prior items generated in reverse are consistent with forward user preferences, thereby improving the model's effectiveness for downstream tasks.

Autoregressive Item Generation. Upon completion of pre-training, the model is primed for pseudo-prior item generation. Our analysis of benchmark datasets reveals a prevalence of short sequences, with long sequences being relatively infrequent (refer to Fig. 1). In light of this, we introduce two hyper-parameters, \mathcal{K}

and \mathcal{M} , to denote the number of pseudo-prior items to be generated and the sequence length threshold for augmentation, respectively. Through autoregressive generation, as delineated in previous studies [34, 47, 70] (detailed in Algorithm 1), we acquire enriched sequence data as:

$$\mathcal{Aug}(\mathcal{S}_{1:n}^{(u)}) = \begin{cases} [\mathcal{S}_{prior}^{(u)}, \mathcal{S}_{1:n}^{(u)}] & \text{for } |\mathcal{S}_{1:n}^{(u)}| < \mathcal{M} \\ \mathcal{S}_{1:n}^{(u)} & \text{otherwise} \end{cases}, \quad (10)$$

$$\mathcal{S}_{prior}^{(u)} = \{v_{-1}^{(u)}, v_{-2}^{(u)}, \dots, v_{-min(\mathcal{K}, \mathcal{M})}^{(u)}\}.$$

3.5 Knowledge Enhancement Fine-tuning

In this section, we fine-tune the above pre-trained model, $\mathcal{P}_{\Phi}(\cdot)$, utilizing augmented sequential data $\mathcal{Aug}(\mathcal{S}_{1:n}^{(u)})$ to address the SR task. Our approach employs a modified version of the common *shift-one-step* labeling technique [22, 52], selecting the most recent subset of gold labels, $clip_k = \lfloor |\mathcal{Aug}(\mathcal{S}_{1:n}^{(u)})| \eta_{gold} \rfloor$, where η_{gold} represents a predefined proportion. This modification addresses the limitations posed by short sequences and mitigates the *cold-start issue*, as discussed in [34]. The fine-tuning loss function is defined as follows:

$$\mathcal{L}_{FT}(\boldsymbol{\varphi}) = - \sum_{u=1}^{|\mathcal{U}|} \sum_{t=n-clip_k+1}^{|\mathcal{Aug}(\mathcal{S}_{1:n}^{(u)})|} \left[\log \mathcal{P}_{\boldsymbol{\varphi}}(v_{t+1}^{(u)} | \mathcal{Aug}(\mathcal{S}_{1:n}^{(u)})_{\leq t}) \right. \\ \left. + \sum_{v_j^{(u)} \notin \mathcal{Aug}(\mathcal{S}_{1:n}^{(u)})} \log \left(1 - \mathcal{P}_{\boldsymbol{\varphi}}(v_j^{(u)} | \mathcal{Aug}(\mathcal{S}_{1:n}^{(u)})_{\leq t}) \right) \right], \quad (11)$$

where $\boldsymbol{\varphi}$ represents the parameters updated during fine-tuning and $\mathcal{Aug}(\mathcal{S}_{1:n}^{(u)})_{\leq t}$ signifies the contextual input at the t -th time step.

Although our data augmentation preserves the intrinsic item correlations, it enhances the contextual richness of the source data. Entropy analysis below reveals that the Shannon entropy of augmented data is expectedly lower than that of the original sequences, which may cause model representational sluggishness and potential overfitting [12, 30]:

$$H(\mathcal{P}_{\boldsymbol{\varphi}})_{aug} < H(\mathcal{P}_{\boldsymbol{\varphi}})_{org}, \\ H(\mathcal{P}_{\boldsymbol{\varphi}})_{aug} = \mathbb{E}_{v_{t+1} \sim \mathcal{P}_{\boldsymbol{\varphi}}} \left[-\log \mathcal{P}_{\boldsymbol{\varphi}}(v | \mathcal{Aug}(\mathcal{S}^{(u)})_{\leq t}) \right], \\ H(\mathcal{P}_{\boldsymbol{\varphi}})_{org} = \mathbb{E}_{v_{t+1} \sim \mathcal{P}_{\boldsymbol{\varphi}}} \left[-\log \mathcal{P}_{\boldsymbol{\varphi}}(v | \mathcal{S}_{\leq t}^{(u)}) \right], \quad (12) \\ \mathcal{P}_{\boldsymbol{\varphi}}(v | \mathcal{Aug}(\mathcal{S}^{(u)})_{\leq t}) \geq \mathcal{P}_{\boldsymbol{\varphi}}(v | \mathcal{S}_{\leq t}^{(u)}).$$

To mitigate this risk, we decouple the augmented information from the model's representational learning by aligning the probability distributions of the augmented $\mathcal{P}_{\boldsymbol{\varphi}}(v | \mathcal{Aug}(\mathcal{S}^{(u)})_{\leq t})$ and original $\mathcal{P}_{\boldsymbol{\varphi}}(v | \mathcal{S}_{\leq t}^{(u)})$ sequences. This process, which we term

Algorithm 1: The BARec Algorithm for Autoregressive Generation of Pseudo-prior Items

Input: The original sequences $S_{1:n}^{(u)}$.
 The reversed original sequences $Rev(S_{1:n}^{(u)})$.
 The pre-trained model \mathcal{P}_Φ in Section 3.4.

Output: The augmented sequences $\mathcal{Aug}(S_{1:n}^{(u)})$.

- 1 Initialize the number of the pseudo-prior items \mathcal{K} .
- 2 Initialize the length threshold \mathcal{M} .
- 3 Initialize model parameters with pre-training Φ .
- 4 Initialize pseudo-prior items $S_{prior}^{(u)} = \emptyset$.
- 5 Initialize augmented sequences $\mathcal{Aug}(S_{1:n}^{(u)}) \leftarrow [S_{1:n}^{(u)}]$.
- 6 **for** k in $[1, \mathcal{K}]$ **do**
- 7 **if** $Sequence\ Length\ |\mathcal{Aug}(S_{1:n}^{(u)})| < \mathcal{M}$ **then**
- 8 **Greedy Generation**
- 9 Model predicts the next item
- 10 $v_{-k}^{(u)} = \arg \max_v \mathcal{P}_\Phi(v | Rev(S_{1:n}^{(u)}), S_{prior}^{(u)})$.
- 11 Append the $v_{-k}^{(u)}$ to the pseudo-prior items
- 12 $S_{prior}^{(u)} = \{v_{-1}^{(u)}, v_{-2}^{(u)}, \dots, v_{-(k-1)}^{(u)}\} \cup v_{-k}^{(u)}$.
- 13 **Concatenate Sequences**
- 14 Update the augmented sequences
- 15 $\mathcal{Aug}(S_{1:n}^{(u)}) = [S_{prior}^{(u)}, S_{1:n}^{(u)}]$.
- 16 **else**
- 17 Break the for loop
- 18 **end**
- 19 **end**
- 20 **return** Augmented sequences $\mathcal{Aug}(S_{1:n}^{(u)})$

model knowledge enhancement, leverages bidirectional Kullback-Leibler (KL) divergence, formulated as:

$$\begin{aligned}
 \mathcal{L}_{KL}(\phi) &= \frac{1}{2} \left(\mathcal{D}_{KL} \left(\mathcal{P}_\phi(v | \mathcal{Aug}(S^{(u)})_{\leq t}) \parallel \mathcal{P}_\phi(v | S_{\leq t}^{(u)}) \right) \right. \\
 &\quad \left. + \mathcal{D}_{KL} \left(\mathcal{P}_\phi(v | S_{\leq t}^{(u)}) \parallel \mathcal{P}_\phi(v | \mathcal{Aug}(S^{(u)})_{\leq t}) \right) \right), \\
 &= -\frac{1}{2} \left(\sum \mathcal{P}_\phi(v | \mathcal{Aug}(S^{(u)})_{\leq t}) \log \left(\frac{\mathcal{P}_\phi(v | S_{\leq t}^{(u)})}{\mathcal{P}_\phi(v | \mathcal{Aug}(S^{(u)})_{\leq t})} \right) \right. \\
 &\quad \left. + \sum \mathcal{P}_\phi(v | S_{\leq t}^{(u)}) \log \left(\frac{\mathcal{P}_\phi(v | \mathcal{Aug}(S^{(u)})_{\leq t})}{\mathcal{P}_\phi(v | S_{\leq t}^{(u)})} \right) \right)
 \end{aligned} \tag{13}$$

The composite fine-tuning loss integrates this enhancement strategy and is given by:

$$\mathcal{L}_{FT}^{final} = \mathcal{L}_{FT} + \alpha \cdot \mathcal{L}_{KL}, \tag{14}$$

where α is a hyper-parameter that calibrates the balance between next-item prediction accuracy and knowledge enhancement.

4 THEORETICAL ANALYSIS

In this section, we present a rigorous derivation utilizing Bayes' theorem to establish that forward sequential correlation does not inherently imply consistency with reverse sequential correlation. Let us consider \mathcal{A} and \mathcal{B} as temporally ordered item sequences with which a user interacts. The forward correlation, defined as the conditional probability $\mathcal{P}(\mathcal{B} | \mathcal{A})$, quantifies the likelihood of interaction with sequence \mathcal{B} subsequent to \mathcal{A} . Conversely, the reverse correlation is characterized by the conditional probability $\mathcal{P}(\mathcal{A} | \mathcal{B})$, reflecting the probability of engaging with sequence \mathcal{A} after \mathcal{B} :

$$\mathcal{P}(\mathcal{A} | \mathcal{B}) := \frac{\mathcal{P}(\mathcal{A})}{\mathcal{P}(\mathcal{B})} \cdot \mathcal{P}(\mathcal{B} | \mathcal{A}), \tag{15}$$

where $\mathcal{P}(\mathcal{B}) \neq 0$. Thus, we have

$$\begin{aligned}
 \mathcal{P}(\mathcal{A} | \mathcal{B}) &\propto \mathcal{P}(\mathcal{A}) \cdot \mathcal{P}(\mathcal{B} | \mathcal{A}), \\
 \mathcal{P}(\mathcal{A} | \mathcal{B}) = \mathcal{P}(\mathcal{B} | \mathcal{A}) &\Rightarrow \mathcal{P}(\mathcal{A}) = \mathcal{P}(\mathcal{B}), \\
 \mathcal{P}(\mathcal{A}) = \mathcal{P}(\mathcal{B}) &\Rightarrow \mathcal{P}(\mathcal{A} | \mathcal{B}) = \mathcal{P}(\mathcal{B} | \mathcal{A}), \\
 \mathcal{P}(\mathcal{A} | \mathcal{B}) = \mathcal{P}(\mathcal{B} | \mathcal{A}) &\Leftrightarrow \mathcal{P}(\mathcal{A}) = \mathcal{P}(\mathcal{B}),
 \end{aligned} \tag{16}$$

which suggests an assumption of concurrent occurrence of item sets \mathcal{A} and \mathcal{B} , an assumption that often does not hold in practical contexts. Consequently, pre-training on reversed data without consideration of this discrepancy may yield diminished performance in downstream tasks, such as next-item prediction, stemming from a misalignment with genuine user preference patterns.

In response to the identified challenge, we introduce a novel bidirectional temporal pre-training strategy. To validate its effectiveness, we initially employ \mathcal{A} and \mathcal{B} to generate pseudo-prior sequences $\mathcal{C} \sim \mathcal{P}(\mathcal{C} | \mathcal{B}, \mathcal{A})$ in reverse, and to predict subsequent sequences $\mathcal{D} \sim \mathcal{P}(\mathcal{D} | \mathcal{A}, \mathcal{B})$ in forward. Our objective is to utilize the triplet $(\mathcal{C}, \mathcal{A}, \mathcal{B})$ to enhance the predictive likelihood of \mathcal{D} , such that $\mathcal{P}(\mathcal{D} | \mathcal{C}, \mathcal{A}, \mathcal{B}) \geq \mathcal{P}(\mathcal{D} | \mathcal{A}, \mathcal{B})$. Throughout the bidirectional temporal pre-training process, we meticulously ensure that the generation of pseudo-prior sequences does not compromise or alter the intrinsic user preferences. Formally,

$$\begin{aligned}
 \mathcal{Y}^* &:= \arg \max_{\mathcal{Y}} (\mathcal{P}_\Phi(\mathcal{Y} | \mathcal{X}, \mathcal{B}, \mathcal{A}) + \mathcal{P}_\Phi(\mathcal{X} | \mathcal{Y}, \mathcal{A}, \mathcal{B})) \\
 \text{s.t. } &\mathcal{P}_\Phi(\mathcal{X} | \mathcal{A}, \mathcal{B}) \leq \mathcal{P}(\mathcal{X} | \mathcal{Y}, \mathcal{A}, \mathcal{B}),
 \end{aligned} \tag{17}$$

where Φ denotes the parameters of the pre-trained model, \mathcal{Y}^* represents the optimally generated pseudo-prior sequences that temporally precede \mathcal{A} , and \mathcal{X} signifies the chronologically ordered sequence of user interactions following \mathcal{B} .

In particular, setting $\mathcal{Y} := \mathcal{C}$ and $\mathcal{X} := \mathcal{D}$, the aforementioned inequality (our objective) is proven.

$$\mathcal{Y} := \mathcal{C}, \mathcal{X} := \mathcal{D} \Rightarrow \mathcal{P}(\mathcal{D} | \mathcal{C}, \mathcal{A}, \mathcal{B}) \geq \mathcal{P}(\mathcal{D} | \mathcal{A}, \mathcal{B}) \tag{18}$$

5 EXPERIMENTS

In this section, we devote to empirically addressing four pivotal Research Questions (RQs)

- **RQ1:** Does BARec outperform prominent SR methods and various data augmentation strategies in terms of accuracy and computational efficiency across the entire spectrum of sequence lengths?

- **RQ2:** What is the ablated impact of the individual components in BARec on its overall performance?
- **RQ3:** How sensitive is BARec to the settings of disparate hyper-parameters?
- **RQ4:** What influence does BARec have on the quality of item representation learning?

5.1 Experimental Settings

5.1.1 Datasets. To ensure a fair comparison with existing literature and to validate the efficacy of our proposed model, we utilize the benchmark datasets as adopted by [34]. Specifically, we employ the Amazon datasets¹ introduced by [22], which comprise extensive collections of product reviews from *Amazon.com*, organized by the top product categories. For our research, we focus on the Amazon Beauty (5-core) and Amazon Cell Phones and Accessories (5-core) datasets [40], widely acknowledged as standard benchmarks for sequence recommendation research, as corroborated by numerous studies [4, 10, 34, 65]. Adhering to established preprocessing methodologies [22, 34, 52], we process ratings and reviews as indicators of user-item interactions, organize these interactions by user ID, and chronologically order them to construct interaction sequences for individual users. Analysis reveals that over 75% of sequences are comprised of fewer than 9 and 7 items for the Beauty and Cell Phones categories, respectively. Comprehensive dataset statistics are provided in Table 1.

5.1.2 Baselines Models & Implementation Details. For comparative analysis, we selected a suite of contemporary superlative sequence recommendation (SR) methods, comprising BPR-MF [46], LightGCN [14], SASRec [22], BERT4Rec [52], and ASReP [34]. The results for ASReP were replicated using the publicly available source code² provided by the original authors, which confirmed the consistency with the findings reported in their study. Hence, we directly cite the results from their publication where applicable. We also independently report results from several model variants we investigated. Notably, “re-training (RT)” variants indicate models trained de novo on augmented sequences, eschewing the fine-tuning approach. To ensure equitable comparison, we engaged in rigorous hyper-parameter optimization to ascertain the models’ peak performance. Specifically, the optimal parameters for our proposed BARec model, identified via grid search, are delineated as follows:

Beauty Category: Maximum sequence length $n = 100$, encoder layers $L = 2$, model dimension $d_{model} = 128$, attention heads $h = 4$, dropout rate $d = 0.7$, ℓ_2 regularization $L2 = 0.0$, sequence length threshold $M = 18$, pseudo-prior items $\mathcal{K} = 15$, masked pseudo-items $|\mathcal{T}^{(u)}_{pseudo}| = 1$, preferred user items $|\mathcal{F}^{(u)}_{prefer}| = 1$, trade-off coefficient $\lambda = 0.4$, clipped gold labels $clip_k = 8$, and balance coefficient $\alpha = 1.0$. **Phones Category:** $n = 100$, $L = 2$, $d_{model} = 32$, $h = 2$, $d = 0.5$, $L2 = 0.0$, $M = 18$, $\mathcal{K} = 17$, $|\mathcal{T}^{(u)}_{pseudo}| = 1$, $|\mathcal{F}^{(u)}_{prefer}| = 1$, $\lambda = 0.3$, $clip_k = 8$, $\alpha = 0.2$.

For model evaluation, we adopted the widely endorsed *leave-one-out* strategy [15, 22, 34, 52], reserving the last item of each user sequence for testing, the penultimate for validation, and the rest for training. Additionally, in alignment with established protocols in [22, 34, 52], we juxtaposed each test item with 100 non-interacted

Table 1: The detailed statistics of dataset. ‘#Inter.’ denotes the number of interactions. ‘#Len_u’ and ‘#Len_i’ denotes average actions of Users/Items.

Datasets	#Inter.	#Users	#Items	#Len _u	#Len _i	density
Beauty	198,502	22,363	12,101	8.88	16.40	0.07%
Phones	194,439	27,879	10,429	6.97	18.64	0.06%

items as negative samples. We utilized three evaluation metrics: *Recall* (HR), *Normalized Discounted Cumulative Gain* (NDCG), and *Mean Reciprocal Rank* (MRR). Results presented are the mean values across ten random seeds.

5.2 Performance Comparison (RQ1)

5.2.1 Comprehensive Performance Evaluation. Table 2 delineates a comparative analysis of average performance across all sequence lengths. Key insights from this analysis are summarized as follows: ① Transformer-based architectures, namely SASRec and BERT4Rec, demonstrate a consistent and statistically significant superiority over static models (BPR-MF and LightGCN) across all evaluated datasets and metrics. Yet, both are surpassed by ASReP and, more notably, by BARec when enhanced with data augmentation pre-training. Specifically, BARec exhibits a marked improvement over SASRec (BERT4Rec), with a mean relative enhancement of 28.28% (20.12%) in Recall@5, 30.67% (19.54%) in NDCG@5, and 27.95% (17.06%) in MRR@5. These results underscore the effectiveness of our data augmentation pre-training approach. ② BARec also outperforms ASReP, achieving an average gain of 7.76% in Recall@5, 6.99% in NDCG@5, and 6.45% in MRR@5 across all datasets. Unlike ASReP, which solely employs reverse forward pre-training, BARec benefits from a bidirectional temporal pre-training strategy. ③ Retrained variants, namely RT-ASReP and RT-BARec, exhibit reduced performance compared to their non-retrained counterparts. This observation aligns with the anticipated advantage of pre-training, which imparts a richer semantic understanding of items, particularly beneficial in resource-scarce recommendation contexts. Notably, RT-BARec already exceeds ASReP in all metrics across all datasets, a testament to the superior quality of the pseudo-prior items generated by our method, which in turn provides more informative context (refer to Sec. 3.4). While recent studies [1, 9, 59] have focused on enhancing model performance specifically for short sequences, addressing the cold-start problem, such is not the primary aim of this research. Our interest lies in examining how general-purpose models, not tailored to sequences of a particular length, fare when applied to extremely short sequences (with $L \leq 3$) and comparatively long sequences (where $20 < L \leq 50$). We explore the performance implications for these two extreme sequence length scenarios in the subsequent discussion. Due to space limitations, the comprehensive performance analysis across the entire spectrum of sequence lengths, including $L \leq 3$, $3 < L \leq 7$, $7 < L \leq 20$, $20 < L \leq 50$, and $L > 50$, is documented in the source code.

5.2.2 Performance Analysis on Short Sequences. The evaluation of very short sequences (with $L \leq 3$) is illustrated in Table 3. For these sequence lengths, BARec demonstrates superior performance over

¹<https://jmcauley.ucsd.edu/data/amazon/>

²<https://github.com/DyGRec/ASReP>

Table 2: Comparison of recommendation performance with baseline models in numerical values. Bold scores are the best in each row, while underlined scores are the second best.

Model	Beauty			Phones		
	Recall@5	NDCG@5	MRR	Recall@5	NDCG@5	MRR
BPRMF	0.3737	0.2712	0.2682	0.3862	0.2849	0.2831
LightGCN	0.3852	0.2927	0.2906	0.4498	0.3394	0.3218
SASRec	0.3963	0.2949	0.2907	0.4646	0.3379	0.3314
BERT4Rec	0.4143	0.3128	0.3098	0.5077	0.3812	0.3720
RT-ASReP	0.4311	0.3257	0.3209	0.5213	0.3833	0.3667
ASReP	0.4684	0.3547	0.3458	0.5573	0.4193	0.4026
RT-BARec	0.4905	0.3673	0.3552	0.5708	0.4297	0.4047
BARec	0.5217	0.3892	0.3759	0.5804	0.4371	0.4195
Improv. vs. SASRec	+31.64%	+31.98%	+29.31%	+24.92%	+29.36%	+26.58%
Improv. vs. BERT4Rec	+25.92%	+24.42%	+21.34%	+14.32%	+14.66%	+12.77%
Improv. vs. ASReP	+11.38%	+9.73%	+8.70%	+4.14%	+4.25%	+4.20%

leading models SASRec and ASReP in the Recall@{1, 5, 10} metrics, yielding average improvements of 40.46% and 11.85%, respectively. Furthermore, BARec registers a substantial average improvement of 39.53% over SASRec and 11.59% over ASReP in terms of NDCG@5, 10, as well as 39.23% and 11.92% in MRR across all benchmarks, respectively. These findings corroborate the hypothesis that strategic data augmentation for sequences can significantly enhance the performance on short sequences, thereby offering a viable solution to alleviate the challenges associated with the cold-start problem in recommendation systems.

5.2.3 Performance Analysis on Long Sequences. We examine our model’s capability to harness the extensive contextual information inherent in long sequences for enhanced performance. As demonstrated in Table 4, for sequences of length $20 < L \leq 50$, BARec exhibits superior performance over SASRec and ASReP in the Recall@{1, 5, 10} metrics, with average improvements of 11.08% and 10.59% across all benchmarks, respectively. Furthermore, BARec records notable average gains of 8.53% over SASRec and 7.40% over ASReP in NDCG@5, 10, as well as 7.02% and 6.88% in MRR across all benchmarks, respectively. These results indicate that BARec is adept at extracting valuable contextual information from long sequences, thereby enabling a more precise representation of user behavior patterns.

5.2.4 Efficacy of Data Augmentation Strategies. SR are particularly sensitive to the temporal order of items and the dynamic preferences of users, where any random perturbation to the sequence can obscure these user preferences. To explore the influence of data augmentation strategies on the predictive quality of SR models, we conducted an evaluation of various augmentation strategies. Our analysis systematically categorizes existing augmentation methods for SR into two primary groups: random perturbation strategies, encompassing item cropping, item masking, item addition, and item replacement, and generative approaches, which include reverse sequence generation (ASReP) and bidirectional generation (BARec). These methods were benchmarked against a baseline non-augmentation approach (SASRec) and evaluated using Recall@10 on two distinct datasets: Beauty and Phones. The results, presented in Table 5, indicate that the random perturbation strategies generally lead to a decline in SASRec’s performance, which can be attributed to the inherent complexities of SR tasks, such as the discrete sequence dynamics, dependencies between items, and the

Table 3: Comparison of recommendation performance on very short sequences ($L \leq 3$) with baseline models in numerical values. Bold scores are the best in each row, while underlined scores are the second best.

Model	Dataset	Recall@1	Recall@5	Recall@10	NDCG@5	NDCG@10	MRR
SASRec	Beauty	0.1577	0.3626	0.4667	0.2646	0.2981	0.2634
	Phones	0.1911	0.4628	0.5894	0.3331	0.3741	0.3224
ASReP	Beauty	0.2177	0.4623	0.5755	0.3459	0.3827	0.3376
	Phones	0.2508	0.5440	0.6754	0.4046	0.4472	0.3890
BARec	Beauty	0.2485	0.5127	0.6378	0.3869	0.4275	0.3770
	Phones	0.2977	0.5955	0.7230	0.4535	0.4950	0.4363
Improv. vs. SASRec	Beauty	+57.58%	+41.40%	+36.67%	+46.22%	+43.41%	+43.13%
	Phones	+55.78%	+28.67%	+22.67%	+36.15%	+32.32%	+35.33%
Improv. vs. ASReP	Beauty	+14.15%	+10.90%	+10.83%	+11.85%	+11.71%	+11.67%
	Phones	+18.70%	+9.47%	+7.05%	+12.09%	+10.69%	+12.16%

Table 4: Comparison of recommendation performance on very long sequences ($20 < L \leq 50$) with baseline models in numerical values. Bold scores are the best in each row, while underlined scores are the second best.

Model	Dataset	Recall@1	Recall@5	Recall@10	NDCG@5	NDCG@10	MRR
SASRec	Beauty	0.3254	0.5882	0.6445	0.4661	0.4844	0.4439
	Phones	0.2500	0.5613	0.6650	0.4110	0.4449	0.3877
ASReP	Beauty	0.3629	0.5932	0.6733	0.4877	0.5138	0.4731
	Phones	0.2169	0.5471	0.6886	0.3964	0.4420	0.3761
BARec	Beauty	0.3954	0.6270	0.7071	0.4929	0.5189	0.4789
	Phones	0.2642	0.6226	0.7453	0.4534	0.4935	0.4232
Improv. vs. SASRec	Beauty	+21.51%	+6.60%	+9.71%	+5.75%	+7.12%	+5.63%
	Phones	+5.68%	+10.92%	+12.08%	+10.32%	+10.92%	+9.16%
Improv. vs. ASReP	Beauty	+8.96%	+5.70%	+5.02%	+1.07%	+0.99%	+1.23%
	Phones	+21.81%	+13.80%	+8.23%	+14.38%	+11.65%	+12.52%

Table 5: Performance comparison of two primary groups of data augmentation strategies for Recall@10.

Dataset	Backbone SASRec	Random Perturbation				Generative Paradigm	
		+ Add	+ Replace	+ Crop	+ Mask	+ ASReP	+ BARec
Beauty	0.5863	0.3673	0.1142	0.4327	0.2756	0.6723	0.7311
Improv.	-	-37.35 ↓	-80.52 ↓	-26.20 ↓	-52.99 ↓	+14.67 ↑	+24.70 ↑
Phones	0.4912	0.3725	0.1267	0.3564	0.2731	0.5612	0.6426
Improv.	-	-24.27 ↓	-74.21 ↓	-27.44 ↓	-44.40 ↓	+14.25 ↑	+30.82 ↑

varied lengths of sequences. On the contrary, the generative augmentation approaches, ASReP and BARec, demonstrated an average performance enhancement of 14.46% and 27.76%, respectively, underscoring the potential benefits of generative data augmentation strategies in this context. Moreover, our proposed BARec model exhibits a noteworthy average relative improvement of 13.3% over ASReP, highlighting its effectiveness in synthesizing pseudo-prior items of high quality.

5.2.5 Analysis of Computational Efficiency and Resource Utilization. We performed an in-depth analysis of the computational efficiency and algorithmic complexity of prominent baseline models in the fine-tuning phase, using the Beauty dataset as a testbed. The results, detailed in Table 6, reveal that the three methods under consideration have comparable parameter counts, GPU memory consumption, and computational complexity at the layer level. Significantly, the observed increase in training (approximately 1.55s to 4.77s per epoch) and inference (approximately 7.32s to 8.87s per epoch) times attributable to the data augmentation strategy is minimal. This finding underscores the computational efficiency and practicality of the employed generative data augmentation strategies in SR.

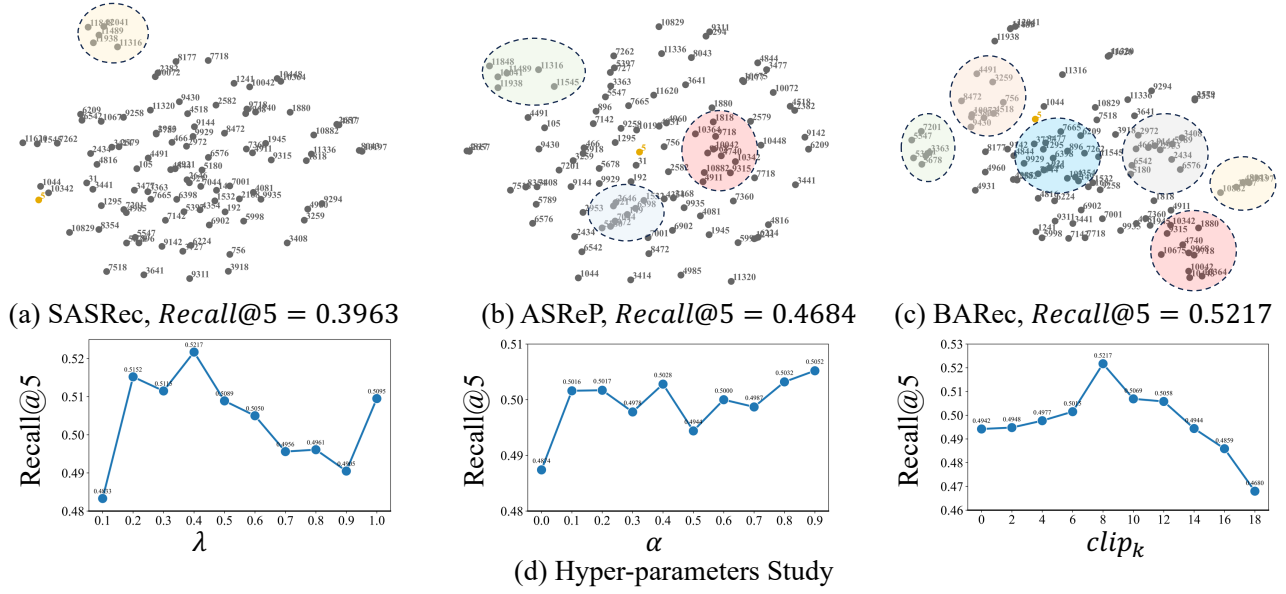


Figure 3: (a-c) t-SNE visualization of 100 randomly selected item embeddings on Beauty, with item IDs indicated by adjacent numerals. The BARec model demonstrates superior clustering capabilities, as evidenced by the increased quantity and distinctiveness of semantic correlation clusters (dashed circles with varying colors represent different semantic correlations), thereby effectively grouping semantically similar items while distinguishing those with dissimilar semantics, culminating in optimal performance. (d) Hyper-parameters sensitivity analysis of BARec, namely λ , α , and $clip_k$, as applied to the Beauty dataset.

Table 6: Analysis of computational efficiency and resource utilization for prominent models on Beauty dataset.

	BARec	ASReP	SASRec
# Parameters	1.73M	1.72M	1.73M
# GPU Memory Footprint	1016MB	1016MB	1016MB
Training Cost (epoch)	45.36s	42.14s	40.59s
Inference Cost (epoch)	252.12s	250.57s	243.25s
Complexity (per Layer)	$O(n^2 \cdot d)$	$O(n^2 \cdot d)$	$O(n^2 \cdot d)$

5.3 Ablation Study (RQ2)

To discern the individual contributions of the proposed components, we executed a comprehensive ablation study, the results of which are presented in Table 7 for the Beauty and Phones. We introduce the notations Br for bidirectional temporal pre-training, AUG for pseudo-prior item-based data augmentation, KL for model knowledge enhancement, and LC for the gold label clipping operation. Our findings are as follows: 1) The results, as depicted in pairs (C)(E) and (H)(J), indicate that Br enhances performance with an average increment of 7.54% in NDCG@5. This substantiates the alignment of Br with the SR task, affirming its efficacy in capturing bidirectional temporal dynamics. 2) The results in pairs (A)(B) and (F)(G) reveal that AUG leads to a substantial performance boost, with an average improvement of 22.19% in NDCG@5. This underscores the potency of AUG as a data augmentation strategy, preserving user preference continuity in the SR context. 3) As shown by the comparisons in (D)(E) and (I)(J), KL contributes to a performance increase of 4.15% in NDCG@5 on average. This enhancement can be attributed to the augmented representational power of the model, which, in turn,

Table 7: Ablation study of the model with(✓) or without(✗) proposed components. +Δ denotes the average relative improvement in terms of NDCG@5.

Dataset	Setting	Components				Results		
		Br	AUG	KL	LC	Recall@5	NDCG@5	+Δ
Beauty	(A)	✗	✗	✗	✗	0.3963	0.2949	-
	(B)	✗	✓	✗	✗	0.4684	0.3547	+20.28%
	(C)	✓	✗	✗	✗	0.4810	0.3573	+21.16%
	(D)	✓	✓	✗	✗	0.4868	0.3671	+24.48%
	(E)	✓	✓	✓	✗	0.5217	0.3892	+31.98%
Phones	(F)	✗	✗	✗	✗	0.4646	0.3379	-
	(G)	✗	✓	✗	✗	0.5573	0.4193	+24.09%
	(H)	✗	✓	✓	✗	0.5546	0.4118	+21.87%
	(I)	✓	✓	✗	✗	0.5635	0.4274	+26.49%
	(J)	✓	✓	✓	✓	0.5804	0.4371	+29.36%

facilitates more effective fine-tuning. Concurrently, LC addresses the limitations posed by short sequence lengths, thereby offering a partial solution to the information scarcity in such scenarios.

5.4 Hyper-parameters Sensitivity Study (RQ3)

This section explores the impact of hyperparameters such as λ , α , and $clip_k$ on our model’s performance, with results depicted in Fig. 3. Notably, we observe a unimodal relationship between model performance and the aforementioned hyperparameters on Beauty, demonstrating initial improvement followed by a decline as the parameters increase—except for α , which exhibits a negligible marginal effect. Specifically, setting $\alpha = 0.0$ in Eq. 14 yields the least favorable outcome, underscoring the value of our model knowledge enhancement approach. In addition, we scrutinize the

Table 8: Analysis (Recall@5) of the number of generated pseudo-prior items. Bold scores indicate the best in each row.

Dataset	$K = 5$	$K = 9$	$K = 13$	$K = 15$	$K = 17$	$K = 20$
Beauty ($M = 18$)	0.4577	0.4680	0.4882	0.5217	0.5004	0.5053
Phones ($M = 18$)	0.5323	0.5426	0.5668	0.5734	0.5804	0.5783
Dataset	$M = 6$	$M = 10$	$M = 14$	$M = 16$	$M = 18$	$M = 20$
Beauty ($K = 15$)	0.4296	0.4498	0.4684	0.4722	0.5217	0.5041
Phones ($K = 17$)	0.5105	0.5289	0.5426	0.5473	0.5804	0.5744

influence of pivotal hyperparameters K and M , corresponding to the count of pseudo-prior items and the threshold for short sequences, respectively. The comprehensive performance analysis across all sequences is documented in Table 8. For each metric, we isolate the variation of a single hyperparameter while maintaining others at their optimal levels. Optimal performance is achieved on both datasets when K and M are within the 15 to 18 range. Specifically, the Beauty exhibits peak performance at $K = 15$ and $M = 18$, whereas the Phones reaches its zenith at $K = 17$ and $M = 18$. These findings affirm the critical nature of precise hyperparameter tuning, with the guiding principle being to avoid overly restrictive values (leading to inadequate contextual information) and excessively high ones (introducing inefficiencies).

5.5 Item Embeddings Clustering Analysis (RQ4)

We conducted an investigation into the item representation space to unravel the inter-item relationships by visualizing 100 item embeddings through t-SNE [56], sourced from three distinct models on Beauty. Clustering algorithms were applied to categorize items with analogous representations, depicted as dashed circles in various hues that correspond to different clusters. Items within the same cluster generally exhibit semantic congruence, and spatial proximity in this embedding space implies an increased likelihood of co-recommendation [42, 53], a concept that resonates with the philosophies of collaborative filtering [15] and graph-based recommendation systems [14, 61]. Illustrations in Fig. 3(a)(b)(c) demonstrate that our model, BARec, distinguishes itself by forming a greater number of clusters. This enhanced clustering capability not only aggregates semantically similar items but also effectively segregates dissimilar ones, thus achieving superior Recall@5 performance. This proficiency is likely ascribable to the implementation of our novel knowledge enhancement fine-tuning method (refer to Sec. 3.5), which presumably minimizes the distributional divergence between augmented and original sequence data, culminating in a more homogeneous representation space.

6 CONCLUSION

In this work, we introduce BARec, an innovative bidirectional temporal data augmentation with pre-training methodology coupled with knowledge-enhanced fine-tuning. This method adeptly synthesizes pseudo-prior items that preserve user preferences and concurrently discerns deeper item semantic interrelations. Rigorous evaluations conducted on two benchmark datasets affirm the superior performance of BARec. Through theoretical analysis and visualization of item embeddings, we gain valuable perspectives on the model's inferential capabilities and its interpretative power. For future studies, we will explore the integration of more sophisticated

generative architectures, such as large language models (LLMs), to serve as the foundational framework for our system. Additionally, we aim to devise more effective pre-training tasks, such as bidirectional masked language modeling (BiMLM), to further enhance knowledge acquisition within our model.

REFERENCES

- [1] Desheng Cai, Shengsheng Qian, Quan Fang, Jun Hu, and Changsheng Xu. 2023. User cold-start recommendation via inductive heterogeneous graph neural network. *ACM Transactions on Information Systems* 41, 3 (2023), 1–27.
- [2] Jianxin Chang, Chen Gao, Yu Zheng, Yiqun Hui, Yanan Niu, Yang Song, Depeng Jin, and Yong Li. 2021. Sequential recommendation with graph neural networks. In *Proceedings of the 44th international ACM SIGIR conference on research and development in information retrieval*. 378–387.
- [3] Yifan Chen and Maarten de Rijke. 2018. A collective variational autoencoder for top-n recommendation with side information. In *Proceedings of the 3rd workshop on deep learning for recommender systems*. 3–9.
- [4] Yongjun Chen, Zhiwei Liu, Jia Li, Julian McAuley, and Caiming Xiong. 2022. Intent contrastive learning for sequential recommendation. In *Proceedings of the ACM Web Conference 2022*. 2172–2182.
- [5] Yashar Deldjoo, Markus Schedl, Paolo Cremonesi, and Gabriella Pasi. 2020. Recommender systems leveraging multimedia content. *ACM Computing Surveys (CSUR)* 53, 5 (2020), 1–38.
- [6] Manqing Dong, Feng Yuan, Lina Yao, Xiwei Xu, and Liming Zhu. 2020. Mamo: Memory-augmented meta-optimization for cold-start recommendation. In *Proceedings of the 26th ACM SIGKDD International Conference on Knowledge Discovery & Data Mining*. 688–697.
- [7] Tim Donkers, Benedikt Loepp, and Jürgen Ziegler. 2017. Sequential user-based recurrent neural network recommendations. In *Proceedings of the eleventh ACM conference on recommender systems*. 152–160.
- [8] Jing Du, Zesheng Ye, Lina Yao, Bin Guo, and Zhiwen Yu. 2022. Socially-aware dual contrastive learning for cold-start recommendation. In *Proceedings of the 45th International ACM SIGIR Conference on Research and Development in Information Retrieval*. 1927–1932.
- [9] Yuntao Du, Xinjun Zhu, Lu Chen, Ziquan Fang, and Yunjun Gao. 2022. Metakg: Meta-learning on knowledge graph for cold-start recommendation. *IEEE Transactions on Knowledge and Data Engineering* (2022).
- [10] Ziwei Fan, Zhiwei Liu, Yu Wang, Alice Wang, Zahra Nazari, Lei Zheng, Hao Peng, and Philip S Yu. 2022. Sequential recommendation via stochastic self-attention. In *Proceedings of the ACM Web Conference 2022*. 2036–2047.
- [11] Ziwei Fan, Zhiwei Liu, Jiawei Zhang, Yun Xiong, Lei Zheng, and Philip S Yu. 2021. Continuous-time sequential recommendation with temporal graph collaborative transformer. In *Proceedings of the 30th ACM international conference on information & knowledge management*. 433–442.
- [12] Robert M Gray. 2011. *Entropy and information theory*. Springer Science & Business Media.
- [13] Ruining He and Julian McAuley. 2016. Fusing similarity models with markov chains for sparse sequential recommendation. In *2016 IEEE 16th International Conference on Data Mining (ICDM)*. IEEE, 191–200.
- [14] Xiangnan He, Kuan Deng, Xiang Wang, Yan Li, Yongdong Zhang, and Meng Wang. 2020. Lightgcn: Simplifying and powering graph convolution network for recommendation. In *Proceedings of the 43rd International ACM SIGIR conference on research and development in Information Retrieval*. 639–648.
- [15] Xiangnan He, Lizi Liao, Hanwang Zhang, Liqiang Nie, Xia Hu, and Tat-Seng Chua. 2017. Neural collaborative filtering. In *Proceedings of the 26th international conference on world wide web*. 173–182.
- [16] Balázs Hidasi and Alexandros Karatzoglou. 2018. Recurrent neural networks with top-k gains for session-based recommendations. In *Proceedings of the 27th ACM international conference on information and knowledge management*. 843–852.
- [17] Balázs Hidasi, Alexandros Karatzoglou, Linas Baltrunas, and Domonkos Tikk. 2015. Session-based recommendations with recurrent neural networks. *arXiv preprint arXiv:1511.06939* (2015).
- [18] Liwei Huang, Yutao Ma, Yanbo Liu, Bohong Danny Du, Shuliang Wang, and Deyi Li. 2023. Position-enhanced and time-aware graph convolutional network for sequential recommendations. *ACM Transactions on Information Systems* 41, 1 (2023), 1–32.
- [19] Juyong Jiang, Peiyan Zhang, Yingtao Luo, Chaozhao Li, Jae Boum Kim, Kai Zhang, Senzhang Wang, Xing Xie, and Sunghun Kim. 2023. AdaMCT: adaptive mixture of CNN-transformer for sequential recommendation. In *Proceedings of the 32nd ACM International Conference on Information and Knowledge Management*. 976–986.
- [20] Kyeongpil Kang, Junwoo Park, Wooyoung Kim, Hojung Choe, and Jaegul Choo. 2019. Recommender system using sequential and global preference via attention mechanism and topic modeling. In *Proceedings of the 28th ACM international conference on information and knowledge management*. 1543–1552.

- [21] SeongKu Kang, Junyoung Hwang, Dongha Lee, and Hwanjo Yu. 2019. Semi-supervised learning for cross-domain recommendation to cold-start users. In *Proceedings of the 28th ACM International Conference on Information and Knowledge Management*. 1563–1572.
- [22] Wang-Cheng Kang and Julian McAuley. 2018. Self-attentive sequential recommendation. In *2018 IEEE International Conference on Data Mining (ICDM)*. IEEE, 197–206.
- [23] Jacob Devlin Ming-Wei Chang Kenton and Lee Kristina Toutanova. 2019. BERT: Pre-training of Deep Bidirectional Transformers for Language Understanding. In *Proceedings of NAACL-HLT*. 4171–4186.
- [24] Yehuda Koren, Robert Bell, and Chris Volinsky. 2009. Matrix factorization techniques for recommender systems. *Computer* 42, 8 (2009), 30–37.
- [25] Saurabh Kulkarni and Sunil F Rodd. 2020. Context Aware Recommendation Systems: A review of the state of the art techniques. *Computer Science Review* 37 (2020), 100255.
- [26] Xuan Nhat Lam, Thuc Vu, Trong Duc Le, and Anh Duc Duong. 2008. Addressing cold-start problem in recommendation systems. In *Proceedings of the 2nd international conference on Ubiquitous information management and communication*. 208–211.
- [27] Jingjing Li, Mengmeng Jing, Ke Lu, Lei Zhu, Yang Yang, and Zi Huang. 2019. From zero-shot learning to cold-start recommendation. In *Proceedings of the AAAI Conference on Artificial Intelligence*, Vol. 33. 4189–4196.
- [28] Jing Li, Pengjie Ren, Zhumin Chen, Zhaochun Ren, Tao Lian, and Jun Ma. 2017. Neural attentive session-based recommendation. In *Proceedings of the 2017 ACM Conference on Information and Knowledge Management*. 1419–1428.
- [29] Yang Li, Yadan Luo, Zheng Zhang, Shazia Sadiq, and Peng Cui. 2019. Context-aware attention-based data augmentation for poi recommendation. In *2019 IEEE 35th International Conference on Data Engineering Workshops (ICDEW)*. IEEE, 177–184.
- [30] Jianhua Lin. 1991. Divergence measures based on the Shannon entropy. *IEEE Transactions on Information theory* 37, 1 (1991), 145–151.
- [31] Chang Liu, Xiaoguang Li, Guohao Cai, Zhenhua Dong, Hong Zhu, and Lifeng Shang. 2021. Noninvasive self-attention for side information fusion in sequential recommendation. In *Proceedings of the AAAI Conference on Artificial Intelligence*, Vol. 35. 4249–4256.
- [32] Qiang Liu, Shu Wu, Diyi Wang, Zhaokang Li, and Liang Wang. 2016. Context-aware sequential recommendation. In *2016 IEEE 16th International Conference on Data Mining (ICDM)*. IEEE, 1053–1058.
- [33] Zhiwei Liu, Yongjun Chen, Jia Li, Philip S Yu, Julian McAuley, and Caiming Xiong. 2021. Contrastive self-supervised sequential recommendation with robust augmentation. *arXiv preprint arXiv:2108.06479* (2021).
- [34] Zhiwei Liu, Ziwei Fan, Yu Wang, and Philip S Yu. 2021. Augmenting sequential recommendation with pseudo-prior items via reversely pre-training transformer. In *Proceedings of the 44th international ACM SIGIR conference on Research and development in information retrieval*. 1608–1612.
- [35] Yuanfu Lu, Yuan Fang, and Chuan Shi. 2020. Meta-learning on heterogeneous information networks for cold-start recommendation. In *Proceedings of the 26th ACM SIGKDD International Conference on Knowledge Discovery & Data Mining*. 1563–1573.
- [36] Yingtao Luo, Qiang Liu, and Zhaocheng Liu. 2021. STAN: Spatio-Temporal Attention Network for Next Location Recommendation. In *Proceedings of the Web Conference 2021*. 2177–2185.
- [37] Chen Ma, Peng Kang, and Xue Liu. 2019. Hierarchical gating networks for sequential recommendation. In *Proceedings of the 25th ACM SIGKDD international conference on knowledge discovery & data mining*. 825–833.
- [38] Chen Ma, Liheng Ma, Yingxue Zhang, Jianing Sun, Xue Liu, and Mark Coates. 2020. Memory augmented graph neural networks for sequential recommendation. In *Proceedings of the AAAI Conference on Artificial Intelligence*, Vol. 34. 5045–5052.
- [39] Jianxin Ma, Chang Zhou, Hongxia Yang, Peng Cui, Xin Wang, and Wenwu Zhu. 2020. Disentangled self-supervision in sequential recommenders. In *Proceedings of the 26th ACM SIGKDD International Conference on Knowledge Discovery & Data Mining*. 483–491.
- [40] Julian McAuley, Christopher Targett, Qinfeng Shi, and Anton Van Den Hengel. 2015. Image-based recommendations on styles and substitutes. In *Proceedings of the 38th international ACM SIGIR conference on research and development in information retrieval*. 43–52.
- [41] Silvia Milano, Mariarosaria Taddeo, and Luciano Floridi. 2020. Recommender systems and their ethical challenges. *AI & Society* 35 (2020), 957–967.
- [42] Ruihong Qiu, Zi Huang, Hongzhi Yin, and Zijian Wang. 2022. Contrastive learning for representation degeneration problem in sequential recommendation. In *Proceedings of the fifteenth ACM international conference on web search and data mining*. 813–823.
- [43] Ruihong Qiu, Zi Huang, Hongzhi Yin, and Zijian Wang. 2022. Contrastive Learning for Representation Degeneration Problem in Sequential Recommendation. In *WSDM*. ACM, 813–823.
- [44] Massimo Quadroni, Alexandros Karatzoglou, Balázs Hidasi, and Paolo Cremonesi. 2017. Personalizing session-based recommendations with hierarchical recurrent neural networks. In *Proceedings of the Eleventh ACM Conference on Recommender Systems*. 130–137.
- [45] Alec Radford, Karthik Narasimhan, Tim Salimans, Ilya Sutskever, et al. 2018. Improving language understanding by generative pre-training. (2018).
- [46] Steffen Rendle, Christoph Freudenthaler, Zeno Gantner, and Lars Schmidt-Thieme. 2012. BPR: Bayesian personalized ranking from implicit feedback. *arXiv preprint arXiv:1205.2618* (2012).
- [47] Steffen Rendle, Christoph Freudenthaler, and Lars Schmidt-Thieme. 2010. Factorizing personalized markov chains for next-basket recommendation. In *Proceedings of the 19th international conference on World wide web*. 811–820.
- [48] Martin Saveski and Amin Mantrach. 2014. Item cold-start recommendations: learning local collective embeddings. In *Proceedings of the 8th ACM Conference on Recommender systems*. 89–96.
- [49] Connor Shorten and Taghi M Khoshgoftaar. 2019. A survey on image data augmentation for deep learning. *Journal of big data* 6, 1 (2019), 1–48.
- [50] Elena Smirnova and Flavian Vasile. 2017. Contextual sequence modeling for recommendation with recurrent neural networks. In *Proceedings of the 2nd workshop on deep learning for recommender systems*. 2–9.
- [51] Kyungwoo Song, Mingi Ji, Sungrae Park, and Il-Chul Moon. 2019. Hierarchical context enabled recurrent neural network for recommendation. In *Proceedings of the AAAI Conference on Artificial Intelligence*, Vol. 33. 4983–4991.
- [52] Fei Sun, Jun Liu, Jian Wu, Changhua Pei, Xiao Lin, Wenwu Ou, and Peng Jiang. 2019. BERT4Rec: Sequential recommendation with bidirectional encoder representations from transformer. In *Proceedings of the 28th ACM international conference on information and knowledge management*. 1441–1450.
- [53] Qiaoyu Tan, Jianwei Zhang, Jiangchao Yao, Ninghao Liu, Jingren Zhou, Hongxia Yang, and Xia Hu. 2021. Sparse-interest network for sequential recommendation. In *Proceedings of the 14th ACM international conference on web search and data mining*. 598–606.
- [54] Yong Kiam Tan, Xinxing Xu, and Yong Liu. 2016. Improved recurrent neural networks for session-based recommendations. In *Proceedings of the 1st workshop on deep learning for recommender systems*. 17–22.
- [55] Jiayi Tang and Ke Wang. 2018. Personalized top-n sequential recommendation via convolutional sequence embedding. In *Proceedings of the Eleventh ACM International Conference on Web Search and Data Mining*. 565–573.
- [56] Laurens Van der Maaten and Geoffrey Hinton. 2008. Visualizing data using t-SNE. *Journal of machine learning research* 9, 11 (2008).
- [57] Flavian Vasile, Elena Smirnova, and Alexis Conneau. 2016. Meta-prod2vec: Product embeddings using side-information for recommendation. In *Proceedings of the 10th ACM conference on recommender systems*. 225–232.
- [58] Ashish Vaswani, Noam Shazeer, Niki Parmar, Jakob Uszkoreit, Llion Jones, Aidan N Gomez, Łukasz Kaiser, and Illia Polosukhin. 2017. Attention is all you need. In *Advances in neural information processing systems*. 5998–6008.
- [59] Jianling Wang, Kaize Ding, and James Caverlee. 2021. Sequential Recommendation for Cold-start Users with Meta Transitional Learning. In *Proceedings of the 44th International ACM SIGIR Conference on Research and Development in Information Retrieval*. 1783–1787.
- [60] Qinyong Wang, Hongzhi Yin, Hao Wang, Quoc Viet Hung Nguyen, Zi Huang, and Lizhen Cui. 2019. Enhancing collaborative filtering with generative augmentation. In *Proceedings of the 25th ACM SIGKDD International Conference on Knowledge Discovery & Data Mining*. 548–556.
- [61] Xiang Wang, Xiangnan He, Meng Wang, Fuli Feng, and Tat-Seng Chua. 2019. Neural graph collaborative filtering. In *Proceedings of the 42nd international ACM SIGIR conference on Research and development in Information Retrieval*. 165–174.
- [62] Zhenlei Wang, Jingsen Zhang, Hongteng Xu, Xu Chen, Yongfeng Zhang, Wayne Xin Zhao, and Ji-Rong Wen. 2021. Counterfactual Data-Augmented Sequential Recommendation. In *Proceedings of the 44th International ACM SIGIR Conference on Research and Development in Information Retrieval*. 347–356.
- [63] Yinwei Wei, Xiang Wang, Qi Li, Liqiang Nie, Yan Li, Xuanping Li, and Tat-Seng Chua. 2021. Contrastive learning for cold-start recommendation. In *Proceedings of the 29th ACM International Conference on Multimedia*. 5382–5390.
- [64] Liwei Wu, Shuqing Li, Cho-Jui Hsieh, and James Sharpnack. 2020. SSE-PT: Sequential recommendation via personalized transformer. In *Fourteenth ACM Conference on Recommender Systems*. 328–337.
- [65] Xu Xie, Fei Sun, Zhaoyang Liu, Shiwen Wu, Jinyang Gao, Jiandong Zhang, Bolin Ding, and Bin Cui. 2022. Contrastive learning for sequential recommendation. In *2022 IEEE 38th international conference on data engineering (ICDE)*. IEEE, 1259–1273.
- [66] Tiansheng Yao, Xinyang Yi, Derek Zhiyuan Cheng, Felix Yu, Ting Chen, Aditya Menon, Lichan Hong, Ed H Chi, Steve Tjoa, Jieqi Kang, et al. 2020. Self-supervised Learning for Large-scale Item Recommendations. *arXiv preprint arXiv:2007.12865* (2020).
- [67] Feng Yu, Qiang Liu, Shu Wu, Liang Wang, and Tieniu Tan. 2016. A dynamic recurrent model for next basket recommendation. In *Proceedings of the 39th International ACM SIGIR conference on Research and Development in Information Retrieval*. 729–732.
- [68] Runsheng Yu, Yu Gong, Xu He, Yu Zhu, Qingwen Liu, Wenwu Ou, and Bo An. 2021. Personalized adaptive meta learning for cold-start user preference prediction. In *Proceedings of the AAAI Conference on Artificial Intelligence*, Vol. 35.

- 10772–10780.
- [69] Fajie Yuan, Xiangnan He, Haochuan Jiang, Guibing Guo, Jian Xiong, Zhezha Xu, and Yilin Xiong. 2020. Future data helps training: Modeling future contexts for session-based recommendation. In *Proceedings of The Web Conference 2020*. 303–313.
 - [70] Fajie Yuan, Alexandros Karatzoglou, Ioannis Arapakis, Joemon M Jose, and Xiangnan He. 2019. A simple convolutional generative network for next item recommendation. In *Proceedings of the twelfth ACM international conference on web search and data mining*. 582–590.
 - [71] Mengqi Zhang, Shu Wu, Xueli Yu, Qiang Liu, and Liang Wang. 2022. Dynamic graph neural networks for sequential recommendation. *IEEE Transactions on Knowledge and Data Engineering* 35, 5 (2022), 4741–4753.
 - [72] Cheng Zhao, Chenliang Li, Rong Xiao, Hongbo Deng, and Aixin Sun. 2020. CATN: Cross-domain recommendation for cold-start users via aspect transfer network. In *Proceedings of the 43rd International ACM SIGIR Conference on Research and Development in Information Retrieval*. 229–238.
 - [73] Yujia Zheng, Siyi Liu, Zekun Li, and Shu Wu. 2021. Cold-start Sequential Recommendation via Meta Learner. In *Proceedings of the AAAI Conference on Artificial Intelligence*, Vol. 35. 4706–4713.
 - [74] Kun Zhou, Hui Wang, Wayne Xin Zhao, Yutao Zhu, Sirui Wang, Fuzheng Zhang, Zhongyuan Wang, and Ji-Rong Wen. 2020. S3-rec: Self-supervised learning for sequential recommendation with mutual information maximization. In *Proceedings of the 29th ACM International Conference on Information & Knowledge Management*. 1893–1902.
 - [75] Peilin Zhou, Jingqi Gao, Yueqi Xie, Qichen Ye, Yining Hua, Jaeboum Kim, Shoujin Wang, and Sunghun Kim. 2023. Equivariant contrastive learning for sequential recommendation. In *Proceedings of the 17th ACM Conference on Recommender Systems*. 129–140.
 - [76] Yongchun Zhu, Kaikai Ge, Fuzhen Zhuang, Ruobing Xie, Dongbo Xi, Xu Zhang, Leyu Lin, and Qing He. 2021. Transfer-meta framework for cross-domain recommendation to cold-start users. In *Proceedings of the 44th International ACM SIGIR Conference on Research and Development in Information Retrieval*. 1813–1817.