

Supercell symmetry modified spectral statistics of Kramers-Weyl fermions

G. Lemut,¹ M. J. Pacholski,¹ J. Tworzydło,² and C. W. J. Beenakker¹

¹*Instituut-Lorentz, Universiteit Leiden, P.O. Box 9506, 2300 RA Leiden, The Netherlands*

²*Faculty of Physics, University of Warsaw, ul. Pasteura 5, 02-093 Warszawa, Poland*

(Dated: December 2021)

We calculate the spectral statistics of the Kramers-Weyl Hamiltonian $H = v \sum_{\alpha} \sigma_{\alpha} \sin p_{\alpha} + t \sigma_0 \sum_{\alpha} \cos p_{\alpha}$ in a chaotic quantum dot. The Hamiltonian has symplectic time-reversal symmetry (H is invariant when spin σ_{α} and momentum p_{α} both change sign), and yet for small t the level spacing distribution $P(s) \propto s^{\beta}$ follows the $\beta = 1$ orthogonal ensemble instead of the $\beta = 4$ symplectic ensemble. We identify a supercell symmetry of H that explains this finding. The supercell symmetry is broken by the spin-independent hopping energy $\propto t \cos p$, which induces a transition from $\beta = 1$ to $\beta = 4$ statistics that shows up in the conductance as a transition from weak localization to weak antilocalization.

Contribution to the special issue of J.Phys.A in honour of the life and work of Fritz Haake.

I. INTRODUCTION

The Wigner surmise $P(s) \propto s^{\beta}$ for the probability distribution of level spacings [1] is a quantum signature of chaos [2]. The exponent β , the Dyson index [3], can take on the values 1, 2 or 4, depending on the presence or absence of time-reversal symmetry and spin-rotation symmetry. Electrons in zero magnetic field have $\beta = 1$ in the absence of spin-orbit coupling and $\beta = 4$ with spin-orbit coupling, while $\beta = 2$ in a magnetic field irrespective of the spin degree of freedom. In the context of random-matrix theory one says that the Hamiltonian belongs to the universality class of the Gaussian Orthogonal Ensemble ($\beta = 1$, GOE), Gaussian Unitary Ensemble ($\beta = 2$, GUE), or Gaussian Symplectic Ensemble ($\beta = 4$, GSE).¹

This classification applies both to massive electrons [4] (e.g. in a metal grain or in a semiconductor quantum dot) and to massless electrons [5] (e.g. in graphene or on the surface of a topological insulator). Here we consider a specific model in the latter category: Massless electrons (Weyl fermions) with a band crossing (Weyl point) enforced by Kramers degeneracy [6, 7]. These low-energy excitations known as Kramers-Weyl fermions appear at time-reversally invariant momenta $\mathbf{\Pi}$ in the Brillouin zone (such that $\mathbf{\Pi}$ and $-\mathbf{\Pi}$ differ by a reciprocal lattice vector). A strong spin-orbit coupling without reflection or mirror symmetry produces a linear band splitting $\pm(\mathbf{p} - \mathbf{\Pi}) \cdot \boldsymbol{\sigma}$ near each of the high-symmetry points. The \pm sign designates the chirality of the excitations.

On a three-dimensional (3D) cubic lattice (unit lattice constant a_0) the Hamiltonian

$$H = v(\sigma_x \sin p_x + \sigma_y \sin p_y + \sigma_z \sin p_z) + t \sigma_0 (\cos p_x + \cos p_y + \cos p_z) + V(\mathbf{r}) \sigma_0 \quad (1)$$

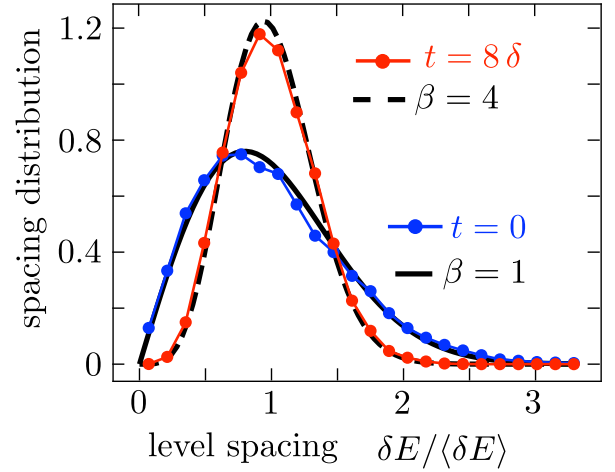


FIG. 1. Distribution of the level spacings δE (normalized by the mean spacing $\langle \delta E \rangle \equiv \delta = 4.04 \cdot 10^{-3} v/a_0$) of the Hamiltonian (1), for $t = 0$ (blue) and $t \neq 0$ (red), on a $20 \times 20 \times 20$ cubic lattice. The potential V was chosen independently on each site from a uniform distribution in the interval $(-V_0/2, V_0/2)$ with $V_0 = 1.5 v/a_0$. The solid and dashed black curves give the Wigner surmise for $\beta = 1$ and $\beta = 4$, respectively.

describes Kramers-Weyl fermions of positive chirality with momenta near $(0, 0, 0)$, $(\pi, \pi, 0)$, $(\pi, 0, \pi)$, $(0, \pi, \pi)$ and of negative chirality near (π, π, π) , $(\pi, 0, 0)$, $(0, \pi, 0)$, $(0, 0, \pi)$. The Hamiltonian contains spin-independent terms, hopping terms $\propto \cos p_{\alpha}$ and a scalar potential V , as well as spin-orbit coupling terms $\propto \sigma_{\alpha} \sin p_{\alpha}$.

The numerical study of the spectral statistics of Kramers-Weyl fermions that prompted our investigation is shown in Fig. 1. A quantum dot is formed by restricting the lattice to a small region and chaotic dynamics is produced by a random potential. For $t = 0$ the level spacing distribution is well described by the $\beta = 1$ Wigner surmise (orthogonal statistics), while the spin-orbit coupling would have suggested symplectic $\beta = 4$ statistics. Paradoxically, the $\beta = 4$ distribution requires the addition of spin-independent hopping.

¹ The orthogonal, unitary, and symplectic matrices in this nomenclature refer to the matrix that diagonalizes the Hamiltonian.

In the next section we construct the “fake” time-reversal operation \mathcal{T}^* that squares to +1 and is responsible for the $\beta = 1$ spacing distribution when $t = 0$. The supercell symmetry that enables \mathcal{T}^* is broken by the $\cos p$ terms, which reveal the true \mathcal{T} , squaring to -1 with a $\beta = 4$ spacing distribution. In Sec. III we investigate how the symmetry breaking manifests itself in a transport property (the magnetoconductance). The analytical results are compared with numerical simulations in Sec. IV. In the concluding section we make contact with the spectrum of lattice Dirac operators on a torus, which shows a similar shift of symmetries when the number of lattice sites changes from even to odd [8, 9].

II. SUPERCELL SYMMETRY

A. Zero magnetic field

The tight-binding Hamiltonian of a spin-1/2 degree of freedom with nearest-neighbor hopping and on-site disorder on an orthorhombic lattice (lattice constants a_x, a_y, a_z) has the generic form [6]

$$\mathcal{H} = \sum_{\alpha=x,y,z} [t_\alpha \sigma_0 \cos a_\alpha p_\alpha + v_\alpha \sigma_\alpha \sin a_\alpha p_\alpha] + V(\mathbf{r}) \sigma_0. \quad (2)$$

Both the spin-independent hopping energies t_α and the spin-orbit coupling amplitudes v_α may be anisotropic. We set \hbar equal to unity, $p_\alpha = -i\partial/\partial x_\alpha$ is the momentum operator, the Pauli spin matrices are $\boldsymbol{\sigma} = (\sigma_x, \sigma_y, \sigma_z)$, and σ_0 is the 2×2 unit matrix.

The Hamiltonian (2) is constrained by the symplectic symmetry

$$\mathcal{H} = \sigma_y \mathcal{H}^* \sigma_y \equiv \mathcal{T} \mathcal{H} \mathcal{T}. \quad (3)$$

This is a time-reversal operation that changes the sign of both $\boldsymbol{\sigma}$ and $\mathbf{p} = -i\nabla$, leaving \mathcal{H} invariant. The operator $\mathcal{T} = \sigma_y \times$ complex conjugation squares to -1, thus we expect GSE statistics, while GOE statistics would require a time-reversal operator that squares to +1.

The eight flavors of Kramers-Weyl fermions at $p_\alpha \in \{0, \pi/a_\alpha\}$ are displaced in energy from $E = 0$ by the t_α terms. Without these terms, the Hamiltonian

$$\mathcal{H}_0 = \sum_{\alpha} v_\alpha \sigma_\alpha \sin a_\alpha p_\alpha + V(\mathbf{r}) \sigma_0 \quad (4)$$

has the supercell symmetry²

$$U_y \mathcal{H}_0 U_y^\dagger = \mathcal{H}_0, \quad U_y = \sigma_y e^{i\pi n_x + i\pi n_z}, \quad n_\alpha = \frac{x_\alpha}{a_\alpha} \in \mathbb{Z}, \quad (5)$$

which transforms $p_x \rightarrow p_x + \pi/a_x$, $p_z \rightarrow p_z + \pi/a_z$, while leaving p_y unaffected. The operator U_y thus maps each Kramers-Weyl fermion onto a partner of the same chirality.

Since $U_y^2 = 1$ its eigenvalues are ± 1 and we can block-diagonalize \mathcal{H}_0 in sectors of the Hilbert space where $U_y \Psi = \pm \Psi$. In a given sector the time-reversal operator $\mathcal{T} = \sigma_y \times$ complex conjugation can be replaced by

$$\mathcal{T}^* = \pm \mathcal{T} U_y = \mp e^{i\pi n_x + i\pi n_z} \times \text{complex conjugation}. \quad (6)$$

The “fake” time-reversal operator \mathcal{T}^* squares to +1, so each sector has an orthogonal time-reversal symmetry.

The spin-independent hopping terms in the full Hamiltonian (2) break the supercell symmetry if two or more of the t_α ’s are nonzero. (If only a single $t_\alpha \neq 0$ the symmetry $U_\alpha = \sigma_\alpha e^{i\pi \sum_{\alpha' \neq \alpha} n_{\alpha'}}$ remains unbroken.) We would thus expect a $\beta = 1$ to $\beta = 4$ transition in the level spacing distribution $P(s) \propto s^\beta$ when t becomes larger than the mean level spacing δ .

B. Nonzero magnetic field

A magnetic field B breaks time-reversal symmetry, driving both orthogonal ($\beta = 1$) and symplectic ($\beta = 4$) level spacing distributions towards the unitary ($\beta = 2$) result. The degeneracy of the $\beta = 2$ spectra is different in the two cases.

For $B = 0$ each energy level is twofold degenerate (Kramers degeneracy). In a magnetic field the degeneracy is broken for a nonzero t_α , but it remains when $t_x, t_y, t_z = 0$ if the magnetic field enters only via the substitution $\mathbf{p} \rightarrow \mathbf{p} + e\mathbf{A}$ — so only as an orbital effect, no Zeeman effect on the spin.

This persistent degeneracy is due to the fact that the supercell symmetry U_α is not broken by the substitution $\mathbf{p} \rightarrow \mathbf{p} + e\mathbf{A}$. Starting from a Hamiltonian which commutes with U_x and U_y and an energy eigenstate Ψ such that $U_y \Psi = \Psi$ we can then construct another eigenstate $\Psi' = U_x \Psi$ at the same energy eigenvalue. The two states Ψ and Ψ' are orthogonal,

$$\begin{aligned} \langle \Psi | \Psi' \rangle &= \langle \Psi | U_x | \Psi \rangle = \langle \Psi | U_y^\dagger U_x U_y | \Psi \rangle \\ &= -\langle \Psi | U_x | \Psi \rangle = -\langle \Psi | \Psi' \rangle \Rightarrow \langle \Psi | \Psi' \rangle = 0, \end{aligned} \quad (7)$$

so the energy eigenvalue is twofold degenerate.

III. SUPERCELL SYMMETRY EFFECTS ON THE CONDUCTANCE

The appearance of the supercell symmetry can be probed via the electrical conductance G . In a magnetic field, the $\beta = 1 \rightarrow \beta = 2$ transition gives an increase in G (weak localization), while the $\beta = 4 \rightarrow \beta = 2$ transition gives a decrease in G (weak antilocalization).

² The unitary transformation (5) has a periodicity of twice the lattice constant, hence the name “supercell symmetry”, suggested to us by Anton Akhmerov.

The theoretical prediction for this quantum correction $\delta G = G(B) - G(0)$ is [10]

$$\delta G = \frac{2e^2}{h} \times \begin{cases} 1/3 & \text{for } \beta = 1 \rightarrow 2, \\ -1/6 & \text{for } \beta = 4 \rightarrow 2. \end{cases} \quad (8)$$

This result applies to the disorder-averaged conductance in a wire geometry (length L large compared to the width W), with a large number $N \gg 1$ of propagating modes, in the diffusive regime (L much larger than the mean free path l , but much smaller than the localization length $\xi = Nl$).

An alternative way to probe the symmetry class is via the sample-to-sample fluctuations of the conductance. According to the theory of universal conductance fluctuations [11, 12], the variance $\text{Var } G$ of the conductance is proportional to g^2/β , where g is the level degeneracy factor. In our case the $\beta = 1 \rightarrow \beta = 2$ transition happens at fixed $g = 2$, while the $\beta = 4 \rightarrow \beta = 2$ transition is accompanied by $g = 2 \rightarrow g = 1$, hence in both cases the magnetic field reduces the variance by a factor of two. The predicted values in a wire geometry are [10]

$$\text{Var } G = \left(\frac{2e^2}{h}\right)^2 \times \begin{cases} 2/15 \rightarrow 1/15 & \text{for } \beta = 1 \rightarrow 2, \\ 1/30 \rightarrow 1/60 & \text{for } \beta = 4 \rightarrow 2. \end{cases} \quad (9)$$

For these quantum interference effects the crossover to $\beta = 2$ happens when the magnetic flux through the wire becomes larger than a flux quantum h/e . Which of the two transitions applies, $\beta = 1 \rightarrow \beta = 2$ or $\beta = 4 \rightarrow \beta = 2$, depends on whether the supercell symmetry breaking term t is small or large compared to the Thouless energy $E_T = (h/e^2)G\delta$. In a diffusive multimode wire $G \gg e^2/h \Rightarrow E_T \gg \delta$, hence the range of t governed by the supercell symmetry is much larger for the conductance, when we need $t \ll E_T$, than it is for the level repulsion, when the condition is $t \ll \delta$.

IV. NUMERICAL RESULTS

We have studied the effect of the supercell symmetry numerically, using the *Kwant* tight-binding package [13, 14]. For computational efficiency we took a 2D square lattice, rather than a 3D lattice, given by the Hamiltonian

$$H = v(\sigma_x \sin a_0 p_x + \sigma_y \sin a_0 p_y) + t\sigma_0(\cos a_0 p_x + \cos a_0 p_y) + V(\mathbf{r})\sigma_0. \quad (10)$$

The random potential V was chosen independently on each site, uniformly in the interval $(-V_0/2, V_0/2)$.

For the level statistics we took a square geometry,³ on a lattice of size $200 a_0 \times 200 a_0$. We calculated the distribu-

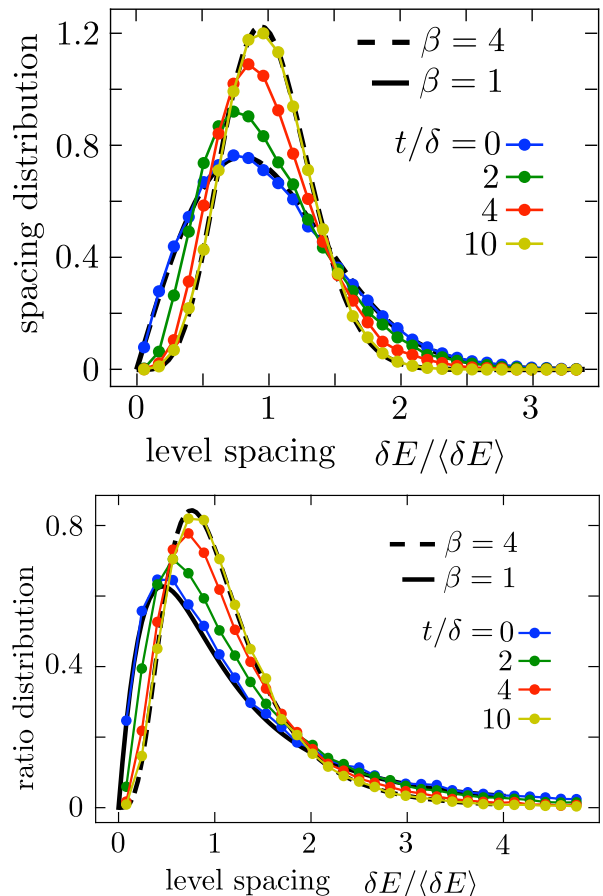


FIG. 2. Top panel: Same as Fig. 1, but now for a 2D square lattice (size 200×200 , disorder strength $V_0 = 0.5 v/a_0$) and for four values of the spin-independent hopping energy t . The bottom panel shows the corresponding ratio distribution (with the $\beta = 1$ and $\beta = 4$ limits from Ref. 15).

tion of the nearest-neighbor spacings of the twofold degenerate levels in the interval $|E - 0.2 v/a_0| < 4 \cdot 10^{-3} v/a_0$ (mean level spacing $\delta = 3.56 \cdot 10^{-4} v/a_0$, approximately constant in this energy range), averaging over some 2000 disorder realizations. Note that the disorder potential breaks chiral symmetry,⁴ so there is no $\pm E$ symmetry in the spectrum.

As an extra check, we also calculated the ratio distribution [15], meaning the probability distribution $P(r)$ of the ratio $r_n = s_n/s_{n-1}$ of two consecutive level spacings $s_n = E_{n+1} - E_n$.

For the conductance we took a disordered wire of width $W = 200 a_0$ and length $L = 1000 a_0$. The end points are connected to heavily doped metal leads, modelled on the lattice by breaking the transverse bonds.

³ In all our systems we truncate the lattice without applying periodic boundary conditions. The parity of the number of lattice sites then does not matter.

⁴ Chiral symmetry means that the Hamiltonian $\sigma_x \sin p_x + \sigma_y \sin p_y$ anticommutes with σ_z , enforcing a $\pm E$ symmetry in the spectrum. This symmetry plays no role in our analysis, because it is broken by the $V\sigma_0$ disorder potential.

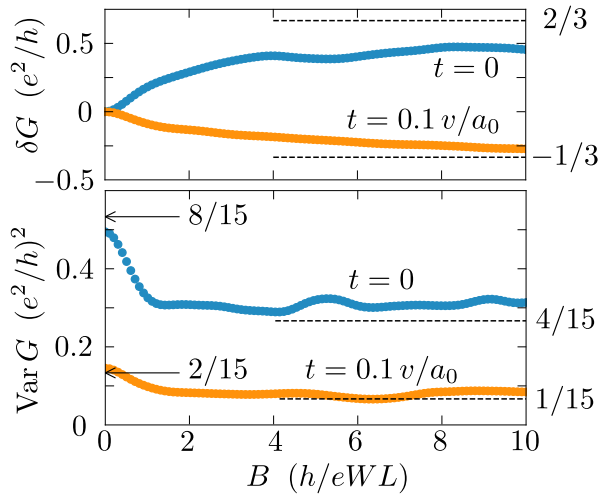


FIG. 3. Magnetic field dependence of the conductance mean $\delta G = \langle G(B) \rangle - \langle G(0) \rangle$ (top panel) and conductance variance $\text{Var } G = \langle G(B)^2 \rangle - \langle G(B) \rangle^2$ (bottom panel), averaged over disorder in a conducting wire (length $L = 1000$, width $W = 200$, disorder strength $V_0 = 0.5 v/a_0$, Fermi energy $E = 0.2 v/a_0$). The blue data points are in the presence of the supercell symmetry ($t = 0$), for the gold data points the symmetry is broken ($t = 0.1 v/a_0$). The arrows and dashed lines indicate the analytical predictions (8) and (9) in the limit $N \rightarrow \infty$.

The transmission matrix \mathbf{t} at Fermi energy E determines the zero-temperature two-terminal conductance $G = (e^2/h) \text{Tr } \mathbf{t} \mathbf{t}^\dagger$. We took $E = 0.2 v/a_0$, when the number of propagating modes through the disordered region equals $N = 52$ (counting degeneracies). The mean free path for $V_0 = 0.5 v/a_0$ is estimated at $l = 150 a_0$, from the Drude formula $G \approx (Ne^2/h)(1 + L/l)^{-1}$. The localization length $\xi = Nl$ is then larger than L , so we are in the diffusive regime.

Fig. 2 shows the transition from the $\beta = 1$ to $\beta = 4$ level spacing and ratio distributions. The transition from weak localization to weak anti-localization is shown in Fig. 3, as well as the transition from $\beta = 1$ to $\beta = 4$ conductance fluctuations. It is difficult to fully reach the large- N regime where the analytical results (8) and (9) apply, so the agreement analytics-numerics remains qualitative for the conductance.

In Fig. 4 we show that the effect of the supercell symmetry is suppressed more rapidly by the spin-independent hopping energy t if we consider the level spacings (when we need $t \gtrsim \delta$) than it is if we consider the conductance (when we need $t \gtrsim E_T$). In the conductance calculations $G \approx 7e^2/h \Rightarrow E_T/\delta \approx 7$, so we expect about an order of magnitude difference in the onset of the two transitions, in accord with Fig. 4.

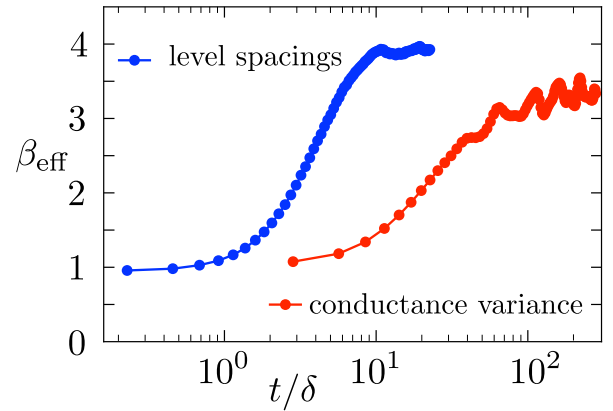


FIG. 4. Transition from $\beta = 1$ to $\beta = 4$ with increasing spin-independent hopping energy t , as measured via the level spacing distribution (red data points, same parameters as in Fig. 2) or via the variance of the conductance (blue data points, same parameters as in Fig. 3, at $B = 0$). The transition is quantified by an effective parameter β_{eff} . For the conductance this is defined by $\beta_{\text{eff}} = \frac{8}{15}(e^2/h)^2(\text{Var } G)^{-1}$. For the level spacing we fitted the data to the Wigner surmise interpolation [16] $P(s) = cs^{\beta_{\text{eff}}} \exp(-c's^2)$, with $s = \delta E/\delta$ and coefficients c, c' such that the zeroth and first moments of $P(s)$ are equal to unity.

V. CONCLUSION

In summary, we have identified a supercell symmetry and a resulting “fake” time-reversal symmetry operation, squaring to $+1$ rather than -1 , which explains the $\beta = 1$ spectral statistics of the Kramers-Weyl Hamiltonian (1) in the absence of the spin-independent hopping term $\propto t \cos p$. The same symmetry is responsible for the appearance of weak localization in the magnetoconductance.

The crossover from $\beta = 1$ to $\beta = 4$ level repulsion happens quickly, when t becomes larger than the mean level spacing δ . The crossover from weak localization to weak antilocalization happens at larger t , larger by a factor of conductance $G \times h/e^2$. This delayed crossover in the magnetoconductance may make the effect of the supercell symmetry more easily observable.

A similar shift of symmetries has been observed when comparing two discretization schemes of lattice Dirac operators on a torus [8, 9]. The Dirac Hamiltonian $-i\nabla \cdot \boldsymbol{\sigma}$ needs a special “staggered” discretization of the spatial derivative to make sure that the low-energy states are only near $\mathbf{p} = 0$. The “naive” discretization $\partial f/\partial x \mapsto (2a)^{-1}[f(x+a) - f(x-a)]$ introduces an additional Dirac cone at $\mathbf{p} = \pi/a$ (fermion doubling [17, 18]).

If one then imposes periodic boundary conditions, the naive discretization obeys the supercell symmetry (5) if the number of lattice sites is even but not if it is odd. The way this works out for the spectral statistics is different in Refs. [8, 9] than it is here, because of the presence of chiral symmetry, but the mechanism is the same.

ACKNOWLEDGMENTS

We have benefited from discussions with Anton Akhmerov. This project has received funding from

the Netherlands Organization for Scientific Research (NWO/OCW) and from the European Research Council (ERC) under the European Union's Horizon 2020 research and innovation programme.

-
- [1] E. P. Wigner, *Random matrices in physics*, SIAM Rev. **9**, 1 (1967).
 - [2] F. Haake, S. Gnutzmann, and M. Kuś, *Quantum Signatures of Chaos* (Springer, Berlin, 2018).
 - [3] F. J. Dyson, *The threefold way: Algebraic structure of symmetry groups and ensembles in quantum mechanics*, J. Math. Phys. **3**, 1199 (1962).
 - [4] T. Guhr, A. Mueller-Groeling, and H. A. Weidenmüller, *Random matrix theories in quantum physics: common concepts*, Phys. Rep. **299**, 189 (1998).
 - [5] Ying-Cheng Lai, Hong-Ya Xu, Liang Huang, Celso Grebogi, *Relativistic quantum chaos — An emergent interdisciplinary field*, Chaos **28**, 052101 (2018).
 - [6] G. Chang, B. J. Wieder, F. Schindler, D. S. Sanchez, I. Belopolski, S.-M. Huang, B. Singh, D. Wu, T. Neupert, T.-R. Chang, S.-Y. Xu, H. Lin, and M. Z. Hasan, *Topological quantum properties of chiral crystals*, Nature Mat. **17**, 978 (2018).
 - [7] C. Shekhar, *Chirality meets topology*, Nature Mat. **17**, 953 (2018).
 - [8] M. Kieburg, J. J. M. Verbaarschot, and S. Zafeiropoulos, *Dirac spectra of two-dimensional QCD-like theories*, Phys. Rev. D **90**, 085013 (2014).
 - [9] M. Kieburg and T. R. Würfel, *Shift of symmetries of naive and staggered fermions in QCD-like lattice theories*, Phys. Rev. D **96**, 034502 (2017).
 - [10] C. W. J. Beenakker, *Random-matrix theory of quantum transport*, Rev. Mod. Phys. **69**, 731 (1997).
 - [11] B. L. Altshuler, *Fluctuations in the extrinsic conductivity of disordered conductors*, JETP Lett. **41**, 648 (1985).
 - [12] P. A. Lee and A. D. Stone, *Universal conductance fluctuations in metals*, Phys. Rev. Lett. **55**, 1622 (1985).
 - [13] C. W. Groth, M. Wimmer, A. R. Akhmerov, and X. Waintal, *Kwant: A software package for quantum transport*, New J. Phys. **16**, 063065 (2014).
 - [14] Our computer codes are available at a repository: doi: 10.5281/zenodo.6394211
 - [15] Y. Y. Atas, E. Bogomolny, O. Giraud, and G. Roux, *Distribution of the ratio of consecutive level spacings in random matrix ensembles*, Phys. Rev. Lett. **110**, 084101 (2013).
 - [16] R. Modak and S. Mukerjee, *Finite size scaling in crossover among different random matrix ensembles in microscopic lattice models*, New J. Phys. **16**, 093016 (2014).
 - [17] H. B. Nielsen and M. Ninomiya, *A no-go theorem for regularizing chiral fermions*, Phys. Lett. B **105**, 219 (1981).
 - [18] D. B. Kaplan, *Chiral symmetry and lattice fermions*, in: *Modern Perspectives in Lattice QCD: Quantum Field Theory and High Performance Computing*, Lecture Notes of the Les Houches Summer School (Oxford University Press, 2009).