

Emotion-Cause Pair Extraction in Customer Reviews

Aishwarya Kaliki

akaliki@usc.edu

Arpit Mittal

arpitm@usc.edu

Jeel Tejaskumar Vaishnav

jvaishna@usc.edu

Nathan Johns

johnsn@usc.edu

Wyatt Pease

wlpease@usc.edu

Abstract

Emotion-Cause Pair Extraction (ECPE) is a complex yet popular area in Natural Language Processing due to its importance and potential applications in various domains. In this report, we aim to present our work in ECPE in the domain of online reviews. With a manually annotated dataset, we explore an algorithm to extract emotion cause pairs using a neural network. In addition, we propose a model using previous reference materials and combining emotion-cause pair extraction with research in the domain of emotion-aware word embeddings, where we send these embeddings into a Bi-LSTM layer which gives us the emotionally relevant clauses. With the constraint of a limited dataset, we achieved . The overall scope of our report comprises of a comprehensive literature review, implementation of referenced methods for dataset construction and initial model training, and modifying previous work in ECPE by proposing an improvement to the pipeline, as well as algorithm development and implementation for the specific domain of reviews.

1 Introduction

Emotions play an important role in the decision-making process of humans and thus, in recent years, extracting emotion from text has seen increased interest due to its possible application in a large number of domains such as business, politics, psychology and social media. However, identifying and extracting emotion is a very complicated task due to the innate subtlety and complexity of emotional expressions and language. It is also a multiclass classification problem that combines both core machine learning techniques in addition to natural language. In many cases, there is also a need to identify the cause of the observed emotions as well, and this has given rise to research on emotion-cause extraction techniques. In their study, [Khunteta and Singh \(2021\)](#) reviewed the most recent research in

this field, detailing the corpus, methodology and evaluation.

An interesting application of emotion-cause extraction is its importance in customer reviews [Gupta et al. \(2010\)](#). From household items, books or movies to hotels and restaurants, reviews are a great way for a consumer to familiarize themselves with the merits and drawbacks of said commodity. However, in many instances, the volume of reviews is so high that it would be impractical to read them all. Emotion-cause extraction would help in understanding why the emotion expressed in the review came to be, and can help pinpoint key issues.

In this project, we use Emotion-Cause Extraction along with Clustering techniques to provide an overview of a product based on the reviews and star-ratings. Firstly, we find the Word2Vec word embeddings for the words in the reviews, and enhance them with emotional context. (Mao et al.) Next, we use clause extraction, a RNN emotion extraction model and a RNN cause extraction model to get cause clause for each review. Then, we vectorize the cause clauses and prepare the data for Agglomerative clustering, clustering reviews for each (product, emotion) pair based on its vector representation. As the final step, for each cluster, we find a head clause and provide a list of the most important or prevalent causes for each (product, emotion) pair.

The goal of this project was to provide a nlp-based method to analyze customer reviews and extract key issues, thereby enabling manufacturers, retailers and service providers to foster a better understanding of the performance of their product or improve their relationship with their customer. It will also help customers to get a better idea of the product without going through the large number of reviews. We achieve this by combining ECPE techniques with other machine learning techniques to build a pipeline for processing reviews in a way that makes them easy to analyze and understand.

2 Related Work

Lee et al. (2010) first presented the task of emotion cause extraction (ECE) and defined this task as extracting the word-level causes that lead to the given emotions in text. They constructed a small scale Chinese emotion cause corpus in which the spans of both emotion and cause were annotated. Based on the above task, there were some other studies that conducted ECE research on their own corpus using rule based methods or machine learning methods.

Chen et al. (2010) suggested that a clause may be the most appropriate unit to detect causes based on the analysis of the corpus in Lee et al. (2010) and transformed the task from word-level to clause-level. They proposed a multi-label approach that detects multi-clause causes and captures the long-distance information. There was a lot of work done based on this task setting. Russo et al. (2011) introduced a method based on the linguistic patterns and common sense knowledge for the identification of Italian sentences which contain a cause phrase. Gui et al. (2014) used 25 manually compiled rules as features, and chose machine learning models, such as SVM and CRFs, to detect causes. Gui et al. (2016) and Xu et al. (2017) released a Chinese emotion-cause dataset using SINA city news. This corpus has received much attention and has become a benchmark dataset for ECE research. Based on this corpus, several traditional machine learning methods and deep learning methods were proposed.

All of the above work attempts to extract word-level or clause-level causes given the emotion annotations. Xia and Ding (2019) proposed a two-step process to extract emotion-cause pairs from documents without the need for annotation. This process first performs individual emotion extraction and cause extraction via multi-task learning, and then conducts emotion-cause pairing and filtering. The experimental results for this work on a benchmark emotion cause corpus (Gui et al., 2016) were quite high. More recently, end-to-end networks such as that proposed by Singh et al. (2021) have shown to provide further improvements over multi-stage approaches by leveraging the mutual dependence between the extracted emotion clauses and cause clauses. (Li et al., 2018) also proposed a context-aware co-attention model for emotion cause pair extraction. Cheng et al. (2020) detailed a methodology that uses local search to pair emotions and causes simultaneously, reducing the search

space and improving efficiency.

In the domain of Sentiment-Aware Word Embeddings, Mao et al. (2019) details a thorough algorithm to add emotional context to Word2Vec embeddings, as well as shows quantifiable improvement in results when used in emotional classification tasks.

3 Architecture and Implementation

The pipeline implemented in the project to achieve our objective can be split into the following steps: data annotation, creation of emotion aware word embeddings, extraction of clauses, extraction of emotions, extraction of causes of said emotions, and clustering of causes to summarize the reviews. Each of these steps are detailed in the following sections.

3.1 Data Annotation

Since there is no benchmark dataset for the ECPE task in the English language and no review dataset annotated with emotions, we have annotated the data manually. We picked 1000 diverse data points equally across 50 products and for each review, we manually annotated the emotion and cause clause pairs.

3.2 Creation of Emotion Aware Word Embeddings

The process for creating emotion-aware word embeddings centered around the idea that words have and use emotional context in addition to syntactic and structural context. To add this to our pipeline, we first start with Word2Vec embeddings for all words in the corpus. This is done using the gensim library and its inbuilt implementation.

Next, we use an emotion lexicon (in our case we used <http://saifmohammad.com/WebPages/lexicons.html>) to identify emotion words in the English language as well as the intensity associated with them.

To identify the emotional context of a word, we calculate the cosine similarity of that word with every emotion word in the lexicon that also occurs in our vocabulary. Doing this for all words and all emotion words generates a similarity matrix between the vocabulary of our corpus and the emotional words present in it.

Adding the emotional context is a slightly more complicated task since any one word can be similar to multiple emotion words. One way to deal with

this is to impose a limit on the number of emotions to add as context. In our specific use case, we decided to set that limit to 2. This is because in the domain of reviews, it is very rare to see more than two main emotions in any one given document.

For each word in the vocab, we then calculated the average emotion embedding by combining the Word2Vec embeddings of the 2 most similar emotion words as a weighted average. The weight of each individual emotion in the final embedding is a function of both the similarity to the original word as well as the intensity of the emotion expressed. Finally, we overlay this emotion embedding with the original Word2Vec embedding of the word to obtain an emotion-aware word-embedding. We repeat this for all words in the vocabulary.

3.3 Extraction of Clauses

To prepare the reviews for processing, we used nltk inbuilt sentence tokenizer to tokenize the sentences from each review. For clause generation, we used the spaCy NLP package (specifically utilizing the en-web-core-trf module for accuracy) to parse the clauses, using each sentence's predicted dependency structure. A dependency structure is determined by the relation between a word (a head) and its dependents, wherein each word is connected to each other by directed links or dependency.

The spaCy engine will determine a ROOT word (usually a finite verb), which forms the structural center of our clause. The roots form the starting point from which the directed links are generated to every other word in the sentence's clauses. We can now predict the clause by finding dependencies of words present before and after the root. Each sentence was processed using the spacy engine, which created the dependency structure for each sentence as well as predicted the parts of speech for each word.

To find the ROOT word of the intended clause (as explained above), we call findRootOfSentence function, which returns the token that has a dependency tag of ROOT as well as the predicted dependency structure for the sentence.

Next, we determine the VERB tokens present in our sentence and their direct dependency on the ROOT word. For this, we used the findOtherVerbs function, to look for tokens that have the VERB part-of-speech tag and has the root token as its only ancestor. In doing this we are finding clausal heads within the sentence that form separate clauses.

Using the getClauseTokenSpanForVerb function, we find the beginning and ending index for the verbs found previously. The function goes through all the verb's children; the leftmost child's index is the beginning index, while the rightmost child's index is the ending index for this verb's clause.

Next we found the clause indices for each verb. The tokenSpans variable contains the list of tuples, where the first tuple element is the beginning clause index and the second tuple element is the ending clause index.

Finally, we create the token Span objects (using the above tokenSpan variables for each clause) in the sentence. We get the Span object by slicing the Doc object and then appending the resulting Span objects to a list.

As a final step, we sort the list to make sure that the clauses in the list are in the same order as in the sentence. The final result is a list of documents tokenized into sentences, which are further split into clauses and then words within.

3.4 Extraction of Emotions

For emotion extraction, we are using review text as input. Firstly, we tokenize the review text into words. Then we convert each word into their emotion-aware embedding. These emotion aware embeddings are then passed into an RNN-classifier (consisting of a BRNN followed by a classifier) which classifies the review text into 8 emotion classes. The output of this model will be used as a signal to the cause extraction model.

The word embeddings are used as a time-step input to the Bi-LSTM. The Bi-LSTM outputs a $2 * 256$ size vector for each time-step. The output of the last time step of Bi-LSTM is passed through a dropout with probability 0.5. We use the output of the last layer as input to a linear layer. The linear layer outputs a vector of size 80 which is passed through the elu nonlinearity function. The output of this layer is further passed to a linear layer which outputs a vector of size 8. This output is further passed to a log softmax function which provides the log-probability for each of the 8 emotions. The training of the model is carried out with the help of the NLL loss function. We are running a stochastic-gradient descent and hence, are using a batch size of 1.

The model was trained for 100 epochs with the help of SGD optimizer with learning rate of 0.003 and momentum of 0.9. The trained model will be

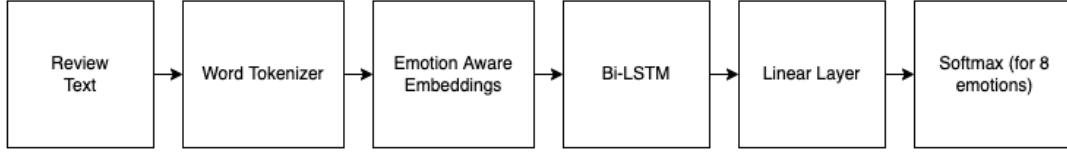


Figure 1: Model to Extract Emotions

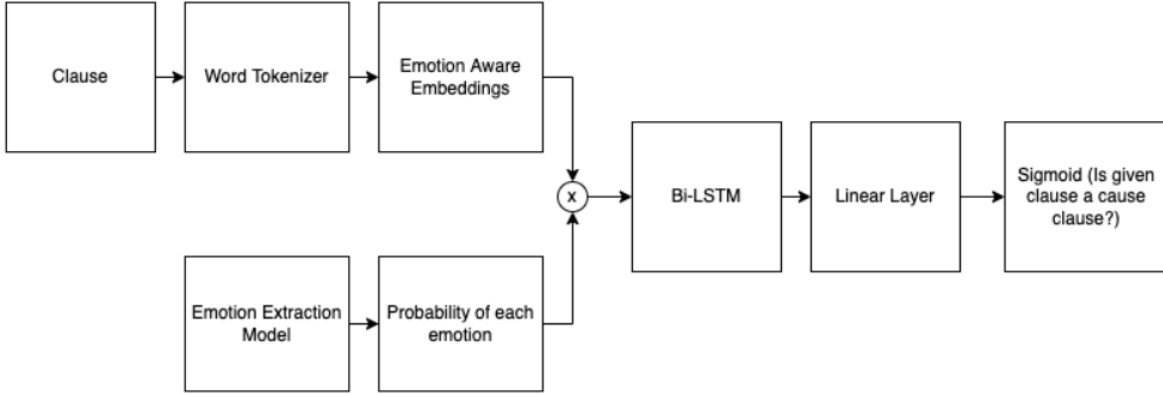


Figure 2: Model to Extract Causes

used to calculate the probability of each emotion. Sample results can be seen in Figures 4 and 5.

3.5 Extraction of Causes

For finding the cause clause, we create a model which predicts whether a given clause is a cause clause or not. For each of the clause, we first tokenize the clause into words and convert each word into embeddings. Now, we create 8 embeddings for each word - one for each emotion. This is created by multiplying each dimension of embedding with the probability of emotion that is outputted from the emotion extraction model. It's possible that a review involves multiple emotions and this step takes into account this subtlety.

The 8 embeddings are passed as an input time step to Bi-LSTM. The Bi-LSTM outputs a $2 * 1024$ size vector for each time-step. The output of the last time step of Bi-LSTM is passed through a dropout with probability 0.5. We use the output of the last layer as input to a linear layer. The linear layer outputs a vector of size 80 which is passed through the elu nonlinearity function. The output of this layer is further passed to a linear layer which outputs a vector of size 8. This output is further passed to a sigmoid function which provides the probability

of the clause being a cause clause. The training of the model is carried out with the help of the BCE loss function. We are running a stochastic-gradient descent and hence, are using a batch size of 1. The clause having the highest probability is selected as the cause clause.

The model was trained for 50 epochs with the help of SGD optimizer with learning rate of 0.003 and momentum of 0.9. Sample results can be seen in Figures 6 and 7.

3.6 Clustering of Causes

Once we get a cause clause for each review, we cluster the reviews to cover most concepts. For example: there might be two reviews stating that the product is cheap. Such reviews will be covered in the same cluster and will be represented by one cause.

To cluster the clauses, we first represent each clause with a vector. Firstly we convert each word of the clause into their corresponding word2vec embedding and emotion-aware embedding. We concatenate these embeddings for each word and then the clause embedding is obtained by max-pooling over these words. Once we get the clause embedding, we use agglomerative clustering to cluster the

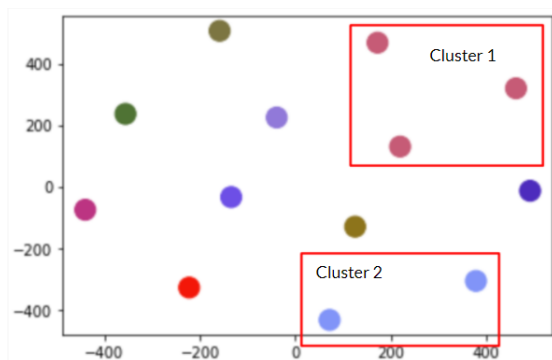


Figure 3: Clusters of Cause Clauses

clauses. We use cosine similarity as the distance function. We are using complete linkage as we want all the clauses in a cluster to be similar to each other. In complete linkage, we calculate the distance between each node of the two clusters and merge the clusters only if the max distance is less than 0.13. We further remove clusters with size < 2 as those clusters are not important.

Once we get a cluster of clauses, we need to represent each cluster with a head clause. The head clause is a clause which is close to every other clause in the cluster. We calculate the largest distance of a clause in a cluster with each clause in a cluster and pick the clause with the smallest max distance as the head clause.

The clustering is done for each (product, emotion) pair. Hence, we get a list of clauses representing each emotion for the product.

4 Results

The results for a product and emotion can be seen in Figure 8.

In our dataset, the emotion and cause clause predictions looks to generate some meaningful results.

The affinity of above clauses can be seen in the graph Figure 3. We have used t-SNE algorithm to reduce the vectors to 2-D. Since there are less reviews, the reduction was not that efficient, but it gives an idea about the affinity.

A quick overview of the project in the form of a video can be found here: <https://www.youtube.com/watch?v=YEUB32NEZmU>. Access to the code and all related files and resources can be found here: <https://github.com/ArpitMittalUSC/Emotion-Cause-Extraction>

5 Future Work

The popular field of emotion-related tasks in Natural Language Processing sees no shortage in opportunities to innovate. Although we achieved our initial objective in this project, there is a lot of potential for future work.

Due to time and resource constraints, we have only managed to run this pipeline on a small dataset. However, training and testing this methodology on a much larger scale would leverage the true power of the pipeline.

Another issue was the lack of a benchmark annotated dataset of emotion-cause pairs in the English language. With improved annotations, the results would improve as well, and if a benchmark dataset is created, it would make it much easier to compare our pipeline with other methodologies that exist for ECPE.

Future work can also include using more complex and computationally intensive models such as Transformers and contextual embeddings to improve performance.

References

- Ying Chen, Sophia Yat, Mei Lee, Shoushan Li, and Chu ren Huang. 2010. Emotion cause detection with linguistic constructions. In *Proceedings of the 23rd International Conference on Computational Linguistics (COLING)*.
- Zifeng Cheng, Zhiwei Jiang, Yafeng Yin, Hua Yu, and Qing Gu. 2020. A symmetric local search network for emotion-cause pair extraction. In *Proceedings of the 28th International Conference on Computational Linguistics*, pages 139–149, Barcelona, Spain (Online). International Committee on Computational Linguistics.
- Lin Gui, Dongyin Wu, Ruifeng Xu, Qin Lu, and Yu Zhou. 2016. Event-driven emotion cause extraction with corpus construction. In *Proceedings of the 2016 Conference on Empirical Methods in Natural Language Processing*, pages 1639–1649, Austin, Texas. Association for Computational Linguistics.
- Lin Gui, Li Yuan, Ruifeng Xu, Bin Liu, Qin Lu, and Yu Zhou. 2014. Emotion cause detection with linguistic construction in chinese weibo text. In *Natural Language Processing and Chinese Computing - Third CCF Conference, NLPCC 2014, Shenzhen, China, December 5-9, 2014. Proceedings*, volume 496 of *Communications in Computer and Information Science*, pages 457–464. Springer.
- Narendra Gupta, Mazin Gilbert, and Giuseppe Di Fabrizio. 2010. Emotion detection in email customer

- care. In *Proceedings of the NAACL HLT 2010 Workshop on Computational Approaches to Analysis and Generation of Emotion in Text*, pages 10–16, Los Angeles, CA. Association for Computational Linguistics.
- Arunima Khunteta and Pardeep Singh. 2021. [Emotion cause extraction - a review of various methods and corpora](#). In *2021 2nd International Conference on Secure Cyber Computing and Communications (IC-SCCC)*, pages 314–319.
- Sophia Yat Mei Lee, Ying Chen, and Chu-Ren Huang. 2010. [A text-driven rule-based system for emotion cause detection](#). In *Proceedings of the NAACL HLT 2010 Workshop on Computational Approaches to Analysis and Generation of Emotion in Text*, pages 45–53, Los Angeles, CA. Association for Computational Linguistics.
- Xiangju Li, Kaisong Song, Shi Feng, Daling Wang, and Yifei Zhang. 2018. [A co-attention neural network model for emotion cause analysis with emotional context awareness](#). In *Proceedings of the 2018 Conference on Empirical Methods in Natural Language Processing*, pages 4752–4757, Brussels, Belgium. Association for Computational Linguistics.
- Xingliang Mao, Shuai Chang, Jinjing Shi, Fangfang Li, and Ronghua Shi. 2019. [Sentiment-aware word embedding for emotion classification](#). *Applied Sciences*, 9(7).
- Irene Russo, Tommaso Caselli, Francesco Rubino, Ester Boldrini, and Patricio Martínez-Barco. 2011. [EMOCause: An easy-adaptable approach to extract emotion cause contexts](#). In *Proceedings of the 2nd Workshop on Computational Approaches to Subjectivity and Sentiment Analysis (WASSA 2.011)*, pages 153–160, Portland, Oregon. Association for Computational Linguistics.
- Aaditya Singh, Shreeshail Hingane, Saim Wani, and Ashutosh Modi. 2021. [An end-to-end network for emotion-cause pair extraction](#).
- Rui Xia and Zixiang Ding. 2019. [Emotion-cause pair extraction: A new task to emotion analysis in texts](#). In *Proceedings of the 57th Annual Meeting of the Association for Computational Linguistics*, pages 1003–1012, Florence, Italy. Association for Computational Linguistics.
- Ruifeng Xu, Jiannan Hu, Qin Lu, Dongyin Wu, and Lin Gui. 2017. [An ensemble approach for emotion cause detection with event extraction and multi-kernel svms](#). *Tsinghua Science and Technology*, 22(6):646–659.

```

❏ Review: We have only been using the product for a couple of weeks now, but it is working great. My wife and my daughter
Original Emotion Index: 4
Predicted probabilities in log: tensor([-1.9131e+01, -2.6128e+01, -1.6509e+01, -2.7565e+01, -2.3842e-07,
-2.5167e+01, -2.4457e+01, -1.6073e+01], device='cuda:0')
Predicted Emotion Index: 4

```

Figure 4: Results of Emotion Extraction on Sample 1

```

❏ Review: The 'newest model' is the Nook Simple Touch with Glowlight, and not this model. It may be the newest without a
Original Emotion Index: 0
Predicted probabilities in log: tensor([-3.0893e-03, -1.4424e+01, -1.9674e+01, -1.8597e+01, -5.7824e+00,
-1.3406e+01, -2.0590e+01, -1.3697e+01], device='cuda:0')
Predicted Emotion Index: 0

```

Figure 5: Results of Emotion Extraction on Sample 2

```

Review: We have only been using the product for a couple of weeks now, but it is working great. My wife and my daughter
Clause 0: it is working great
Probability: 0.05913281813263893
Clause 1: My wife and my daughter both love it
Probability: 0.012292833998799324
Clause 2: find it very easy to use
Probability: 0.9912831783294678
Annotated Clause Index: 2
Predicted Clause Index: 2

```

Figure 6: Results of Cause Extraction on Sample 1

```

Review: Gave this to my granddaughter, who loves it. She uses it all the time and loves the touch feature and ease of d
Clause 0: who loves it
Probability: 0.7745199799537659
Clause 1: uses it all the time
Probability: 5.901847089262446e-06
Clause 2: loves the touch feature and ease of downloading
Probability: 0.9971152544021606
Annotated Clause Index: 2
Predicted Clause Index: 2

```

Figure 7: Results of Cause Extraction on Sample 2

```

Product ID: 3744295508
Emotion: joy

```

```

Cause Clause List:
1. GREAT PRODUCT AT AN EXCELLENT PRICE
2. No problems
3. like I won big on this item
4. It's not top of the line by any means, but certainly a good value for the price
5. ..Works Great
6. Great price too
7. They're fantastic
8. they are inexpensive
9. cable works, I don't see any problems with it, and it is a bunch cheaper than I could get from Best Buy
10. But Amazon always has the best prices
11. cable works FANTASTIC
12. price was right
13. - this one works flawlessly, is twice as long and a fraction of the price

```

```

Cluster 1
Clause-1: It's not top of the line by any means, but certainly a good value for the price
Clause-2: cable works, I don't see any problems with it, and it is a bunch cheaper than I could get from Best Buy
Clause-3: - this one works flawlessly, is twice as long and a fraction of the price
Head Clause: It's not top of the line by any means, but certainly a good value for the price

```

```

Cluster 2
Clause-1: They're fantastic
Clause-2: they are inexpensive
Head Clause: they are inexpensive

```

```

Final Clauses:
Clause-1: It's not top of the line by any means, but certainly a good value for the price
Clause-2: they are inexpensive

```

Figure 8: Results of Emotion Cause Extraction and Clustering