

A Generic Graph Sparsification Framework using Deep Reinforcement Learning

Ryan Wickman, Xiaofei Zhang, Weizi Li
University of Memphis
{rwickman, xiaofei.zhang, wli}@memphis.edu

Abstract—The interconnectedness and interdependence of modern graphs are growing ever more complex, causing enormous resources for processing, storage, communication, and decision-making of these graphs. In this work, we focus on the task *graph sparsification*: an edge-reduced graph of a similar structure to the original graph is produced while various user-defined graph metrics are largely preserved. Existing graph sparsification methods are mostly sampling-based, which introduce high computation complexity in general and lack of flexibility for a different reduction objective. We present SparRL, the *first generic and effective graph sparsification framework* enabled by deep reinforcement learning. SparRL can easily adapt to different reduction goals and promise graph-size-independent complexity. Extensive experiments show that SparRL outperforms all prevailing sparsification methods in producing high-quality sparsified graphs concerning a variety of objectives.

Index Terms—graph sparsification, deep reinforcement learning

I. INTRODUCTION

Graphs are the natural abstraction of complex correlations found in numerous domains including social media [1], communications [2], transportation and telematics [3], [4], and medicine discovery [5]. Consequently, different types of graphs have been a main topic in many scientific disciplines such as computer science, mathematics, engineering, sociology, and economics. The study of the interconnectedness of the graphs can lead to local/global information inferring as well as latent structure discovery, thus benefiting various downstream applications. However, the complexity of subject graphs in modern studies tends to ever-increase because of the explosive growth of the Internet and our computing capabilities. These features cause the exploration, analysis, and utilization of a graph very inefficient.

Thus, the topic *graph sparsification* has emerged in the past two decades [6], [7], where the objective is to prune edges from a graph to produce a sparsified graph while preserving user-defined metrics in query evaluation or knowledge inferring. As an example, commonly adopted metrics include the graph spectrum and the effective resistance of edges [8], [9]. Sparsification techniques developed w.r.t these metrics have been applied to domains such as power grid management [10], [11], integrated circuit simulation [12], and influence maximization [13], [14].

Nevertheless, most graph sparsification techniques that exist to date are sampling-based [15]. While effective, they all introduce high computation complexity (due to the involvement of many matrix operations) and lack the flexibility to preserve

different graph properties in many applications (since the sampling technique needs to be tailored for each application), e.g., approximate graph analysis [16]–[19], privacy preserving [20], [21], and representation learning [22]. Thus, a general, flexible graph sparsification technique for various reduction objectives and application domains is highly desired.

We present SparRL, a general graph sparsification framework empowered by deep Reinforcement Learning (RL) that can be applied to any edge sparsification task with a customized reduction goal. Consider the example shown in Figure 1, by setting modularity preservation as the edge reduction objective function, SparRL can prune a user-defined number of edges from the original graph and still preserve the substructure modularity. To improve the learning efficiency and convergence rate of SparRL, we initialize the initial state by randomly sparsifying the graph before each training episode, use Double DQN [23] with Prioritized Replay [24], and employ ϵ -greedy exploration for searching for the optimal pruning strategy.

We test SparRL using a wide range of graph datasets and metrics including PageRank, community structure, and pairwise shortest-path distance. As a result, SparRL outperforms all baselines on preserving PageRank, community structure, and single-pair shortest path (SPSP) at a variety of edge-kept ratios.

In summary, the contributions of SparRL are the following:

- A novel reinforcement learning-based general-purpose graph sparsification framework with modular, task-adaptive, and easily modifiable components;
- Task flexibility because of the plug-in reward function;
- Task scalability as SparRL’s time complexity is independent of the size of a graph; and
- Simple to use time v.s. performance trade-offs.

The source code of SparRL can be found at <https://github.com/rwickman/SparRL-PyTorch>.

II. RELATED WORK

Originated from the cut problem [27], graph sparsification has drawn extensive research interests [8], [9], [28]–[30]. A straightforward approach to this problem is to remove edges from a graph with probabilities proportional to the edge weights. However, this approach may fail for a highly structured graph, e.g., a graph with a small cut value where the sampling may exclude the cut edges, thus losing the connectivity of the original graph. An improved approach is to use the k -neighbors sparsifier [31], which performs local sparsification node-by-node via retaining edges of nodes that have smaller

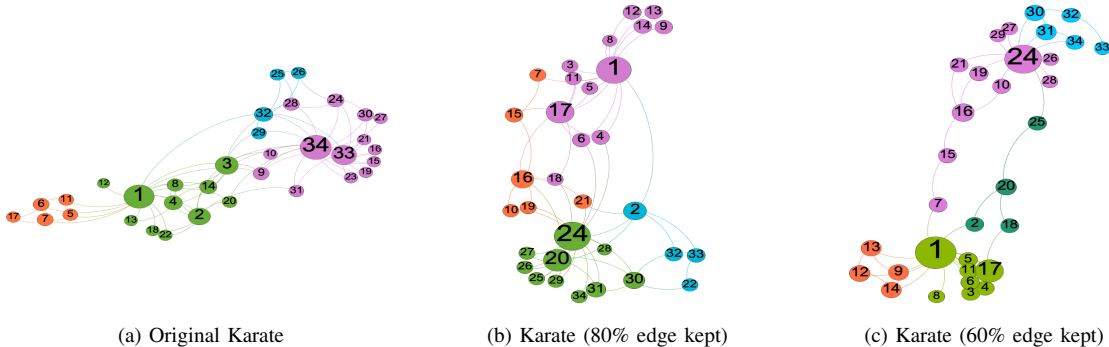


Fig. 1: Applying SparRL to Zachary’s karate club [25] graph by setting modularity preservation the edge reduction goal. Different colors denote different modularity-based partitions, while a node size scales with its degree. Modularity partition computed and plotted with Gephi [26].

degrees than a predefined threshold τ and removing edges of nodes (proportionally to their weights) that have larger degrees than τ . Another method is to remove edges proportionally to their effective resistance, which measures the importance of an edge in preserving the minimum distance between two nodes. This approach will result in only essential edges (on the order of $O(n \text{polylog} n)$) being kept. Although there has been advancement in a fast approximation of effective resistance [32], [33], the graph size remains a dominating factor affecting the computing complexity.

A related line of research in graph theory, namely graph spanner [34], aims to compute a subgraph that satisfies certain reachability or distance constraints, e.g., t -spanner [35], [36], where the geometric distance of every vertices pair in the subgraph is at most t times of the real distance in the original graph. Therefore, t is also named the stretch parameter, which needs to be specified for a spanner algorithm. However, a spanner has no guarantee on the edge reduction ratio. In contrast, SparRL takes the edge reduction ratio as input and make edge pruning decision via a learned model aiming to best preserve the desired graph structural property. Moreover, techniques developed for the spanner problem are subject to geometric distance preservation, which makes them hard to generalize to a variety of sparsification objectives. More details on traditional graph sparsification techniques can be found in survey papers [6], [7].

In recent years, learning-based algorithms have gained popularity as they allow for direct optimizing a task’s objective and have demonstrated superior performance compared to traditional methods. However, few work exists on learning to sparsify a graph. One related study is GSGAN [37] which approaches graph sparsification using GAN [38]. The goal is to preserve the community structure of a graph by learning to generate a new graph. Despite the effectiveness, GSGAN could introduce edges that do not present in the original graph, thus compromising the graph sparsification objective on many real-world networks where establishing new edges/connections is resource-intensive (e.g., road network). Another study, RNet-DQN [39], uses RL to enhance the resilience of graph via

adding edges instead of pruning edges. GDPNet [40] also uses RL to process graphs, but the goal is representation learning instead of graph sparsification.

The most relevant study to ours is NeuralSparse [41], whose focus is again representation learning and not *generic graph sparsification*. To be specific, NeuralSparse uses two networks to perform a task: the first network produces a sparsified graph via supervised learning; the produced graph then goes through a graph neural network for a downstream classification task. The incurred errors on the classification task are used to tune both networks. While effective, NeuralSparse subjects to two limitations from being a generic graph sparsification tool. First and foremost, the “quality” of the sparsified graph cannot be directly assessed but depends on an additional graph neural network. Second, the learning paradigm is limited to classification. Due to these constraints, analytic benchmarks such as node-centrality or shortest-path computing from classical graph sparsification studies are omitted [41]. In comparison, SparRL outputs a sparsified graph where existing graph analytic benchmarks (and algorithms) can be directly applied. To the best of our knowledge, SparRL is the first task-adaptive and effective graph sparsification framework empowered by deep RL.

III. PRELIMINARIES

Given a T -step episodic task, at each timestep $t \in [1, T]$, the RL agent uses its policy $\pi_\theta(a_t|s_t)$ to choose action a_t based on state s_t from the environment. Then, the environment responds with reward r_t and next state s_{t+1} . This sequential decision-making process is formulated as a Partially-Observable Markov Decision Process (POMDP) defined by the tuple $(\mathcal{S}, \mathcal{A}, P, R, \Omega, \mathcal{O}, \gamma)$, where \mathcal{S} is the state space, \mathcal{A} is the action space, $P(s'|s, a)$ is the transition probability function, R is the reward function, Ω is the set of observations, \mathcal{O} is the observation probability function, and $\gamma \in [0, 1]$ is the discount factor. The objective of the RL agent is to find π_θ that can maximize the sum of discounted rewards, or the *return* $R_t = \sum_{i=t}^T \gamma^{i-t} r_i$.

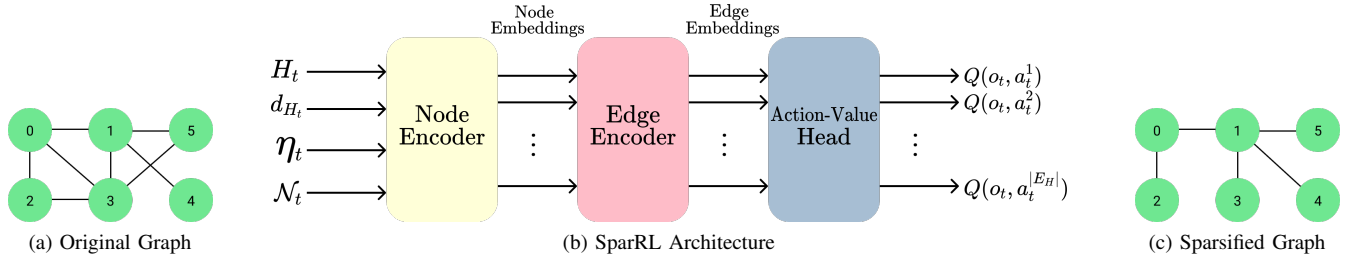


Fig. 2: The SparRL model architecture consists of the node encoder, edge encoder, and action-value head. The input to the model includes the subgraph H_t , the degrees of the nodes d_{H_t} , the ratio of edges still in the graph η_t , and the one-hop neighborhood of the set of nodes in H_t . The node encoder uses a GAT [42] on the one-hop neighborhood of each node embedding to create a new node embedding which is then combined with its degrees and η_t . The edge encoder combines each pair of nodes that represent an edge. The action-value function edge produces the q-value for each edge.

Related to (PO)MDP is the concept of Q-function $Q^\pi : \mathcal{S} \times \mathcal{A} \rightarrow \mathbb{R}$, which describes the total expected reward by taking action a in state s and then following policy π thereafter. The element that we want to obtain is the optimal Q-function Q^* , from which we can trivially derive the optimal policy $\pi^*(s) = \operatorname{argmax}_a Q^*(s, a)$. One way to learn Q^* is through Q-learning [43]:

$$Q_{t+1}(s_t, a_t) \leftarrow \alpha_t [r_{t+1} + \gamma \max_{a'} Q_t(s_{t+1}, a') - Q_t(s_t, a_t)] + Q_t(s_t, a_t)$$

, where $\alpha_t \in (0, 1]$ is the step size. Accompanying the rise of deep learning, many variations of Q-learning have been developed, among which Deep Q-Network (DQN) [44] has gained popularity due to its success in playing Atari games. There exist several major improvements of DQN, including Double DQN [23], Prioritized Replay [24], and Dueling DQN [45]. In this work, we choose Double DQN and Prioritized Replay as a component of SparRL since it has significant improvement over DQN with small code changes.

IV. SPARRL FRAMEWORK

In this section, we first provide an overview of our approach, then detail its components and design rationale.

A. Framework Overview

The aim of this work is to apply a reinforcement learning-based approach to find an edge sparsified graph $G' = (V, E')$, where V represents the set of nodes in the graph and E' represents the set of edges in the sparsified graph, that approximates the original graph $G = (V, E)$, where E is the set of edges in the original graph, measured over some user-defined performance metric.

We treat this as an episodic task, where SparRL sequentially prunes edges from G up until T edges have been removed. Each timestep t , an edge-induced subgraph $H_t = (V_{H_t}, E_{H_t})$, where V_{H_t} represents the set of nodes and E_{H_t} represents the set of edges in the subgraph at timestep t , is constructed by sampling a subset of $|E_H|$ edges from the current sparsified graph's edges E'_t , thus $V_{H_t} \subseteq V$ and $E_{H_t} \subseteq E'$. Then, SparRL's action a_t consists of choosing an edge to prune from E_{H_t} .

This process of sampling and pruning an edge repeats for T timesteps to produce G'_T . For ease of notation, we will remove the t subscript whenever we are not referring to an arbitrary timestep in an episode; for example, $|E_H|$ represents the subgraph length for all timesteps, rather than belonging uniquely to a timestep. We describe this process in Algorithm 1.

Algorithm 1: SparRL Framework

input : $G = (V, E)$, T (the number of edges to prune)
output: the sparsified graph $G' = (V, E')$
 $G' \leftarrow \text{clone } G$
for $t = 1$ **to** T **do**
 $H_t \leftarrow$ Randomly sample a subgraph of $|E_H|$ edges from G'
 $d_{H_t} \leftarrow$ Degrees of nodes in H_t
 $\eta_t \leftarrow \frac{|E'_t|}{|E|}$
 $\mathcal{N}_t \leftarrow$ One-hop neighborhood of nodes in H_t
 $q_values \leftarrow f_{\text{SparRL}}(H_t, d_{H_t}, \eta_t, \mathcal{N}_t)$
 $a_t \leftarrow \operatorname{argmax}_a q_values$
Prune edge a_t from G'
end for
return G'

During training, we exploit the simplicity of the environment, by allowing the initial state s_1 to be sampled from any state in the state space \mathcal{S} . This is implemented as a preprocessing step, where before each episode, we randomly prune T_p edges from G to produce the initial sparsified graph at the first timestep G'_1 . The number of edges to randomly prune is sampled from a discrete uniform distribution $T_p = \mathcal{U}(0, |E| - T_{max})$, where T_{max} is the maximum number of edges to prune each episode. The upper bound in this case $|E| - T_{max}$ is to prevent pruning more than $|E|$ edges from the graph.

There are a few of benefits of performing this preprocessing step. First, the size of the state space is equivalent to the cardinality of the power set of the edges $|\mathcal{P}(E)|$. So, for any reasonably sized graph, it is trivial to show that it essentially intractable to visit every state. Thus, this step provides sufficient coverage of the space by randomly sampling states to visit. Second, without this step, the requirement for SparRL to reach a particular state with an edge-sparsified graph G' whose set of edges is E' , is to first prune $|E| - |E'|$ edges. Therefore, this requirement is removed, which enables more efficient training.

Algorithm 2: Training SparRL

```
input :  $G = (V, E), T_{max}, num\_episodes, |E_H|$ 
for  $i = 0$  to  $num\_episodes$  do
   $G' \leftarrow$  clone  $G$ 
  Sample  $T_p \sim \mathcal{U}(1, |E| - T_{max})$ 
  Randomly prune  $T_p$  edges from  $G'$ 
  Sample  $T \sim \mathcal{U}(1, T_{max})$ 
  for  $t = 1$  to  $T$  do
     $H_t \leftarrow$  Randomly sample a subgraph of  $|E_H|$  edges from  $G'$ 
     $d_{H_t} \leftarrow$  Degrees of nodes in  $H_t$ 
     $\eta_t \leftarrow \frac{|E'_t|}{|E|}$ 
     $\mathcal{N}_t \leftarrow$  One-hop neighborhood of nodes in  $H_t$ 
     $q\_values \leftarrow f_{SparRL}(H_t, d_{H_t}, \eta_t, \mathcal{N}_t)$ 
     $a_t \leftarrow$  Use  $\epsilon$ -greedy exploration to sample action from  $q\_values$ 
    Prune edge  $a_t$  from  $G'$ 
     $r_t \leftarrow R(G')$ 
    Save timestep trajectory  $(o_t, o_{t+1}, a_t, r_t)$  in replay buffer
    Train  $f_{SparRL}$  on batch of trajectories from replay buffer
  end for
end for
```

Third, it makes exploration invariant from the behavior of the reinforcement learning policy. This can help prevent early convergence to local optima, as the states that it visits won't be entirely based on the current policy.

We describe the full training procedure in Algorithm 2. This differs from the Algorithm 1 as its objective is to train the network, using the preprocessing step just described and other things will go more into detail in later sections, as opposed to getting an edge-sparsified graph at a particular edge-kept ratio.

B. MDP Formulation

We formalize the task of sparsification as a POMDP that is solved using reinforcement learning. The state space $s_t \in S$ is defined over every possible edge-sparsified graph G' , and thus its edges E' can be any element in the power set of the edges in the original graph; $E' \in \mathcal{P}(E)$ and V is assumed to be fixed. The action space $\mathcal{A} \in a_t$ is defined over the set of edges that can be pruned from a given subgraph H_t . The reward $r_t \in \mathbb{R}$ is dependent on the properties of the graph that is encouraged to preserve, and thus will be discussed later in the experiments section. The transition probability function $P(s_{t+1}|s_t, a_t)$ is deterministic as the action a_t is fully described by the next state s_{t+1} . That is, when the edge referenced by a_t is pruned, the next state is simply $s_{t+1} = G'_{t+1} = (V, E'_t \setminus a_t)$. The observation probability function \mathcal{O} is defined over every possible randomly sampled subgraph H_t , and thus assigns a uniform probability to every possible element in this set. The set of observations $o_t \in \Omega$, is defined over what we provide as input into the policy of SparRL. This includes the subgraph H_t , the degrees of all the nodes in the subgraph d_{H_t} , the ratio of edges left in the graph $\eta_t = |E'_t|/|E|$, and the one-hop neighborhood of the set of nodes in H_t , which is $\mathcal{N}_t = \{(u, v) \in E | u \in V_{H_t} \text{ and } v \in V\}$.

Now, we will provide justification for our input into the policy. The naive choice is to set $o_t = H_t$, which would be a perfectly reasonable choice as input. However, this

provides no context on the global state of the graph at the current timestep G'_t beyond $E_{H_t} \subseteq E'_t$. It's trivial to see that many different edge-sparsified graphs could contain this same subgraph. The degrees of the nodes in subgraph d_{H_t} and the one-hop neighborhood \mathcal{N}_t are used to inject local context into o_t . The ratio of edges left in the graph η_t provides some global context. All of these inputs assist the policy by reducing the candidates of possible states of s_t , because the policy can identify what set of states corresponds to these properties.

The discovery of the true s_t that corresponds with the current o_t is important, because it helps disambiguate what the true underlying optimal edge sparsification strategy would be in o_t .

C. Policy Learning

We use Double DQN [23] to represent the SparRL sparsification policy that is parameterized by a deep neural network. The policy is trained over a sampled batch of trajectories, sampled using prioritized replay [24].

The model architecture, shown in Figure 2, is composed of the node encoder, edge encoder, and action-value head. The node encoder first looks up the initial node embedding for all the nodes in the graph, which are trained jointly with the model. Then, the node encoder uses a GAT [42] that applies self-attention to the neighborhood of each node to produce a new node embedding. Each node embedding of the subgraph is then separately combined with its degrees, in-degree, and out-degree if the graph is directed, and the ratio of edges left in the graph η_t . The edge encoder, for every edge, combines the two node embeddings that represent an edge to form an edge embedding. Finally, the action-value head outputs the q-values $Q(o_t, a_t^1) \dots Q(o_t, a_t^{|E_H|})$, for each edge in the subgraph where a_t^i for $i \in [1, |E_H|]$ gives the index of the edge in the subgraph. The GAT in the node encoder uses a single fully-connected layer with 1 unit for computing the attention coefficients, both the main parts of the node encoder and edge encoder consist of two fully-connected layers with 128 units each that are followed by LeakyReLU activation, and the action-value head consists of a single fully-connected layer with one unit.

Thus, the model approximates the Q-value function:

$$f_{SparRL}(H_t, d_{H_t}, \eta_t, \mathcal{N}_t) = Q(o_t, a_t^1), \dots, Q(o_t, a_t^{|E_H|}). \quad (1)$$

Each edge of the subgraph is independently run through the network, so the subgraph length $|E_H|$ is not constrained by the network. Therefore, any number of edges can be considered to be pruned at each timestep during test time.

V. EXPERIMENTS

We validate the effectiveness of SparRL using a variety of real-world datasets and test its performance over several metrics. The key observations include:

- SparRL demonstrates superior performance to existing sparsification methods on representative graph metrics over graphs of different scales;

- SparRL can outperform the t -spanner method for preserving Single-Pair-Shortest-Path (SPSP) distances at the same edge kept ratio; and
- SparRL allows for a simple time vs. performance trade-off by modifying $|E_H|$.

A. Experiment Setup

Datasets. We test SparRL using graphs from a variety of domains: Twitter [46], Facebook [46], YouTube [47] (top-100 communities), Amazon [48] (top-500 communities), Email-Eu-Core [49], and CiteSeer [50]. Table I summarizes the number of nodes and edges of each graph.

Baseline Methods. We compare SparRL with a wide range of sparsification methods:

- **Random Edge (RE):** RE randomly prunes a given percentage of edges.
- **Local Degree (LD)** [51]: For each node $v \in V$, the edges in the top $\lfloor \deg(v)^\alpha \rfloor$ are kept in G' , where $\alpha \in [0, 1]$.
- **Edge Forest Fire (EFF)** [51]: Based on the Forest Fire node sampling algorithm [52], a fire is started at a random node and burns approximately $p/(1-p)$ neighbor, where p is the probability threshold of burning a neighbor. Any burnt neighbors are added to a queue to also have a fire started on them. It prunes edges based on the number of times each edge was visited.
- **Algebraic Distance (AD)** [53]: Based on random walk distance, the algebraic distance $\alpha(u, v)$ between two nodes is low if there is a high probability that a random walk starting from u will reach v using a small number of hops. It uses $1 - \alpha(u, v)$ as the edge score so that short-range edges are considered important.
- **L-Spar (LS)** [54]: LS applies the Jaccard similarity function to nodes u and v 's adjacency lists to determine the score of edge (u, v) . It then ranks edges locally (w.r.t each node) and prunes edges according to their ranks.
- **Simmelian Backbone (SB)** [55]: SB measures each edge (u, v) 's Simmelianness weight via the shared neighbors of u and v . Then, for each u , it ranks its neighbors w.r.t the edge weights in descending order. During sparsification, SB will prune each node's lower-ranked edges according to a given edge-prune ratio.
- **Quadrilateral Simmelian Backbone (QSB)** [56]: QSB measures each edge (u, v) 's Simmelianness weight via the shared quadrangles of u and v . Then, it follows the same pruning strategy as that of SB.

Metrics. We assess the sparsification methods by examining how well they preserve the topological structure of the original graph w.r.t different metrics, namely PageRank, community structures, and pairwise shortest path distance [51]. For each metric, we evaluate the performance of a sparsification method by running the method eight times independently and report the average.

SparRL Setup. Next, we detail our hyperparameter values and settings that are associated with the Double DQN algorithm used by our sparsifier agent. We update the target DQN network

by applying soft updates after training on a batch of trajectories each timestep: $\theta'_{target} \leftarrow \varphi \theta_{target} + (1 - \varphi) * \theta$, where θ_{target} are the parameters of the target DQN network and θ are the parameters of the current DQN network policy. We find that $\varphi = 0.005$ corresponds to stable results. We use $\alpha = 0.8$ and $\beta = 0.4$ for Prioritized Replay, $\gamma = 0.99$ for the discounted return, use a batch size of 32, and initially set $\epsilon = 0.99$ for ϵ -greedy exploration and decay it to 0.05 over the first 10k policy update steps. We keep the learning rate of the model fixed at 0.0002 during the entire training process.

When training the model for all experiments we set $T_{max} = 32$, where we sample T between $[1, T_{max}]$ before each episode and train until negligible improvements are found over pruning 10% of the edges. We set the maximum 1-hop neighborhood of each node to 64, and randomly sample from this set if it is greater to form \mathcal{N}_t . Training the SparRL networks typically takes 1h–4h for the smaller graphs and roughly 6h–12h for the larger graphs using an Intel Core i9-11900k CPU and RTX 3090 GPU. However, the run-time complexity is simply $O(|E_H| \times T)$ as we are predicting over a subgraph of length $|E_H|$ for a total of T times. We set $|E_H|$'s default value as 32 and study the impact of $|E_H|$ in Section V-C.

When evaluating various test datasets, we act greedily w.r.t the learned DQN policy and prune the edge that corresponds to the maximum q-value in the output.

B. Effectiveness of SparRL

PageRank Preservation. PageRank serves as a critical centrality metric for many ranking-based graph applications. We examine the sparsification methods by comparing the Spearman's ρ rank correlation coefficient [57] between the PageRank score of the original graph and of the sparsified graph at multiple edge-kept ratios, defined as $\eta = |E'|/|E|$. We define the reward for PageRank as the difference of Spearman's ρ rank correlation coefficients between G' and G :

$$r_{pr} = \rho_{G'} - \rho_G, \quad (2)$$

where $\rho_{G'}$ is the Spearman's ρ for the sparsified graph G and ρ_G is the Spearman's ρ for the original graph G . We plot the performance comparison of SparRL against all other methods over Twitter, Facebook, and Amazon (Top-500 Comm.) graphs in Figure 3 and detail all the Spearman's ρ values in Table II. It shows that SparRL consistently outperforms other methods at various edge kept ratios (η), especially when η is small.

Community Structure Preservation. We use the Adjusted Rand Index (ARI) [58] to measure the effectiveness of SparRL on preserving the community structure of a graph by comparing non-overlapping ground truth communities to those found using the Louvian method [59] at multiple edge-kept ratios. We define the reward function as the different between ARI scores for G and G' :

$$r_{com} = ARI(G') - ARI(G) + r_{label}, \quad (3)$$

TABLE I: Graph datasets used in the experiments.

Graphs	Twitter	Facebook	YouTube	Amazon	Email	CiteSeer
$ V $	81,306	4,039	4,890	4,259	1,005	3,264
$ E $	1,768,149	88,234	20,787	13,474	16,064	4,536

TABLE II: Comparison of PageRank preservation via the Spearman’s ρ index, where η is the edge kept ratio.

Method	Twitter				Facebook				Amazon (Top-500 Comm.)			
	$\eta=0.2$	$\eta=0.4$	$\eta=0.6$	$\eta=0.8$	$\eta=0.2$	$\eta=0.4$	$\eta=0.6$	$\eta=0.8$	$\eta=0.2$	$\eta=0.4$	$\eta=0.6$	$\eta=0.8$
SparRL	0.846	0.944	0.984	0.995	0.942	0.982	0.996	0.998	0.779	0.907	0.944	0.988
LD	0.512	0.775	0.876	0.929	0.899	0.979	0.995	0.995	0.755	0.884	0.929	0.978
RE	0.763	0.864	0.924	0.967	0.802	0.905	0.955	0.982	0.549	0.749	0.871	0.948
EFF	0.628	0.725	0.811	0.892	0.629	0.801	0.919	0.980	0.669	0.728	0.888	0.969
AD	0.520	0.690	0.837	0.940	0.408	0.519	0.637	0.782	0.230	0.341	0.553	0.769
LS	0.771	0.826	0.857	0.892	0.648	0.830	0.924	0.960	0.589	0.640	0.763	0.859
SB	0.581	0.689	0.761	0.811	0.379	0.582	0.681	0.740	0.247	0.348	0.397	0.399
QSB	0.642	0.746	0.794	0.821	0.512	0.585	0.671	0.737	0.280	0.354	0.399	0.399

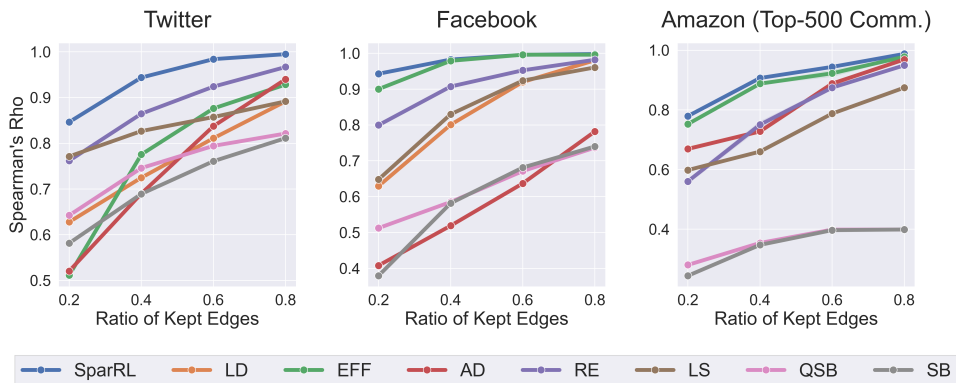


Fig. 3: PageRank preservation measures over Spearman’s ρ . SparRL outperforms all other methods on all cases.

where $ARI(G')$ is the Louvian ARI score on G' and $ARI(G)$ is the original Louvian ARI score on G . The other reward, r_{label} , is defined as:

$$r_{label} = \begin{cases} 1 & l_{a_{t0}} == l_{a_{t1}} \\ -1 & else \end{cases}, \quad (4)$$

where $l_{a_{t0}}$ is the label of the source node pruned at timestep t and $l_{a_{t1}}$ is the label of the destination node. We add this auxiliary reward to encourage the agent to not prune an edge if its two nodes belong to the same community.

The results in Figure 4 and Table III show that SparRL consistently outperforms other methods on the YouTube (Top-100 Comm.), Email, and Amazon (Top-500 Comm.) graphs.

Shortest Path Distance Preservation. To test the ability of various sparsification methods in preserving the pairwise shortest path distance, We define the reward function for single-pair shortest path (SPSP) as follows:

$$r_{spsp} = \frac{1}{|P|} \sum_{(u,v) \in P} dist(u,v)_{G'} - dist(u,v)_G, \quad (5)$$

where P is the set of SPSP pairs, and $dist(u,v)_{G'}$ is the SPSP distance between u and v in the sparsified graph G' , and $dist(u,v)_G$ is the SPSP distance between node u and node v in the original graph G . In the case where v becomes unreachable from u in G' , we set this difference equal to $|V|$, as this is greater than the maximum path length by 1.

During training, the set of SPSPs P is created at each timestep before an edge is pruned. When the model chooses an edge to prune a_t , we sample random nodes and compute their shortest paths from the source node and destination node of a_t . This design is to leverage the optimal substructure property of shortest paths. That is, the only way a SPSP, for example from u to v , will be affected by pruning edge a_t is if it is contained in that path. This is because the SPSP between u and v must be composed of the SPSP from u to the source node in a_t and the SPSP from the destination node in a_t to v . Thus, when a_t

TABLE III: Comparison of community structure preservation over the ARI index, where η is the edge kept ratio.

Method	YouTube (Top-100 Comm.)				Email-Eu-Core				Amazon (Top-500 Comm.)			
	$\eta=0.2$	$\eta=0.4$	$\eta=0.6$	$\eta=0.8$	$\eta=0.2$	$\eta=0.4$	$\eta=0.6$	$\eta=0.8$	$\eta=0.2$	$\eta=0.4$	$\eta=0.6$	$\eta=0.8$
SparRL	0.084	0.230	0.323	0.253	0.651	0.705	0.527	0.429	0.248	0.285	0.257	0.269
LD	0.052	0.082	0.150	0.145	0.278	0.30	0.278	0.207	0.240	0.238	0.236	0.236
RE	0.048	0.144	0.157	0.152	0.226	0.318	0.348	0.312	0.141	0.224	0.236	0.235
EFF	0.029	0.092	0.117	0.134	0.407	0.385	0.347	0.334	0.109	0.180	0.223	0.232
AD	0.035	0.068	0.111	0.143	0.263	0.272	0.284	0.333	0.105	0.169	0.210	0.234
LS	0.016	0.071	0.150	0.147	0.446	0.390	0.375	0.319	0.209	0.250	0.249	0.245
SB	0.039	0.127	0.161	0.166	0.274	0.326	0.365	0.358	0.225	0.225	0.235	0.249
QSB	0.045	0.095	0.132	0.166	0.408	0.435	0.349	0.291	0.123	0.206	0.233	0.248

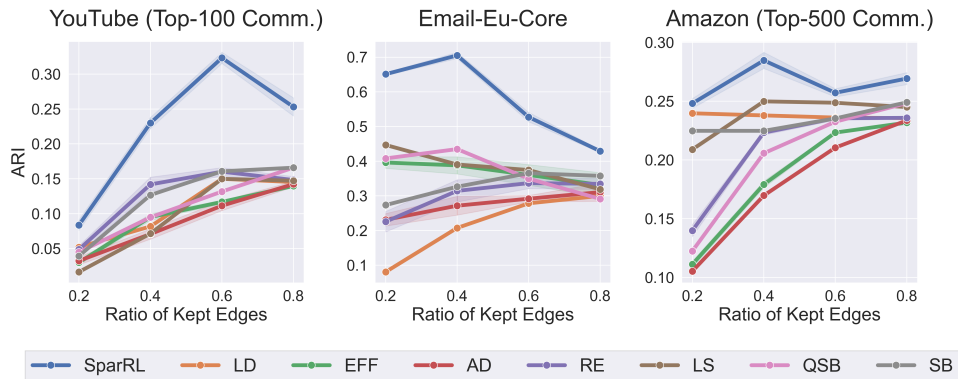


Fig. 4: Community structure preservation measures over ARI score. SparRL outperforms all other methods on all cases.

TABLE IV: Comparison of SPSP preservation over the average increase of distance, where η is the edge kept ratio.

Method	Citeseer				Email-Eu-Core				Amazon (Top-500 Comm.)			
	$\eta=0.2$	$\eta=0.4$	$\eta=0.6$	$\eta=0.8$	$\eta=0.2$	$\eta=0.4$	$\eta=0.6$	$\eta=0.8$	$\eta=0.2$	$\eta=0.4$	$\eta=0.6$	$\eta=0.8$
SparRL	2773	2473	338	15	0.326	0.133	0.07	0.021	281	106	0.518	0.24
LD	2896	2898	2899	730	0.355	0.16	0.078	0.033	299	121	77	9
RE	3233	2997	2047	1081	309	170	96	41	2930	1077	364	117
EFF	3064	2645	1896	696	173	56	30	18	2042	1126	211	56
AD	3252	3237	3165	2995	728	382	240	106	3803	3188	2460	1396
LS	3230	3232	3204	1191	107	54	32	31	2537	813	519	400
SB	3252	3192	3192	3191	891	531	321	250	2088	2084	1865	1400
QSB	3250	3192	3193	3193	970	465	364	292	3783	3022	2356	1319

is pruned, a new SPSP must be generated between u and v that does not contain the edge a_t .

During test time, however, we run a maximum of 8196 randomly sampled Single-Pair Shortest Path (SPSP) queries over the graph and keep them fixed for the entire episode. The results are given in Figure 5 and in Table IV which show that SparRL consistently outperforms other methods on the CiteSeer, Email, and Amazon (Top-500 Comm.) graphs.

Comparing SparRL and t -Spanner. As t -spanner provides a way to sparsify a graph while preserving the geometric distance between a pair of nodes at most t times of the original distance, we conduct an experiment study on comparing the

TABLE V: SparRL v.s. t -spanner for various t . ($x\%$: edge kept ratio)

Method	$t=3$ (99.65%)	$t=4$ (99.63%)	$t=8$ (97.82%)	$t=16$ (93.74%)	$t=32$ (90.78%)
t -spanner	0.0082	0.0054	0.0405	0.1187	0.1911
SparRL	0.0031	0.0043	0.0350	0.0974	0.1820

performance of SparRL and a popular spanner algorithm given in [60]. Due to the fact that spanner algorithms cannot guarantee the number of edges to prune, we run the NetworkX [61]

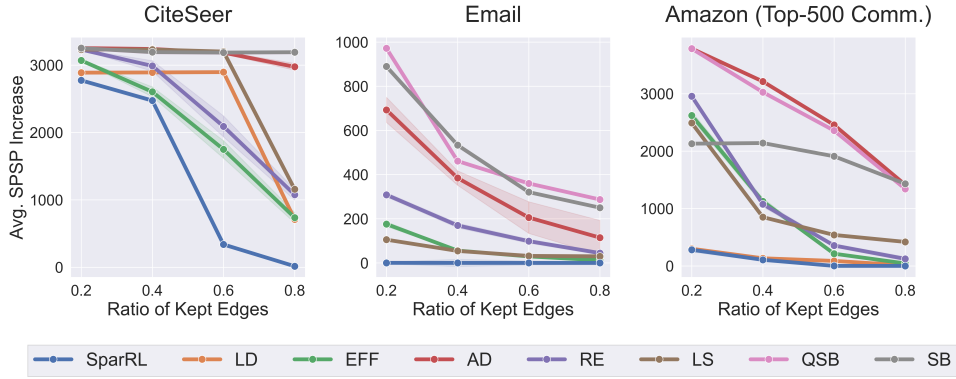


Fig. 5: Shortest Path Distance Preservation measured by the average increase of distance between 8196 randomly selected pairs. In this figure, as SparRL’s line is below all the others, it increases the SPSP distance the least and thus outperforms all other methods on all cases.

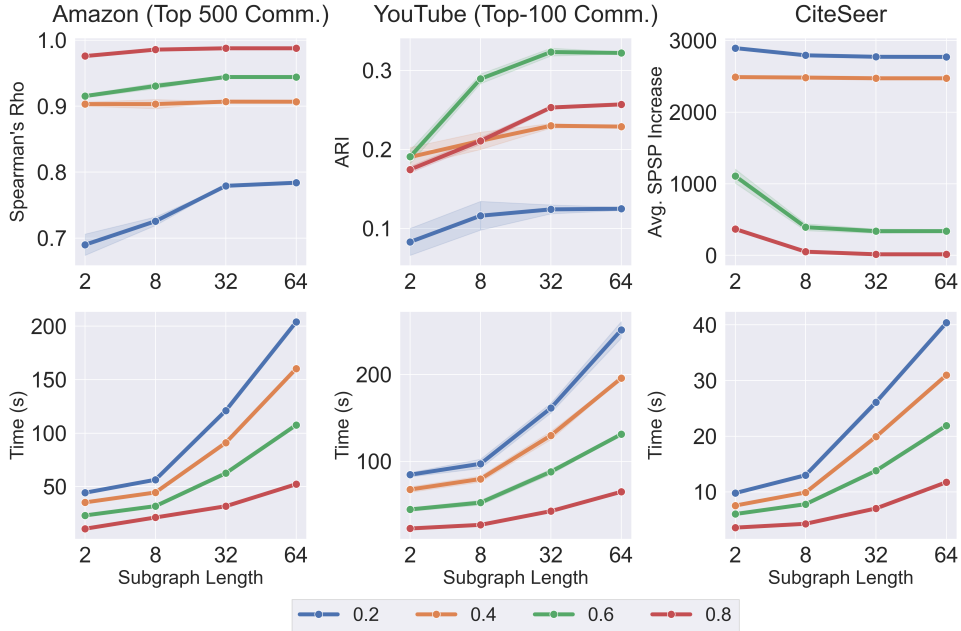


Fig. 6: Subgraph length $|E_H|$ affect on model performance measured over Spearman’s ρ , ARI, and Avg. SPSP increase on the Amazon, YouTube, and CiteSeer graphs. It shows that as the subgraph length increases, the performance of the model tends to get better, but at the cost of the increased running time.

spanner implementation on various values of stretches and record its edge kept ratio. As it is an approximate algorithm, the spanner algorithm produces a different sparsified graph each run. Therefore, we run the algorithm 16 times for each stretch value and compute the average number of edges and average performance over preserving randomly sampled SPSPs. We then run SparRL on the same average number of edges for each stretch value and display the r_{spsp} (defined in Equation 5) results in Table V on the CiteSeer network. These results show that SparRL consistently outperforms the approximate t -spanner algorithm over various stretch values. For example, when t equals to 3, t -spanner algorithm prunes less than 4% of edges from the graph. Even with this high edge kept ratio, SparRL delivers a better preservation of the pairwise geometric distance.

C. Impact of Subgraph Size

At each timestep, SparRL inputs a subgraph that contains edges randomly sampled from E'_t . Due to the flexibility of our model architecture, we can have variable-length subgraphs as input at test time. Thus, in Figures 6 we show results on applying the same trained model on varying subgraph lengths and measure their performance over Amazon, YouTube, and CiteSeer w.r.t different metrics, where the shadowed area denotes the standard deviation. While increasing the subgraph length tends to improve the performance, but the execution time required to prune the graph also increases. Thus, this is a time vs performance trade-off that can be adjusted accordingly based on the user’s needs.

VI. CONCLUSION

In this work, we propose a general graph sparsification framework based on deep reinforcement learning, namely SparRL. SparRL can overcome the limitations of existing sparsification methods with relatively low computation complexity and the flexibility to adapt to a wide range of sparsification objectives. We evaluate SparRL using various experiments on many real-world datasets and representative graph metrics. The results show that SparRL is effective and generalizable in producing high-quality sparsified graphs. Further analysis of the components of SparRL has validated our design rationale. In the future, we would like to extend SparRL to the dynamic graph setting, and investigate how SparRL could help improve the performance of graph learning tasks, e.g., link prediction, label classification, and other graph-related workloads.

ACKNOWLEDGEMENTS

This research is partially funded by NSF CCF-2217076 and NSF IIS-2153426. The authors would also like to thank NVIDIA and the University of Memphis for their support.

REFERENCES

- [1] S. P. Borgatti, A. Mehra, D. J. Brass, and G. Labianca, "Network analysis in the social sciences," *science*, vol. 323, no. 5916, pp. 892–895, 2009.
- [2] C.-S. Chang, *Performance guarantees in communication networks*. Springer Science & Business Media, 2000.
- [3] W. Li, D. Wolinski, and M. C. Lin, "City-scale traffic animation using statistical learning and metamodel-based optimization," *ACM Trans. Graph.*, vol. 36, no. 6, pp. 200:1–200:12, Nov. 2017.
- [4] L. Lin, W. Li, and S. Peeta, "Efficient data collection and accurate travel time estimation in a connected vehicle environment via real-time compressive sensing," *Journal of Big Data Analytics in Transportation*, vol. 1, no. 2, pp. 95–107, 2019.
- [5] A.-L. Barabási, N. Gulbahce, and J. Loscalzo, "Network medicine: a network-based approach to human disease," *Nature reviews genetics*, vol. 12, no. 1, pp. 56–68, 2011.
- [6] J. D. Batson, D. A. Spielman, N. Srivastava, and S. Teng, "Spectral sparsification of graphs: theory and algorithms," *Commun. ACM*, vol. 56, no. 8, pp. 87–94, 2013.
- [7] S. Teng, "Scalable algorithms for data and network analysis," *Found. Trends Theor. Comput. Sci.*, vol. 12, no. 1-2, pp. 1–274, 2016.
- [8] D. A. Spielman and N. Srivastava, "Graph sparsification by effective resistances," *SIAM J. Comput.*, vol. 40, no. 6, pp. 1913–1926, 2011.
- [9] D. A. Spielman and S. Teng, "Spectral sparsification of graphs," *SIAM J. Comput.*, vol. 40, no. 4, pp. 981–1025, 2011.
- [10] X. Zhao, Z. Feng, and C. Zhuo, "An efficient spectral graph sparsification approach to scalable reduction of large flip-chip power grids," in *The IEEE/ACM International Conference on Computer-Aided Design, ICCAD*. IEEE, 2014, pp. 218–223.
- [11] Z. Zhao and Z. Feng, "A spectral graph sparsification approach to scalable vectorless power grid integrity verification," in *Proceedings of the 54th Annual Design Automation Conference, DAC*. ACM, 2017, pp. 68:1–68:6.
- [12] X. Zhao, L. Han, and Z. Feng, "A performance-guided graph sparsification approach to scalable and robust spice-accurate integrated circuit simulations," *IEEE Trans. Comput. Aided Des. Integr. Circuits Syst.*, vol. 34, no. 10, pp. 1639–1651, 2015.
- [13] X. Shen, F. Chung, and S. Mao, "Leveraging cross-network information for graph sparsification in influence maximization," in *Proceedings of the 40th International ACM SIGIR Conference on Research and Development in Information Retrieval*, 2017, pp. 801–804.
- [14] M. Mathioudakis, F. Bonchi, C. Castillo, A. Gionis, and A. Ukkonen, "Sparsification of influence networks," in *Proceedings of the 17th ACM SIGKDD International Conference on Knowledge Discovery and Data Mining*, 2011, p. 529–537.
- [15] W. S. Fung, R. Hariharan, N. J. A. Harvey, and D. Panigrahi, "A general framework for graph sparsification," *SIAM J. Comput.*, vol. 48, no. 4, pp. 1196–1223, 2019.
- [16] A. P. Iyer, A. Panda, S. Venkataraman, M. Chowdhury, A. Akella, S. Shenker, and I. Stoica, "Bridging the gap: Towards approximate graph analytics," in *Proceedings of the 1st ACM SIGMOD Joint International Workshop on Graph Data Management Experiences & Systems (GRADES) and Network Data Analytics (NDA)*, 2018.
- [17] K. J. Ahn, S. Guha, and A. McGregor, "Graph sketches: sparsification, spanners, and subgraphs," in *Proceedings of the 31st ACM SIGMOD-SIGACT-SIGART Symposium on Principles of Database Systems, PODS*. ACM, 2012, pp. 5–14.
- [18] V. Satuluri, S. Parthasarathy, and Y. Ruan, "Local graph sparsification for scalable clustering," in *Proceedings of the ACM SIGMOD International Conference on Management of Data*. ACM, 2011, pp. 721–732.
- [19] P. Zhao, "Gsparsify: Graph motif based sparsification for graph clustering," in *Proceedings of the 24th ACM International Conference on Information and Knowledge Management*, 2015, p. 373–382.
- [20] J. Upadhyay, "Random projections, graph sparsification, and differential privacy," in *Advances in Cryptology - ASIACRYPT 2013 - 19th International Conference on the Theory and Application of Cryptology and Information Security*, vol. 8269. Springer, 2013, pp. 276–295.
- [21] R. Arora and J. Upadhyay, "On differentially private graph sparsification and applications," in *Advances in Neural Information Processing Systems 32: Annual Conference on Neural Information Processing Systems, NeurIPS*, 2019, pp. 13 378–13 389.
- [22] D. Calandriello, I. Koutis, A. Lazaric, and M. Valko, "Improved large-scale graph learning through ridge spectral sparsification," in *Proceedings of the 35th International Conference on Machine Learning, ICML*, vol. 80, 2018, pp. 687–696.
- [23] H. Van Hasselt, A. Guez, and D. Silver, "Deep reinforcement learning with double q-learning," in *Proceedings of the AAAI conference on artificial intelligence*, vol. 30, no. 1, 2016.
- [24] T. Schaul, J. Quan, I. Antonoglou, and D. Silver, "Prioritized experience replay," *arXiv preprint arXiv:1511.05952*, 2015.
- [25] W. W. Zachary, "An information flow model for conflict and fission in small groups," *Journal of anthropological research*, vol. 33, no. 4, pp. 452–473, 1977.
- [26] M. Bastian, S. Heymann, and M. Jacomy, "Gephi: An open source software for exploring and manipulating networks." in *ICWSM*. The AAAI Press, 2009.
- [27] A. A. Benczur and D. R. Karger, "Approximating s - t minimum cuts in $\tilde{O}(n^2)$ time," in *Proceedings of the 28th Annual ACM Symposium on the Theory of Computing*. ACM, 1996, pp. 47–55.
- [28] J. D. Batson, D. A. Spielman, and N. Srivastava, "Twice-ramanujan sparsifiers," *SIAM J. Comput.*, vol. 41, no. 6, pp. 1704–1721, 2012.
- [29] Y. T. Lee and H. Sun, "Constructing linear-sized spectral sparsification in almost-linear time," in *IEEE 56th Annual Symposium on Foundations of Computer Science, FOCS*. IEEE Computer Society, 2015, pp. 250–269.
- [30] —, "An sdp-based algorithm for linear-sized spectral sparsification," in *Proceedings of the 49th Annual ACM SIGACT Symposium on Theory of Computing, STOC*. ACM, 2017, pp. 678–687.
- [31] V. Sadhanala, Y. Wang, and R. J. Tibshirani, "Graph sparsification approaches for laplacian smoothing," in *Proceedings of the 19th International Conference on Artificial Intelligence and Statistics, AISTATS*, ser. JMLR Workshop and Conference Proceedings, vol. 51, 2016, pp. 1250–1259.
- [32] I. Koutis, A. Levin, and R. Peng, "Improved spectral sparsification and numerical algorithms for SDD matrices," in *29th International Symposium on Theoretical Aspects of Computer Science, STACS 2012, February 29th - March 3rd, 2012, Paris, France*, ser. LIPIcs, C. Dürr and T. Wilke, Eds., vol. 14. Schloss Dagstuhl - Leibniz-Zentrum für Informatik, 2012, pp. 266–277.
- [33] —, "Faster spectral sparsification and numerical algorithms for SDD matrices," *ACM Trans. Algorithms*, vol. 12, no. 2, pp. 17:1–17:16, 2016.
- [34] D. Peleg and J. D. Ullman, "An optimal synchronizer for the hypercube," *SIAM J. Comput.*, vol. 18, no. 4, pp. 740–747, 1989.
- [35] S. P. Fekete and J. Kremer, "Tree spanners in planar graphs," *Discret. Appl. Math.*, vol. 108, no. 1-2, pp. 85–103, 2001.
- [36] F. F. Dragan, F. V. Fomin, and P. A. Golovach, "Spanners in sparse graphs," *J. Comput. Syst. Sci.*, vol. 77, no. 6, pp. 1108–1119, 2011.
- [37] H.-Y. Wu and Y.-L. Chen, "Graph sparsification with generative adversarial network," 2020.

- [38] I. J. Goodfellow, J. Pouget-Abadie, M. Mirza, B. Xu, D. Warde-Farley, S. Ozair, A. Courville, and Y. Bengio, "Generative adversarial networks," *arXiv preprint arXiv:1406.2661*, 2014.
- [39] V.-A. Darvari, S. Hailes, and M. Musolesi, "Improving the robustness of graphs through reinforcement learning and graph neural networks," 2020.
- [40] L. Wang, W. Yu, W. Wang, W. Cheng, W. Zhang, H. Zha, X. He, and H. Chen, "Learning robust representations with graph denoising policy network," in *2019 IEEE International Conference on Data Mining (ICDM)*. IEEE, 2019, pp. 1378–1383.
- [41] C. Zheng, B. Zong, W. Cheng, D. Song, J. Ni, W. Yu, H. Chen, and W. Wang, "Robust graph representation learning via neural sparsification," in *International Conference on Machine Learning*. PMLR, 2020, pp. 11 458–11 468.
- [42] P. Veličković, G. Cucurull, A. Casanova, A. Romero, P. Lio, and Y. Bengio, "Graph attention networks," *arXiv preprint arXiv:1710.10903*, 2017.
- [43] C. J. C. H. Watkins, "Learning from delayed rewards," 1989.
- [44] V. Mnih, K. Kavukcuoglu, D. Silver, A. A. Rusu, J. Veness, M. G. Bellemare, A. Graves, M. Riedmiller, A. K. Fidjeland, G. Ostrovski *et al.*, "Human-level control through deep reinforcement learning," *nature*, vol. 518, no. 7540, pp. 529–533, 2015.
- [45] Z. Wang, T. Schaul, M. Hessel, H. Hasselt, M. Lanctot, and N. Freitas, "Dueling network architectures for deep reinforcement learning," in *International conference on machine learning*. PMLR, 2016, pp. 1995–2003.
- [46] J. Leskovec and J. Mcauley, "Learning to discover social circles in ego networks," in *Advances in Neural Information Processing Systems*, F. Pereira, C. J. C. Burges, L. Bottou, and K. Q. Weinberger, Eds., vol. 25. Curran Associates, Inc., 2012.
- [47] A. Mislove, M. Marcon, K. P. Gummadi, P. Druschel, and B. Bhat-tacharjee, "Measurement and Analysis of Online Social Networks," in *Proceedings of the 5th ACM/Usenix Internet Measurement Conference (IMC'07)*, San Diego, CA, October 2007.
- [48] J. Yang and J. Leskovec, "Defining and evaluating network communities based on ground-truth," *Knowl. Inf. Syst.*, vol. 42, no. 1, p. 181–213, Jan. 2015.
- [49] H. Yin, A. R. Benson, J. Leskovec, and D. F. Gleich, "Local higher-order graph clustering," in *Proceedings of the 23rd ACM SIGKDD International Conference on Knowledge Discovery and Data Mining*. Association for Computing Machinery, 2017, p. 555–564.
- [50] P. Sen, G. Namata, M. Bilgic, L. Getoor, B. Galligher, and T. Eliassi-Rad, "Collective classification in network data," *AI magazine*, vol. 29, no. 3, pp. 93–93, 2008.
- [51] M. Hamann, G. Lindner, H. Meyerhenke, C. L. Staudt, and D. Wagner, "Structure-preserving sparsification methods for social networks," *Social Network Analysis and Mining*, vol. 6, no. 1, p. 22, 2016.
- [52] J. Leskovec and C. Faloutsos, "Sampling from large graphs," in *Proceedings of the 12th ACM SIGKDD international conference on Knowledge discovery and data mining*, 2006, pp. 631–636.
- [53] J. Chen and I. Safro, "Algebraic distance on graphs," *SIAM Journal on Scientific Computing*, vol. 33, no. 6, pp. 3468–3490, 2011.
- [54] V. Satuluri, S. Parthasarathy, and Y. Ruan, "Local graph sparsification for scalable clustering," ser. SIGMOD '11. New York, NY, USA: Association for Computing Machinery, 2011, p. 721–732.
- [55] B. Nick, C. Lee, P. Cunningham, and U. Brandes, "Simmelian backbones: Amplifying hidden homophily in facebook networks," in *Proceedings of the 2013 IEEE/ACM international conference on advances in social networks analysis and mining*, 2013, pp. 525–532.
- [56] A. Nocaj, M. Ortman, and U. Brandes, "Untangling hairballs," in *International Symposium on Graph Drawing*. Springer, 2014, pp. 101–112.
- [57] J. L. Myers and A. D. Well, *Research Design and Statistical Analysis (2nd ed.)*. Lawrence Erlbaum, 2003.
- [58] L. Hubert and P. Arabie, "Comparing partitions," *Journal of classification*, vol. 2, no. 1, pp. 193–218, 1985.
- [59] V. D. Blondel, J.-L. Guillaume, R. Lambiotte, and E. Lefebvre, "Fast unfolding of communities in large networks," *Journal of statistical mechanics: theory and experiment*, vol. 2008, no. 10, p. P10008, 2008.
- [60] S. Baswana and S. Sen, "A simple and linear time randomized algorithm for computing sparse spanners in weighted graphs," *Random Struct. Algorithms*, vol. 30, no. 4, pp. 532–563, 2007.
- [61] A. A. Hagberg, D. A. Schult, and P. J. Swart, "Exploring network structure, dynamics, and function using networkx," in *Proceedings of the 7th Python in Science Conference*, G. Varoquaux, T. Vaught, and J. Millman, Eds., Pasadena, CA USA, 2008, pp. 11 – 15.