

# Non-Sturmian sequences of matrices providing the maximum growth rate of matrix products

Victor Kozyakin\*

## Abstract

In the theory of linear switching systems with discrete time, as in other areas of mathematics, the problem of studying the growth rate of the norms of all possible matrix products  $A_{\sigma_n} \cdots A_{\sigma_0}$  with factors from a set of matrices  $\mathcal{A}$  arises. So far, only for a relatively small number of classes of matrices  $\mathcal{A}$  has it been possible to accurately describe the sequences of matrices that guarantee the maximum rate of increase of the corresponding norms. Moreover, in almost all cases studied theoretically, the index sequences  $\{\sigma_n\}$  of matrices maximizing the norms of the corresponding matrix products have been shown to be periodic or so-called Sturmian, which entails a whole set of “good” properties of the sequences  $\{A_{\sigma_n}\}$ , in particular the existence of a limiting frequency of occurrence of each matrix factor  $A_i \in \mathcal{A}$  in them. In the paper it is shown that this is not always the case: a class of matrices is defined consisting of two  $2 \times 2$  matrices, similar to rotations in the plane, in which the sequence  $\{A_{\sigma_n}\}$  maximizing the growth rate of the norms  $\|A_{\sigma_n} \cdots A_{\sigma_0}\|$  is not Sturmian. All considerations are based on numerical modeling and cannot be considered mathematically rigorous in this part; rather, they should be interpreted as a set of questions for further comprehensive theoretical analysis.

**Key words and phrases:** linear switching systems, infinite matrix products, growth rate, Barabanov norm, Sturmian sequences, Python program

**2020 Mathematics Subject Classification:** 93-05; 15A18; 15A60; 65F15

## 1 Introduction

Various problems of mathematics reduce to the problem of computing the maximum growth rate of the norms of matrix products  $A_{\sigma_n} \cdots A_{\sigma_0}$  with factors from a set of matrices  $\mathcal{A}$ .

One of the basic, though greatly simplified, examples of this type of situation is found in systems and control theory [12, 15, 17, 25] when considering the asymptotic behavior of solutions of the so-called linear switching system with discrete time, whose dynamics is described by the equation

$$x_{n+1} = A_{\sigma_n} x_n, \quad \sigma_n \in \{0, 1, \dots, m-1\}, \quad n \geq 0, \quad (1)$$

where  $A_{\sigma_i} \in \mathcal{A} := \{A_0, A_1, \dots, A_{m-1}\}$ . The solutions for system (1) may be represented as follows:

$$x_n = A_{\sigma_{n-1}} \cdots A_{\sigma_1} A_{\sigma_0} x_0. \quad (2)$$

Therefore, in studying the question of their asymptotic behavior, we naturally come to the problem of estimating (and preferably computing exactly) the growth rate of the norms  $\|A_{\sigma_n} \cdots A_{\sigma_1} A_{\sigma_0}\|$  with arbitrary factors  $A_{\sigma_i} \in \mathcal{A}$ . Of course, the set of questions related to the analysis of the asymptotic behavior of  $x_n$  elements can be extended, but in this paper we will not deal with such generalizations.

It is worth noting that the problem of computing the maximum possible growth rate of the norms of matrix products with factors from a set of matrices is quite general; in particular,

---

\*Institute for Information Transmission Problems, Russian Academy of Sciences, Bolshoj Karetny lane 19, Moscow 127051, Russia, e-mail: kozyakin@iitp.ru

numerous problems in other areas of science are reduced to it, for example, in coding theory [13, 43], computational mathematics [20, 21, 23, 26, 40], and the theory of parallel and distributed computation [11, 18].

Currently, the range of questions related to the analysis of the growth rate of the norms of matrix products is usually considered in the framework of the so-called theory of joint/generalized spectral radius, which emerged in the 1960s [20, 21, 38, 44] and now has several hundred publications [36]. Moreover, in almost all cases studied theoretically, the index sequences  $\{\sigma_n\}$  of matrices maximizing the norms of the corresponding matrix products turned out to be periodic or so-called Sturmian. Both the periodicity and the fact that the index sequences  $\{\sigma_n\}$  are Sturmian entail a whole set of “good” properties of the sequences  $\{A_{\sigma_n}\}$ , in particular the existence of a limiting frequency of occurrence of each matrix factor  $A_i \in \mathcal{A}$  [14, 16, 27, 31].

This may give the false impression that periodic or Sturmian sequences occur every time one tries to maximize the norms of matrix products (at least in the case of a pair of  $2 \times 2$  matrices). This impression is reinforced by the fact that we are not aware of any theoretical studies in this area, apart from those leading to the appearance of periodic or Sturmian sequences, which can be explained by the extreme theoretical and technical complexity of the corresponding analysis. The aim of this paper is to refute this impression. To this end, we determine a class of  $2 \times 2$  matrices consisting of two matrices similar to rotations of the plane in which the sequence  $\{A_{\sigma_n}\}$  maximizing the growth rate of the norms  $\|A_{\sigma_n} \cdots A_{\sigma_0}\|$  is not Sturmian.

Let us describe the structure of the work. The introduction provides a rationale for the topics covered here. Section 2 briefly recalls the main facts and constructions from the theory of joint/generalized spectral radius, among which Barabanov’s Theorem plays a crucial role. Section 3 recalls the concept of extremal trajectories, i.e., trajectories with the maximum rate of increase in a certain Barabanov norm. Here we describe a general approach which, in the case of a pair of  $2 \times 2$  matrices, reduces the problem of constructing extremal trajectories to the problem of studying iterations of a certain mapping of an interval into itself (or, equivalently, of a circle into itself) with a fairly simple structure. Section 4 recalls the well-known theoretical results on the construction and growth of extremal trajectories, which refer to the case of a pair of nonnegative  $2 \times 2$  matrices of a special form. This case underlies most modern studies of “nontrivial” situations in joint/generalized spectral radius theory. The above theoretical results are illustrated by examples of computer simulations. Section 5 considers the case of a pair of matrices, each of which is similar to a rotation matrix. Using the results of numerical simulations, it is shown that for such matrices a previously unobserved phenomenon occurs in which the index sequences of the extremal trajectories turn out to be non-Sturmian (Main Claim). For a description of the methods and means for numerical modeling of the behavior of matrix products used in this work, see Section 6.

## 2 Theoretical Background

Recall the basic concepts and results related to the theory of joint/generalized spectral radius, following [27, 30, 31].

Let  $\mathcal{A} = \{A_0, \dots, A_{m-1}\}$  be a set of  $m$  real  $d \times d$  matrices, and  $\|\cdot\|$  be some norm in  $\mathbb{R}^d$ . For every  $n \geq 1$ , with every finite sequence  $\sigma = \{\sigma_0, \sigma_1, \dots, \sigma_{n-1}\} \in \{0, \dots, m-1\}^n$  we link the matrix

$$A_\sigma = A_{\sigma_{n-1}} \cdots A_{\sigma_1} A_{\sigma_0},$$

and define two numerical values:

$$\rho_n(\mathcal{A}) = \max_{\sigma \in \{0, \dots, m-1\}^n} \|A_\sigma\|^{1/n}, \quad \bar{\rho}_n(\mathcal{A}) = \max_{\sigma \in \{0, \dots, m-1\}^n} \rho(A_\sigma)^{1/n},$$

where  $\rho(\cdot)$  denotes the spectral radius of a matrix. In these designations, the limit

$$\rho(\mathcal{A}) = \limsup_{n \rightarrow \infty} \rho_n(\mathcal{A}),$$

which does not depend on the choice of the norm  $\|\cdot\|$  (and in fact coincides with the limit  $\rho(\mathcal{A}) = \lim_{n \rightarrow \infty} \rho_n(\mathcal{A})$ ) is called the *joint spectral radius* of the set of matrices  $\mathcal{A}$  [44]. Similarly, we can consider the limit

$$\bar{\rho}(\mathcal{A}) = \limsup_{n \rightarrow \infty} \bar{\rho}_n(\mathcal{A}),$$

called the *generalized spectral radius* of the matrix set  $\mathcal{A}$  [20]. The values  $\rho(\mathcal{A})$  and  $\bar{\rho}(\mathcal{A})$  for bounded families of matrices  $\mathcal{A}$  actually coincide with each other [8], and, moreover, for any  $n$ , the following inequalities hold:

$$\bar{\rho}_n(\mathcal{A}) \leq \bar{\rho}(\mathcal{A}) = \rho(\mathcal{A}) \leq \rho_n(\mathcal{A}). \quad (3)$$

It follows from the definition of the joint spectral radius that for each  $\varepsilon > 0$  the rate of growth of the norms  $\|A_\sigma\| = \|A_{\sigma_{n-1}} \cdots A_{\sigma_1} A_{\sigma_0}\|$  for large  $n$  does not exceed  $(\rho(\mathcal{A}) + \varepsilon)^n$ , that is,

$$\|A_\sigma\| = \|A_{\sigma_{n-1}} \cdots A_{\sigma_1} A_{\sigma_0}\| \leq (\rho(\mathcal{A}) + \varepsilon)^n \quad (4)$$

for each finite sequence of indices  $\sigma = \{\sigma_0, \sigma_1, \dots, \sigma_{n-1}\} \in \{0, \dots, m-1\}^n$ . Moreover, there are arbitrarily large  $n$  and sequences of indices  $\sigma$  for which<sup>1</sup>

$$\rho(A_\sigma) = \rho(A_{\sigma_{n-1}} \cdots A_{\sigma_1} A_{\sigma_0}) \geq (\bar{\rho}(\mathcal{A}) - \varepsilon)^n,$$

and therefore, for such  $n$ , by virtue of (3), the inequalities

$$\begin{aligned} \|A_\sigma\| &= \|A_{\sigma_{n-1}} \cdots A_{\sigma_1} A_{\sigma_0}\| \geq \\ &\geq \rho(A_{\sigma_{n-1}} \cdots A_{\sigma_1} A_{\sigma_0}) \geq (\bar{\rho}(\mathcal{A}) - \varepsilon)^n \equiv (\rho(\mathcal{A}) - \varepsilon)^n \end{aligned} \quad (5)$$

will hold.

Inequalities (4) and (5) raise at least two questions: *first, is it possible to set  $\varepsilon$  in them equal to zero, and second, if this is possible, how can we describe the sets of indices  $\sigma = \{\sigma_0, \sigma_1, \dots, \sigma_{n-1}\}$ , for which inequality (4) becomes an equality with  $\varepsilon = 0$ ?*

The answer to the first question is negative; it follows from the following simple remark. Let the set  $\mathcal{A}$  consist of one square matrix  $A$ . Then by the well-known Gelfand formula [24, Corollary 5.6.14] both values  $\rho(\mathcal{A})$  and  $\bar{\rho}(\mathcal{A})$  coincide with the spectral radius  $\rho(A)$  of the matrix  $A$ . In this case, by reducing the matrix  $A$  to normal Jordan form, one can easily establish that the growth rate of the norms  $\|A^n\|$  is of order  $\rho(A)^n$  if and only if the eigenvalues of the matrix  $A$  that have the largest absolute value are semisimple. At the same time, for the case when at least one such eigenvalue of the matrix  $A$  is not semisimple, the growth rate of the norms  $\|A^n\|$  is of order  $p(n)\rho(A)^n$ , where  $p(t)$  is a polynomial.

The answer to the first question has another nuance: Even in cases where the growth rate of the norms of the matrix products  $\|A_{\sigma_{n-1}} \cdots A_{\sigma_1} A_{\sigma_0}\|$  for a particular choice of the sequence of indices  $\{\sigma_0, \sigma_1, \dots, \sigma_{n-1}\} \in \{0, \dots, m-1\}^n$  may coincide with  $\rho(\mathcal{A})^n$ , this may not happen for all norms of  $\|\cdot\|$  but only for a particular choice of the corresponding norm. Moreover, even in the case of sets of matrices  $\mathcal{A}$  consisting of a single matrix, the construction of the corresponding norm turns out to be a nontrivial problem!

However, even in the simplest nontrivial case, when the set of matrices  $\mathcal{A}$  consists of a pair of matrices of dimension  $2 \times 2$ , the question posed turns out to be much more complicated than the analysis of the growth rate of the norms of degrees  $\|A^n\|$  of one matrix  $A$ . More precisely, unlike the corresponding analysis for one matrix, in the general case the computation of the maximal growth rate of the norms  $\|A_{\sigma_n} \cdots A_{\sigma_1} A_{\sigma_0}\|$  turns out to be algebraically impossible [28, 29, 32], and the approximate computation of the corresponding rate turns out to be NP-hard [15, 46].

Nevertheless, in a fairly general situation, a theoretically satisfactory answer to the first question can still be obtained. Recall that a set of matrices  $\mathcal{A}$  is called *irreducible* if matrices from  $\mathcal{A}$  have no common invariant subspaces other than  $\{0\}$  and  $\mathbb{R}^d$ . The irreducibility of a set of matrices

<sup>1</sup>Here and in the following  $\rho(A)$ , where  $A$  is a matrix, denotes the spectral radius of this matrix, i.e. the maximum of the absolute values of the eigenvalues of the matrix  $A$ .

plays the same role in studying the growth rate of the norms of matrix products with multiple matrix factors as the semisimplicity of the eigenvalues with the largest absolute value of a single matrix plays in studying the growth rate of the norms of its powers. The approach proposed by N. Barabanov in [5–7] proved to be the most fruitful here, and it has been further developed in several papers, from which we single out [47].

**Barabanov’s Theorem.** *If the set of matrices  $\mathcal{A} = \{A_0, \dots, A_{m-1}\}$  is irreducible, then the number  $\rho$  is the joint (generalized) spectral radius of the set  $\mathcal{A}$  if and only if there exists a norm  $\|\cdot\|$  in  $\mathbb{R}^d$  such that*

$$\rho\|x\| = \max\{\|A_0x\|, \|A_1x\|, \dots, \|A_{m-1}x\|\}, \quad \forall x \in \mathbb{R}^d. \quad (6)$$

A norm satisfying (6) is usually called the *Barabanov norm* corresponding to the set of matrices  $\mathcal{A}$ . This theorem does not provide a constructive description of Barabanov norms. Nevertheless, it turns out to be very effective in analyzing the growth of matrix products. In particular, it follows from Barabanov’s Theorem that for irreducible sets of matrices  $\mathcal{A}$ , for every finite sequence of indices  $\sigma = \{\sigma_0, \sigma_1, \dots, \sigma_{n-1}\} \in \{0, \dots, m-1\}^n$ , in the Barabanov norm the inequality

$$\|A_{\sigma_{n-1}} \cdots A_{\sigma_1} A_{\sigma_0}\| \leq \rho(\mathcal{A})^n$$

holds, and that there is an infinite sequence of indices  $\sigma = \{\sigma_0, \sigma_1, \dots\}$  such that for every  $n$  the equality

$$\|A_{\sigma_{n-1}} \cdots A_{\sigma_1} A_{\sigma_0}\| = \rho(\mathcal{A})^n$$

holds. So for irreducible sets of matrices there are much stronger statements than inequalities (4) and (5).

The second question, *how to describe sets of indices  $\sigma = \{\sigma_0, \sigma_1, \dots, \sigma_{n-1}\}$ , for which inequality (4) turns into equality when  $\varepsilon = 0$* , is much more complicated than the first. The answer is currently known either in trivial (and therefore theoretically uninteresting) situations or in some special and rather restrictive cases. The answer to this question (as of the current understanding of the problem) is closely related to the concept of extremal trajectories of sets of matrices, which we briefly recall in the next section.

### 3 Extremal Trajectories

In stating the main facts of this section we shall, as in the preceding section, adhere to the works [27, 30, 31]. Additional discussion of the problems and statements involved can also be found in [25].

The question of the growth rate of matrix products with factors from a certain set of matrices  $\mathcal{A}$  is closely related to a similar question of the growth rate of solutions of the difference equation (1) for all possible choices of index sequences  $\{\sigma_n\}$  and initial values  $x_0$ . The solutions  $\{x_n\}$  of equation (1) will also be called the *trajectories* defined by the set of matrices  $\mathcal{A}$ , or simply the trajectories of the set of matrices  $\mathcal{A}$ . Since, according to (2), each element  $x_n$  of the trajectory  $\{x_n\}$  can be represented as

$$x_n = A_{\sigma_{n-1}} \cdots A_{\sigma_1} A_{\sigma_0} x_0,$$

then due to (4)

$$\|x_n\| \leq \|A_{\sigma_{n-1}} \cdots A_{\sigma_1} A_{\sigma_0}\| \|x_0\| \leq e^{(\rho(\mathcal{A})+\varepsilon)n} \|x_0\|$$

for all sufficiently large  $n$ .

A trajectory  $\{x_n\}$  of the set of matrices  $\mathcal{A}$  was called *characteristic* in [27, 30, 31] if it satisfies the inequalities

$$c_1 \rho^n(\mathcal{A}) \leq \|x_n\| \leq c_2 \rho^n(\mathcal{A}), \quad n = 0, 1, 2, \dots,$$

for some choice of constants  $c_1, c_2 \in (0, \infty)$ . In other words, by characteristic trajectories are meant those trajectories which, in the natural sense, are uniformly comparable to the sequence

$\{\rho^n(\mathcal{A})\}$  on the whole infinite interval  $n = 0, 1, 2, \dots$  of the variation of their indices. Note that the definition of the characteristic trajectory does not depend on the choice of the norm  $\|\cdot\|$  in the space  $\mathbb{R}^d$ .

An important special case of characteristic trajectories is the so-called extremal trajectories. A trajectory  $\{x_n\}$  of a collection of matrices  $\mathcal{A}$  will be called *extremal* if in some Barabanov norm  $\|\cdot\|$  it satisfies the identity

$$\rho^{-n}(\mathcal{A})\|x_n\| \equiv \text{const.} \quad (7)$$

As mentioned in Section 2, there are Barabanov norms for any irreducible set of matrices. Then, for any irreducible set of matrices, there are also extremal trajectories and hence characteristic trajectories. For the proof, it suffices to construct the trajectory  $\{x_n\}$  of the set of matrices  $\mathcal{A} = \{A_0, \dots, A_{m-1}\}$ , satisfying the initial condition  $x_0 = x$ , recursively. Let the element  $x_n$  have already been formed. Then, according to the definition of the Barabanov norm, the equality

$$\rho(\mathcal{A})\|x_n\| = \max \{\|A_0x_n\|, \|A_1x_n\|, \dots, \|A_{m-1}x_n\|\}$$

holds. Therefore, there exists an index  $\sigma_n$  such that

$$\rho(\mathcal{A})\|x_n\| = \|A_{\sigma_n}x_n\|,$$

and for condition (7) to be satisfied, it suffices to define the element  $x_{n+1}$  by the equality  $x_{n+1} = A_{\sigma_n}x_n$ .

Unlike the definition of a characteristic trajectory, the definition of an extremal trajectory depends on the choice of an extremal norm: A trajectory that is extremal in one norm may not be extremal in another norm. Nevertheless, for an irreducible set of matrices, there are always *universal extremal trajectories* in a certain sense, i.e., trajectories which are extremal with respect to any extremal norm: As shown in [31, Th. 3], every limit point of every normed characteristic trajectory  $\{x_n/\|x_n\|\}$  serves as the initial value of a trajectory which is automatically extremal in every Barabanov norm.

The description of extremal trajectories includes, besides the sequence  $\mathbf{x} = \{x_n\}$ , the index sequence  $\{\sigma_n\}$ , which is used to obtain the trajectory  $\{x_n\}$  according to (1). In the following, we describe a construction that allows to define extremal trajectories as all possible trajectories of a multivalued nonlinear dynamical system, thus dispensing with the explicit description of the index sequence  $\{\sigma_n\}$ .

Let  $\rho = \rho(\mathcal{A})$ , and let  $\|\cdot\|$  be a Barabanov norm corresponding to the set of matrices  $\mathcal{A} = \{A_0, \dots, A_{m-1}\}$ . For each  $x \in \mathbb{R}^d$ , we define the mapping  $g(x)$  by

$$g(x) := \{w : \exists i \in \{0, \dots, m-1\} : w = A_i x, \text{ where } \|A_i x\| = \rho\|x\|\}. \quad (8)$$

By the definition of the Barabanov norm, for any  $x \in \mathbb{R}^d$ , the set  $g(x)$  is nonempty and consists of at most  $m$  elements. Note that every mapping  $g(x)$  has a closed graph and the identity

$$\|g(x)\| \equiv \rho\|x\| \quad (9)$$

holds for it.

Clearly, the sequence  $\mathbf{x} = \{x_n\}$  is an extremal trajectory of the set of matrices  $\mathcal{A}$  in the Barabanov norm  $\|\cdot\|$  if and only if it satisfies the inclusions

$$x_{n+1} \in g(x_n), \quad \forall n.$$

In other words, every trajectory of the multivalued mapping  $g(\cdot)$  turns out to be an extremal trajectory of the set of matrices  $\mathcal{A}$  in the Barabanov norm  $\|\cdot\|$ . This gives rise to call the map  $g(\cdot)$  a *generator of extremal trajectories*. Just like the Barabanov norm, the map  $g(\cdot)$  cannot be stated explicitly in the general case. Nevertheless, a rather detailed description of the properties of generators of extremal trajectories can be obtained for two-element (i.e.,  $m = 2$ ) sets of nonnegative  $2 \times 2$  matrices. Let us describe the corresponding constructions in detail.

We fix in space  $\mathbb{R}^2$  a Barabanov norm  $\|\cdot\|$  corresponding to the set of matrices  $\mathcal{A} = \{A_0, A_1\}$ . Let us define the sets

$$X_0 = \{x : \|A_0x\| = \rho\|x\|\}, \quad X_1 = \{x : \|A_1x\| = \rho\|x\|\}. \quad (10)$$

Each of these sets is closed, conic (i.e., it contains, together with the vector  $x \neq 0$ , each vector of the form  $tx$ , where  $t \geq 0$ ), and by the definition of the Barabanov norm  $X_0 \cup X_1 = \mathbb{R}^2$ . In this case, the generator of extremal trajectories  $g(\cdot)$  (see (8)) in the norm  $\|\cdot\|$  takes the form

$$g(x) = \begin{cases} A_0x & \text{for } x \in X_0 \setminus X_1, \\ A_1x & \text{for } x \in X_1 \setminus X_0, \\ \{A_0x, A_1x\} & \text{for } x \in X_0 \cap X_1. \end{cases} \quad (11)$$

Let us examine more closely the structure of the mapping  $g(\cdot)$ . Let  $(r, \varphi)$  be the polar coordinates of the vector  $x \in \mathbb{R}^2$ . We denote by  $\Omega_0$  and  $\Omega_1$  the angular projections of the conic sets  $X_0$  and  $X_1$ , respectively. As mentioned above (see (9)), the mapping  $g(\cdot)$  satisfies the identity  $\|g(x)\| \equiv \|x\|$ . Thus, in the polar coordinate system  $(r, \varphi)$ , the mapping  $g$  has the form of a mapping with separable variables

$$g : (r, \varphi) \mapsto (\rho r, \Phi(\varphi)), \quad (12)$$

where  $\rho = \rho(\mathcal{A})$  and

$$\Phi(\varphi) = \begin{cases} \Phi_0(\varphi) & \text{for } \varphi \in \Omega_0, \\ \Phi_1(\varphi) & \text{for } \varphi \in \Omega_1, \\ \{\Phi_0(\theta), \Phi_1(\theta)\} & \text{for } \varphi \in \Omega_0 \cap \Omega_1. \end{cases} \quad (13)$$

Here the functions  $\Phi_0(\varphi)$  and  $\Phi_1(\varphi)$  are explicitly defined as the angular coordinates of the mappings  $A_0x$  and  $A_1x$ , when  $x = (r, \varphi)$  in polar coordinates.

The angular coordinate  $\varphi$  characterizes the direction of the vector  $x = (r, \varphi)$ . Accordingly, it is natural to interpret  $\Phi(\varphi)$ ,  $\varphi \in [0, 2\pi)$ , as a *direction function* or *angular function* of the generator of extremal trajectories  $g(\cdot)$ . Note also that the function  $\Phi(\varphi)$ , while  $2\pi$ -periodic, is in general not continuous. And since it is obtained as a result of taking the angular coordinates of linear mappings, its value modulo  $\pi$ , the function

$$\tilde{\Phi}(\varphi) = \Phi(\varphi) \bmod \pi, \quad \varphi \in [0, \pi), \quad (14)$$

is a  $\pi$ -periodic function.

From the definition (8) of the function  $g(\cdot)$  and its representation in the form (12) we obtain the following description of extremal trajectories [31, Lemma 6].

**Lemma 1.** *The nonzero trajectory  $\{x_n\}$  is extremal for the set of  $2 \times 2$  matrices  $\mathcal{A} = \{A_0, A_1\}$  in the Barabanov norm  $\|\cdot\|$  if and only if its elements in the polar coordinate system  $(r, \varphi)$  are representable as  $x_n = (\rho^n r_0, \varphi_n)$ , where  $\rho$  is the joint/generalized spectral radius of the set of matrices  $\mathcal{A}$ , and  $\{\varphi_n\}$  is the trajectory of the multivalued mapping  $\Phi(\cdot)$ , i.e.*

$$\varphi_{n+1} \in \Phi(\varphi_n), \quad n = 0, 1, \dots$$

Moreover, the trajectory  $\{x_n\}$  satisfies the equations

$$x_{n+1} = A_{\sigma_n} x_n, \quad n = 0, 1, \dots,$$

with some index sequence  $\{\sigma_n\}$  if and only if the trajectory  $\{\varphi_n\}$  satisfies the equations

$$\varphi_{n+1} = \Phi_{\sigma_n}(\varphi_n), \quad n = 0, 1, \dots,$$

or, which is equivalent, when the trajectory  $\{\tilde{\varphi}_n\}$  with elements

$$\tilde{\varphi}_n = \varphi_n \bmod \pi, \quad n = 0, 1, \dots,$$

satisfies the equations

$$\tilde{\varphi}_{n+1} = \tilde{\Phi}_{\sigma_n}(\tilde{\varphi}), \quad n = 0, 1, \dots$$



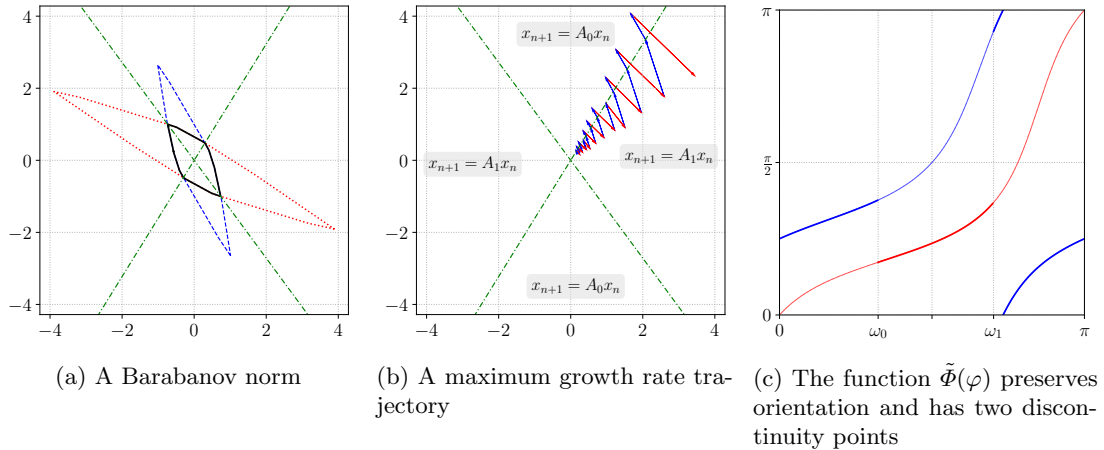


Figure 1: A Barabanov norm and the angular function for the set of matrices (15), where  $\alpha = 0.576$ ,  $\beta = 0.8$ ,  $a = d = 0.9$ ,  $b = 1.1$ ,  $c = 1$

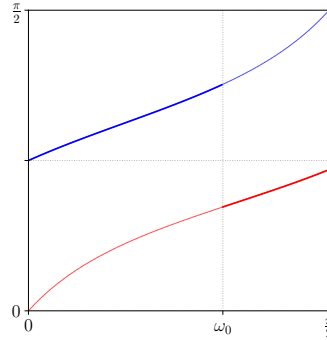


Figure 2: The angular function  $\tilde{\Phi}(\varphi)$ ,  $\varphi \in [0, \frac{\pi}{2})$ , for the set of matrices (15)

If we treat  $\varphi \in [0, \frac{\pi}{2})$  as an angular coordinate on a circle of length  $\frac{\pi}{2}$ , we can take  $\tilde{\Phi}(\varphi)$  as an orientation-preserving mapping<sup>3</sup> of the corresponding circle into itself, see [30, 31] for details. In this case, as shown in [30, 31], the index sequence  $\{\sigma_n\}$  of each trajectory  $\tilde{\varphi}_n$  of the mapping  $\tilde{\Phi}$  turns out to be either periodic or the so-called *Sturmian* (see, e.g., [22, Ch. 6], [39, Ch. 2]).

At present there are several definitions of the Sturmian sequences. Let us restrict ourselves to one of them: let  $\{\varphi_n\}$  be a trajectory running on a circle of length 1 (or, equivalently, on the interval  $[0, 1)$ ) through the rotation map

$$\varphi_{n+1} = \varphi_n + \theta \bmod 1, \quad (18)$$

where  $\theta$  is an irrational number. We associate the index sequence  $\{\sigma_n\}$  with this trajectory and set (see Fig. 3a)

$$\sigma_n = \begin{cases} 0, & \text{if } \varphi_n \in I_0 := [\theta, 1), \\ 1, & \text{if } \varphi_n \in I_1 := [0, \theta). \end{cases} \quad (19)$$

Then the resulting sequence  $\sigma = \{\sigma_n\}$  (non-periodic due to the irrationality of  $\theta$ ) is the so-called Sturmian sequence formed by the symbol pair  $\{0, 1\}$ . We also note that the characteristic property of Sturmian sequences  $\sigma$  is that the identity

$$p(n, \sigma) \equiv n + 1 \quad (20)$$

<sup>3</sup>The mapping  $f(\varphi)$  of a circle into itself is called *orientation-preserving* if for any triple of points  $\varphi_0, \varphi_1, \varphi_2$  on the circle the order of these points in going round the circle in any direction agrees with the order of their images  $f(\varphi_0), f(\varphi_1), f(\varphi_2)$  when going around the circle in the same direction.



holds for them, where  $p(n, \sigma)$  is the so-called *subword complexity function*, defined as the number of distinct words of length  $n$  in the sequence  $\sigma$ , see, e.g. [39, Sec. 1.2.2], [22, Sec. 5.1.3], [9, Sec. 6].

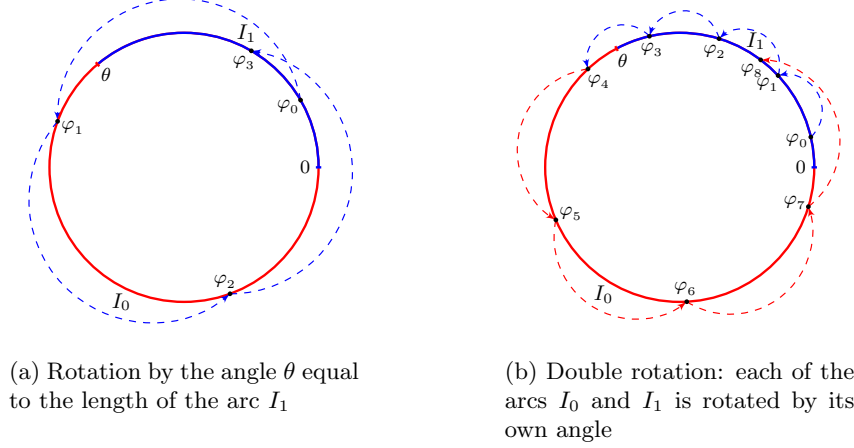


Figure 3: Regular and double rotation of a circle

One of the most important properties of the Sturmian sequences is the following fact [22, Lemma 6.1.3]:

**Lemma 2.** *In any Sturmian sequence consisting of two characters  $\{0, 1\}$ , exactly one of the symbol sequences (words)  $00$  or  $11$  does not occur.*

This property holds (with some reservations) also in the case where the index sequences are determined by the rotations of the circle (18) around the rational angle  $\theta$ .

For illustration, note that *the Sturmian index sequence (17) does not contain the symbol sequence (word)  $00$ .*

## 5 A Pair of Matrices Similar to Plane Rotations

The majority of the facts presented in this section are based on computational experiments and have no theoretical basis at this time. Therefore, this section should be considered as a set of questions (with accompanying comments) for further investigation.

As mentioned in Section 4, previous studies [14, 16, 30, 31, 38] for matrix sets (15) consisting of nonnegative matrices of a special form have provided some clarity on the structure of index sequences that yield the maximal growth rate of matrix product norms. For this reason, in this section we focus on considering less studied matrix sets, namely sets consisting of nonnegative matrices. Our goal is to give an example of matrix sets  $\mathcal{A} = \{A_0, A_1\}$  consisting of a pair of matrices of dimension  $2 \times 2$ , in which the sequences of indices  $\{\sigma_i\}$  maximizing  $\|A_{\sigma_n} \cdots A_{\sigma_1} A_{\sigma_0} x\|$ , where  $\|\cdot\|$  is a Barabanov norm, **are not Sturmian!** One of the simplest types of this kind of matrix sets is the set of matrices  $\mathcal{A} = \{A_0, A_1\}$ , where

$$A_0 = \begin{bmatrix} \cos \theta_0 & -\sin \theta_0 \\ \sin \theta_0 & \cos \theta_0 \end{bmatrix}, \quad A_1 = \begin{bmatrix} \cos \theta_1 & -\lambda \sin \theta_1 \\ \frac{1}{\lambda} \sin \theta_1 & \cos \theta_1 \end{bmatrix}. \quad (21)$$

Next, we consider the sets of matrices  $\mathcal{A} = \{A_0, A_1\}$ , defined by the following parameters:

- Case 1 :  $\theta_0 = 0.4, \quad \theta_1 = 0.8, \quad \lambda = 0.75,$
- Case 2 :  $\theta_0 \approx 0.6151, \quad \theta_1 = 0.8, \quad \lambda = 0.75,$
- Case 3 :  $\theta_0 = 0.7, \quad \theta_1 = 0.8, \quad \lambda = 0.75.$

In these cases, the software tools described in Section 6 allowed not only to visualize approximately the shape of the unit sphere of the Barabanov norm, but also to show examples of iterations  $x_{n+1} = A_{\sigma_n} x_n$  where the maximum growth rate of the Barabanov norm of  $\|x_n\|$  is reached. It also approximately finds the angular function  $\tilde{\Phi}(\varphi)$  (see (14)) of the matrix set  $\mathcal{A}$ , whose iterations allow the computation of the angular coordinates  $\tilde{\varphi}_n$  of the corresponding vectors  $x_n$ , without computing their norms! The results of the corresponding numerical simulations are shown in Fig. 4, 5 and 6. Since the meaning of the notation in these figures repeats verbatim the explanations made for Fig. F:0a, 1b and 1c, we do not present them here.

As can be seen in Figs. 4a, 5a, and 6a, in all three cases the set  $X_0 \cap X_1$  (see definitions in (10), (11)) turns out to be the union of two straight lines passing through the origin (dash-dotted lines). In this context, the following question arises.

**Question 1.** For the case of a pair of nonnegative matrices (15), the statement that the part of the set  $X_0 \cap X_1$  passing through the first and third quadrants is a straight line is strictly justified in [30, 31]. We are not aware of such a proof for the sets of matrices (21) considered in this section. The question arises: **Is the set  $X_0 \cap X_1$  in this case always the union of two straight lines? And why only of two?**  $\square$

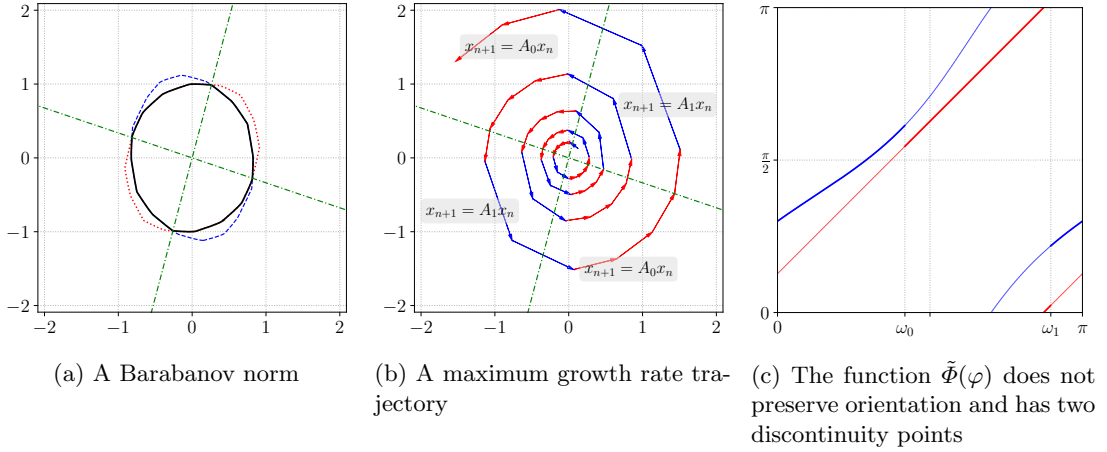


Figure 4: A Barabanov norm and the angular function: Case 1

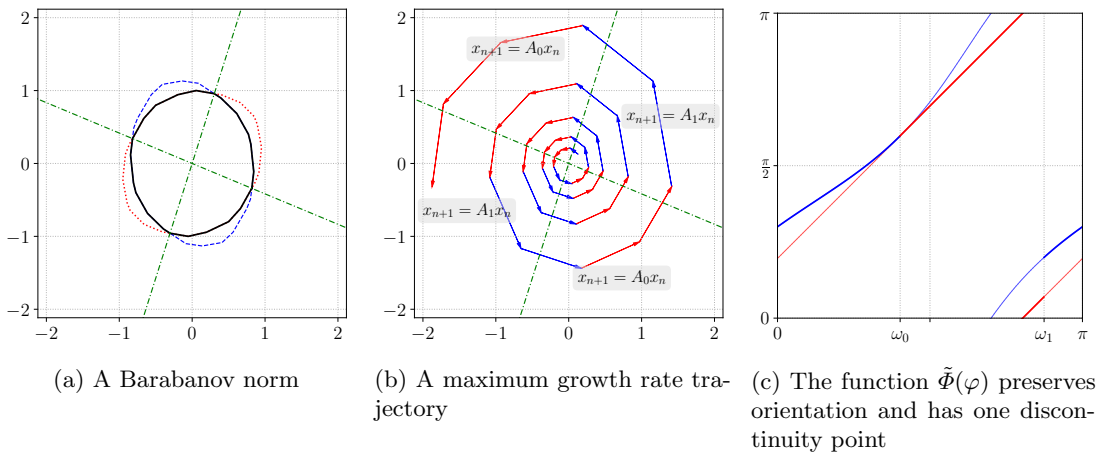


Figure 5: A Barabanov norm and the angular function: Case 2

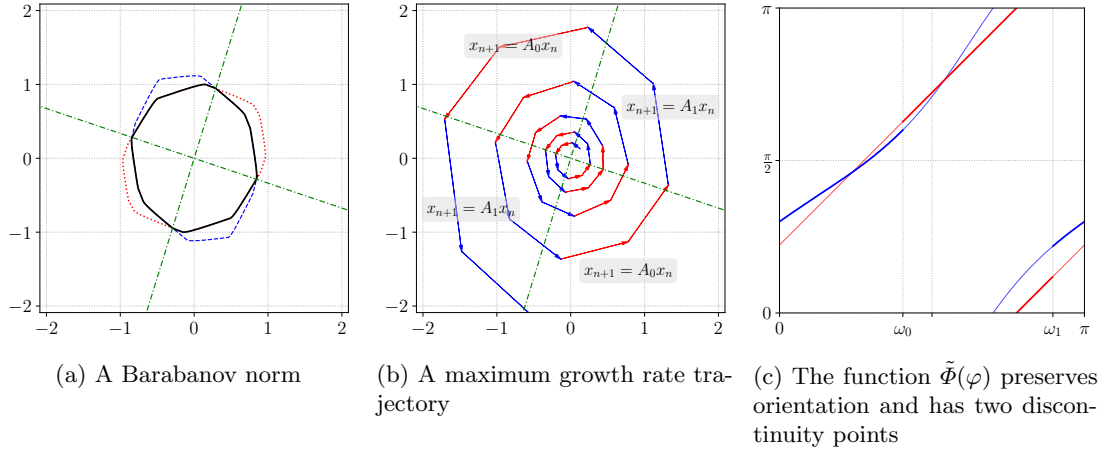


Figure 6: A Barabanov norm and the angular function: Case 3

From Figs. 4b, 5b, and 6b it is evident (and it was calculated with the program `barnorm_rot.py` described in Section 6) that the index sequences of the trajectories with the maximum growth rate in the Barabanov norm, for Cases 1–3, are as follows:

$$\begin{aligned} \{\sigma_n\} &= 10000110000110000110001100001100001100001100001100\dots, \\ \{\sigma_n\} &= 10001100110001100110001100110001100110001100110001100110001\dots, \\ \{\sigma_n\} &= 1001100110011000110011001100110011001100110011001100011001\dots \end{aligned}$$

These sequences contain both the **00** symbol sets and the **11** symbol sets. By Lemma 2, the following fundamentally important conclusion follows.

**Main Claim.** *In the cases of pairs of matrices (21), similar to plane rotations, the index sequences of trajectories with the maximal growth rate in the Barabanov norm are not Sturmian.*

Let us turn to a more detailed analysis of the obtained results of numerical simulation.

**Case 1.** As can be seen from Fig. 4c, in Case 1 the angular function  $\tilde{\Phi}(\varphi)$ , considered as a mapping of the circle into itself, **does not preserve orientation**. In particular, this situation resembles the behavior of the so-called *double rotations* [4, 19, 37, 45], defined by the equation

$$f_{\theta_1, \theta_2, \theta}(\varphi) = \begin{cases} \varphi + \theta_1 \bmod 1 & \text{for } x \in [0, \theta), \\ \varphi + \theta_2 \bmod 1 & \text{for } x \in [\theta, 1), \end{cases} \quad (22)$$

where  $(\theta_1, \theta_2, \theta) \in [0, 1) \times [0, 1) \times [0, 1)$  are some parameters (see the example in Fig. 3b).

The mappings  $\tilde{\Phi}(\varphi)$  and  $f_{\theta_1, \theta_2, \theta}(\varphi)$  are related by the fact that both are not continuous and do not preserve orientation on a circle but their action is determined by some “rotations” on two continuity intervals of the mappings. The difference between the angular function  $\tilde{\Phi}(\varphi)$  from the double rotations of the circle  $f_{\theta_1, \theta_2, \theta}(\varphi)$  is that for the first of these mappings, the rotation angles are not constant, while in the case of the mapping  $f_{\theta_1, \theta_2, \theta}(\varphi)$ , the rotation angles are constant for each of the intervals  $[0, \theta)$  and  $[\theta, 1)$ . Double rotations of the circle are thus somewhat easier to study, and some progress has been made recently in their analysis [4, 19, 45].

**Question 2.** Is it possible (by analogy with the case of the angular function  $\tilde{\Phi}(\varphi)$  for the set of nonnegative matrices (15)) for the angular function  $\tilde{\Phi}(\varphi)$ , arising in Case 1, select parameters  $\theta_1, \theta_2, \theta$  such that the corresponding index sequences for the mapping  $\tilde{\Phi}(\varphi)$  would match the index sequences for the mapping  $f_{\theta_1, \theta_2, \theta}(\varphi)$ ?  $\square$

A positive answer to this question does not seem very likely. As a first step to clarify the situation, it would be possible to compare the frequencies of occurrence of the symbols  $\mathbf{0}$  and  $\mathbf{1}$ , as well as groups of consecutive identical symbols  $\mathbf{00}\dots\mathbf{0}$  and  $\mathbf{11}\dots\mathbf{1}$  in index sequences for the mappings  $\tilde{\Phi}(\varphi)$  and  $f(\theta_1, \theta_2, \theta)(\varphi)$ . Perhaps a negative answer to Question 2 could have been obtained already at this stage.

**Question 3.** Again by analogy with the case of the angular function  $\tilde{\Phi}(\varphi)$  for the set of matrices (15): For the angular function  $\tilde{\Phi}(\varphi)$  occurring in Case 1, are there limit frequencies for the occurrence of the symbols  $\mathbf{0}$  and  $\mathbf{1}$  in index sequences  $\{\sigma_n\}$ ? If the answer is yes, do these frequencies depend on a particular index sequence or not (as in the case of the angular function  $\tilde{\Phi}(\varphi)$  for the matrix set (15))?  $\square$

**Question 4.** If Question 3 is answered in the affirmative, then are the limiting frequencies of occurrence of the symbols  $\mathbf{0}$  and  $\mathbf{1}$  in the index sequences  $\{\sigma_n\}$  for the angular function  $\tilde{\Phi}(\varphi)$  dependent on a particular index sequence or not (as in the case of the angular function  $\tilde{\Phi}(\varphi)$  for a set of matrices (15))?  $\square$

In answering Question 4, it might be useful to refer to the theory of circle mappings [1–3, 41, 42], both continuous and discontinuous, which are not orientation-preserving. Unfortunately, the lack of the orientation preserving property makes the analysis of the mappings of the circle much more difficult. Instead of characterizing the “mean rotation angle” in such mappings by the so-called “rotation number” (a standard tool when working with orientation-preserving circle mappings), the concept of a “rotation interval” emerges in non-orientation-preserving circle mappings [1, 3, 41, 42]. The latter fact may be crucial in answering whether the frequency of occurrence of symbols in an index sequence depends on that sequence. Note, however, that in our numerical experiments the dependence of the frequency characteristics on the trajectory was not observed.

**Cases 2 and 3.** In these cases the angular function  $\tilde{\Phi}(\varphi)$ , considered as a mapping of the circle into itself, **preserves orientation**. In Case 2 it has one discontinuity point and in Case 3 two, see Figs. 5c and 6c. Therefore [27, 30, 31], for the mapping  $\tilde{\Phi}(\varphi)$  in these cases, the so-called *rotation number*  $\varkappa(\tilde{\Phi})$  is defined, which characterizes the “mean rotation angle” performed by this mapping.

In the case where  $\tilde{\Phi}(\varphi)$  is an angular function (12) generated by the pair of nonnegative matrices (15), the rotation number  $\varkappa(\tilde{\Phi})$  coincides with the frequency of hitting the trajectory elements

$$x_{n+1} = A_{\sigma_n} x_n, \quad n = 0, 1, \dots,$$

into the set  $X_0$ , and hence with the frequency of occurrence of the symbol  $\mathbf{0}$  in the corresponding index sequence.

**Question 5.** In Cases 2 and 3, as mentioned above, a rotation number is also defined for the mapping  $\tilde{\Phi}(\varphi)$ . However, whether this implies the existence of limiting frequencies for the occurrence of the symbols  $\mathbf{0}$  and  $\mathbf{1}$  in the index sequences  $\{\sigma_n\}$  for the angular function  $\tilde{\Phi}(\varphi)$  remains unclear!  $\square$

The behavior of the mapping  $\tilde{\Phi}(\varphi)$ , considered as a mapping of a circle, resembles the behavior of the mapping of a circle (18) in Cases 2 and 3:

$$\varphi_{n+1} = \varphi_n + \theta \pmod{1}, \quad (23)$$

with the difference that this time the index sequence  $\{\sigma_n\}$  is not calculated using formula (19), but as follows:

$$\sigma_n = \begin{cases} 0, & \text{if } \varphi_n \in I_0 := [\theta_0, 1), \\ 1, & \text{if } \varphi_n \in I_1 := [0, \theta_0), \end{cases} \quad (24)$$

where the length of the interval  $I_1$  is generally different from the angle of rotation:  $\theta_0 \neq \theta$ . As shown in [10], the behavior of the index sequence (24) can be expressed in terms of a pair of Sturmian sequences generated by rotation through angle  $\theta$ , but in a rather complex way.

A question similar to that of 2 may be asked here.

**Question 6.** For the angular function  $\tilde{\Phi}(\varphi)$  occurring in Cases 2 and 3, is it possible to choose the parameters  $\theta_0$  and  $\theta$  such that the corresponding index sequences for  $\tilde{\Phi}(\varphi)$  coincide with the index sequences (24) for the rotation mapping (23)?  $\square$

As in the case of Question 2, a positive answer to this question does not seem very likely. Here, as a first step to clarify the situation, one might compare the frequencies of occurrence of the symbols  $\mathbf{0}$  and  $\mathbf{1}$  as well as groups of consecutive identical symbols  $\mathbf{00\dots0}$  and  $\mathbf{11\dots1}$  in index sequences for the mappings  $\tilde{\Phi}(\varphi)$  and (23)–(24). Note, however, that in this case (unlike the situation described in the discussion of Question 4) the computation of the frequency characteristics of the index sequences (24) can be performed theoretically, which is possible may simplify the research.

## 6 Methods and Tools for Numerical Modeling

In this work, an approximate construction of Barabanov norms of matrix sets (and visualization of their unit spheres as well as the trajectories with the maximum growth rate in the Barabanov norm) was performed using the programs `barnorm_sturm.py` and `barnorm_rot.py`, which are available for download from the website <https://github.com/kozyakin/barnorm>. These programs use a small modification of the max-relaxation algorithm for the iterative construction of Barabanov norms, which can be found in [33, 35]. The modification compared to the software implementation of the corresponding algorithms described in [34] was that convex centrally symmetric polygons were chosen as unit spheres of norms approximating the Barabanov norm. The advantage of this approach over the approach of [34] is that when linear transformations are applied, the unit spheres of the norms  $\|A_0x\|$  and  $\|A_1x\|$  are again convex centrally symmetric polygons. Using the library `shapely` of the language Python, this allows the iterative computation of the norm  $\max\{\|A_0x\|, \|A_1x\|\}$  without loss of precision for each iteration.

The programs `barnorm_sturm.py` and `barnorm_rot.py` differ from each other only by the specification of the matrices  $A_0$  and  $A_1$  and by the amount of displayed graphical data. Both programs are written in the programming language Python of versions 3.8-3.9 of the `Miniconda3` (`Anaconda3`) distribution.

For the convenience of the reader, a listing of the program `barnorm_rot.py` is provided in the Appendix.

## 7 Conclusion

The paper presents the results of a numerical simulation of the fastest growing (in the Barabanov norm) trajectories generated by sets of  $2 \times 2$  matrices. The results obtained indicate that in certain situations the maximum growth rate can be achieved on trajectories with non-Sturmian sequences of indices, which makes these situations fundamentally different from most theoretical studies carried out so far in the theory of joint/generalized spectral radius.

Section 5 presents the results of the numerical simulations performed in this paper and formulates a number of open questions. In particular, it would be interesting to compare the complexity functions  $p(n, \sigma)$  of the index sequences  $\sigma = \{\sigma_n\}$  of the mappings  $\tilde{\Phi}(\varphi)$  with the complexity functions of the index sequences of the “test” circle mappings (22) and (23)–(24). This question seems all the more interesting because, unlike Sturmian sequences for which the growth rate of the function  $p(n, \sigma)$  is linear (see (20)), for sequences generated by the double rotation mappings (23)–(24), the growth rate of the complexity function can be superlinear:  $p(n, \sigma) \sim n^\gamma$ , where  $\gamma > 1$  [19].

Since the bulk of the results presented above are numerical in nature, this paper should not be considered a full-fledged theoretical study but rather a plan for further research on the subject.

## Acknowledgments

The author thanks Aljoša Peperko for pointing out some obscurities in the presentation.

## References

- [1] L. Alsedà and J. M. Moreno, *On the rotation sets for non-continuous circle maps*, Acta Math. Univ. Comenian. (N.S.) **69** (2000), no. 1, 115–125. MR 1796792. Zbl 0967.37025.
- [2] L. Alsedà and F. Mañosas, *Kneading theory for a family of circle maps with one discontinuity*, Acta Math. Univ. Comenian. (N.S.) **65** (1996), no. 1, 11–22. MR 1422291. Zbl 0863.34046.
- [3] L. Alsedà and F. Mañosas, *Kneading theory and rotation intervals for a class of circle maps of degree one*, Nonlinearity **3** (1990), no. 2, 413–452, URL <https://iopscience.iop.org/article/10.1088/0951-7715/3/2/008>. MR 1054582. Zbl 0735.54026.
- [4] M. Artigiani, C. Fougeron, P. Hubert, and A. Skripchenko, *A note on double rotations of infinite type*, ArXiv.org e-Print archive, February 2021, [arXiv:2102.11803](https://arxiv.org/abs/2102.11803).
- [5] N. E. Barabanov, *Lyapunov indicator of discrete inclusions. I*, Autom. Remote Control **49** (1988), no. 2, 152–157. MR 940263. Zbl 0665.93043.
- [6] N. E. Barabanov, *The Lyapunov indicator of discrete inclusions. II*, Autom. Remote Control **49** (1988), no. 3, 283–287. MR 943889. Zbl 0665.93044.
- [7] N. E. Barabanov, *The Lyapunov indicator of discrete inclusions. III*, Autom. Remote Control **49** (1988), no. 5, 558–565. MR 952665. Zbl 0665.93045.
- [8] M. A. Berger and Y. Wang, *Bounded semigroups of matrices*, Linear Algebra Appl. **166** (1992), 21–27, doi:10.1016/0024-3795(92)90267-E. MR 1152485. Zbl 0818.15006.
- [9] J. Berstel and J. Karhumäki, *Combinatorics on words—a tutorial*, Bull. Eur. Assoc. Theor. Comput. Sci. EATCS (2003), no. 79, 178–228, doi:10.1142/9789812562494\_0059. MR 1965433. Zbl 1065.68078.
- [10] J. Berstel and L. Vuillon, *Coding rotations on intervals*, Theoret. Comput. Sci. **281** (2002), no. 1–2, 99–107, doi:10.1016/S0304-3975(02)00009-9, [arXiv:math/0106217](https://arxiv.org/abs/math/0106217). MR 1909570. Zbl 0997.68094.
- [11] D. P. Bertsekas and J. N. Tsitsiklis, *Parallel and distributed computation. Numerical methods*, Prentice Hall, Englewood Cliffs. NJ, 1989. Zbl 0743.65107.
- [12] V. D. Blondel and V. Canterini, *Undecidable problems for probabilistic automata of fixed dimension*, Theory Comput. Syst. **36** (2003), no. 3, 231–245, doi:10.1007/s00224-003-1061-2. MR 1962327. Zbl 1039.68061.
- [13] V. D. Blondel, R. Jungers, and V. Protasov, *On the complexity of computing the capacity of codes that avoid forbidden difference patterns*, IEEE Trans. Inform. Theory **52** (2006), no. 11, 5122–5127, doi:10.1109/TIT.2006.883615, [arXiv:cs/0601036](https://arxiv.org/abs/cs/0601036). MR 2300380. Zbl 1320.94039.
- [14] V. D. Blondel, J. Theys, and A. A. Vladimirov, *An elementary counterexample to the finiteness conjecture*, SIAM J. Matrix Anal. Appl. **24** (2003), no. 4, 963–970 (electronic), doi:10.1137/S0895479801397846. MR 2003315. Zbl 1043.15007.
- [15] V. D. Blondel and J. N. Tsitsiklis, *A survey of computational complexity results in systems and control*, Automatica J. IFAC **36** (2000), no. 9, 1249–1274, doi:10.1016/S0005-1098(00)00050-9. MR 1834719. Zbl 0989.93006.

- [16] T. Bousch and J. Mairesse, *Asymptotic height optimization for topical IFS, Tetris heaps, and the finiteness conjecture*, J. Amer. Math. Soc. **15** (2002), no. 1, 77–111 (electronic), doi:10.1090/S0894-0347-01-00378-2. MR 1862798. Zbl 1057.49007.
- [17] R. K. Brayton and C. H. Tong, *Stability of dynamical systems: a constructive approach*, IEEE Trans. Circuits Syst. **26** (1979), no. 4, 224–234, doi:10.1109/TCS.1979.1084637. MR 525235. Zbl 0413.93048.
- [18] D. Chazan and W. Miranker, *Chaotic relaxation*, Linear Algebra Appl. **2** (1969), 199–222, doi:10.1016/0024-3795(69)90028-7. MR 0251888. Zbl 0225.65043.
- [19] G. Clack, *Double rotations*, Ph.D. thesis, Department of mathematics, University of Surrey (United Kingdom), 2013, URL <https://openresearch.surrey.ac.uk/esploro/outputs/doctoral/Double-Rotations/99511546402346>.
- [20] I. Daubechies and J. C. Lagarias, *Sets of matrices all infinite products of which converge*, Linear Algebra Appl. **161** (1992), 227–263, doi:10.1016/0024-3795(92)90012-Y. MR 1142737. Zbl 0746.15015.
- [21] I. Daubechies and J. C. Lagarias, *Corrigendum/addendum to: “Sets of matrices all infinite products of which converge” [Linear Algebra Appl. **161** (1992), 227–263; MR1142737 (93f:15006)]*, Linear Algebra Appl. **327** (2001), no. 1-3, 69–83, doi:10.1016/S0024-3795(00)00314-1. MR 1823340. Zbl 0978.15024.
- [22] N. P. Fogg, *Substitutions in dynamics, arithmetics and combinatorics*, Lecture Notes in Mathematics, vol. 1794, Springer-Verlag, Berlin, 2002, edited by V. Berthé, S. Ferenczi, C. Mauduit and A. Siegel, doi:10.1007/b13861. MR 1970385. Zbl 1014.11015.
- [23] C. Heil and G. Strang, *Continuity of the joint spectral radius: application to wavelets*, Linear algebra for signal processing (Minneapolis, MN, 1992), IMA Vol. Math. Appl., vol. 69, Springer, New York, 1995, pp. 51–61, doi:10.1007/978-1-4612-4228-4\_4. MR 1351732. Zbl 0823.15009.
- [24] R. A. Horn and C. R. Johnson, *Matrix analysis*, Cambridge University Press, Cambridge, 1985, doi:10.1017/CB09780511810817. MR 832183. Zbl 0576.15001.
- [25] R. Jungers, *The joint spectral radius*, Lecture Notes in Control and Information Sciences, vol. 385, Springer-Verlag, Berlin, 2009, Theory and applications, doi:10.1007/978-3-540-95980-9. MR 2507938.
- [26] R. M. Jungers, V. Protasov, and V. D. Blondel, *Efficient algorithms for deciding the type of growth of products of integer matrices*, Linear Algebra Appl. **428** (2008), no. 10, 2296–2311, doi:10.1016/j.laa.2007.08.001. MR 2405246. Zbl 1145.65030.
- [27] V. Kozyakin, *A dynamical systems construction of a counterexample to the finiteness conjecture*, Proceedings of the 44th IEEE Conference on Decision and Control, 2005 and 2005 European Control Conference. CDC-ECC’05., 2005, pp. 2338–2343, doi:10.1109/CDC.2005.1582511.
- [28] V. S. Kozyakin, *Algebraic unsolvability of problem of absolute stability of desynchronized systems*, Autom. Remote Control **51** (1990), no. 6, 754–759. MR 1071607. Zbl 0737.93056.
- [29] V. S. Kozyakin, *Indefinability in  $o$ -minimal structures of finite sets of matrices whose infinite products converge and are bounded or unbounded*, Autom. Remote Control **64** (2003), no. 9, 1386–1400, doi:10.1023/A:1026091717271. MR 2090805. Zbl 1078.93017.
- [30] V. S. Kozyakin, *Rotation numbers of discontinuous orientation-preserving circle maps revisited*, Information Processes **5** (2005), no. 4, 301–335, URL <http://www.jip.ru/2005/283-300.pdf>.

- [31] V. S. Kozyakin, *Structure of extremal trajectories of discrete linear systems and the finiteness conjecture*, Autom. Remote Control **68** (2007), no. 1, 174–209, doi:10.1134/S0005117906040171. Zbl 1195.93082.
- [32] V. S. Kozyakin, *Algebraic unsolvability of problem of absolute stability of desynchronized systems revisited*, ArXiv.org e-Print archive, January 2013, arXiv:1301.5409.
- [33] V. Kozyakin, *Iterative building of Barabanov norms and computation of the joint spectral radius for matrix sets*, Discrete Contin. Dyn. Syst. Ser. B **14** (2010), no. 1, 143–158, doi:10.3934/dcdsb.2010.14.143, arXiv:0810.2154. MR 2644257. Zbl 1201.65067.
- [34] V. Kozyakin, *Max-Relaxation iteration procedure for building of Barabanov norms: Convergence and examples*, ArXiv.org e-Print archive, February 2010, arXiv:1002.3251.
- [35] V. Kozyakin, *A relaxation scheme for computation of the joint spectral radius of matrix sets*, J. Differ. Equations Appl. **17** (2011), no. 2, 185–201, doi:10.1080/10236198.2010.549008, arXiv:0810.4230. MR 2783343. Zbl 1214.65015.
- [36] V. Kozyakin, *An annotated bibliography on the convergence of matrix products and the theory of joint/generalized spectral radius*, Preprint, Institute for Information Transmission Problems, Moscow, December 2013, doi:10.13140/RG.2.1.4257.5040/1.
- [37] S. Kryzhevich, *Invariant measures for interval translations and some other piecewise continuous maps*, Math. Model. Nat. Phenom. **15** (2020), 15, doi:10.1051/mmnp/2019041.
- [38] J. C. Lagarias and Y. Wang, *The finiteness conjecture for the generalized spectral radius of a set of matrices*, Linear Algebra Appl. **214** (1995), 17–42, doi:10.1016/0024-3795(93)00052-2. MR 1311628. Zbl 0818.15007.
- [39] M. Lothaire, *Algebraic combinatorics on words*, Encyclopedia of Mathematics and its Applications, vol. 90, Cambridge University Press, Cambridge, 2002, doi:10.1017/CB09781107326019. MR 1905123. Zbl 1221.68183.
- [40] M. Maesumi, *Calculating joint spectral radius of matrices and Hölder exponent of wavelets*, Approximation theory IX, Vol. 2 (Nashville, TN, 1998), Innov. Appl. Math., Vanderbilt Univ. Press, Nashville, TN, 1998, pp. 205–212. MR 1744409. Zbl 0916.42026.
- [41] M. Misiurewicz, *Rotation intervals for a class of maps of the real line into itself*, Ergodic Theory Dynam. Systems **6** (1986), no. 1, 117–132, doi:10.1017/S0143385700003321. MR 837979. Zbl 0615.54030.
- [42] M. Misiurewicz, *Rotation theory*, Scholarpedia **2** (2007), 3873, doi:10.4249/scholarpedia.3873.
- [43] B. E. Moision, A. Orbitsky, and P. H. Siegel, *On codes that avoid specified differences*, IEEE Trans. Inform. Theory **47** (2001), no. 1, 433–442, doi:10.1109/18.904557. MR 1820392. Zbl 0998.94563.
- [44] G.-C. Rota and G. Strang, *A note on the joint spectral radius*, Nederl. Akad. Wetensch. Proc. Ser. A 63 = Indag. Math. **22** (1960), 379–381, doi:10.1016/S1385-7258(60)50046-1. MR 0147922. Zbl 0095.09701.
- [45] H. Suzuki, S. Ito, and K. Aihara, *Double rotations*, Discrete Contin. Dyn. Syst. **13** (2005), no. 2, 515–532, doi:10.3934/dcds.2005.13.515. MR 2152403. Zbl 1078.37033.
- [46] J. N. Tsitsiklis and V. D. Blondel, *The Lyapunov exponent and joint spectral radius of pairs of matrices are hard — when not impossible — to compute and to approximate*, Math. Control Signals Systems **10** (1997), no. 1, 31–40, doi:10.1007/BF01219774. MR 1462278. Zbl 0888.65044.
- [47] F. Wirth, *The generalized spectral radius and extremal norms*, Linear Algebra Appl. **342** (2002), 17–40, doi:10.1016/S0024-3795(01)00446-3. MR 1873424. Zbl 0996.15020.



# Appendix

The code below is written in the Python programming language versions 3.8–3.9 of the Miniconda3 (Anaconda3) distribution. This and some other related scripts for calculating the Barabanov norm can be downloaded from the website <https://github.com/kozyakin/barnorm>.

```
1 # -*- coding: utf-8 -*-
2 """Barabanov norms for rotation matrices.
3
4 Created on Sat Sep 21 12:37:46 2019.
5 Last updated on Mon Jan 17 18:50:05 2022 +0300.
6
7 @author: Victor Kozyakin
8 """
9 import time
10 import math
11 from matplotlib import pyplot
12 from matplotlib.ticker import MultipleLocator
13 import numpy as np
14 import shapely
15 from shapely.geometry import LineString
16 from shapely.geometry import MultiPoint
17
18
19 def polygonal_norm(_x, _y, _h):
20     """Calculate the norm specified by a polygonal unit ball.
21
22     Args:
23         _x (real): x-coordinate of vector
24         _y (real): y-coordinate of vector
25         _h (MultiPoint): polygonal norm unit ball
26
27     Returns:
28         real: vector's norm
29     """
30     _hb = _h.bounds
31     _scale = 0.5 * math.sqrt(
32         ((_hb[2] - _hb[0])**2 +
33          (_hb[3] - _hb[1])**2) / (_x**2 + _y**2))
34     _ll = LineString([(0, 0), (_scale*_x, _scale*_y)])
35     _h_int = _ll.intersection(_h).coords
36     return math.sqrt(
37         (_x**2 + _y**2) / (_h_int[1][0]**2 + _h_int[1][1]**2))
38
39
40 def min_max_norms_quotent(_g, _h):
41     """Calculate the min/max of the quotient g-norm/h-norm.
42
43     Args:
44         _g (MultiPoint): polygonal norm unit ball
45         _h (MultiPoint): polygonal norm unit ball
46
47     Returns:
48         2x0-array: mimimum and maximum of g-norm/h-norm
49     """
50     _pg = _g.boundary.coords
51     _dimg = len(_pg) - 1
52     _sg = [1 / polygonal_norm(_pg[i][0], _pg[i][1], _h)
53            for i in range(_dimg)]
54     _ph = _h.boundary.coords
55     _dimh = len(_ph) - 1
56     _sh = [polygonal_norm(_ph[i][0], _ph[i][1], _g)
57            for i in range(_dimh)]
58     _sgh = _sg + _sh
59     return (min(_sgh), max(_sgh))
60
```

```

61
62 def matrix_angular_coord(_a, _t):
63     """Calculate the angular coordinate of vector Ax given vector x.
64
65     Args:
66         _a (2x2 np.array): input matrix A
67         _t (nx1 np.array): array of input angles of x's
68
69     Returns:
70         [nx1 np.array]: array of output angles of Ax's
71     """
72     _cos_t = math.cos(_t)
73     _sin_t = math.sin(_t)
74     _vec_t = np.asarray([_cos_t, _sin_t])
75     _vec_t_transpose = np.transpose(_vec_t)
76     _rot_back = np.asarray([[_cos_t, _sin_t], [-_sin_t, _cos_t]])
77     _vec_a = np.matmul(np.matmul(_rot_back, _a), _vec_t_transpose)
78     return _t + math.atan2(_vec_a[1], _vec_a[0])
79
80
81 # Initialization
82
83 t_tick = time.time()
84 T_BARNORM_COMP = 0.
85
86 TOL = 0.0000001
87 ANGLE_STEP = 0.01
88 LEN_TRAJECTORY = 10000
89 NUM_SYMB = 50
90 L_BOUND = 0.2
91 U_BOUND = 2.2
92
93 THETA0 = 0.7 # 0.4 # 0.6151 # one point of discontinuity
94 THETA1 = 0.8
95 COS_A0 = math.cos(THETA0)
96 SIN_A0 = math.sin(THETA0)
97 COS_A1 = math.cos(THETA1)
98 SIN_A1 = math.sin(THETA1)
99 LAMBDA = 0.75
100
101 A0 = np.asarray([[COS_A0, -SIN_A0], [SIN_A0, COS_A0]])
102 A1 = np.asarray([[COS_A1, -LAMBDA * SIN_A1],
103                 [(1 / LAMBDA) * SIN_A1, COS_A1]])
104 A0T = np.transpose(A0)
105 A1T = np.transpose(A1)
106
107 # Computation initialization
108
109 if ((np.linalg.det(A0) == 0) or (np.linalg.det(A1) == 0)):
110     raise SystemExit("Set of matrices is degenerate. End of work!")
111
112 INV_A0 = np.linalg.inv(A0)
113 INV_A1 = np.linalg.inv(A1)
114 INV_A0T = np.transpose(INV_A0)
115 INV_A1T = np.transpose(INV_A1)
116
117 p0 = np.asarray([[1, -1], [1, 1]])
118 p0 = np.concatenate((p0, -p0), axis=0)
119 p0 = MultiPoint(p0)
120 h0 = p0.convex_hull
121
122 scale0 = 1 / max(h0.bounds[2], h0.bounds[3])
123 h0 = shapely.affinity.scale(h0, xfact=scale0, yfact=scale0)
124
125 t_ini = time.time() - t_tick
126
127 print('\n # rho_min rho rho_max Num_edges\n')

```

```

128
129 # Computation iterations
130
131 NITER = 0.
132 while True:
133     t_tick = time.time()
134
135     p0 = np.asarray(MultiPoint(h0.boundary.coords))
136
137     p1 = MultiPoint(np.matmul(p0, INV_A0T))
138     h1 = p1.convex_hull
139
140     p2 = MultiPoint(np.matmul(p0, INV_A1T))
141     h2 = p2.convex_hull
142
143     h12 = h1.intersection(h2)
144     p12 = MultiPoint(h12.boundary.coords)
145
146     rho_minmax = min_max_norms_quotent(h12, h0)
147     rho_max = rho_minmax[1]
148     rho_min = rho_minmax[0]
149
150     rho = (rho_max + rho_min) / 2
151
152     h0 = h0.intersection(shapely.affinity.scale(h12, xfact=rho,
153                                                yfact=rho))
154
155     T_BARNORM_COMP += (time.time() - t_tick)
156
157     NITER += 1
158     print(f'{NITER:3.0f}.', f'{rho_min:.6f}',
159           f'{rho:.6f}', f'{rho_max:.6f}', ' ',
160           len(h0.boundary.coords) - 1)
161     scale0 = 1 / max(h0.bounds[2], h0.bounds[3])
162     h0 = shapely.affinity.scale(h0, xfact=scale0, yfact=scale0)
163
164     if (rho_max - rho_min) < TOL:
165         break
166
167 # Plotting Barabanov norm
168
169 t_tick = time.time()
170
171 h10 = shapely.affinity.scale(h1, xfact=rho, yfact=rho)
172 p10 = np.asarray(MultiPoint(h10.boundary.coords))
173
174 h20 = shapely.affinity.scale(h2, xfact=rho, yfact=rho)
175 p20 = np.asarray(MultiPoint(h20.boundary.coords))
176
177 bb = 1.7 * max(h0.bounds[2], h10.bounds[2], h20.bounds[2],
178               h0.bounds[3], h10.bounds[3], h20.bounds[3])
179
180 pyplot.rc('text', usetex=True)
181 pyplot.rc('font', family='serif')
182
183 # =====
184 # Tuning the LaTeX preamble (e.g. for international support)
185 #
186 # pyplot.rcParams['text.latex.preamble'] = \
187 #     r'\usepackage[utf8]{inputenc}' + '\n' + \
188 #     r'\usepackage[russian]{babel}' + '\n' + \
189 #     r'\usepackage{amsmath}'
190 # =====
191
192 # Plotting Barabanov's norm
193
194 fig1 = pyplot.figure(1, dpi=108)

```

```

195 ax1 = fig1.add_subplot(111)
196 ax1.set_xlim(-1.1*bb, 1.1*bb)
197 ax1.set_ylim(-1.1*bb, 1.1*bb)
198 ax1.set_aspect(1)
199 ax1.tick_params(labelsize=16)
200 ax1.grid(True, linestyle=":")
201 ax1.xaxis.set_major_locator(MultipleLocator(1))
202 ax1.yaxis.set_major_locator(MultipleLocator(1))
203
204 ax1.plot(p10[:, 0], p10[:, 1], ':', color='red', linewidth=1.25)
205 ax1.plot(p20[:, 0], p20[:, 1], '--', color='blue', linewidth=1)
206 ax1.plot(p0[:, 0], p0[:, 1], '-.', color='black')
207
208 # Plotting lines of intersection of norms' unit spheres
209
210 pl10 = LineString(p10)
211 pl20 = LineString(p20)
212 h_int = np.asarray(shapely.affinity.scale(pl10.intersection(pl20),
213                                     xfact=3, yfact=3))
214 arr_switch_N = np.size(h_int[:, 0])
215 arr_switch_ang = np.empty(arr_switch_N)
216 for i in range(np.size(h_int[:, 0])):
217     arr_switch_ang[i] = math.atan2(h_int[i, 1], h_int[i, 0])
218     if arr_switch_ang[i] < 0:
219         arr_switch_ang[i] = arr_switch_ang[i] + 2. * math.pi
220     if h_int[i, 0] >= 0:
221         ax1.plot([2 * h_int[i, 0], -2 * h_int[i, 0]],
222                 [2 * h_int[i, 1], -2 * h_int[i, 1]],
223                 dashes=[5, 2, 1, 2], color='green', linewidth=1)
224
225 t_plot_fig1 = time.time() - t_tick
226 pyplot.show()
227
228
229 # Plotting an extremal trajectory
230
231 t_tick = time.time()
232
233 fig2 = pyplot.figure(1, dpi=108)
234 ax2 = fig2.add_subplot(111)
235 ax2.set_xlim(-1.1*bb, 1.1*bb)
236 ax2.set_ylim(-1.1*bb, 1.1*bb)
237 ax2.set_aspect(1)
238 ax2.tick_params(labelsize=16)
239 ax2.grid(True, linestyle=":")
240 ax2.xaxis.set_major_locator(MultipleLocator(1))
241 ax2.yaxis.set_major_locator(MultipleLocator(1))
242
243 # Plotting lines of intersection of norms' unit spheres
244
245 arr_switch_N = np.size(h_int[:, 0])
246 arr_switch_ang = np.empty(arr_switch_N)
247 for i in range(np.size(h_int[:, 0])):
248     arr_switch_ang[i] = math.atan2(h_int[i, 1], h_int[i, 0])
249     if arr_switch_ang[i] < 0:
250         arr_switch_ang[i] = arr_switch_ang[i] + 2. * math.pi
251     if h_int[i, 0] >= 0:
252         ax2.plot([2 * h_int[i, 0], -2 * h_int[i, 0]],
253                 [2 * h_int[i, 1], -2 * h_int[i, 1]],
254                 dashes=[5, 2, 1, 2], color='green', linewidth=1)
255
256
257 # Plotting the trajectory
258
259 x = np.asarray([1, 1])
260
261 if rho > 1:

```

```

262     x = (L_BOUND / polygonal_norm(x[0], x[1], h0)) * x
263 else:
264     x = (U_BOUND / polygonal_norm(x[0], x[1], h0)) * x
265
266 for i in range(LEN_TRAJECTORY):
267     xprev = x
268     x0 = np.matmul(x, AOT)
269     x1 = np.matmul(x, A1T)
270     if (polygonal_norm(x0[0], x0[1], h0) >
271         polygonal_norm(x1[0], x1[1], h0)):
272         x = x0
273         ax2.arrow(xprev[0], xprev[1], x[0]-xprev[0], x[1]-xprev[1],
274                 head_width=0.04, head_length=0.08, linewidth=0.75,
275                 color='red', length_includes_head=True,
276                 zorder=-i)
277     else:
278         x = x1
279         ax2.arrow(xprev[0], xprev[1], x[0]-xprev[0], x[1]-xprev[1],
280                 head_width=0.04, head_length=0.08, linewidth=0.75,
281                 color='blue', length_includes_head=True,
282                 zorder=-i)
283     if ((polygonal_norm(x[0], x[1], h0) > U_BOUND) or
284         (polygonal_norm(x[0], x[1], h0) < L_BOUND)):
285         break
286
287 arr_switch_ang.sort()
288 ISPLIT = 0
289 for i in range(np.size(arr_switch_ang)):
290     if arr_switch_ang[i] < math.pi:
291         ISPLIT = i
292
293 arr_switch_ang = np.resize(arr_switch_ang, ISPLIT + 1)
294 arr_switch_N = np.size(arr_switch_ang)
295 arr_switches = np.insert(arr_switch_ang, 0, 0)
296 arr_switches = np.append(arr_switches, math.pi)
297 omega1 = (arr_switches[1] + arr_switches[2])/2.
298 omega2 = omega1 + math.pi/2.
299 omega3 = omega2 + math.pi/2.
300 omega4 = omega3 + math.pi/2.
301 props = dict(boxstyle='round', facecolor='gainsboro',
302             edgecolor='none', alpha=0.5)
303 p_label = np.array([math.cos(omega1), math.sin(omega1)])
304
305 if (polygonal_norm(p_label[0], p_label[1], h10) >
306     polygonal_norm(p_label[0], p_label[1], h20)):
307     ax2.text(0.9 * bb * math.cos(omega1),
308             0.9 * bb * math.sin(omega1), r'$x_{n+1}=A_0x_n$',
309             ha='center', va='center', fontsize='x-large', bbox=props)
310     ax2.text(0.8 * bb * math.cos(omega2),
311             0.8 * bb * math.sin(omega2), r'$x_{n+1}=A_1x_n$',
312             ha='center', va='center', fontsize='x-large', bbox=props)
313     ax2.text(0.9 * bb * math.cos(omega3),
314             0.9 * bb * math.sin(omega3), r'$x_{n+1}=A_0x_n$',
315             ha='center', va='center', fontsize='x-large', bbox=props)
316     ax2.text(0.8 * bb * math.cos(omega4),
317             0.8 * bb * math.sin(omega4), r'$x_{n+1}=A_1x_n$',
318             ha='center', va='center', fontsize='x-large', bbox=props)
319 else:
320     ax2.text(0.8 * bb * math.cos(omega1),
321             0.8 * bb * math.sin(omega1), r'$x_{n+1}=A_1x_n$',
322             ha='center', va='center', fontsize='x-large', bbox=props)
323     ax2.text(0.9 * bb * math.cos(omega2),
324             0.9 * bb * math.sin(omega2), r'$x_{n+1}=A_0x_n$',
325             ha='center', va='center', fontsize='x-large', bbox=props)
326     ax2.text(0.8 * bb * math.cos(omega3),
327             0.8 * bb * math.sin(omega3), r'$x_{n+1}=A_1x_n$',
328             ha='center', va='center', fontsize='x-large', bbox=props)

```

```

329     ax2.text(0.9 * bb * math.cos(omega4),
330             0.9 * bb * math.sin(omega4), r'$x_{n+1}=A_0x_n$',
331             ha='center', va='center', fontsize='x-large', bbox=props)
332
333 t_plot_fig2 = time.time() - t_tick
334 pyplot.show()
335
336 # Plotting the angle functions
337
338 t_tick = time.time()
339
340 fig3 = pyplot.figure(2, dpi=108)
341 ax3 = fig3.add_subplot(111)
342 ax3.set_xlim(0., math.pi)
343 ax3.set_ylim(0., math.pi)
344 ax3.set_aspect(1)
345 ax3.tick_params(labelsize=16)
346
347 t = np.arange(0., math.pi, ANGLE_STEP)
348 angle_arr_A0 = np.empty(len(t))
349 angle_arr_A1 = np.empty(len(t))
350 for i, item in enumerate(t):
351     angle_arr_A0[i] = matrix_angular_coord(A0, item)
352     angle_arr_A1[i] = matrix_angular_coord(A1, item)
353
354 ax3.plot(t, angle_arr_A0, 'r--',
355          t, angle_arr_A1, 'b--', linewidth=0.15)
356 ax3.plot(t, angle_arr_A0 + math.pi, 'r--',
357          t, angle_arr_A1 + math.pi, 'b--', linewidth=0.15)
358 ax3.plot(t, angle_arr_A0 - math.pi, 'r--',
359          t, angle_arr_A1 - math.pi, 'b--', linewidth=0.15)
360
361 # Plotting the angle function delivering
362 # the maximal growth rate of iterations
363
364 for j in range(arr_switch_N + 1):
365     t = np.arange(arr_switches[j], arr_switches[j + 1], ANGLE_STEP)
366     angle_arr_A0 = np.empty(len(t))
367     angle_arr_A1 = np.empty(len(t))
368     for i, item in enumerate(t):
369         angle_arr_A0[i] = matrix_angular_coord(A0, item)
370         angle_arr_A1[i] = matrix_angular_coord(A1, item)
371     omega = (arr_switches[j] + arr_switches[j + 1]) / 2.
372     x = np.asarray([math.cos(omega), math.sin(omega)])
373     x0 = np.matmul(x, A0T)
374     x1 = np.matmul(x, A1T)
375     if (polygonal_norm(x0[0], x0[1], h0) <
376         polygonal_norm(x1[0], x1[1], h0)):
377         ax3.plot(t, angle_arr_A1, 'b', linewidth=1.5)
378         ax3.plot(t, angle_arr_A1 + math.pi, 'b', linewidth=1.5)
379         ax3.plot(t, angle_arr_A1 - math.pi, 'b', linewidth=1.5)
380     else:
381         ax3.plot(t, angle_arr_A0, 'r', linewidth=1.5)
382         ax3.plot(t, angle_arr_A0 + math.pi, 'r', linewidth=1.5)
383         ax3.plot(t, angle_arr_A0 - math.pi, 'r', linewidth=1.5)
384
385 # Putting Pi-ticks on axes
386
387 xtack_pos = [0, arr_switches[1], 0.5 * np.pi, arr_switches[2], np.pi]
388 xlabel = [r'0', r'$\omega_0$', '', r'$\omega_1$', r'$\pi$']
389 ytick_pos = [0, 0.5 * np.pi, np.pi]
390 ylabel = [r'0', r'$\frac{\pi}{2}$', r'$\pi$']
391
392 pyplot.xticks(xtick_pos, xlabel)
393 pyplot.yticks(ytick_pos, ylabel)
394 pyplot.grid(linestyle=":")
395

```

```

396 t_plot_fig3 = time.time() - t_tick
397 pyplot.show()
398
399 # Calculating index sequence
400
401 t_tick = time.time()
402
403 F0 = 0.
404 F1 = 0.
405 x = np.asarray([1, 1])
406
407 print('\nExtremal index sequence: ', end='')
408 for i in range(LEN_TRAJECTORY):
409     x = x / polygonal_norm(x[0], x[1], h0)
410     x0 = np.matmul(x, A0T)
411     x1 = np.matmul(x, A1T)
412     if (polygonal_norm(x0[0], x0[1], h0) >
413         polygonal_norm(x1[0], x1[1], h0)):
414         x = x0
415         F0 += 1
416         if i < NUM_SYMB:
417             print('0', end='')
418     else:
419         x = x1
420         F1 += 1
421         if i < NUM_SYMB:
422             print('1', end='')
423
424 print(f'\n\nFreq_of_0 = {round(F0/LEN_TRAJECTORY, 3):.3f},',
425       f' freq_of_1 = {round(F1/LEN_TRAJECTORY, 3):.3f}')
426 t_index_seq = time.time() - t_tick
427
428 # Saving plots to pdf-files
429
430 """
431 fig1.savefig(f'bnorm-{THETA0:.2f}-{THETA1:.2f}-' +
432             f'{LAMBDA:.2f}.pdf', bbox_inches='tight')
433 fig2.savefig(f'etraj-{THETA0:.2f}-{THETA1:.2f}-' +
434             f'{LAMBDA:.2f}.pdf', bbox_inches='tight')
435 fig3.savefig(f'sfunc-{THETA0:.2f}-{THETA1:.2f}-' +
436             f'{LAMBDA:.2f}.pdf', bbox_inches='tight')
437 """
438
439 # Computation timing
440
441 t_total = (t_ini + t_plot_fig3 + t_plot_fig2 + t_plot_fig1 +
442           T_BARNORM_COMP + t_index_seq)
443 t_plot = (t_plot_fig1 + t_plot_fig2 + t_plot_fig3)
444
445 print('\n')
446 print('Initialization: ' +
447       f'{round(t_ini, 6):6.2f} sec.')
448 print('Computations: ' +
449       f'{round(T_BARNORM_COMP + t_index_seq, 6):6.2f} sec.')
450 print('Plotting: ' +
451       f'{round(t_plot, 6):6.2f} sec.')
452 print('Total: ' +
453       f'{round(t_total, 6):6.2f} sec.')

```

Listing 1: Python code barnorm\_rot.py for computing the Barabanov norm of a pair of matrices and the angular function of the iterations at which the joint spectral radius is reached