

Spin Polarization through A Molecular Junction Based on Nuclear Berry Curvature Effects

Hung-Hsuan Teh*

Department of Chemistry, University of Pennsylvania, Philadelphia, Pennsylvania 19104, USA

Wenjie Dou†

*School of Science, Westlake University, Hangzhou, Zhejiang 310024, China and
Institute of Natural Sciences, Westlake Institute for Advanced Study, Hangzhou, Zhejiang 310024, China*

Joseph E. Subotnik‡

Department of Chemistry, University of Pennsylvania, Philadelphia, Pennsylvania 19104, USA

(Dated: November 29, 2021)

For coupled nuclear-electronic systems with spin-orbit coupling, nuclear wave packets associated with different electronic spins experience different nuclear Berry curvatures i.e. different pseudo-magnetic fields. In this letter, for one such system (a generic, two-orbital two-lead model representing the simplest molecular junction), we calculate the electronic current by utilizing a nonequilibrium Green's function approach, while taking into account the electronic friction tensor which incorporates the relevant (Berry) pseudo-magnetic field and the effect of the junction leads. We report significant spin polarization of the current with decaying and oscillating signatures in the large voltage limit. These results are consistent with magnetic AFM chiral-induced spin selectivity experiments.

Spintronics has a long history, originating with the famous concept of giant magnetoresistance[1]. Nowadays, there are dozens of approaches for directly manipulating spin[2–5] including: various kinds of spin injection (e.g. based on transferring of photonic angular momenta to electrons), spin pumping based on transferring spin angular momenta from magnetically precessing sources to conducting spin carriers, spin-transfer torque which is the reverse of spin pumping, and spin Seebeck effects where a thermal gradient leads to a spin current in magnetic materials. The above-mentioned concepts can be realized not only in conventional inorganic materials but also for organic molecules[6]. Most recently, there has been an enormous amount of interest in the spin hall effect[7] (which separates different spin carriers) and the spin quantum hall effect[8] (which allows current to flow on the surface of topological insulators without back-scattering). There is no sign that progress in the arena of spintronics is slowing down.

To that extent, recently yet another approach for manipulating spin carriers has been proposed which is based on molecular chirality — chiral-induced spin selectivity (CISS). Going back to early photoelectric experiments applied to DNA monolayers on metal surfaces[9], numerous experiments have since confirmed a CISS effect within various molecular monolayers[10], light-emitting diodes[11] and even single molecules[12]. In general, the CISS effect stipulates that, under finite voltage, the current running through a chiral set of molecules can be very

spin-polarized. For our purposes below, magnetic AFM CISS experiments have also been performed, whereby a monolayer of chiral molecules is in contact with a ferromagnetic material under an external magnetic field[13]; different majorities of spin sources are generated when the two opposite directions of the magnetic field are applied, and correspondingly different currents are measured.

In order to explain the CISS effect, many explanations have been offered. Early on, scattering mechanisms were proposed, whereby a helical molecule can filter electrons according to angular momentum (which can be pinned to the SOC)[14]. Dephasing approaches with leakage currents (and effectively multi-terminal physics) were also proposed[15]. More recently, investigations have been made not only in the linear, but also in the nonlinear response regime[16]. Overall, there is today a reasonably large list of possible CISS mechanisms (e.g. [17]) — though in almost all cases, the necessary SOC required for large spin-polarization is still too large as compared with *ab initio* calculations[18, 19]. See Refs. [20] and [21] for a summary of recent CISS theories. At the moment, there is still no widely accepted theoretical understanding of the CISS effect.

Noting that nuclear motion is clearly important in DNA transport[22–24], recently we[25] and Fransson[26, 27] have suggested that CISS may arise from still another source: molecular vibrations. In particular, we have pointed out that CISS may well arise from semiclassical Berry forces, and the goal of this letter is to explore if and how *nuclear* dynamics may well lead to the manipulation of *electronic* spin.

To explain our approach, consider first the standard Born-Oppenheimer (BO) approximation[28]: a nuclear

* teh@sas.upenn.edu

† douwenjie@westlake.edu.cn

‡ subotnik@sas.upenn.edu

wave packet moves along on a surface corresponding to a certain electronic state I . The nuclear Hamiltonian is: $\mathbf{H} = (\mathbf{P} - \mathbf{A}^I)^2/2M + \lambda^I$ where \mathbf{P} is the nuclear momentum, $\mathbf{A}^I \equiv i\hbar\langle I|\nabla|I\rangle$ is the nuclear Berry connection, and λ^I is the adiabatic surface of the state $|I\rangle$. The corresponding nuclear Berry curvature $\Omega_{ij} = \partial_i A_j^I - \partial_j A_i^I$ provides a pseudo-magnetic field in the nuclear ij -space. Notice that when a complex-valued Hamiltonian is considered, \mathbf{A}^I does not vanish and the effect of Ω_{ij} must be included for accurate dynamics[29].

Now, the discussion above was effectively predicated on modeling a small, isolated system with nuclear and electronic degrees of freedom. In order to extend such a model and treat a molecule on a metal surface (where there is a continuum of bath states and the system is effectively open electronically), one promising semiclassical approach is to apply an electronic friction tensor $\gamma_{\mu\nu}$ and random force ζ_μ in addition to the adiabatic force F_μ where μ and ν label nuclear space directions[30–34]. According to such a treatment, a (molecular) nuclear degree of freedom near a metal surface is driven by a Langevin equation:

$$M\ddot{R}_\mu = F_\mu - \sum_\nu \gamma_{\mu\nu} \dot{R}_\nu + \zeta_\mu, \quad (1)$$

Here, R_μ is the nuclear position in the μ direction. The friction tensor $\gamma_{\mu\nu}$ can be divided into a symmetric part $\gamma_{\mu\nu}^S$ which controls dissipative processes and an antisymmetric part which, same as the nuclear Berry curvature Ω_{ij} , generates Lorentz-like motion in the nuclear space (similar to the geometric magnetism in the spin torque transfer[35]). This semiclassical approach can be applied (i) in the equilibrium case, e.g. where a molecule sits near a metal surface (without any voltage bias) and where $\gamma_{\mu\nu}$ can be connected to experimental vibrational relaxation rates[36]; the approach can also be applied (ii) in the nonequilibrium case, e.g. for a molecular junction with a current running through, where the molecular vibrations never relax and are predicted to exhibit exotic behavior[30, 37]. In Ref. [29], we considered a two-orbital two-lead model *in equilibrium*, and showed that a large Lorentz-like force can be obtained and $\gamma_{\mu\nu}^A$ can sometimes be larger than $\gamma_{\mu\nu}^S$ at low temperatures. Thus, for systems with spin-orbit couplings and/or external magnetic fields, the Lorentz-like nuclear motion clearly cannot be neglected when modeling vibrational relaxation processes on metal surfaces. In this letter, we will now show that such a Lorentz-like force can actually lead to different currents for different spin carriers.

Consider a simple model with two spatial orbitals (1 and 2) coupled to two leads, such that the Hamiltonian depends on two nuclear degrees of freedom (x and y are considered). The total electronic Hamiltonian \hat{H} can be divided into three parts, the subsystem (molecule) \hat{H}_s , the bath continuum (two leads) \hat{H}_b and the subsystem-

bath coupling \hat{H}_c ,

$$\hat{H} = \hat{H}_s + \hat{H}_b + \hat{H}_c \quad (2)$$

$$\hat{H}_s = \sum_{pq} h_{pq}^s(\mathbf{R}) \hat{b}_p^\dagger \hat{b}_q + U(\mathbf{R}) \quad (3)$$

$$\hat{H}_b = \sum_{k,\alpha=\{L,R\}} \epsilon_{k\alpha} \hat{c}_{k\alpha}^\dagger \hat{c}_{k\alpha} \quad (4)$$

$$\hat{H}_c = \sum_{p,k\alpha} V_{p,k\alpha} \hat{b}_p^\dagger \hat{c}_{k\alpha} + \text{H.c.}, \quad (5)$$

where \hat{b}_p^\dagger (\hat{b}_p) creates (annihilates) an electron in the subsystem spin orbital p (so it could be $\{1, 2\} \otimes \{\uparrow, \downarrow\}$), $U(\mathbf{R})$ represents the adiabatic surface, $\hat{c}_{k\alpha}^\dagger$ ($c_{k\alpha}$) creates (annihilates) an electron in the k -th spin orbital of the lead α (L/R denotes left/right lead) with the orbital energy $\epsilon_{k\alpha}$, $V_{p,k\alpha}$ is the tunneling element between the subsystem spin orbital p and the lead spin orbital $k\alpha$, and the standard Condon approximation has been applied (so that $V_{p,k\alpha}$ does not depend on \mathbf{R}_μ).

In principle, all orbitals in Eqs. (2)-(5) (p, q, k) are spin orbitals. However, for a system with exactly two spatial orbitals, a key observation is that, at any fixed geometry, one can always define a new spin “up” basis $|\uparrow'\rangle$ which is not coupled to the new spin “down” basis $|\downarrow'\rangle$. In other words, we can postulate that there are *two* independent Langevin equations driven by two friction tensors and random forces. This conclusion can be reached as follows: A general spin-orbit interaction is $\xi \mathbf{L} \cdot \mathbf{S}$ where ξ is the coupling strength, \mathbf{L} is the angular momentum operator and $\mathbf{S} = \hbar\boldsymbol{\sigma}/2$ is the spin operator. Since \mathbf{L}_{pp} vanishes in all spatial directions ($p = 1, 2$), the new spin basis can be obtained by diagonalizing $\xi \mathbf{L}_{12} \cdot \mathbf{S}$ which leads to eigenvalues $\pm a$ where $a = i\hbar\xi|L_{12}|^2/2$ is purely imaginary (note that \mathbf{L}_{12} is purely imaginary). Thus, the subsystem Hamiltonian (at one geometry) becomes

$$\mathbf{h}^s = \begin{pmatrix} E_1 & V & & \\ & E_2 & & \\ & & E_1 & V \\ & & V & E_2 \end{pmatrix} + \begin{pmatrix} 0 & a & & \\ a^* & 0 & & \\ & & 0 & -a \\ & & -a^* & 0 \end{pmatrix} \begin{pmatrix} |1\uparrow'\rangle \\ |2\uparrow'\rangle \\ |1\downarrow'\rangle \\ |2\downarrow'\rangle \end{pmatrix}, \quad (6)$$

where $E_{1,2}$ represent orbital energies and V denotes the diabatic coupling between the two orbitals. Notice that the two 2×2 blocks, defined as $\mathbf{h}^{s\uparrow}$ and $\mathbf{h}^{s\downarrow}$, are complex conjugates of each other, and the pure spin rotation that diagonalizes the term $\xi \mathbf{L}_{12} \cdot \mathbf{S}$ does not affect the orbital energies and couplings. According to Eq. (6), if we assume that the spin basis does not change (or changes weakly as a function of \mathbf{R}), then there is no interaction between two spin carriers, and we may propagate the two spin degrees of freedom separately (with $\mathbf{h}^{s\uparrow}$ and $\mathbf{h}^{s\downarrow}$). Obviously, if there is no spin-orbit interaction, $\mathbf{h}^{s\uparrow} = \mathbf{h}^{s\downarrow}$ the dynamics of the different spin carriers will be the same. However, when $\mathbf{h}^{s\uparrow} \neq \mathbf{h}^{s\downarrow}$, we will show that substantially different spin currents can arise.

Let us focus on the spin up current. In order to simulate Langevin dynamics following Eq. (6), $\mathbf{h}^{s\uparrow}$ can be

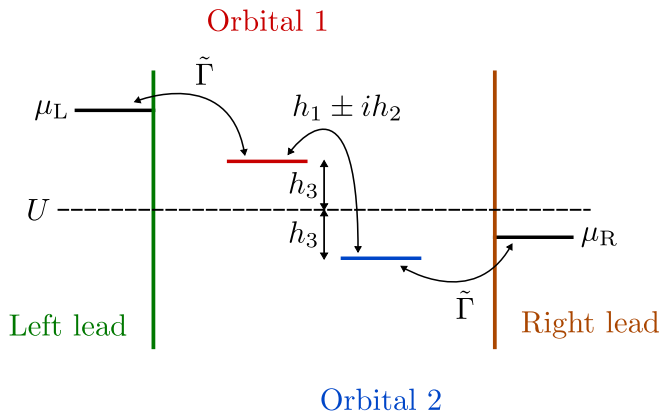


FIG. 1. A schematic picture of our molecular junction model.

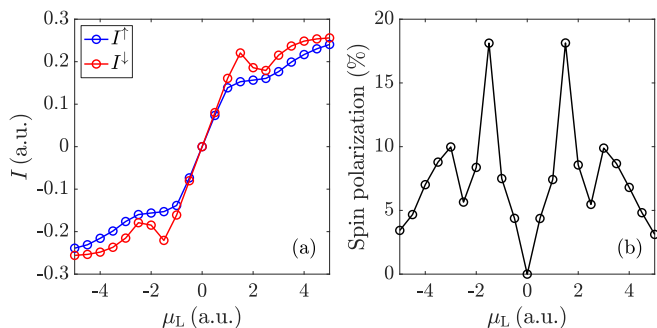


FIG. 2. $\Delta = 0$, $A = B = 1$, $\kappa_x = 0$, $\chi = 1$, $\kappa_y = 0.8$, $\tilde{\Gamma} = 1$ and $\mu_L = -\mu_R$. We utilize Eq. (7) to calculate (a) the spin current and (b) the corresponding spin polarization. No spin polarization is predicted when the voltage bias is zero. Sizable spin polarization can be found at finite μ_L . The decaying and the oscillating behaviors at large bias limit are consistent with an AFM CISS experiment.

expressed in the Pauli matrix representation as $\mathbf{h}^{s\uparrow} = \mathbf{h}(x, y) \cdot \boldsymbol{\sigma}$. We will focus on the case where the orbital 1 couples only to the left lead, and the orbital 2 couples only to the right lead. Please see Fig. 1 for a schematic picture. A general expression for the friction tensor $\gamma_{\mu\nu}$ can be derived using a nonequilibrium Green's function approach (see Ref. [29] and SM A). In SM B and C, we go further than Ref. [29] and derive the expression of the symmetrized covariance matrix $(\bar{D}_{\mu\nu}^S + \bar{D}_{\nu\mu}^S)/2$, which determines the random force ζ_μ , in terms of the Green's functions; thereafter, the random force can be sampled by Cholesky decomposition of $(\bar{D}_{\mu\nu}^S + \bar{D}_{\nu\mu}^S)/2$. (In SM D we prove that the symmetrized covariance matrix is always positive definite—for a real-valued or complex-valued Hamiltonian, and for a system in or out of equilibrium). The tunneling-width constant $\tilde{\Gamma}$ is defined in SM C. In SM E, we also prove the fluctuation-dissipation theorem for noninteracting systems at equilibrium. In SM F, we calculate the nonequilibrium adiabatic force F_μ that enters Eq. (1).

For the Hamiltonian in Eq. (6), we have run Langevin dynamics and calculated the spin current $I^{\uparrow/\downarrow}$ by taking

an ensemble average over nuclear DoFs,

$$I^{\uparrow/\downarrow} = \int d\mathbf{R}d\mathbf{P} I_{\text{loc}}^{\uparrow/\downarrow}(\mathbf{R})\mathcal{A}^{\uparrow/\downarrow}(\mathbf{R}, \mathbf{P}), \quad (7)$$

where the nuclear probability density $\mathcal{A}^{\uparrow/\downarrow}(\mathbf{R}, \mathbf{P})$ is determined by Eq. (1). We make the ansatz that the local spin current $I_{\text{loc}}^{\uparrow/\downarrow}$ flowing from the left lead through the molecule to the right lead can be evaluated by the Landauer formula[38],

$$I_{\text{loc}}^{\uparrow/\downarrow} = \frac{e}{2\pi\hbar} \int_{-\infty}^{\infty} d\epsilon T^{\uparrow/\downarrow}(\epsilon) [f_L(\epsilon) - f_R(\epsilon)], \quad (8)$$

where $T^{\uparrow/\downarrow}(\epsilon)$ is the transmission probability that depends on \hbar^2 (See SM G for details). Note that one cannot distinguish the two spin carriers if the two probability density $\mathcal{A}^{\uparrow/\downarrow}$ are the same. Note also that, for the case of a single resonant level, the current calculated by Eq. (7) has been shown to agree with numerically exact HEOM calculations[39].

We focus on the shifted parabola model that is explored in Ref. [29]:

$$\mathbf{h}^{s\uparrow} = \begin{pmatrix} x + \Delta & Ax - iBy \\ Ax + iBy & -x - \Delta \end{pmatrix}, \quad (9)$$

$$U(\mathbf{R}) = \frac{1}{2}x^2 + \kappa_x x + \frac{1}{2}\chi y^2 + \kappa_y y. \quad (10)$$

We include a scalar potential $U(\mathbf{R})$ that tilts the overall energy landscape; note that this potential does not affect the electronic friction in any way. The linear terms $\kappa_x x$ and $\kappa_y y$ effectively decrease the symmetry of the total adiabatic state and, in practice, we find that such scalar terms (that have nothing to do with spin) can be crucial for generating a strong spin current. These terms will be discussed below. χ is the ratio of the mode- y frequency to the mode- x frequency (and the energy is scaled by \hbar times the mode- x frequency such that all variables are dimensionless).

In Fig. 2 we plot the spin current (calculated by utilizing Eq. (8)) and the corresponding spin polarization results with different $\mu_L = -\mu_R$ in the symmetric case where $\Delta = 0$. The spin polarization is defined as the standard quantity $(I^\downarrow - I^\uparrow)/(I^\downarrow + I^\uparrow)$. For this set of data, we simulate a reasonably large SOC; we set $A = B = \chi = 1$ so that the average $\langle Ax \rangle$ is of the same order of magnitude as $\langle By \rangle$. We find an 18% of spin polarization, and furthermore we can identify decaying and the oscillating behaviors in the large bias limit, which is consistent with the magnetic AFM results in Ref. 13. In SM I we consider the case where there is a much smaller spin-orbit interaction ($B = 0.1$ and $\chi = 0.1$ so that $\langle Ax \rangle \ll \langle By \rangle$); a sizable spin polarization is still achieved.

To date, we have run several calculations for symmetric systems ($\Delta = 0$) and asymmetric systems ($\Delta \neq 0$). Overall, our results show a surprising richness of spin-dependent phenomena, including the fact that setting

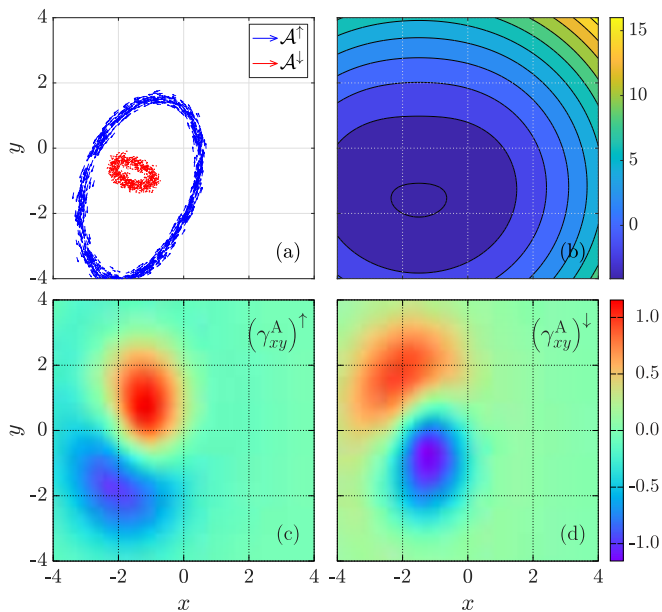


FIG. 3. (a) Momentum vector fields of spin up/down carriers in steady-state. (b) Adiabatic ground state. (c) Antisymmetric friction tensor for $B = 1$ (spin up). (d) Antisymmetric friction tensor for $B = -1$ (spin down). The combination of the adiabatic force and the different pseudo-magnetic fields for spin up and down leads to different steady-state nuclear probability distributions.

$\Delta \neq 0$ tends to enhance the spin polarization (see SM H for details). In general, we find that spin current results depend sensitively on the global nature of the potential energy surface (and not just the spin-orbital coupling). A great deal of numerical work will be needed in the future to address and predict exactly how nonadiabatic nuclear dynamics can lead to controllable strong spin-dependent currents in the presence of nuclear Berry curvature. That being said, in the course of explorations to date, we have been able to isolate one set of conditions for which a semiclassical explanation for a strong spin current can be offered.

Consider an asymmetric Hamiltonian (with $\Delta = 3$, $\kappa_x = 0$, and $\kappa_y = 1$). The I-V curve can be found in the SM H. For such a Hamiltonian, a large spin-current is found when $\mu_L = -\mu_R = 3$. In Fig. 3 (c) and (d), we plot the antisymmetric friction tensors (corresponding to the pseudo-magnetic field) when $B = 1$ and $B = -1$ respectively. The adiabatic ground state potential is plotted in Fig. 3 (b). For such a Hamiltonian, one finds very well separated nuclear steady state distributions in position space, $\mathcal{A}^{\uparrow/\downarrow}(\mathbf{R}, \mathbf{P})$, for different spin carriers as shown in Fig. 3 (a) and this separation of nuclear densities leads to different spin currents. To explain why the nuclear steady state densities are so different, note that the spin up carriers are affected both by the two opposite pseudo-magnetic fields (blue and red regions in Fig. 3 (c)) and the (adiabatic) restoring force in Fig. 3 (b). As a result, the trajectories trace out the big circu-

lating vector field (with blue arrows) in Fig. 3 (a). By contrast, the spin down carriers experience only one kind of pseudo-magnetic field (the blue region in Fig. 3 (d)) so that their steady state nuclear distribution does not stray far from the equilibrium region (see the red arrows in Fig. 3 (a)). This difference in steady state nuclear distributions leads to clear differences in spin currents. As a side note, the nuclear Berry curvature effect becomes small when the voltage is very large and, in such a case, we predict that a distinction between spins can no longer be achieved.

Looking forward, there are many questions that must be addressed. First and most importantly, the model presented here is clearly just a model: in the future, we must make contact with *ab initio* electronic structure in order to extract parameters that correspond best to experiment. Second, notice that in our subsystem Hamiltonian, Eqs. (9) and (10), the two nuclear coordinates have the same frequency. In practice, with different frequencies, the scaling of the key parameters A , B in Eq. (9) will be changed, and one can expect that new physics will emerge if the diabatic couplings and SOC couplings are modulated with different time scales. Third, the strong dependence of the spin current on the U term in Eq. (10) is interesting and highlights the fact that, if electronic spin transitions are coupled to nuclear dynamics, then understanding spin dynamics may necessarily require modeling the full totality of chemical dynamics; spin-orbit coupling will not be the only determinant of spin-current. In fact, optimizing spin polarization in practice (experimentally) might require optimizing nuclear barriers (rather than just increasing SOC). Fourth, in this letter, we have focused explicitly on systems with only two orbitals, and for such a system, one cannot extract a spin-current without nuclear motion. However, if we allow for three or more orbitals (and freeze the nuclei), one can extract different (but small) spin currents based on purely electronic considerations. How will the spin polarization based on nuclear nonadiabatic motion scale with system size, especially if we were to treat a true helix? Note that CISS experiments on DNA are very sensitive to the length of the DNA[40]. There are many exciting questions to answer in the future.

In conclusion, we have demonstrated that nuclear Berry curvature effects can lead to nontrivial spin carrier dynamics. In particular, our electronic friction results demonstrates that electronic spin can be critical when assessing the rate at which electrons move from metal leads through molecular junctions when nuclei are fluctuating. Our model has made the simplifying approximation that different spin carriers do not mix with each other, and we have implemented two different Langevin equations (corresponding to $\mathbf{h}^{s\uparrow}$ and $\mathbf{h}^{s\downarrow}$). Even for the simplest case of two orbitals, two vibrational DoFs, two spins, and two leads, the pseudo-magnetic field from the antisymmetric friction tensor leads to very different steady state populations for the different spin states. A sizable spin polarization can also be achieved in the situation where

the spin-orbit coupling is small, and the spin polarization can be enhanced when there exists an energy gap between the two orbitals. Interestingly, our results can show decaying and oscillating signatures in the polarization as a function of voltage for the magnetic AFM setup (which has been observed experimentally [13]). Altogether, the

present letter suggests that a merger of spintronics and nonadiabatic dynamics is on the horizon, and the experimental observation of nonequilibrium spin separation and polarization in chemical systems would appear to be the glue that connects together these two titanic fields of condensed matter physics.

-
- [1] A. Fert, *Rev. Mod. Phys.* **80**, 1517 (2008).
- [2] I. Žutić, J. Fabian, and S. Das Sarma, *Rev. Mod. Phys.* **76**, 323 (2004).
- [3] D. Ralph and M. Stiles, *J. Magn. Magn. Mater.* **320**, 1190 (2008).
- [4] S. Maekawa, H. Adachi, K.-i. Uchida, J. Ieda, and E. Saitoh, *J. Phys. Soc. Jpn.* **82**, 102002 (2013).
- [5] S. Maekawa, S. O. Valenzuela, E. Saitoh, and T. Kimura, *Spin current*, Vol. 22 (Oxford University Press, 2017).
- [6] S. Sanvito, *Chem. Soc. Rev.* **40**, 3336 (2011).
- [7] N. Nagaosa, J. Sinova, S. Onoda, A. H. MacDonald, and N. P. Ong, *Rev. Mod. Phys.* **82**, 1539 (2010).
- [8] M. Z. Hasan and C. L. Kane, *Rev. Mod. Phys.* **82**, 3045 (2010).
- [9] B. Göhler, V. Hamelbeck, T. Z. Markus, M. Kettner, G. F. Hanne, Z. Vager, R. Naaman, and H. Zacharias, *Science* **331**, 894 (2011).
- [10] V. Kiran, S. R. Cohen, and R. Naaman, *J. Chem. Phys.* **146**, 092302 (2017).
- [11] Y.-H. Kim, Y. Zhai, H. Lu, X. Pan, C. Xiao, E. A. Gaulding, S. P. Harvey, J. J. Berry, Z. V. Vardeny, J. M. Luther, and M. C. Beard, *Science* **371**, 1129 (2021).
- [12] A. C. Aragonès, E. Medina, M. Ferrer-Huerta, N. Gimeno, M. Teixidó, J. L. Palma, N. Tao, J. M. Ugalde, E. Giral, I. Díez-Pérez, *et al.*, *Small* **13**, 1602519 (2017).
- [13] R. Naaman, Y. Paltiel, and D. H. Waldeck, *J. Phys. Chem. Lett.* **11**, 3660 (2020).
- [14] J. Gersten, K. Kaasbjerg, and A. Nitzan, *J. Chem. Phys.* **139**, 114111 (2013).
- [15] A.-M. Guo and Q.-f. Sun, *Phys. Rev. Lett.* **108**, 218102 (2012).
- [16] X. Yang, C. H. van der Wal, and B. J. van Wees, *Phys. Rev. B* **99**, 024418 (2019).
- [17] S. Alwan and Y. Dubi, *J. Am. Chem. Soc.* **143**, 14235 (2021).
- [18] V. V. Maslyuk, R. Gutierrez, A. Dianat, V. Mujica, and G. Cuniberti, *J. Phys. Chem. Lett.* **9**, 5453 (2018).
- [19] M. S. Zöllner, S. Varela, E. Medina, V. Mujica, and C. Herrmann, *J. Chem. Theory Comput.* **16**, 2914 (2020).
- [20] Y. Utsumi, O. Entin-Wohlman, and A. Aharony, *Phys. Rev. B* **102**, 035445 (2020).
- [21] F. Evers, A. Aharony, N. Bar-Gill, O. Entin-Wohlman, P. Hedegård, O. Hod, P. Jelinek, G. Kamieniarz, M. Leshchko, K. Michaeli, V. Mujica, R. Naaman, Y. Paltiel, S. Refaely-Abramson, O. Tal, J. Thijssen, M. Thoss, J. M. van Ruitenbeek, L. Venkataraman, D. H. Waldeck, B. Yan, and L. Kronik, (2021), [arXiv:2108.09998](https://arxiv.org/abs/2108.09998).
- [22] F. D. Lewis, H. Zhu, P. Daublain, T. Fiebig, M. Raytchev, Q. Wang, and V. Shafirovich, *J. Am. Chem. Soc.* **128**, 791 (2006).
- [23] D. N. Beratan, S. S. Skourtis, I. A. Balabin, A. Balaeff, S. Keinan, R. Venkatramani, and D. Xiao, *Acc. Chem. Res.* **42**, 1669 (2009).
- [24] D. N. Beratan, *Annu. Rev. Phys. Chem.* **70**, 71 (2019).
- [25] X. Bian, Y. Wu, H.-H. Teh, Z. Zhou, H.-T. Chen, and J. E. Subotnik, *J. Chem. Phys.* **154**, 110901 (2021).
- [26] J. Fransson, *Phys. Rev. B* **102**, 235416 (2020).
- [27] J. Fransson, (2021), [arXiv:2110.13462](https://arxiv.org/abs/2110.13462).
- [28] M. Baer, *Beyond Born-Oppenheimer: Conical intersections and Electronic nonadiabatic coupling terms* (Wiley Online Library, 2006).
- [29] H.-H. Teh, W. Dou, and J. E. Subotnik, *Phys. Rev. B* **104**, L201409 (2021).
- [30] N. Bode, S. V. Kusminskiy, R. Egger, and F. von Oppen, *Beilstein J. Nanotechnol.* **3**, 144 (2012).
- [31] B. Smith and J. T. Hynes, *J. Chem. Phys.* **99**, 6517 (1993).
- [32] J.-T. Lü, M. Brandbyge, P. Hedegård, T. N. Todorov, and D. Dundas, *Phys. Rev. B* **85**, 245444 (2012).
- [33] W. Dou, G. Miao, and J. E. Subotnik, *Phys. Rev. Lett.* **119**, 046001 (2017).
- [34] F. Chen, K. Miwa, and M. Galperin, *J. Phys. Chem. A* **123**, 693 (2019).
- [35] U. Bajpai and B. K. Nikolić, *Phys. Rev. Lett.* **125**, 187202 (2020).
- [36] S. P. Rittmeyer, J. Meyer, J. I. n. Juaristi, and K. Reuter, *Phys. Rev. Lett.* **115**, 046102 (2015).
- [37] J.-T. Lü, M. Brandbyge, and P. Hedegård, *Nano Lett.* **10**, 1657 (2010).
- [38] H. Haug and A.-P. Jauho, *Quantum kinetics in transport and optics of semiconductors*, Vol. 2 (Springer, 2008).
- [39] W. Dou, C. Schinabeck, M. Thoss, and J. E. Subotnik, *J. Chem. Phys.* **148**, 102317 (2018).
- [40] R. Naaman and D. H. Waldeck, *J. Phys. Chem. Lett.* **3**, 2178 (2012).
- [41] R. Kapral, *Annu. Rev. Phys. Chem.* **57**, 129 (2006).
- [42] W. Dou and J. E. Subotnik, *Phys. Rev. B* **97**, 064303 (2018).
- [43] G. Stefanucci and R. Van Leeuwen, *Nonequilibrium many-body theory of quantum systems: a modern introduction* (Cambridge University Press, 2013).
- [44] A. Nitzan, *Chemical dynamics in condensed phases: relaxation, transfer and reactions in condensed molecular systems* (Oxford university press, 2006).

Supplementary Material

A. SUMMARY OF THE FRICTION TENSOR

In this section, we will briefly review the friction tensor $\gamma_{\mu\nu}$ in Eq. (1) in the main body of the text. The equation of motion driving the (mean) nuclear probability density $\mathcal{A}(\mathbf{R}, \mathbf{P})$ (for notational simplicity here we consider the spinless case) can be derived from the mixed quantum-classical Liouville equation[41] followed by the Mori-Zwanzig method and the adiabatic approximation[33],

$$\partial_t \mathcal{A} = - \sum_{\mu} \frac{P_{\mu}}{m_{\mu}} \partial_{\mu} \mathcal{A} - \sum_{\mu} F_{\mu} \frac{\partial \mathcal{A}}{\partial P_{\mu}} + \sum_{\mu\nu} \gamma_{\mu\nu} \frac{\partial}{\partial P_{\mu}} \left(\frac{P_{\nu}}{m_{\nu}} \mathcal{A} \right) + \sum_{\mu\nu} \bar{D}_{\mu\nu}^S \frac{\partial^2 \mathcal{A}}{\partial P_{\mu} \partial P_{\nu}}, \quad (\text{A1})$$

where in this Fokker-Planck equation, which is equivalent to Eq. (1), the adiabatic force F_{μ} , friction tensor $\gamma_{\mu\nu}$ and covariance matrix $\bar{D}_{\mu\nu}^S$ for the random force ζ_{μ} (in Eq. (1)) are

$$F_{\mu} = -\text{Tr} \left\{ \partial_{\mu} \hat{H} \hat{\rho}_{\text{ss}} \right\}, \quad (\text{A2})$$

$$\gamma_{\mu\nu} = - \int_0^{\infty} dt \text{Tr} \left\{ \partial_{\mu} \hat{H} e^{-i\hat{H}t/\hbar} \partial_{\nu} \hat{\rho}_{\text{ss}} e^{i\hat{H}t/\hbar} \right\}, \quad (\text{A3})$$

$$\bar{D}_{\mu\nu}^S = \frac{1}{2} \int_0^{\infty} dt \text{Tr} \left\{ e^{i\hat{H}t/\hbar} \delta \hat{F}_{\mu} e^{-i\hat{H}t/\hbar} \left(\delta \hat{F}_{\nu} \hat{\rho}_{\text{ss}} + \hat{\rho}_{\text{ss}} \delta \hat{F}_{\nu} \right) \right\}, \quad (\text{A4})$$

$$\delta \hat{F}_{\mu} = -\partial_{\mu} \hat{H} + \text{Tr} \left\{ \partial_{\mu} \hat{H} \hat{\rho}_{\text{ss}} \right\}. \quad (\text{A5})$$

Here \hat{H} is the electronic Hamiltonian, $\hat{\rho}_{\text{ss}}$ is the steady state density matrix satisfying $[\hat{H}, \hat{\rho}_{\text{ss}}] = 0$, and $\bar{D}_{\mu\nu}^S$ is in the Markovian limit such that the random force $\zeta_{\mu}(t)$ satisfies the time correlation function,

$$\frac{1}{2} [\langle \zeta_{\mu}(t) \zeta_{\nu}(t') \rangle + \langle \zeta_{\nu}(t) \zeta_{\mu}(t') \rangle] = \bar{D}_{\mu\nu}^S \delta(t - t').$$

When a non-interacting Hamiltonian $\hat{H} = \sum_{pq} \mathcal{H}_{pq}(\mathbf{R}) \hat{d}_p^{\dagger} \hat{d}_q + U(\mathbf{R})$ is considered ($\hat{d}_p^{\dagger}/\hat{d}_p$ creates/annihilates an electron in orbital p , and $U(\mathbf{R})$ is a purely nuclear potential energy), the friction tensor becomes[42]

$$\gamma_{\mu\nu} = -\frac{1}{2\pi} \int_{-\infty}^{\infty} d\epsilon \text{Tr} \left\{ \partial_{\mu} \mathcal{H} \mathcal{G}^R \partial_{\nu} \sigma_{\text{ss}} \mathcal{G}^A \right\},$$

where $\mathcal{G}^{R/A} = (\epsilon - \mathcal{H} \pm i\eta)^{-1}$ is the retarded/advanced Green's function of the electron, and

$$\sigma_{qp}^{\text{ss}} \equiv \text{Tr} \left\{ \hat{\rho}_{\text{ss}} \hat{d}_p^{\dagger} \hat{d}_q \right\} = \int_{-\infty}^{\infty} \frac{d\epsilon}{2\pi i} \mathcal{G}_{qp}^<(\epsilon). \quad (\text{A6})$$

Here $\mathcal{G}_{qp}^<(\epsilon)$ is the lesser Green's function in the energy domain. Here we have used the fact that $\mathcal{G}_{qp}^<(t_1, t_2) = \mathcal{G}_{qp}^<(t_2 - t_1)$, due to $[\hat{H}, \hat{\rho}_{\text{ss}}] = 0$, so that the conventional time-domain lesser Green's function,

$$\mathcal{G}_{qp}^<(t_1, t_2) \equiv \frac{i}{\hbar} \text{Tr} \left\{ \hat{\rho}_{\text{ss}} \hat{d}_p^{\dagger}(t_2) \hat{d}_q(t_1) \right\},$$

can be Fourier transformed.

In order to proceed, $\mathcal{G}^<(\epsilon)$ is constructed to follow the Keldysh equation $\mathcal{G}^< = \mathcal{G}^R \Pi^< \mathcal{G}^A$ (this is true when the relaxation from the system described by \hat{H} to a fictitious outer bath is fast enough[42]) where $\Pi^<$ is the electron lesser self energy assumed to be independent of ϵ . Then the friction tensor $\gamma_{\mu\nu}$ becomes

$$\gamma_{\mu\nu} = \frac{\hbar}{2\pi} \int_{-\infty}^{\infty} d\epsilon \text{Tr} \left\{ \partial_{\mu} \mathcal{H} \partial_{\epsilon} \mathcal{G}^R \partial_{\nu} \mathcal{H} \mathcal{G}^< \right\} + \text{H.c.}. \quad (\text{A7})$$

Now if we consider the molecular junction Hamiltonian (Eqs. (2)-(5) in the main body of the text), Eq. (A7) can be further simplified under the Condon approximation where the coupling $V_{p,k\alpha}$ is independent of the nuclear

position \mathbf{R} . An analytic expression for the friction tensor for a general two-orbital two-mode Hamiltonian (namely $\mathbf{h}^{\text{st}} = \mathbf{h}(x, y) \cdot \boldsymbol{\sigma}$ was derived in Ref. [29], and the result is (from Eqs. (3)-(5) in Ref. [29])

$$\gamma_{\mu\nu} = \gamma_{\mu\nu}^{\text{S}} + \gamma_{\mu\nu}^{\text{A}}, \quad (\text{A8})$$

$$\begin{aligned} \gamma_{\mu\nu}^{\text{S}} = \frac{2}{\pi} \int_{-\infty}^{\infty} d\epsilon \left\{ -2\Re\{C\tilde{\epsilon}\} (\partial_{\mu}\mathbf{h} \cdot \partial_{\nu}\mathbf{h}) (\mathbf{h} \cdot \boldsymbol{\kappa}) \right. \\ + 2\Re\{C\tilde{\epsilon}\} (\partial_{\mu}\mathbf{h} \cdot \mathbf{h}) (\partial_{\nu}\mathbf{h} \cdot \boldsymbol{\kappa}) \\ + 2\Re\{C\tilde{\epsilon}\} (\partial_{\nu}\mathbf{h} \cdot \mathbf{h}) (\partial_{\mu}\mathbf{h} \cdot \boldsymbol{\kappa}) \\ \left. + \kappa_0 \Re\{C(\tilde{\epsilon}^2 + h^2)\} \partial_{\mu}\mathbf{h} \cdot \partial_{\nu}\mathbf{h} \right\} \end{aligned} \quad (\text{A9})$$

$$\begin{aligned} \gamma_{\mu\nu}^{\text{A}} = \frac{2}{\pi} \int_{-\infty}^{\infty} d\epsilon \left\{ -\Im\{C(\tilde{\epsilon}^2 + h^2)\} \boldsymbol{\kappa} \cdot (\partial_{\mu}\mathbf{h} \times \partial_{\nu}\mathbf{h}) \right. \\ \left. + 2\kappa_0 \Im\{C\tilde{\epsilon}\} \mathbf{h} \cdot (\partial_{\mu}\mathbf{h} \times \partial_{\nu}\mathbf{h}) \right\}, \end{aligned} \quad (\text{A10})$$

where

$$C \equiv - \left(\frac{1}{\tilde{\epsilon}^2 - h^2} \right)^2 i\tilde{\Gamma} \left| \frac{1}{\tilde{\epsilon}^2 - h^2} \right|^2.$$

Please see Ref. [29] or SM C for definitions of $\tilde{\epsilon}$, $\boldsymbol{\kappa}$ and $\tilde{\Gamma}$. This expression is used in propagating Eq. (1).

B. EXPRESSION OF $\bar{D}_{\mu\nu}^{\text{S}}$ IN TERMS OF GREEN'S FUNCTIONS

In this section, we will derive a practical expression of the covariance matrix $\bar{D}_{\mu\nu}^{\text{S}}$ in terms of Green's functions. All of the approximations invoked below are consistent with the derivation of the electronic friction tensor in Eqs. (A8)-(A10) (see Ref. [29] for details).

To proceed, we first note that when a non-interacting Hamiltonian is considered, $U(\mathbf{R})$ does not contribute to $\delta\hat{F}_{\mu}$, since according to Eq. (A5),

$$\delta\hat{F}_{\mu} = - \sum_{pq} \partial_{\mu} \mathcal{H}_{pq} \left(\hat{d}_p^{\dagger} \hat{d}_q - \sigma_{qp}^{\text{ss}} \right). \quad (\text{B11})$$

Furthermore, since $U(\mathbf{R})$ is a scalar function, it does not contribute to $\bar{D}_{\mu\nu}^{\text{S}}$ according to Eq. (A4). Second, according to Eq. (A4), $\bar{D}_{\mu\nu}^{\text{S}}$ consists of two parts involving $\delta\hat{F}_{\nu} \hat{\rho}_{\text{ss}}$ and $\hat{\rho}_{\text{ss}} \delta\hat{F}_{\nu}$ respectively, and the two parts are Hermitian conjugate to each other. We focus on the former and substitute Eq. (B11) for $\delta\hat{F}_{\mu}$ in Eq. (A4):

$$\frac{1}{2} \int_0^{\infty} dt \text{Tr} \left\{ e^{i\hat{H}t/\hbar} \delta\hat{F}_{\mu} e^{-i\hat{H}t/\hbar} \delta\hat{F}_{\nu} \hat{\rho}_{\text{ss}} \right\} \quad (\text{B12})$$

$$\begin{aligned} &= \frac{1}{2} \int_0^{\infty} dt \text{Tr} \left\{ e^{i\hat{H}t/\hbar} \sum_{pq} \partial_{\mu} \mathcal{H}_{pq} \left(\hat{d}_p^{\dagger} \hat{d}_q - \sigma_{qp}^{\text{ss}} \right) e^{-i\hat{H}t/\hbar} \sum_{rs} \partial_{\nu} \mathcal{H}_{rs} \left(\hat{d}_r^{\dagger} \hat{d}_s - \sigma_{sr}^{\text{ss}} \right) \hat{\rho}_{\text{ss}} \right\} \\ &= \frac{1}{2} \int_0^{\infty} dt \text{Tr} \left\{ \partial_{\mu} \mathcal{H} e^{-i\mathcal{H}t/\hbar} (1 - \sigma^{\text{ss}}) \partial_{\nu} \mathcal{H} \sigma^{\text{ss}} e^{i\mathcal{H}t/\hbar} \right\}, \end{aligned} \quad (\text{B13})$$

Here, we have utilized Wick's theorem to evaluate a two particle Green's function $\text{Tr} \left\{ \hat{d}_a^{\dagger} \hat{d}_b \hat{d}_r^{\dagger} \hat{d}_s \hat{\rho}_{\text{ss}} \right\}$ (see Eqs. (5.1) and (5.27) in Ref. [43]),

$$\begin{aligned} \text{Tr} \left\{ \hat{\rho}_{\text{ss}} \hat{d}_a^{\dagger}(4) \hat{d}_b(3) \hat{d}_r^{\dagger}(2) \hat{d}_s(1) \right\} &= -\text{Tr} \left\{ \mathcal{T} \left[\hat{\rho}_{\text{ss}} \hat{d}_b(3) \hat{d}_s(1) \hat{d}_a^{\dagger}(4) \hat{d}_r^{\dagger}(2) \right] \right\} \\ &= G_2(3, 1; 2, 4) \\ &= \sigma_{sa}^{\text{ss}} (\delta_{br} - \sigma_{br}^{\text{ss}}) + \sigma_{ba}^{\text{ss}} \sigma_{sr}^{\text{ss}}. \end{aligned}$$

We proceed to write Eq. (A4) in the energy domain,

$$\bar{D}_{\mu\nu}^S = \frac{\hbar}{4\pi} \int_{-\infty}^{\infty} d\epsilon \text{Tr} \left\{ \partial_\mu \mathcal{H} \frac{1}{\epsilon - \mathcal{H} + i\eta} (1 - \sigma^{\text{ss}}) \partial_\nu \mathcal{H} \sigma^{\text{ss}} \frac{1}{\epsilon - \mathcal{H} - i\eta} \right\} + \text{H.c.}, \quad (\text{B14})$$

where we have used integral representations of the Dirac delta function and the Heaviside function.

In order to evaluate $\bar{D}_{\mu\nu}^S$ in practice, we hope to express Eq. (B14) in terms of Green's functions. We expand Eq. (B14) in an orbital basis and utilize the residue theorem to evaluate the integral over ϵ , obtaining

$$\bar{D}_{\mu\nu}^S = i \frac{\hbar}{2} \sum_{pqrs} (\partial_\mu \mathcal{H})_{pq} \frac{1}{\epsilon_p - \epsilon_q + i\eta} (1 - \sigma^{\text{ss}})_{qr} (\partial_\nu \mathcal{H})_{rs} \sigma_{sp}^{\text{ss}} + \text{H.c.} \quad (\text{B15})$$

Then we replace σ^{ss} by using Eq. (A6). Next, we further assume that the relaxation from the system modeled by \hat{H} (more specifically from the bath Hamiltonian \hat{H}_b) as caused by a fictitious outer bath is fast enough so that we can utilize the Keldysh relation,

$$\mathcal{G}^<(\epsilon) = \mathcal{G}^{\text{R}}(\epsilon) \Pi^< \mathcal{G}^{\text{A}}(\epsilon), \quad (\text{B16})$$

where the lesser self-energy is again assumed to be independent of ϵ . As a result, Eq. (A6) becomes

$$\sigma_{qr}^{\text{ss}} \simeq \frac{1}{2\pi i} \int_{-\infty}^{\infty} d\epsilon (\mathcal{G}^{\text{R}}(\epsilon) \Pi^< \mathcal{G}^{\text{A}}(\epsilon))_{qr} = \frac{1}{\epsilon_r - \epsilon_q + i\eta} \Pi_{qr}^<.$$

Note that there are two contributions in Eq. (B15): one with δ_{qr} and the other with σ_{qr}^{ss} . We first address the former,

$$\begin{aligned} & i \frac{\hbar}{2} \sum_{pqrs} (\partial_\mu \mathcal{H})_{pq} \frac{1}{\epsilon_p - \epsilon_q + i\eta} \delta_{qr} (\partial_\nu \mathcal{H})_{rs} \sigma_{sp}^{\text{ss}} + \text{H.c.} \\ &= i \frac{\hbar}{2} \sum_{pqrs} (\partial_\mu \mathcal{H})_{pq} \frac{1}{\epsilon_p - \epsilon_q + i\eta} (\partial_\nu \mathcal{H})_{qs} \frac{1}{\epsilon_p - \epsilon_s + i\eta} \Pi_{sp}^< + \text{H.c.} \\ &= \frac{\hbar}{4\pi} \int_{-\infty}^{\infty} d\epsilon \sum_{pqrs} (\partial_\mu \mathcal{H})_{pq} \frac{1}{\epsilon - \epsilon_q + i\eta} (\partial_\nu \mathcal{H})_{qs} \frac{1}{\epsilon - \epsilon_s + i\eta} \Pi_{sp}^< \frac{1}{\epsilon - \epsilon_p - i\eta} + \text{H.c.} \\ &= \frac{\hbar}{4\pi} \int_{-\infty}^{\infty} d\epsilon \text{Tr} \{ \partial_\mu \mathcal{H} \mathcal{G}^{\text{R}}(\epsilon) \partial_\nu \mathcal{H} \mathcal{G}^<(\epsilon) \} + \text{H.c.} \end{aligned} \quad (\text{B17})$$

Notice that the assumption that $\Pi^<$ is independent of ϵ is necessary for the equality from the second line to the third line. Second we focus on the latter,

$$\begin{aligned} & -i \frac{\hbar}{2} \sum_{pqrs} (\partial_\mu \mathcal{H})_{pq} \frac{1}{\epsilon_p - \epsilon_q + i\eta} \sigma_{qr}^{\text{ss}} (\partial_\nu \mathcal{H})_{rs} \sigma_{sp}^{\text{ss}} + \text{H.c.} \\ &= -i \frac{\hbar}{2} \sum_{pqrs} (\partial_\mu \mathcal{H})_{pq} \frac{1}{\epsilon_p - \epsilon_q + i\eta} \frac{1}{\epsilon_r - \epsilon_q + i\eta} \Pi_{qr}^< (\partial_\nu \mathcal{H})_{rs} \frac{1}{\epsilon_p - \epsilon_s + i\eta} \Pi_{sp}^< + \text{H.c.} \\ &= -\frac{\hbar}{4\pi} \int_{-\infty}^{\infty} d\epsilon \sum_{pqrs} (\partial_\mu \mathcal{H})_{pq} \frac{1}{\epsilon - \epsilon_q + i\eta} \frac{1}{\epsilon_r - \epsilon_q + i\eta} \Pi_{qr}^< (\partial_\nu \mathcal{H})_{rs} \frac{1}{\epsilon - \epsilon_s + i\eta} \Pi_{sp}^< \frac{1}{\epsilon - \epsilon_p - i\eta} + \text{H.c.} \\ &= -\frac{\hbar}{4\pi} \int_{-\infty}^{\infty} d\epsilon \sum_{pqrs} (\partial_\mu \mathcal{H})_{pq} \frac{1}{\epsilon_q - \epsilon - i\eta} \Pi_{qr}^< \frac{1}{\epsilon_q - \epsilon_r - i\eta} (\partial_\nu \mathcal{H})_{rs} (\mathcal{G}^<(\epsilon))_{sp} + \text{H.c.} \\ &= -i \frac{\hbar}{8\pi^2} \int_{-\infty}^{\infty} d\epsilon \int_{-\infty}^{\infty} d\epsilon' \sum_{pqrs} (\partial_\mu \mathcal{H})_{pq} \frac{1}{\epsilon' - \epsilon - i\eta} \frac{1}{\epsilon' - \epsilon_q + i\eta} \Pi_{qr}^< \frac{1}{\epsilon' - \epsilon_r - i\eta} (\partial_\nu \mathcal{H})_{rs} (\mathcal{G}^<(\epsilon))_{sp} + \text{H.c.} \\ &= -i \frac{\hbar}{8\pi^2} \int_{-\infty}^{\infty} d\epsilon \int_{-\infty}^{\infty} d\epsilon' \frac{1}{\epsilon' - \epsilon - i\eta} \text{Tr} \{ \partial_\mu \mathcal{H} \mathcal{G}^<(\epsilon') \partial_\nu \mathcal{H} \mathcal{G}^<(\epsilon) \} + \text{H.c.} \end{aligned} \quad (\text{B18})$$

Recall that only the ‘‘symmetric’’ part of $\bar{D}_{\mu\nu}^S$ is meaningful in the Fokker-Planck equation, Eq. (A1). Therefore, it is proper to symmetrize Eq. (B18),

$$\begin{aligned} & -\frac{i}{2} \frac{\hbar}{8\pi^2} \int_{-\infty}^{\infty} d\epsilon \int_{-\infty}^{\infty} d\epsilon' \left(\frac{1}{\epsilon' - \epsilon - i\eta} + \frac{1}{\epsilon - \epsilon' - i\eta} \right) \text{Tr}\{\partial_\mu \mathcal{H} \mathcal{G}^<(\epsilon') \partial_\nu \mathcal{H} \mathcal{G}^<(\epsilon)\} + \text{H.c.} \\ & = \frac{\hbar}{8\pi} \int_{-\infty}^{\infty} d\epsilon \text{Tr}\{\partial_\mu \mathcal{H} \mathcal{G}^<(\epsilon) \partial_\nu \mathcal{G}^<(\epsilon)\} + \text{H.c.} \end{aligned} \quad (\text{B19})$$

We must also symmetrize Eq. (B17). If we do so and add up both contributions, we obtain the final result:

$$\begin{aligned} \frac{1}{2} (\bar{D}_{\mu\nu}^S + \bar{D}_{\nu\mu}^S) & = \frac{\hbar}{8\pi} \int_{-\infty}^{\infty} d\epsilon \left\{ \text{Tr}\{\partial_\mu \mathcal{H} \mathcal{G}^R(\epsilon) \partial_\nu \mathcal{H} \mathcal{G}^<(\epsilon)\} + \text{Tr}\{\partial_\nu \mathcal{H} \mathcal{G}^R(\epsilon) \partial_\mu \mathcal{H} \mathcal{G}^<(\epsilon)\} \right. \\ & \quad \left. + \text{Tr}\{\partial_\mu \mathcal{H} \mathcal{G}^<(\epsilon) \partial_\nu \mathcal{H} \mathcal{G}^<(\epsilon)\} \right\} + \text{H.c.} \end{aligned} \quad (\text{B20})$$

C. CALCULATION OF THE SYMMETRIZED $\bar{D}_{\mu\nu}^S$ WITH A MODEL HAMILTONIAN

In this section, we consider the molecular junction Hamiltonian (Eqs. (2)-(5)), and we simplify Eq. (B20). We further derive an analytic form of $\frac{1}{2} (\bar{D}_{\mu\nu}^S + \bar{D}_{\nu\mu}^S)$ when the two-orbital two-mode system Hamiltonian (namely $\mathbf{h}^{s\uparrow} = \mathbf{h}(x, y) \cdot \boldsymbol{\sigma}$ mentioned in the main body of the text) is considered. As in Ref. [29], if we consider the Condon limit, namely where $V_{m,k\alpha}$ independent of \mathbf{R} , the trace in Eq. (B20) is taken over only the molecular orbitals. Therefore,

$$\begin{aligned} \frac{1}{2} (\bar{D}_{\mu\nu}^S + \bar{D}_{\nu\mu}^S) & = \frac{\hbar}{8\pi} \int_{-\infty}^{\infty} d\epsilon \left\{ \text{Tr}\{\partial_\mu h G^R(\epsilon) \partial_\nu h G^<(\epsilon)\} + \text{Tr}\{\partial_\nu h G^R(\epsilon) \partial_\mu h G^<(\epsilon)\} \right. \\ & \quad \left. + \text{Tr}\{\partial_\mu h G^<(\epsilon) \partial_\nu h G^<(\epsilon)\} \right\} + \text{H.c.}, \end{aligned} \quad (\text{C21})$$

where

$$G^R(\epsilon) = \frac{1}{\epsilon - h - \Sigma^R}$$

is the molecule retarded Green’s function with Σ^R denoting the molecule retarded self-energy,

$$\Sigma_{mn}^R = \sum_{k\alpha} V_{m,k\alpha} g_{k\alpha}^R V_{k\alpha,n},$$

($g_{k\alpha}^R = (\epsilon - \epsilon_{k\alpha} + i\eta)^{-1}$ is the lead retarded self-energy) and $G^<(\epsilon)$ is the molecule lesser Green’s function.

Next, we specifically focus on the two-orbital two-mode model Hamiltonian, which is a minimal model allowing us to see the nuclear Berry curvature effects. Under the standard wide-band-limit approximation, the tunneling-width matrix $\Gamma_{mn} \equiv 2\pi \sum_{k\alpha} V_{m,k\alpha} V_{n,k\alpha}^* \delta(\epsilon - \epsilon_{k\alpha})$ is independent of ϵ , and so $\Sigma^R = -i\Gamma/2$. Since the left lead couples only to orbital 1 and the right lead couples only to orbital 2 (with the two coupling constants the same real value $\tilde{\Gamma}$), $\Sigma^R = -i\tilde{\Gamma}\mathbf{I}_{2 \times 2}/2$. According to previous calculations in Ref. [29],

$$G^R = \frac{1}{\tilde{\epsilon}^2 - h^2} (\tilde{\epsilon} + \mathbf{h} \cdot \boldsymbol{\sigma}), \quad (\text{C22})$$

$$G^< = i\tilde{\Gamma} \left| \frac{1}{\tilde{\epsilon}^2 - h^2} \right|^2 (\kappa_0 + \boldsymbol{\kappa} \cdot \boldsymbol{\sigma}), \quad (\text{C23})$$

where $\tilde{\epsilon} \equiv \epsilon + i\tilde{\Gamma}/2$ and

$$\begin{aligned} \kappa_0 & \equiv \frac{1}{2} \left[(f_L + f_R) (h_1^2 + h_2^2) + f_L |\tilde{\epsilon} + h_3|^2 + f_R |\tilde{\epsilon} - h_3|^2 \right], \\ \kappa_1 & \equiv \Re \{ [f_L (\tilde{\epsilon}^* + h_3) + f_R (\tilde{\epsilon} - h_3)] (h_1 + ih_2) \}, \\ \kappa_2 & \equiv \Im \{ [f_L (\tilde{\epsilon}^* + h_3) + f_R (\tilde{\epsilon} - h_3)] (h_1 + ih_2) \}, \\ \kappa_3 & \equiv \frac{1}{2} \left[(f_R - f_L) (h_1^2 + h_2^2) + f_L |\tilde{\epsilon} + h_3|^2 - f_R |\tilde{\epsilon} - h_3|^2 \right]. \end{aligned}$$

Notice that all κ 's are real functions. Also, when the total system is in equilibrium, namely $f_L = f_R = f$,

$$\begin{aligned}\kappa_0 &= f \left(\epsilon^2 + h^2 + \frac{\Gamma^2}{4} \right), \\ \boldsymbol{\kappa} &= 2f\epsilon\mathbf{h}.\end{aligned}$$

By using Eqs. (C22) and (C23), Eq. (C21) becomes ($\hbar = 1$)

$$\begin{aligned}\frac{1}{2}(\bar{D}_{\mu\nu}^S + \bar{D}_{\nu\mu}^S) &= \frac{1}{2\pi} \int_{-\infty}^{\infty} d\epsilon \left\{ -2\Re\{C'\}(\partial_\mu\mathbf{h} \cdot \partial_\nu\mathbf{h})(\mathbf{h} \cdot \boldsymbol{\kappa}) \right. \\ &\quad + 2\Re\{C'\}(\partial_\mu\mathbf{h} \cdot \mathbf{h})(\partial_\nu\mathbf{h} \cdot \boldsymbol{\kappa}) \\ &\quad + 2\Re\{C'\}(\partial_\nu\mathbf{h} \cdot \mathbf{h})(\partial_\mu\mathbf{h} \cdot \boldsymbol{\kappa}) \\ &\quad + 2\kappa_0\Re\{C'\tilde{\epsilon}\}\partial_\mu\mathbf{h} \cdot \partial_\nu\mathbf{h} \\ &\quad \left. + C'' [2(\partial_\mu\mathbf{h} \cdot \boldsymbol{\kappa})(\partial_\nu\mathbf{h} \cdot \boldsymbol{\kappa}) + (\kappa_0^2 - \kappa^2)\partial_\mu\mathbf{h} \cdot \partial_\nu\mathbf{h}] \right\},\end{aligned}\quad (\text{C24})$$

where

$$\begin{aligned}C' &\equiv \left(\frac{1}{\tilde{\epsilon}^2 - h^2} \right) i\tilde{\Gamma} \left| \frac{1}{\tilde{\epsilon}^2 - h^2} \right|^2, \\ C'' &\equiv -\tilde{\Gamma}^2 \left| \frac{1}{\tilde{\epsilon}^2 - h^2} \right|^4.\end{aligned}$$

Equation (C24) is the covariance matrix we evaluate in practice for propagating the Langevin equation, Eq. (1).

D. POSITIVE DEFINITENESS OF $(\bar{D}_{\mu\nu}^S + \bar{D}_{\nu\mu}^S)/2$

In this section, we prove that the symmetrized covariance matrix $(\bar{D}_{\mu\nu}^S + \bar{D}_{\nu\mu}^S)/2$ is positive definite for a complex-valued Hamiltonian when the system is in/out of equilibrium. This property enables us to utilize the Cholesky decomposition to sample the random force. We start by noticing that, since $[\hat{H}, \hat{\rho}_{ss}] = 0$, we can always choose a unique Lehmann representation as an eigenbasis for both \hat{H} and $\hat{\rho}_{ss}$, namely $\hat{H}|m\rangle = E_m|m\rangle$ and $\hat{\rho}_{ss}|m\rangle = \rho_m|m\rangle$. (Note that $\rho_m > 0$ because a density matrix is positive definite.) Under this representation, the general expression for the covariance matrix $\bar{D}_{\mu\nu}^S$ in Eq. (A4) becomes

$$\bar{D}_{\mu\nu}^S = \frac{i\hbar}{2} \sum_{mn} \frac{1}{E_n - E_m + i\eta} \langle n|\delta\hat{F}_\mu|m\rangle \langle m|\delta\hat{F}_\nu|n\rangle (\rho_m + \rho_n),$$

where we have used integral representations of the Dirac delta function and the Heaviside function. We then symmetrize the covariance matrix,

$$\begin{aligned}\frac{1}{2}(\bar{D}_{\mu\nu}^S + \bar{D}_{\nu\mu}^S) &= \frac{i\hbar}{2} \sum_{mn} \frac{1}{E_n - E_m + i\eta} \left(\langle n|\delta\hat{F}_\mu|m\rangle \langle m|\delta\hat{F}_\nu|n\rangle + \langle n|\delta\hat{F}_\nu|m\rangle \langle m|\delta\hat{F}_\mu|n\rangle \right) (\rho_m + \rho_n) \\ &= \frac{i\hbar}{2} \sum_{mn} \left(\frac{1}{E_n - E_m + i\eta} + \frac{1}{E_m - E_n + i\eta} \right) \langle n|\delta\hat{F}_\mu|m\rangle \langle m|\delta\hat{F}_\nu|n\rangle (\rho_m + \rho_n) \\ &= \pi\hbar \sum_{mn} \delta(E_n - E_m) \langle n|\delta\hat{F}_\mu|m\rangle \langle m|\delta\hat{F}_\nu|n\rangle (\rho_m + \rho_n),\end{aligned}$$

where we have used the representation of the Dirac delta function, $\lim_{\epsilon \rightarrow 0} \epsilon/\pi(x^2 + \epsilon^2) = \delta(x)$. Thus, for arbitrary real vectors $\mathbf{X} \neq 0$, we have

$$\sum_{\mu\nu} X_\mu \frac{1}{2} (\bar{D}_{\mu\nu}^S + \bar{D}_{\nu\mu}^S) X_\nu = \pi\hbar \sum_{mn} \delta(E_n - E_m) (\rho_m + \rho_n) \left| \langle n| \left(\sum_{\mu} X_\mu \delta\hat{F}_\mu \right) |m\rangle \right|^2 > 0.$$

Hence we have proven that $(\bar{D}_{\mu\nu}^S + \bar{D}_{\nu\mu}^S)/2$ is always positive definite.

E. FLUCTUATION-DISSIPATION THEOREM (NON-INTERACTING HAMILTONIAN)

In this section, we will prove that at equilibrium the fluctuation-dissipation theorem is still obeyed between $\gamma_{\mu\nu}^S$ and $(\bar{D}_{\mu\nu}^S + \bar{D}_{\nu\mu}^S)/2$ which is derived in SM B. Equation (B20) can be recast into a simpler form by using the relation $\mathcal{G}^R - \mathcal{G}^A = \mathcal{G}^> - \mathcal{G}^<$,

$$\frac{1}{2} (\bar{D}_{\mu\nu}^S + \bar{D}_{\nu\mu}^S) = \frac{\hbar}{8\pi} \int_{-\infty}^{\infty} d\epsilon \text{Tr} \{ \partial_\mu \mathcal{H} \mathcal{G}^> \partial_\nu \mathcal{H} \mathcal{G}^< \} + \text{H.c.},$$

which can be further simplified when $\mathcal{G}^<$ is anti-Hermitian,

$$\frac{1}{2} (\bar{D}_{\mu\nu}^S + \bar{D}_{\nu\mu}^S) = \frac{\hbar}{4\pi} \int_{-\infty}^{\infty} d\epsilon \text{Tr} \{ \partial_\mu \mathcal{H} \mathcal{G}^> \partial_\nu \mathcal{H} \mathcal{G}^< \}. \quad (\text{E25})$$

Note that in equilibrium $\mathcal{G}^<$ is anti-Hermitian because $\mathcal{G}^< = -f(\mathcal{G}^R - \mathcal{G}^A)$. Next, we symmetrize Eq. (A7) and consider the equilibrium situation,

$$\begin{aligned} \gamma_{\mu\nu}^S &= \frac{\hbar}{4\pi} \int_{-\infty}^{\infty} d\epsilon \text{Tr} \{ \partial_\mu \mathcal{H} \partial_\epsilon \mathcal{G}^R \partial_\nu \mathcal{H} \mathcal{G}^< \} + (\mu \leftrightarrow \nu) + \text{H.c.} \\ &= -\frac{\hbar}{4\pi} \int_{-\infty}^{\infty} d\epsilon \text{Tr} \{ \partial_\mu \mathcal{H} \mathcal{G}^R \partial_\nu \mathcal{H} \partial_\epsilon \mathcal{G}^< \} + (\mu \leftrightarrow \nu) + \text{H.c.} \\ &= \frac{\hbar}{4\pi} \int_{-\infty}^{\infty} d\epsilon \left\{ \text{Tr} \{ \partial_\mu \mathcal{H} \mathcal{G}^R \partial_\nu \mathcal{H} (\mathcal{G}^R - \mathcal{G}^A) \} \partial_\epsilon f + \text{Tr} \{ \partial_\mu \mathcal{H} \mathcal{G}^R \partial_\nu \mathcal{H} \partial_\epsilon (\mathcal{G}^R - \mathcal{G}^A) \} f \right\} \\ &\quad + (\mu \leftrightarrow \nu) + \text{H.c.} \\ &= \frac{\hbar}{4\pi} \int_{-\infty}^{\infty} d\epsilon \text{Tr} \{ \partial_\mu \mathcal{H} (\mathcal{G}^R - \mathcal{G}^A) \partial_\nu \mathcal{H} (\mathcal{G}^R - \mathcal{G}^A) \} \partial_\epsilon f \\ &= \frac{\beta \hbar}{4\pi} \int_{-\infty}^{\infty} d\epsilon \text{Tr} \{ \partial_\mu \mathcal{H} \mathcal{G}^> \partial_\nu \mathcal{H} \mathcal{G}^< \} \\ &= \beta \frac{1}{2} (\bar{D}_{\mu\nu}^S + \bar{D}_{\nu\mu}^S). \end{aligned}$$

Thus, the fluctuation-dissipation theorem is satisfied at equilibrium.

F. ADIABATIC FORCE

In order to run Langevin dynamics, one requires the friction tensor, a random force and the adiabatic force. So far, we have treated the first two quantities, and what remains is to calculate the adiabatic force. As has been discussed at great length, such a force is non-conservative out of equilibrium in the presence of a current. In order to calculate such the force in Eq. (A2), we plug Eq. (A6) into Eq. (A2),

$$\begin{aligned} F_\mu &= -\sum_{pq} \mathcal{H}_{pq}(\mathbf{R}) \sigma_{qp}^{\text{ss}} - \partial_\mu U_0(\mathbf{R}) \\ &= -\frac{1}{2\pi i} \int_{-\infty}^{\infty} d\epsilon \text{Tr} \{ \partial_\mu \mathcal{H} \mathcal{G}^< \} - \partial_\mu U_0 \end{aligned}$$

We further make the Condon approximation such that only the system Hamiltonian (rather than the system-bath Hamiltonian) changes as a function of nuclear coordinate:

$$F_\mu = -\frac{1}{2\pi i} \int_{-\infty}^{\infty} d\epsilon \text{Tr} \{ \partial_\mu h \mathcal{G}^< \} - \partial_\mu U_0.$$

Finally, in our two-orbital model, according to Eq. (C23), the adiabatic force becomes

$$F_\mu = -\frac{\tilde{\Gamma}}{\pi} \int_{-\infty}^{\infty} d\epsilon \left| \frac{1}{\tilde{\epsilon}^2 - \hbar^2} \right|^2 \partial_\mu \mathbf{h} \cdot \boldsymbol{\kappa} - \partial_\mu U_0.$$

G. TRANSMISSION PROBABILITY

The transmission probability in the Landauer formula, Eq. (8), can be expressed in terms of Green's functions (see Ref. [38] or [44] for details):

$$T(\epsilon) = \text{Tr}\{\Gamma^L G^R(\epsilon) \Gamma^R G^A(\epsilon)\}. \quad (\text{G26})$$

Within our setup, only orbital 1 couples to the left lead and only orbital 2 couples to the right lead. Thus, the Γ matrices are

$$\Gamma^L = \begin{pmatrix} \tilde{\Gamma} & 0 \\ 0 & 0 \end{pmatrix}, \quad \Gamma^R = \begin{pmatrix} 0 & 0 \\ 0 & \tilde{\Gamma} \end{pmatrix}.$$

Hence,

$$T(\epsilon) = \tilde{\Gamma}^2 G_{12}^R G_{21}^A = \tilde{\Gamma}^2 (h_1^2 + h_2^2) \left| \frac{1}{\tilde{\epsilon}^2 - h^2} \right|^2.$$

Note that $T(\epsilon)$ is invariant to changing $h_2 \rightarrow -h_2$, which implies that the local current $I_{\text{loc}}^{\uparrow/\downarrow}$ is in fact independent of the exact spin carrier. For this reason, we have not included any superscripts \uparrow/\downarrow in Eq. (G26).

H. ENHANCEMENT OF THE SPIN POLARIZATION WITH NONZERO Δ

In Fig. H1 (a) and (b), we utilize Eq. (7) in the main body of the text to calculate the spin currents and the corresponding spin polarization in the presence of a nonzero energy gap $\Delta = 3$ between the two orbitals. Compared to the case $\Delta = 0$, the spin polarization with positive μ_L can be enhanced but will be decreased when μ_L is negative.

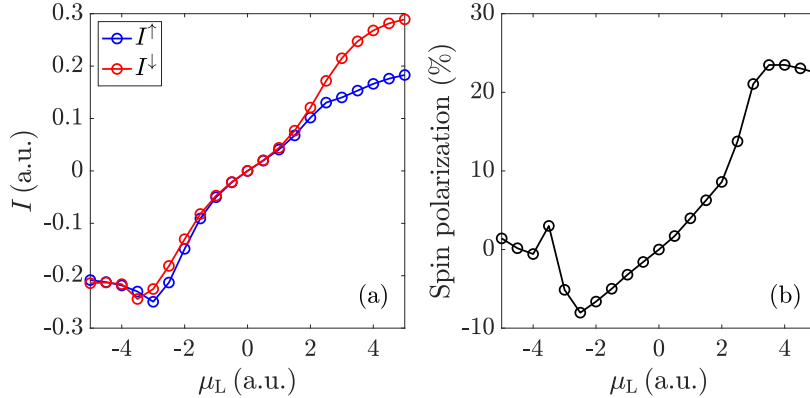


FIG. H1. Calculations for (a) spin currents and (b) the corresponding spin polarization when the voltage bias is nonzero. Parameters: $\Delta = 3$, $A = B = 1$, $\kappa_x = 0$, $\chi = 1$ and $\kappa = 1$. The spin polarization can be enhanced when $\Delta \neq 0$.

I. SPIN CURRENT AND SPIN POLARIZATION FOR A SMALL SPIN-ORBIT COUPLING

We have not yet formally addressed the question of the size of the spin-orbit interaction. One can ask: can reasonable spin polarization emerge if the spin-orbit interaction is not too large? To answer such a question, in Figs. I3 (a) and (b), we calculate the spin currents and the corresponding spin polarization with a smaller spin-orbit interaction. More specifically, we reduce both B (in Eq. (9)) and χ (in Eq. (10)): we set $B = \chi = 0.1$. While reducing χ should lead to larger fluctuations in the position y , reducing B leads to a smaller total spin-orbit coupling matrix element. In Fig. I2, we show a histogram of the resulting diabatic couplings (Ax) and spin-orbit couplings (By); note that indeed we have reduced the total size of the average spin-orbit coupling relative to the average diabatic coupling. In Fig. I3, we then show the resulting currents and spin-polarization. Observe that a meaningful spin-polarization can indeed be obtained, even when the spin-orbit coupling matrix elements are one tenth the size of the diabatic coupling matrix elements.

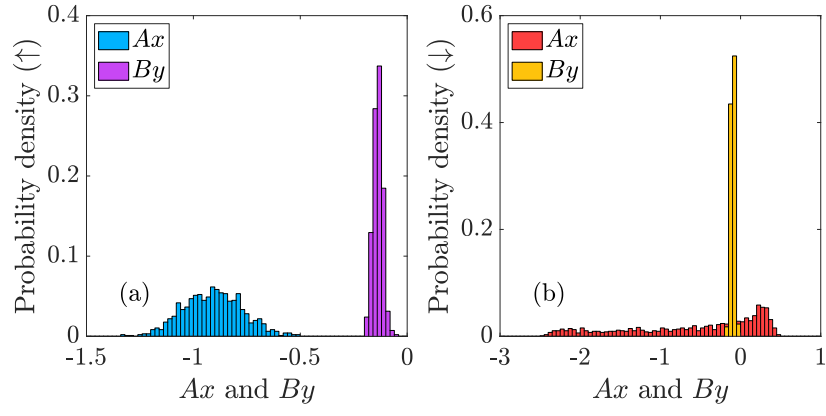


FIG. 12. Probability distribution of Ax and By for (a) spin up (b) spin down carriers.

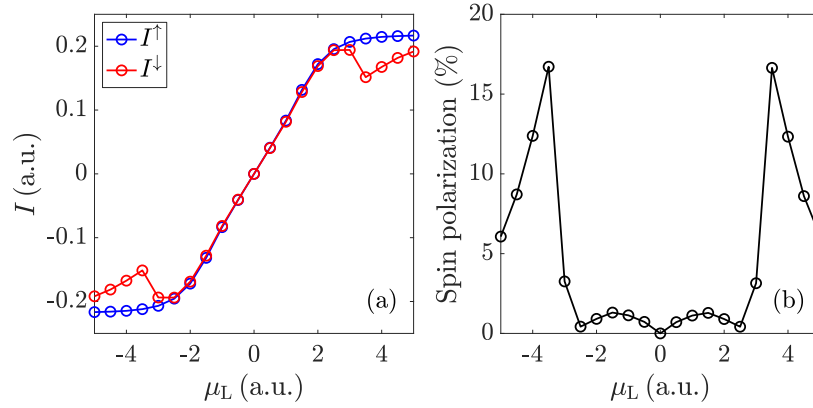


FIG. 13. Calculations for (a) spin currents and (b) the corresponding spin polarization when the spin-orbit coupling is small. Parameters: $\Delta = 0$, $A = 1$, $B = 0.1$, $\kappa_x = 0$, $\chi = 0.1$ and $\kappa = 0.1$. Sizable spin polarization can still be achieved when different mode frequencies are considered.