

Group-9 Transition Metal Suboxides Adopting the Filled-Ti₂Ni Structure: A Class of Superconductors Exhibiting Exceptionally High Upper Critical Fields

KeYuan Ma,[†] Robin Lefèvre,[†] Karolina Gornicka,^{‡,⊥} Harald O. Jeschke,[¶] Xiaofu
Zhang,^{§, #} Zurab Guguchia,^{||} Tomasz Klimczuk,^{‡,⊥} and Fabian O. von Rohr[†]

[†]*Department of Chemistry, University of Zurich, CH-8057 Zürich, Switzerland*

[‡]*Faculty of Applied Physics and Mathematics, Gdansk University of Technology, Gdansk
80-233, Poland*

[¶]*Research Institute for Interdisciplinary Science, Okayama University, Okayama 700-8530,
Japan*

[§]*Department of Physics, University of Zurich, CH-8057 Zürich, Switzerland*

^{||}*Laboratory for Muon Spin Spectroscopy, Paul Scherrer Institute, CH-5232 Villigen PSI,
Switzerland*

[⊥]*Advanced Materials Centre, Gdansk University of Technology, Gdansk 80-233, Poland*

[#]*State Key Laboratory of Functional Materials for Informatics, Shanghai Institute of
Microsystem and Information Technology, Chinese Academy of Sciences (CAS), Shanghai
200050, China*

E-mail:

Abstract

The Ti_2Ni and the related η -carbide structure are known to exhibit various intriguing physical properties. The Ti_2Ni structure with the cubic space group $Fd\bar{3}m$ is surprisingly complex, consisting of a unit cell with 96 metal atoms. The related η -carbide compounds correspond to a filled version of the Ti_2Ni structure. Here, we report on the structure and superconductivity in the η -carbide type suboxides $\text{Ti}_4\text{M}_2\text{O}$ with $\text{M} = \text{Co}, \text{Rh}, \text{Ir}$. We have successfully synthesized all three compounds in single phase form. We find all three compounds to be type-II bulk superconductors with transition temperatures of $T_c = 2.7, 2.8,$ and 5.4 K, and with normalized specific heat jumps of $\Delta C/\gamma T_c = 1.65, 1.28,$ and 1.80 for $\text{Ti}_4\text{Co}_2\text{O}$, $\text{Ti}_4\text{Rh}_2\text{O}$, and $\text{Ti}_4\text{Ir}_2\text{O}$, respectively. We find that all three superconductors, exhibit high upper-critical fields. Particularly noteworthy is in this regard $\text{Ti}_4\text{Ir}_2\text{O}$ with an upper critical field of $\mu_0 H_{c2}(0) = 16.06$ T, which exceeds by far the weak-coupling Pauli limit – widely consider as the maximal upper critical field – of $\mu_0 H_{\text{Pauli}} = 9.86$ T. The role of the void filling light atom X has so far been uncertain for the overall physical properties of these materials. Herein, we have successfully grown single crystals of Ti_2Co . In contrast to the metallic η -carbide type suboxides $\text{Ti}_4\text{M}_2\text{O}$, we find that Ti_2Co displays a semimetallic behavior down to 0.75 K. Below 0.75 K we observe a broad decrease in the resistivity, which can most likely be attributed to an onset of a superconducting transition at lower temperatures. Hence, the octahedral void-filling oxygen plays a crucial role for the overall physical properties, even though its effect on the crystal structure is small. Our results indicate that the design of new superconductors by incorporation of electron-acceptor atoms may in the Ti_2Ni -type structures and other materials with crystallographic void position be a promising future approach. The remarkably high upper critical fields, in this family of compounds, may furthermore spark significant future interest.

Introduction

The discovery of new superconductors and improved superconducting properties remains a long-standing challenge in solid-state and materials chemistry.¹ While there is a wide range

of superconducting applications that would strongly benefit from new materials, state-of-the-art computational methods are struggling to predict the highly complex collective electronic state of superconductors.^{2,3} Hence, for the search of new and improved superconducting materials one has to rely on utilizing chemical and physical design principles, such as looking for new materials with structural features from known superconductors and electron counting.⁴⁻⁹ One chemical approach to this has been the exploration of materials in which the electronic properties can be tuned precisely by the addition of dopants between layers or into voids positions.¹⁰⁻¹³ For this purpose, electron-donor atoms, or cations, are most commonly incorporated into the structure, as e.g. in Cu_xTiSe_2 , where superconductivity with a critical temperature of $T_c \approx 4$ K was discovered via the intercalation of copper between the TiSe_2 layers.¹⁴ Less commonly, electron-acceptor atoms, or anions, are doped into structural void positions to achieve superconductivity.^{15,16} A recent example for the enhancement of superconductivity in such a material, $\text{Nb}_5\text{Ir}_3\text{O}$ with a critical temperature of $T_c \approx 10.5$ K.¹⁵ Here, oxygen O^{2-} anions are occupying trigonal anti-prismatic channels in the Mn_5Si_3 -type host structure.

All type-II superconductors share two fundamental attributes, (i) the critical temperature T_c below which superconducting state occurs and (ii) the upper critical field $H_{c2}(T)$ above which superconductivity is fully suppressed.^{17,18} The second parameter is crucial not only because it defines the potential practical applications of the superconductor, but also it contains fundamental information about the Cooper pair breaking process from the superconducting to the normal state. The maximal $H_{c2}(0)$ for conventional superconductors is given by the paramagnetic pair breaking effect, which is commonly known as the Pauli paramagnetic limit H_{Pauli} .¹⁷ This value is given by $\mu_0 H_{\text{Pauli}} = \frac{\Delta_0}{\sqrt{2}\mu_B} \approx 1.86[\text{T/K}] \cdot T_c$ with μ_B being the Bohr magneton and Δ_0 being the superconducting gap in the weak-coupling Bardeen–Cooper–Schrieffer (BCS) theory. There are few unconventional superconductors (e.g. highly anisotropic superconductors,¹⁹⁻²¹ heavy-fermionic superconductors^{22,23} and spin-triplet superconductor UTe_2 ²⁴) with high values of $H_{c2}(0)$ that are exceeding their

weak-coupling Pauli limit H_{Pauli} . A variety of possible reasons for the violation of the weak-coupling Pauli paramagnetic limit have been discussed, including large spin-orbit coupling of the electrons or unconventional superconducting pairing mechanism.^{20,21,25,26} Generally, a violation of the weak-coupling Pauli paramagnetic limit is widely considered to be a strong indicator for unconventional superconductivity.^{18,27,28}

η -Carbide-type compounds are a large family of compounds with more than 120 known members. η -Carbide-type compounds exist in two chemical stoichiometries, with the general formula A_4B_2X or A_3B_3X . Here A and B are transition metals, and X is a light element – either carbon, nitrogen, or oxygen.^{29,30} The η -carbide structure corresponds to a filled version of the Ti_2Ni -type structure, with small nonmetallic atoms occupying the interstitial positions corresponding to the Wyckoff position $16d$.³¹ These atoms act as electron-acceptors, or anions. The structures of A_4B_2X and A_3B_3X differ by the occupation of the Wyckoff position $16c$. The chemically possible elemental site mutations of the η -carbide compounds offers a large tunability of their chemical and physical properties, while the effect and importance on the electronic properties of the light atoms in the void position has so far not been clarified.^{32–34}

η -Carbides have been found to be a versatile family of compounds for the investigation of emergent quantum properties,^{30,35–38} while only a few have been reported to be superconductors.^{30,35,39} In a review by B.T. Matthias, *et al.* inter alia superconductivity in Ti_2Co , $\text{Ti}_{0.573}\text{Rh}_{0.287}\text{O}_{0.14}$ and $\text{Ti}_{0.573}\text{Ir}_{0.287}\text{O}_{0.14}$ is mentioned, lacking detailed information.³⁹ The η -carbide superconductor with the highest known critical temperature of $T_c = 9.7$ K is $\text{Nb}_4\text{Rh}_2\text{C}_{1-\delta}$.^{35,40} This material has recently been found to display a remarkably high upper critical field of $\mu_0 H_{c2}(0) = 28.5$ T exceeding by far the weak-coupling Pauli limit.⁴⁰ This material falls right in between the two commercially most often used superconducting materials. Namely, $\text{Nb}_4\text{Rh}_2\text{C}_{1-\delta}$ displays a critical temperature close to the one of NbTi, while having a much larger upper critical field, close to the one of Nb_3Sn .

Here, we report on the synthesis and superconducting properties of η -carbide type sub-

oxides $\text{Ti}_4\text{M}_2\text{O}$ ($\text{M} = \text{Co}, \text{Rh}, \text{Ir}$). Single crystals of $\text{Ti}_4\text{Co}_2\text{O}$ and Ti_2Co were prepared by an arc-melting and subsequent annealing process. By an elemental site substitution on the cobalt site in $\text{Ti}_4\text{Co}_2\text{O}$ with the other group-9 transition metals Rh and Ir, we obtained two new compounds $\text{Ti}_4\text{Rh}_2\text{O}$ and $\text{Ti}_4\text{Ir}_2\text{O}$. Magnetic susceptibility, electrical resistivity and specific heat capacity measurements show $\text{Ti}_4\text{M}_2\text{O}$ ($\text{M} = \text{Co}, \text{Rh}, \text{Ir}$) are bulk type-II superconductors with transition temperatures of 2.7, 2.8 and 5.4 K, respectively. All three compounds – $\text{Ti}_4\text{Co}_2\text{O}$, $\text{Ti}_4\text{Rh}_2\text{O}$ and $\text{Ti}_4\text{Ir}_2\text{O}$ – display high upper critical field $H_{c2}(0)$ with respect to their critical temperatures. Our measurements show that $\text{Ti}_4\text{Co}_2\text{O}$ and $\text{Ti}_4\text{Ir}_2\text{O}$ even have upper critical fields above the weak-coupling BCS Pauli limit. We, furthermore, show Ti_2Co is a semimetal with indications of a broad superconducting transition below 0.75 K. This indicates that incorporation of oxygen into the interstitial sites plays a crucial role for the electronic and superconducting properties of $\text{Ti}_4\text{Co}_2\text{O}$.

Experimental Section

Single Crystals: Single crystals of Ti_2Co and $\text{Ti}_4\text{Co}_2\text{O}$ were prepared from titanium powder (purity: 99.9 %, Alfa Aesar), cobalt powder (purity: 99.99 %, Strem Chemicals), and titanium dioxide powder (purity: 99.9 %, Sigma-Aldrich). The reactants were thoroughly mixed in stoichiometric ratios and pressed into a pellet of a total mass of 600 mg. To avoid the oxidation of the metals, this process was performed in a glovebox under argon atmosphere. The pellet was melted in an arc furnace in a purified argon atmosphere on a water-cooled copper plate. The sample was molten 10 times in order to ensure optimal homogeneity. The solidified melt ball was sealed in a quartz ampule under 1/3 atm argon and annealed in a furnace for 30 days at 1000 °C. Finally, the quartz tube was quenched in water. Large single crystals of Ti_2Co and $\text{Ti}_4\text{Co}_2\text{O}$ were obtained by mechanical breaking of the solidified ball (see photographs in supporting information).

Polycrystalline Samples: Polycrystalline samples of $\text{Ti}_4\text{Rh}_2\text{O}$ and $\text{Ti}_4\text{Ir}_2\text{O}$ were ob-

tained from titanium powder (purity: 99.9 %, Alfa Aesar), rhodium powder (99.99%, Strem Chemicals), iridium powder (purity: 99.99 %, Strem Chemicals), and titanium dioxide powder (purity: 99.9 %, Sigma-Aldrich). Samples of a total mass of 120 mg were synthesized from stoichiometric ratios of the reactants. We found the highest purity of $\text{Ti}_4\text{Rh}_2\text{O}$ was obtained with a Ti:Rh:O ratio of 3.9:2.1:0.8, and $\text{Ti}_4\text{Ir}_2\text{O}$ was obtained with a Ti:Ir:O ratio of 4:2:0.7 in the arc-melting process. These were thoroughly mixed and pressed into a pellet. The pellet was melted in an arc furnace in a purified argon atmosphere on a water-cooled copper plate. The sample was molten 10 times in order to ensure optimal homogeneity. The solidified melt was ground to a fine powder and pressed into a pellet. The pellet was sealed in a quartz ampule under 1/3 atm argon and annealed in a furnace for 7 days at 1000 °C. After the reaction, the quartz tube was quenched in water. Different starting stoichiometries in the arc-melting process have been tried to improve purity of the final polycrystalline samples.

Composition and Structure: The samples were investigated by means of powder X-ray diffraction (PXRD) measurements on a STOE STADIP diffractometer with Mo $K\alpha$ radiation ($\lambda = 0.709300 \text{ \AA}$). The PXRD patterns were collected in the 2θ range of 5-50° with a scan rate of 0.25°/min. The PXRD of $\text{Ti}_4\text{Rh}_2\text{O}$ and $\text{Ti}_4\text{Ir}_2\text{O}$ samples were measured on a Rigaku diffractometer with Cu $K\alpha$ radiation. Rietveld refinements were performed using the FULLPROF program suite.⁴¹ Single crystal X-ray diffraction (SXRD) was performed on a Rigaku’s XtaLAB Synergy diffractometer using Cu or Mo $K\alpha$ radiation. The graphical interface Olex2⁴² was used to solve the structure and do the refinement. The structure was solved using intrinsic phasing provided by the ShelXT program⁴³ and refined by the least squares method of ShelXL.⁴⁴

Physical Properties: The temperature-dependent magnetization measurements were performed using a Quantum Design Magnetic Properties Measurement System (MPMSXL) equipped with a reciprocating sample option (RSO). The measured plate like samples were placed in parallel to the external magnetic field to minimize demagnetization effects. Specific

heat capacity and resistivity measurements were performed with a Quantum Design Physical Property Measurement System (PPMS) using a He-3 insert option for measurements below 2 K. Temperature-dependent resistivity data of Ti_2Co and $\text{Ti}_4\text{Co}_2\text{O}$ were measured on single crystals by employing the standard 4-probe technique. Temperature-dependent resistivities of $\text{Ti}_4\text{Rh}_2\text{O}$ and $\text{Ti}_4\text{Ir}_2\text{O}$ were measured on sintered polycrystalline pellets using the same technique. For all resistivity measurements, silver wires were connected to the sample with silver paint.

Electronic Structure Calculations: We have performed density functional theory calculations for all compounds using the full potential local orbital (FPLO) basis⁴⁵ and the generalized gradient approximation (GGA) to the exchange correlation functional.⁴⁶ Due to the importance of spin-orbit coupling for Co, Rh and Ir, we have performed fully relativistic calculations. The experimentally determined crystal structures were used for all calculations.

Results and discussion

Structure of $\text{Ti}_4\text{M}_2\text{O}$ (with $\text{M} = \text{Co}, \text{Rh}, \text{Ir}$)

Large single crystals of $\text{Ti}_4\text{Co}_2\text{O}$ with shiny metallic luster were prepared by arc-melting and subsequent annealing (see supporting information). The structure of $\text{Ti}_4\text{Co}_2\text{O}$ was previously reported in the literature, but only low quality polycrystalline data was available so far.³⁵ The SXRD data obtained here allows us to provide a high-quality structural solution in table 1.

$\text{Ti}_4\text{Co}_2\text{O}$ crystallizes in the cubic $Fd\bar{3}m$ space group, with the cell parameter $a = 11.2574(3)$ Å. In figure 1(a), we show a schematic view of the refined crystal structure of $\text{Ti}_4\text{Co}_2\text{O}$. The composition for $\text{Ti}_4\text{Co}_2\text{O}$ was found to be fully stoichiometric, with no oxygen vacancies. Temporary freed site occupancy showed no disorder over the different sites, and the low electronic residues confirm that all positions are correctly filled with the right atoms. All the details of the SXRD and the structural refinements are summarized

in table 1. The whole sample was found to be phase pure as evidenced by the Rietveld refinement shown in figure 1(b).

The structure of $\text{Ti}_4\text{Co}_2\text{O}$ corresponds to a filled version of the Ti_2Ni structure with the oxygen atoms occupying the $16d$ Wyckoff positions. In the SXRD refinement of $\text{Ti}_4\text{Co}_2\text{O}$, an electronic density residue of $19.48 \text{ e}^- \text{ \AA}^{-3}$ is found at the cell center, if the oxygen is not considered for the crystallographic void positions, evidencing the incorporation of oxygen in the structure. Here, titanium atoms occupy the $16c$ and the $48f$ Wyckoff positions, cobalt atoms occupy the $32e$ Wyckoff positions, while oxygen atoms occupy the $16d$ Wyckoff positions, resulting in a formula of $\text{Ti}_{64}\text{Co}_{32}\text{O}_{16}$ for one unit cell. The Ti_2Ni -type structures with space group of $Fd\bar{3}m$ contain in their unit cell 96 metal atoms. Alternatively, the large Ti_2Ni unit cell can also be understood as eight cubic sub-cells having two alternating patterns, and the interstitial positions between these sub-cells are empty.⁴⁰ The Ti_2Ni structure-type is well known to act as a host with some tolerance, allowing the incorporation of light elements, such as oxygen, nitrogen and carbon, in the interstitial positions to form the η -carbide structure.

Polycrystalline samples of the two suboxides $\text{Ti}_4\text{Rh}_2\text{O}$ and $\text{Ti}_4\text{Ir}_2\text{O}$ were obtained by means of solid-state synthesis. The PXRD patterns and their respective Rietveld refinements are shown in figure 1(c)&(d). $\text{Ti}_4\text{Rh}_2\text{O}$ and $\text{Ti}_4\text{Ir}_2\text{O}$ crystallize in the same structure as $\text{Ti}_4\text{Co}_2\text{O}$, hence in the cubic space group $Fd\bar{3}m$ with cell parameters $a = 11.58452(3) \text{ \AA}$ and $a = 11.62931(2) \text{ \AA}$, respectively. The unit cell increases with increasing atomic radii within this series of compounds, as it is expected. The presented Rietveld refinements lead to reliability factors R_{wp} of 4.10 % and 4.19 % for $\text{Ti}_4\text{Rh}_2\text{O}$ and $\text{Ti}_4\text{Ir}_2\text{O}$, respectively. Hence, the refined structures of the two new compounds, $\text{Ti}_4\text{Rh}_2\text{O}$ and $\text{Ti}_4\text{Ir}_2\text{O}$ are of excellent quality. Details on the Rietveld refinements are summarized in table 2. In table 3 the atomic coordinates and the atomic displacement parameters for all three compounds are assembled. All measurements were performed on these polycrystalline samples. However, the validity of the structural model could also be confirmed by SXRD measurements, the

Table 1: Crystallographic data for single-crystals of Ti_2Co and $\text{Ti}_4\text{Co}_2\text{O}$.

Formula	Ti_2Co	$\text{Ti}_4\text{Co}_2\text{O}$
Formula weight ($g\text{ mol}^{-1}$)	154.73	325.46
Crystal system		Cubic
Space group		$\text{Fd}\bar{3}\text{m}$ (227)
a, b, c (\AA)	11.2865(5)	11.2574(3)
α, β, γ ($^\circ$)		90
Volume (\AA^3)	1437.73(19)	1426.63(11)
Z	32	16
Calculated density ($g\text{ cm}^{-3}$)	5.719	6.061
Temperature (K)		160
Radiation	Cu $\text{K}\alpha$ (1.54184 \AA)	Mo $\text{K}\alpha$ (0.71073 \AA)
Crystal color		Metallic silver-black
Crystal size (mm^3)	$0.064 \times 0.041 \times 0.037$	$0.12 \times 0.11 \times 0.07$
Linear absorption coefficient (cm^{-1})	1406.66 (Cu)	173.75 (Mo)
Scan mode		ω
2θ range for data collection ($^\circ$)	13.63 — 137.992	7.206 — 64.518
Index ranges	$-5 \leq h \leq 13$ $-12 \leq k \leq 8$ $-15 \leq l \leq 16$	$-16 \leq h \leq 13$ $-15 \leq k \leq 16$ $-12 \leq l \leq 9$
Reflections collected	278	1100
	Data reduction	
Completeness (%)	100	99.31
Numbers of independent reflections	84	129
R_{int} (%)	2.88	2.05
Empirical absorption correction	Auto frame scaling, sample decay, 4x4 detector correction	
Numerical absorption correction	Spherical	Analytical
Independent reflections with $I \geq 2.0\sigma$	76	128
	Refinement	
R_1 (obs / all) (%)	3.07 / 3.24	1.23 / 1.23
wR_2 (obs / all) (%)	8.50 / 8.57	3.15 / 3.15
GOF	1.130	1.192
Numbers of refined parameters	10	13
Difference Fourier residues ($e^- \text{\AA}^{-3}$)	-0.436 — +0.505	-0.519 — +0.319

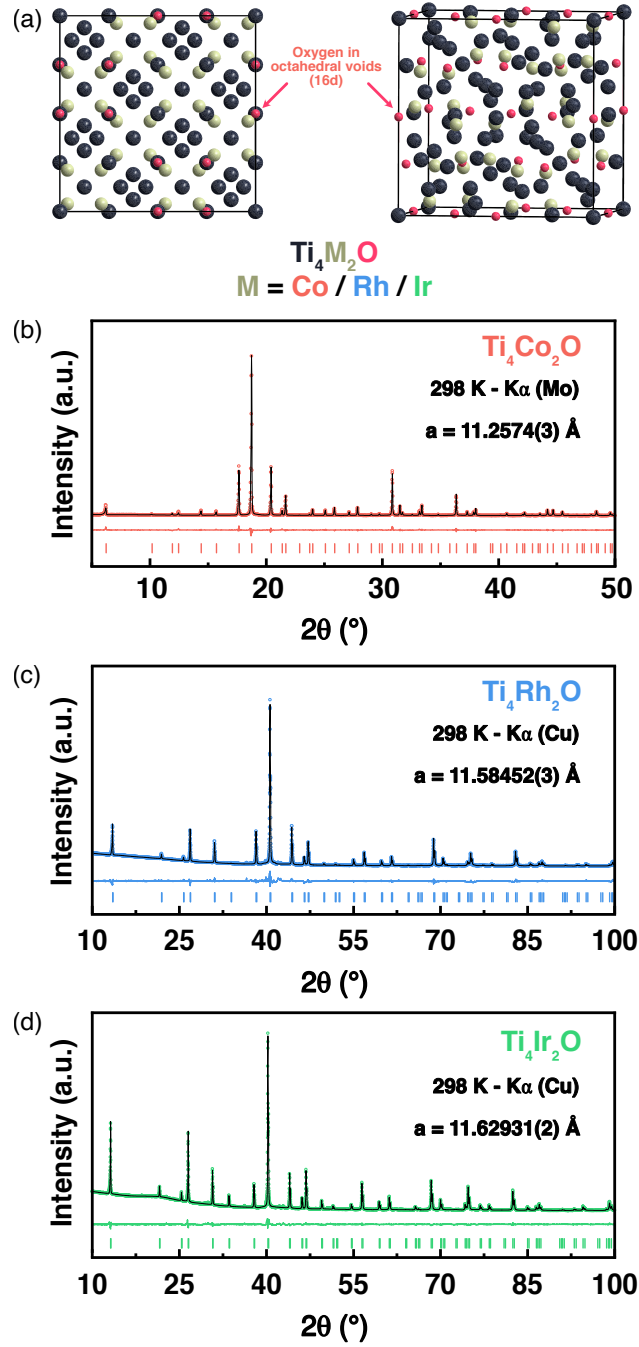


Figure 1: (a) Schematic representation of two orientations for the refined crystal structure from SXRD of $\text{Ti}_4\text{Co}_2\text{O}$. PXRD patterns and Rietveld refinements of (b) $\text{Ti}_4\text{Co}_2\text{O}$, (c) $\text{Ti}_4\text{Rh}_2\text{O}$ and (d) $\text{Ti}_4\text{Ir}_2\text{O}$, respectively. The plots are represented as follows: observed (colored dots), calculated (black line) and difference (colored line) intensities. The Bragg positions of each phase are indicated with colored vertical bars.

details of which are presented in the Supporting Information. The cell parameters of the SXRD and PXRD measurements are in excellent agreement.

Table 2: Details on the Rietveld refinement for polycrystalline samples of $\text{Ti}_4\text{Rh}_2\text{O}$ and $\text{Ti}_4\text{Ir}_2\text{O}$.

Formula	$\text{Ti}_4\text{Rh}_2\text{O}$	$\text{Ti}_4\text{Ir}_2\text{O}$
Formula weight ($g\text{ mol}^{-1}$)	413.33	591.96
Crystal system	Cubic	
Space group	$\text{Fd}\bar{3}\text{m}$ (227)	
a, b, c (\AA)	11.58452(3)	11.62931(2)
α, β, γ ($^\circ$)	90	
Volume (\AA^3)	1554.656(7)	1572.759(6)
Z	16	
Calculated density ($g\text{ cm}^{-3}$)	7.06359	9.999
Diffractometer	Rigaku SmartLab, Bragg-Brentano	
Temperature (K)	298	
Radiation	Cu $\text{K}\alpha$ (1.54184 \AA)	
2θ range (deg.), no. of points	5.07 - 100.01, 9495	5.08 - 100.02, 9495
Step size (deg), counting time (s)	0.01, 5.99766	
Background	Linear interpolation	
Profile function	Thompson-Cox-Hastings pseudo-Voigt with Axial divergence asymmetry	
No. of refined parameters	11	
R_B (%)	6.22	3.88
R_p (%)	2.49	2.41
R_{wp} (%)	4.10	4.19
R_{exp} (%)	1.38	1.09
GOOF	2.9649	3.8487

Superconductivity in $\text{Ti}_4\text{M}_2\text{O}$ (with $\text{M} = \text{Co}, \text{Rh}, \text{Ir}$)

We have performed temperature-dependent electrical resistivity measurements on single crystals of $\text{Ti}_4\text{Co}_2\text{O}$, and on polycrystalline samples of $\text{Ti}_4\text{Rh}_2\text{O}$ and $\text{Ti}_4\text{Ir}_2\text{O}$. In figure 2(a), we show resistivity measurements in the temperature range between $T = 300\text{ K}$ and 400 mK . All three compounds are found to be metals with residual resistivity ratios (RRR) – here defined as $\rho(300\text{ K})/\rho(10\text{ K})$ – of $\text{RRR} = 1.26, 1.72$, and 1.27 for $\text{Ti}_4\text{Co}_2\text{O}$, $\text{Ti}_4\text{Rh}_2\text{O}$, and $\text{Ti}_4\text{Ir}_2\text{O}$, respectively.

Table 3: Refined coordinates, atomic displacement parameters (ADPSs) (\AA^2), and their estimated standard deviations for Ti_2Co , $\text{Ti}_4\text{Co}_2\text{O}$, $\text{Ti}_4\text{Rh}_2\text{O}$, and $\text{Ti}_4\text{Ir}_2\text{O}$.

	Wyckoff position		Ti_2Co	$\text{Ti}_4\text{Co}_2\text{O}$	$\text{Ti}_4\text{Rh}_2\text{O}$	$\text{Ti}_4\text{Ir}_2\text{O}$
x(Ti1)	16c			0		
		U_{iso}	0.0517(8)	0.0049(2)	0.0296(8)	0.0163(12)
x(Ti2)	48f		0.43659(14)	0.43890(5)	0.44217(8)	0.44086(13)
		U_{iso}	0.0437(7)	0.00385(18)	0.0261(3)	0.0197(5)
x(M)	32e		0.21406(10)	0.21131(2)	0.21492(3)	0.21468(3)
		U_{iso}	0.0537(8)	0.00496(18)	0.0292(2)	0.01342(19)
x(O)	16d		-		1/2	
		U_{iso}	-	0.0045(7)	0.016(2)	0.057(5)

These values correspond to a poor metal behavior, as commonly observed in metal oxides (see, e.g., reference 47). The room-temperature resistivities of $\text{Ti}_4\text{Co}_2\text{O}$, $\text{Ti}_4\text{Rh}_2\text{O}$, and $\text{Ti}_4\text{Ir}_2\text{O}$ are very similar, with $\rho(300\text{K}) = 0.07 \text{ m}\Omega \text{ cm}$, $\rho(300\text{K}) = 0.12 \text{ m}\Omega \text{ cm}$, and $\rho(300\text{K}) = 0.25 \text{ m}\Omega \text{ cm}$, respectively.

We find that all three compounds clearly undergo a transition to a superconducting state at critical temperatures of $T_c = 2.7 \text{ K}$, 2.8 K , and 5.4 K for $\text{Ti}_4\text{Co}_2\text{O}$, $\text{Ti}_4\text{Rh}_2\text{O}$, and $\text{Ti}_4\text{Ir}_2\text{O}$, respectively. These transitions are manifested by the sharp drop in the resistivity at the corresponding temperatures. In the inset of 2(a), the electrical resistivities of the three compounds in the vicinity of the superconducting transition are depicted. The observation of superconductivity in $\text{Ti}_4\text{Co}_2\text{O}$ is in agreement with earlier findings, where a critical temperature T_c of 3.10-2.84 K was enlisted for this compound, in the absence of any further experimental details (see, reference 35).

The superconducting state of these materials was further characterized with magnetization and heat capacity measurements. In figure 2(b), we show the temperature-dependent magnetic susceptibilities ($-M/M(1.8 \text{ K})$) of $\text{Ti}_4\text{Co}_2\text{O}$, $\text{Ti}_4\text{Rh}_2\text{O}$, and $\text{Ti}_4\text{Ir}_2\text{O}$ in zero-field cooled (ZFC) and field-cooled (FC) conditions in an external magnetic field of $\mu_0 H = 2 \text{ mT}$. The observed superconducting transition temperatures in the magnetization are in good agreement with the critical temperatures from the resistivity measurements. We observe shielding fractions clearly larger than $\chi = -1$ for all three compounds, caused by demagnetization.

zation effects. In the normal state, all three compounds are found to be Pauli paramagnets (see Supporting Information).

In figure 2(c), we present the temperature-dependent specific heat C/T vs T for $\text{Ti}_4\text{Co}_2\text{O}$, $\text{Ti}_4\text{Rh}_2\text{O}$ and $\text{Ti}_4\text{Ir}_2\text{O}$. In the normal state, the specific heat consists of an electronic (C_{el}) and a phononic (C_{ph}) contribution, it was fitted according to the following relationship:

$$\frac{C(T)}{T} = \frac{C_{\text{el}} + C_{\text{ph}}}{T} = \gamma + \beta T^2. \quad (1)$$

Here γ is the Sommerfeld coefficient and β is the coefficient of the phonon contribution. The value for γ is found to be $\gamma = 39.98 \text{ mJ mol}^{-1} \text{ K}^{-2}$ for $\text{Ti}_4\text{Co}_2\text{O}$, $\gamma = 34.5 \text{ mJ mol}^{-1} \text{ K}^{-2}$ for $\text{Ti}_4\text{Rh}_2\text{O}$, and $\gamma = 29.3 \text{ mJ mol}^{-1} \text{ K}^{-2}$ for $\text{Ti}_4\text{Ir}_2\text{O}$. γ is proportional to the electronic density of states at the Fermi-level $D(E_F)$. Hence, it can be argued that all three compounds have very similar $D(E_F)$.

The phononic coefficients are $\beta = 0.24 \text{ mJ mol}^{-1} \text{ K}^{-4}$ for $\text{Ti}_4\text{Co}_2\text{O}$, $\beta = 0.22 \text{ mJ mol}^{-1} \text{ K}^{-4}$ for $\text{Ti}_4\text{Rh}_2\text{O}$, and $\beta = 0.59 \text{ mJ mol}^{-1} \text{ K}^{-4}$ for $\text{Ti}_4\text{Ir}_2\text{O}$. The Debye temperatures Θ_D can be determined according to the equation

$$\Theta_D = \left(\frac{12\pi^4}{5\beta} nR \right)^{\frac{1}{3}} \quad (2)$$

where n is the number of atoms per formula unit, and $R = 8.314 \text{ J mol}^{-1} \text{ K}^{-1}$ is the ideal gas constant. The Debye temperature is calculated to be $\Theta_D = 386 \text{ K}$ for $\text{Ti}_4\text{Co}_2\text{O}$, $\Theta_D = 397 \text{ K}$ for $\text{Ti}_4\text{Rh}_2\text{O}$, and $\Theta_D = 285 \text{ K}$ for $\text{Ti}_4\text{Ir}_2\text{O}$.

The clearly distinct discontinuities in the specific heat are in good agreement with the superconducting transition temperatures observed in the magnetization and resistivity measurements. With the entropy-conserving construction shown in figure 2(c), the normalized specific heat jump $\Delta C/\gamma T_c$ was determined. $\Delta C/\gamma T_c$ is found to be 1.65 for $\text{Ti}_4\text{Co}_2\text{O}$, 1.28 for $\text{Ti}_4\text{Rh}_2\text{O}$ and 1.80 for $\text{Ti}_4\text{Ir}_2\text{O}$. All three values are close to the BCS weak-coupling value for $\Delta C/\gamma T_c$ of 1.43, confirming the bulk nature of the superconductivity in these materials.

Therefore, all three compounds are bulk suboxide-superconductors.

For $\text{Ti}_4\text{Ir}_2\text{O}$, we have furthermore determined the lower critical field $\mu_0 H_{c1}(0)$ by employing a series of ZFC field-dependent magnetization measurements in the superconducting state (see Supporting Information). Here, we take the magnetic field point where the $M(H)$ curve first deviates from linearity as the measure for $\mu_0 H_{c1}(T)$.⁴⁸ With this approximation, the obtained $\mu_0 H_{c1}(T)$ values are fitted using the empirical equation $H_{c1}(T) = H_{c1}(0)[1 - (T/T_c)^2]$. We determine the lower critical field for $\text{Ti}_4\text{Ir}_2\text{O}$ to be $\mu_0 H_{c1}(0) = 8.9$ mT (see Supporting Information).

High-upper critical fields in $\text{Ti}_4\text{M}_2\text{O}$ (with $\text{M} = \text{Co}, \text{Rh}, \text{Ir}$)

In figure 3(a)-(c) we show temperature- and field-dependent resistivity measurements in the vicinity of the superconducting transitions on a single crystal of $\text{Ti}_4\text{Co}_2\text{O}$ and on polycrystalline samples of $\text{Ti}_4\text{Rh}_2\text{O}$ and $\text{Ti}_4\text{Ir}_2\text{O}$. As expected, the critical temperature decreases steadily as the applied magnetic field increases. However, the shift of the superconducting transition temperatures in these materials for all three compounds in external fields is remarkably small. Commonly, conventional superconductors have upper critical fields clearly below the weak-coupling Pauli limit. Hence, should be suppressed at the here applied fields.

For $\text{Ti}_4\text{Co}_2\text{O}$ shown in figure 3(a), the critical temperature in the resistivity is still $T_c = 0.65$ K in an external field of $\mu_0 H = 6.5$ T. The weak-coupling Pauli limit of $\text{Ti}_4\text{Co}_2\text{O}$ is determined to be $\mu_0 H_{\text{Pauli}} = 5.0$ T. In $\text{Ti}_4\text{Ir}_2\text{O}$ the critical temperature in a $\mu_0 H = 9$ T field is still $T_c = 3.0$ K. The superconductivity is normally long suppressed in such high magnetic fields in comparable materials.^{49,50} Also, the remarkable sharpness of the transition in high fields is worth emphasizing. The transition width in the resistivity of $\text{Ti}_4\text{Ir}_2\text{O}$ in zero-field is $\Delta T_c = 0.34$ K, and in a magnetic field of $\mu_0 H = 9$ T it is still $\Delta T_c = 0.76$ K. Such a small widening of the transition is quite remarkable and indicates a wide vortex solid region, and a small vortex liquid region. A feature especially of importance for the realization of superconducting magnet applications.⁵¹

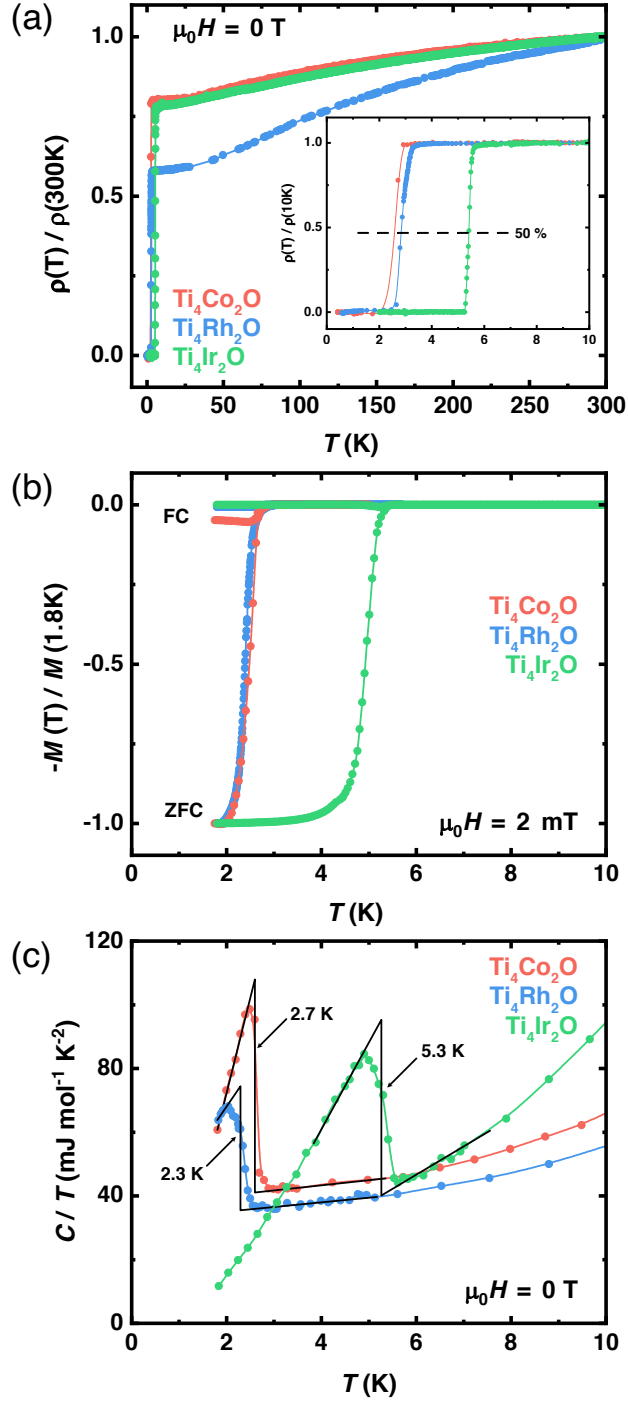


Figure 2: Superconducting properties of $\text{Ti}_4\text{M}_2\text{O}$ with $\text{M} = \text{Co}, \text{Rh}, \text{Ir}$: (a) Temperature-dependent resistivities in zero-field in the temperature range of $T = 300 \text{ K}$ and 400 mK , the inset show the resistivity in the vicinity of the superconducting transition (b) ZFC and FC magnetization in an external field of $\mu_0 H = 2 \text{ mT}$ (c) Temperature-dependent specific heat capacity as C/T with entropy conserving constructions in zero-field.

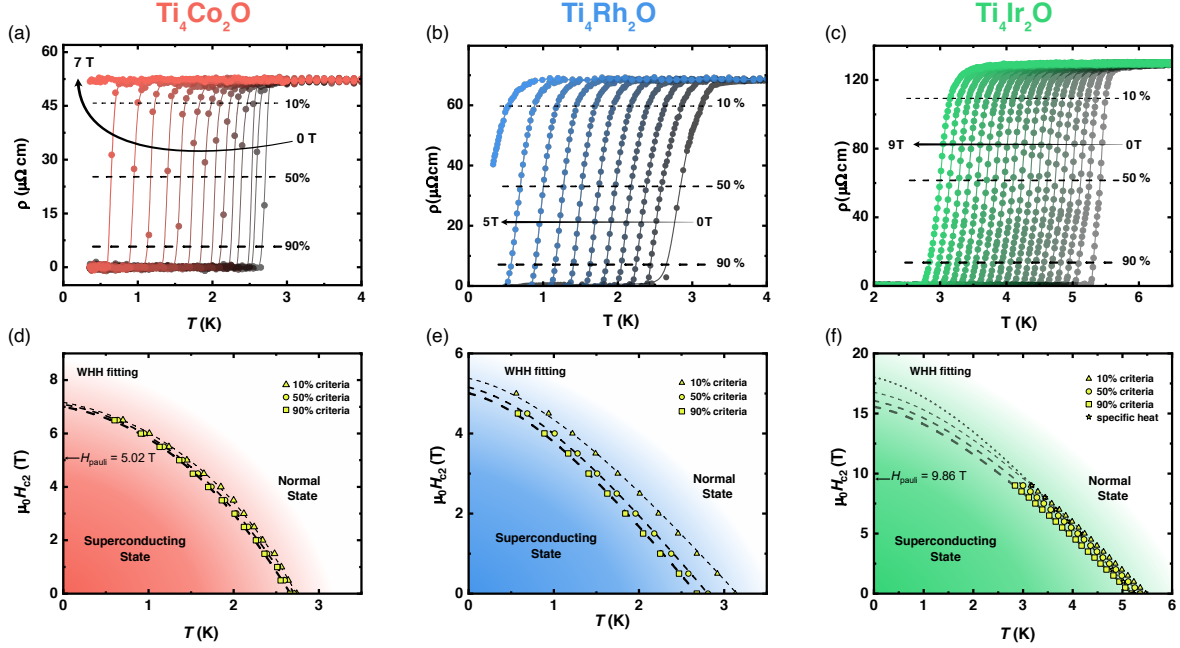


Figure 3: (a)-(c) Field-dependent and temperature-dependent resistivity of $\text{Ti}_4\text{M}_2\text{O}$ with $\text{M} = \text{Co}, \text{Rh}$ and Ir . (d)-(f) Electronic phase diagrams of $\text{Ti}_4\text{M}_2\text{O}$ with $\text{M} = \text{Co}, \text{Rh}$ and Ir .

Here, we take the common 10%-, 50%- and 90% criteria of resistances to determine the upper critical field at zero temperature $\mu_0 H_{c2}(0)$. In figure 3(d)-(f), we estimate the upper critical fields at zero temperature $\mu_0 H_{c2}(0)$ using the Werthamer-Helfand-Hohenberg (WHH) approximation in the clean limit:⁵²

$$\mu_0 H_{c2}(T) = \frac{\mu_0 H_{c2}(0)}{0.73} h_{fit}^*(T/T_c). \quad (3)$$

$$h_{fit}^*(t) = (1 - t) - C_1(1 - t)^2 - C_2(1 - t)^4. \quad (4)$$

This approach can be considered as a conservative estimation of the upper critical fields $\mu_0 H_{c2}(0)$. The fitting gives an upper critical value of $\mu_0 H_{c2}(0) = 7.18$ T, 7.08 T, and 7.02 T for the 10%-, 50%- and 90% criteria, for $\text{Ti}_4\text{Co}_2\text{O}$ respectively. All of these values are clearly higher than weak-coupling Pauli limit. For the estimated upper critical field values of $\text{Ti}_4\text{Rh}_2\text{O}$ we find $\mu_0 H_{c2}(0) = 5.38$ T, 5.15 T, and 5.01 T for the 10%-, 50%- and 90% criteria, respectively. which is large, and very close to the weak-coupling Pauli limit, where $\mu_0 H_{\text{Pauli}} = 5.21$ T for the 50%-criteria.

The estimated upper critical field values from the 10%-, 50%-, 90%-criteria and specific heat capacity for $\text{Ti}_4\text{Ir}_2\text{O}$ are $\mu_0 H_{c2}(0) = 16.76$ T, 16.06 T, 15.47 T, and 18.03 T which is remarkably high. This upper critical field is by far exceeding the weak-coupling Pauli limit of $\mu_0 H_{\text{Pauli}} = 9.86$ T for the 50%-criteria.

The observation of the violation of the weak-coupling Pauli limit in these materials is remarkable. These cubic, centrosymmetric materials – without any local magnetic moments – would from a material design perspective not to be expected to display such uncommon superconducting properties. However, $\text{Ti}_4\text{Co}_2\text{O}$ and $\text{Ti}_4\text{Ir}_2\text{O}$ are also two additional examples for the observation of the weak-coupling Pauli limit violation after the recent report on $\text{Nb}_4\text{Rh}_2\text{C}_{1-\delta}$ in the same structure type.⁴⁰ These similar properties occur in this structure type, although there are significant differences in chemical composition. Not only the transition elements are different, but also the anionic void filling element is changed to oxygen.

Parameters of the superconductivity in $\text{Ti}_4\text{M}_2\text{O}$ ($\text{M} = \text{Co}, \text{Rh}, \text{Ir}$)

According to the Ginzburg-Landau theory, the obtained $\mu_0 H_{c2}(0)$ value (here the values obtained from the 50% criteria are being used) can be used to estimate the coherence length $\xi_{\text{GL}}(0)$ at $T = 0$ K using the following equation:

$$\mu_0 H_{c2}(0) = \frac{\Phi_0}{2\pi \xi_{\text{GL}}^2}. \quad (5)$$

Here, $\Phi_0 = h/(2e) \approx 2.0678 \cdot 10^{-15}$ Wb is the quantum flux. The calculated coherence length $\xi_{\text{GL}}(0)$ is 68.2 Å for $\text{Ti}_4\text{Co}_2\text{O}$, 79.9 Å for $\text{Ti}_4\text{Rh}_2\text{O}$, and 45.3 Å for $\text{Ti}_4\text{Ir}_2\text{O}$, respectively. The superconducting penetration depth λ_{GL} of $\text{Ti}_4\text{Ir}_2\text{O}$ was estimated from the obtained values of ξ_{GL} and H_{c1} by using the relation:

$$\mu_0 H_{c1} = \frac{\Phi_0}{4\pi \lambda_{\text{GL}}^2} \ln\left(\frac{\lambda_{\text{GL}}}{\xi_{\text{GL}}}\right). \quad (6)$$

We obtained a value of $\lambda_{\text{GL}} = 2756$ Å for $\text{Ti}_4\text{Ir}_2\text{O}$. The value of $\kappa_{\text{GL}} = \lambda_{\text{GL}}/\xi_{\text{GL}} = 60.8$.

The electron-phonon coupling constant λ_{ep} of $\text{Ti}_4\text{M}_2\text{O}$ can be estimated from the Debye temperature, using the semi-empirical McMillan approximation:⁵³

$$\lambda_{\text{ep}} = \frac{1.04 + \mu^* \ln\left(\frac{\Theta_{\text{D}}}{1.45T_{\text{c}}}\right)}{(1 - 0.62\mu^*)\ln\left(\frac{\Theta_{\text{D}}}{1.45T_{\text{c}}}\right) - 1.04}. \quad (7)$$

The Coulombic repulsion parameter μ^* is set to be 0.13 according to the empirical approximation for similar materials.^{7,54,55} Based on the obtained value, the electron-phonon coupling constant is calculated to be $\lambda_{\text{ep}} = 0.51$ for $\text{Ti}_4\text{Co}_2\text{O}$, $\lambda_{\text{ep}} = 0.52$ for $\text{Ti}_4\text{Rh}_2\text{O}$, and $\lambda_{\text{ep}} = 0.66$ for $\text{Ti}_4\text{Ir}_2\text{O}$. Using these electron-phonon coupling constants and the Sommerfeld constants, we can estimate the density of states at the Fermi-level by using the following relationship:

$$D(E_{\text{F}}) = \frac{3\gamma}{\pi^2 k_{\text{B}}^2 (1 + \lambda_{\text{ep}})}. \quad (8)$$

This results in a density of states at the Fermi-level of $D(E_{\text{F}}) = 11.22$ states eV^{-1} per formula unit (f.u.) for $\text{Ti}_4\text{Co}_2\text{O}$, $D(E_{\text{F}}) = 9.64$ states eV^{-1} per formula unit (f.u.) for $\text{Ti}_4\text{Rh}_2\text{O}$, and $D(E_{\text{F}}) = 7.50$ states eV^{-1} per formula unit (f.u.) for $\text{Ti}_4\text{Ir}_2\text{O}$.

It can be stated that all three superconductors $\text{Ti}_4\text{M}_2\text{O}$ ($\text{M}=\text{Co}, \text{Rh}, \text{Ir}$) have very high upper critical fields compared with their T_{c} values. We find that the upper critical fields of $\text{Ti}_4\text{Co}_2\text{O}$ and $\text{Ti}_4\text{Ir}_2\text{O}$ are even exceeding the commonly expected maximal upper critical field, known as the weak-coupling Pauli limit. By analyzing the electronic and phononic contribution, there is no obvious experimental observation that might allow to explain this unusual electronic effect. That both $\text{Ti}_4\text{Co}_2\text{O}$ and $\text{Ti}_4\text{Ir}_2\text{O}$ are violating this limit is a strong indicator that the most commonly expected cause for this effect – strong spin-orbit coupling – is not the main reason for the observation at hand. Since the effect is observed for the lighter cobalt, as well as for the heavier iridium compound, even though the spin orbit-coupling is enhanced substantially from one to the other element. A comprehensive comparison of the electronic parameters of the three η -carbide-type suboxide superconductors is listed in table

4.

Table 4: Summary of all the determined parameters of $\text{Ti}_4\text{M}_2\text{O}$ (M=Co, Rh, Ir).

Parameter	Units	$\text{Ti}_4\text{Co}_2\text{O}$	$\text{Ti}_4\text{Rh}_2\text{O}$	$\text{Ti}_4\text{Ir}_2\text{O}$
$T_{\text{c,magnetization}}$	K	2.7	2.7	5.3
$T_{\text{c,resistivity}}$	K	2.7	2.8	5.4
$T_{\text{c,specificheat}}$	K	2.7	2.3	5.3
$\rho(300\text{K})$	$\text{m}\Omega \text{ cm}$	0.07	0.12	0.25
RRR	-	1.26	1.72	1.27
$\mu_0 H_{\text{c1}}(0)$	mT	-	-	8.9
$\mu_0 H_{\text{c2}}(0)$	T	7.08	5.15	16.06
β	$\text{mJ mol}^{-1} \text{ K}^{-4}$	0.236	0.217	0.587
γ	$\text{mJ mol}^{-1} \text{ K}^{-2}$	39.9	34.5	29.3
Θ_{D}	K	386	397	285
ξ_{GL}	\AA	68.2	79.9	45.3
λ_{GL}	\AA	-	-	2756
κ_{GL}	-	-	-	60.8
$\Delta C/\gamma T_{\text{c}}$	-	1.65	1.28	1.80
λ_{ep}	-	0.51	0.52	0.66
$D(E_{\text{F}})$	states eV^{-1} per f.u.	11.22	9.64	7.50
$\mu_0 H_{\text{Pauli}}$	T	5.02	5.21	9.86
$\mu_0 H_{\text{c2}}(0)/T_{\text{c}}$	T/K	2.62	1.84	3.03

The structure and electronic properties of Ti_2Co

Large single crystals of Ti_2Co with a silver metallic luster were obtained analogously to the synthesis of $\text{Ti}_4\text{Co}_2\text{O}$ single crystals (see supporting information). The structure of Ti_2Co had previously been reported,³⁵ here we solve it for the first time using high-quality SXRD data. The PXRD pattern of the finely ground crystals is shown in figure 4(a), evidencing the absence of any impurity phases. In figure 4(b), we show a schematic view of the refined crystal structure of Ti_2Co .

Ti_2Co crystallizes in the Ti_2Ni structure in the cubic $Fd\bar{3}m$ space group, with the cell parameter $a = 11.2865(5) \text{ \AA}$. This unit cell is slightly larger than the above-mentioned cell parameter for $\text{Ti}_4\text{Co}_2\text{O}$, this is in good agreement with the increased ionicity of the bonding upon oxygen incorporation. In our Ti_2Co crystals, there are no atoms in the void position,

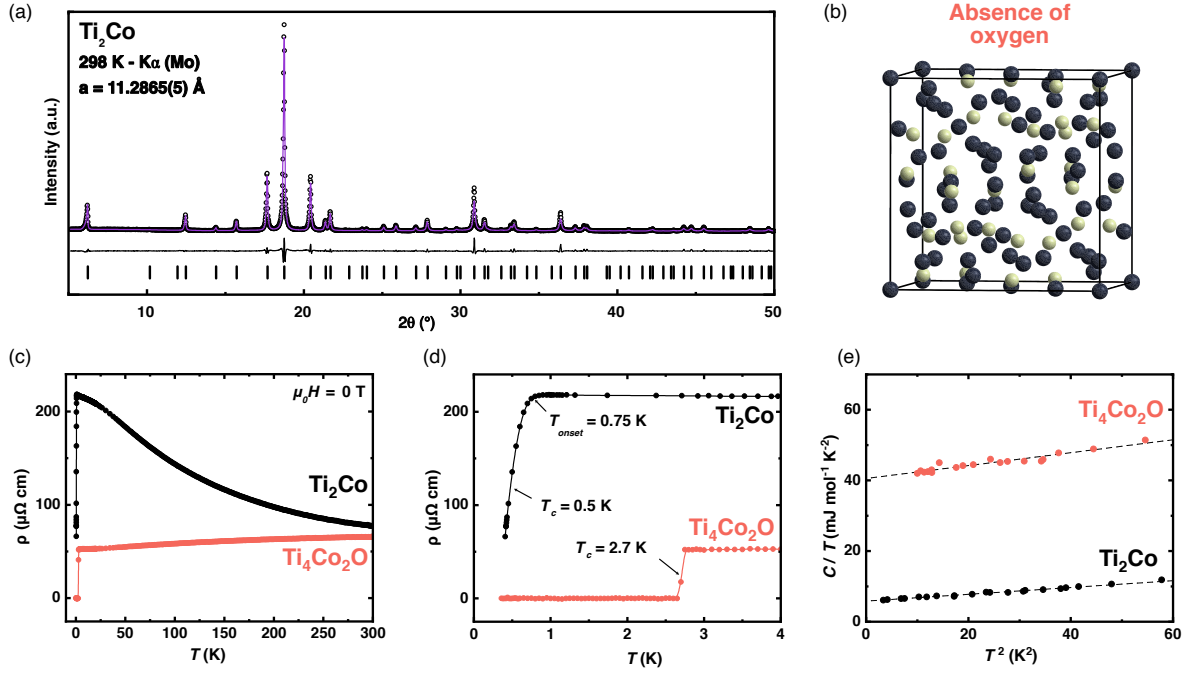


Figure 4: Structure and electronic properties of Ti_2Co : (a) PXRD pattern and Rietveld refinement. (b) Schematic representation of the Ti_2Co structure as obtained from SXR diffraction refinement. (c) Temperature-dependent resistivities of Ti_2Co and $\text{Ti}_4\text{Co}_2\text{O}$ in zero-field, and (d) zoom-in on the low-temperature region of the resistivities. (e) Normal-state specific heat of Ti_2Co and $\text{Ti}_4\text{Co}_2\text{O}$.

as evidence by the absence of any significant electronic residue in the SXRD refinement of Ti_2Co . All the details of the SXRD and the structural refinements are summarized in table 1. Attempts to obtain isostructural oxygen-free Ti_2Rh and Ti_2Ir were unsuccessful. Ti_2Rh crystallizes in the Zr_2Cu -type structure (space group: $I4/mmm$ (139)),⁵⁶ while no compound with the stoichiometric ratio of Ti_2Ir has been reported. Hence, for both $\text{Ti}_4\text{Rh}_2\text{O}$ and $\text{Ti}_4\text{Ir}_2\text{O}$, oxygen plays a crucial role in stabilizing the compounds in the η -carbide structure.

In figure 4(c), we show temperature-dependent resistivity measurements of Ti_2Co and for comparison of the oxygen filled version $\text{Ti}_4\text{Co}_2\text{O}$ in the temperature range between $T = 400$ mK and 300 K. We find that the resistivity of Ti_2Co slightly increases with decreasing temperature, characteristic for a semi-metallic behavior. While, the resistivity of the $\text{Ti}_4\text{Co}_2\text{O}$ with oxygen in the void positions is clearly metallic with a decreasing resistivity with decreasing temperature. The room-temperature resistivities of Ti_2Co and $\text{Ti}_4\text{Co}_2\text{O}$ are very similar, with $\rho(300\text{K}) = 0.077 \text{ m}\Omega \text{ cm}$ and $\rho(300\text{K}) = 0.066 \text{ m}\Omega \text{ cm}$, respectively. While the metallic $\text{Ti}_4\text{Co}_2\text{O}$ clearly undergoes a transition to a superconducting state at a critical temperature T_c of 2.7 K, the semimetallic Ti_2Co shows a slight indication for a superconducting transition below 750 mK, as shown in figure 4(d). The transition for Ti_2Co is very broad, and the resistivity at the lowest measured temperature here ($T_{\min} = 400 \text{ mK}$) is still above a zero resistance state. Hence, a possible complete transition to a superconducting state is not observed due to the temperature limitation of our measurement device. Based on the commonly used 50% resistivity criteria, we estimate the superconducting temperature of Ti_2Co to be 0.5 K. This finding is in contrast to an earlier report showing superconductivity at higher temperatures.³⁵ It is likely that the samples in the previous reports actually had oxygen incorporated in the interstitial positions, making them superconducting at higher temperatures.

In figure 4(e), the specific heat data in the normal state of Ti_2Co and $\text{Ti}_4\text{Co}_2\text{O}$ single crystals is shown. The value for the Sommerfeld parameter γ is found to be $\gamma = 5.84 \text{ mJ mol}^{-1} \text{ K}^{-2}$ for Ti_2Co and $\gamma = 39.98 \text{ mJ mol}^{-1} \text{ K}^{-2}$ for $\text{Ti}_4\text{Co}_2\text{O}$, respectively. As γ is

proportional to the electronic density of states at the Fermi-level $D(E_F)$, the nearly 4-fold increase from Ti_2Co to $\text{Ti}_4\text{Co}_2\text{O}$ upon the addition of oxygen explains the semimetallic to metallic change in the electronic properties observed in the resistivities. Hence, the oxygen addition into the voids of Ti_2Co corresponds to an increase in electrons at the Fermi-level, leading to a metallic sample that eventually can become superconducting at a higher critical temperature.

The phononic coefficient β is similar for both compounds, with a value of $\beta = 0.096 \text{ mJ mol}^{-1} \text{ K}^{-4}$ for Ti_2Co and $\beta = 0.24 \text{ mJ mol}^{-1} \text{ K}^{-4}$ for $\text{Ti}_4\text{Co}_2\text{O}$. The Debye temperature Θ_D is calculated to be $\Theta_D = 392 \text{ K}$ for Ti_2Co , and $\Theta_D = 386 \text{ K}$ for $\text{Ti}_4\text{Co}_2\text{O}$, indicating – as it would be expected – very similar phononic properties of the two compounds. We find both Ti_2Co and $\text{Ti}_4\text{Co}_2\text{O}$ to be Pauli paramagnets in the normal state (see Supporting Information).

Electronic structure of $\text{Ti}_4\text{M}_2\text{O}$ ($\text{M}=\text{Co}, \text{Rh}, \text{Ir}$)

We use DFT calculations to better understand the electronic structure of the four materials Ti_2Co and $\text{Ti}_4\text{M}_2\text{O}$ ($\text{M}=\text{Co}, \text{Rh}, \text{Ir}$). Figure 5 shows the fully relativistic GGA band structures and densities of states, labeled as GGA+SO. Overall bandwidth of Ti $3d$ states and Co $3d$, Rh $4d$ or Ir $5d$ states, respectively, is about 8 eV. Filled oxygen $2p$ states are below -6 eV and are not shown here. As we are interested in superconductivity, we focus on the states in a small window near the Fermi level E_F . For easy comparison with the three other compounds, we normalize Ti_2Co DOS to two formula units. We find that even in the two Co-containing materials, density of states at the Fermi level $N(E_F)$ is affected by SO coupling. At least at the GGA+SO level, DFT does not stabilize magnetic moments on the transition metals. Our calculations yield a density of states at the Fermi-level of $D(E_F) = 7.99 \text{ states/eV/2f.u.}$ in Ti_2Co and $D(E_F) = 10.2 \text{ states/eV/f.u.}$ in $\text{Ti}_4\text{Co}_2\text{O}$; thus, plain GGA+SO calculations can explain that $N(E_F)$ is smaller in the former but not that it is

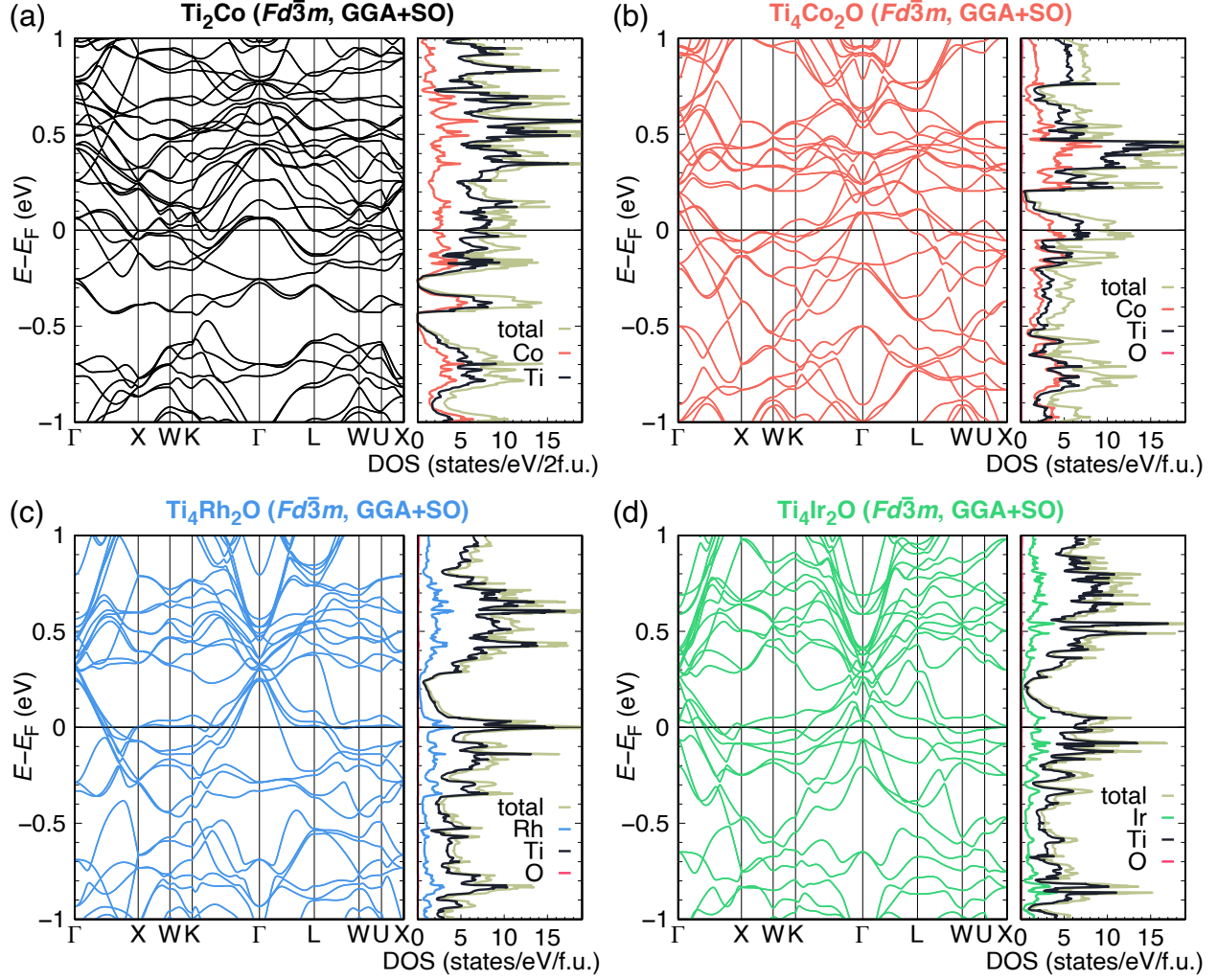


Figure 5: Band structures and densities of states for (a) Ti_2Co , (b) $\text{Ti}_4\text{Co}_2\text{O}$, (c) $\text{Ti}_4\text{Rh}_2\text{O}$, and (d) $\text{Ti}_4\text{Ir}_2\text{O}$ respectively. The fully relativistic FPLO calculations with GGA functional include the effects of spin-orbit coupling.

reduced by a large factor as seen from our specific heat measurements; this merits further investigation.

The difference between Ti_2Co and $\text{Ti}_4\text{Co}_2\text{O}$ is that in the latter, the Fermi level is placed 0.2 eV lower within the d states due to the $2e$ per formula unit transferred to O^{2-} , evidencing the strong electron-accepting character of the incorporated oxygen atoms into the void position. The binding of Ti2 to O also leads to substantial changes in the band dispersion so that the similarity between Ti_2Co and $\text{Ti}_4\text{Co}_2\text{O}$ band structures can only be recognized in special points like Γ , for example. The small shift of the Fermi level leads to a 28% increase in $D(E_F)$ in $\text{Ti}_4\text{Co}_2\text{O}$ compared to Ti_2Co , providing a possible explanation why the former is superconducting, but the latter is not. On the other hand, DFT does not provide a simple argument why the critical temperature T_c of $\text{Ti}_4\text{Ir}_2\text{O}$ is nearly twice that of $\text{Ti}_4\text{Rh}_2\text{O}$. The strong spin-orbit coupling in Ir leads to substantial band splittings and therefore a significantly lower density of states at the Fermi level, in agreement with the experimental findings. As the Fermi surface of $\text{Ti}_4\text{Ir}_2\text{O}$ is clearly more complex than that of $\text{Ti}_4\text{Rh}_2\text{O}$ due to spin orbit coupling, it will be interesting to investigate in a future study if better Fermi surface nesting enhances the electron-phonon coupling constant in $\text{Ti}_4\text{Ir}_2\text{O}$ and is thus responsible for the higher T_c and possibly the Pauli limit violation.

Conclusion

We have successfully synthesized η -carbide type suboxide superconductors $\text{Ti}_4\text{M}_2\text{O}$ ($\text{M}=\text{Co}$, Rh , Ir) and measured their superconducting properties. Magnetic susceptibility, electrical resistivity and specific heat capacity measurements showed $\text{Ti}_4\text{M}_2\text{O}$ ($\text{M}=\text{Co}$, Rh , Ir) are type-II superconductors with transition temperatures of $T_c = 2.7$, 2.8 , and 5.4 K, respectively. The normalized specific heat jumps, $\Delta C/\gamma T_c$, are measured to be 1.65 , 1.28 , and 1.80 for $\text{Ti}_4\text{Co}_2\text{O}$, $\text{Ti}_4\text{Rh}_2\text{O}$, and $\text{Ti}_4\text{Ir}_2\text{O}$, evidencing the bulk nature of the superconductivity in these materials.

Temperature- and field-dependent resistivity and specific heat measurements showed that

all three compounds display high upper critical fields. The upper critical fields of $\text{Ti}_4\text{Co}_2\text{O}$ and $\text{Ti}_4\text{Ir}_2\text{O}$ are even by far exceeding the weak-coupling Pauli limit, indicating the unusual nature of the superconducting state in these compounds. Especially noteworthy is the superconductor $\text{Ti}_4\text{Ir}_2\text{O}$, for which we find an upper critical field of $\mu_0 H_{c2}(0) = 16.06$ T, while the maximal expected upper critical field, i.e. the weak-coupling Pauli limit is $\mu_0 H_{\text{Pauli}} = 9.86$ T. The observation of this violation in a cubic centrosymmetric material, in the absence of any magnetic interactions is unexpected. The reason for the absence of the weak-coupling Pauli limit violation in $\text{Ti}_4\text{Rh}_2\text{O}$ is not obvious. The upper critical fields of $\text{Ti}_4\text{Rh}_2\text{O}$ are, however, in very good agreement with the upper critical field observed in the η -carbide $\text{Z}_4\text{Rh}_2\text{O}$, where an $\mu_0 H_{c2}(0)$ very close to the weak-coupling Pauli limit was observed, too.³⁰ If the Pauli limit violation in $\text{Ti}_4\text{M}_2\text{O}$ was caused by strong-spin orbit coupling (the most commonly expected cause), then the effect would be expected to enhance across the group-9 transition metal series. The difference might rather be caused by the more complex Fermi surface. Furthermore, it is worth emphasizing that the specific heat jumps $\Delta C/\gamma T_c$ of $\text{Ti}_4\text{Co}_2\text{O}$ and $\text{Ti}_4\text{Ir}_2\text{O}$ are clearly above the BCS value of 1.43, which might hint towards a strong coupling scenario for these two superconductors.

However, $\text{Ti}_4\text{Co}_2\text{O}$ and $\text{Ti}_4\text{Ir}_2\text{O}$ are also two additional examples for the observation of this violation after the recent report on $\text{Nb}_4\text{Rh}_2\text{C}_{1-\delta}$ in the same structure type. This indicates that the overall observed large upper-critical field and the weak-coupling Pauli limit violation are common properties that run in this structural family of compounds.

Our results show that in the class of the η -carbides and related structures, new superconducting materials can be discovered by using chemical design principles. Furthermore, the remarkably high upper critical fields discovered in these materials here and also in reference 40 may spark significant interest. Future investigations into the nature and origin of this effect – which eventually is most relevant for the generation of next generation superconducting magnets – can be expected.

Acknowledgement

This work was supported by the Swiss National Science Foundation under Grant No. PCEFP2_194183. R.L. acknowledges a personal grant by the Forschungskredit of the University of Zurich. The work at Gdansk Tech. was supported by the National Science Center (Poland), grant number: UMO-2017/27/B/ST5/03044.

Supporting Information Available

Photographs of Ti_2Co , $\text{Ti}_4\text{Co}_2\text{O}$, $\text{Ti}_4\text{Rh}_2\text{O}$, and $\text{Ti}_4\text{Ir}_2\text{O}$ single crystals, crystallographic data for single-crystals of $\text{Ti}_4\text{Rh}_2\text{O}$ and $\text{Ti}_4\text{Ir}_2\text{O}$, heat capacities of Ti_2Co and $\text{Ti}_4\text{Co}_2\text{O}$ single crystal under varying temperatures, normal state magnetization of Ti_2Co and $\text{Ti}_4\text{Co}_2\text{O}$, resistivities of $\text{Ti}_4\text{Rh}_2\text{O}$ and $\text{Ti}_4\text{Ir}_2\text{O}$ between 2 and 300 K, normal state magnetization of $\text{Ti}_4\text{Rh}_2\text{O}$ and $\text{Ti}_4\text{Ir}_2\text{O}$, heat capacities of $\text{Ti}_4\text{Rh}_2\text{O}$ and $\text{Ti}_4\text{Ir}_2\text{O}$ under varying temperatures and magnetic fields, lower upper critical field measurements and fitting of $\text{Ti}_4\text{Ir}_2\text{O}$, calculated band structures and densities of states for Ti_2Co , $\text{Ti}_4\text{Co}_2\text{O}$, $\text{Ti}_4\text{Rh}_2\text{O}$, and $\text{Ti}_4\text{Ir}_2\text{O}$ respectively.

References

- (1) Canfield, P. C. Still alluring and hard to predict at 100. *Nature materials* **2011**, *10*, 259–261.
- (2) Hutcheon, M. J.; Shipley, A. M.; Needs, R. J. Predicting novel superconducting hydrides using machine learning approaches. *Physical Review B* **2020**, *101*, 144505.
- (3) Yang, Z. S.; Ferrenti, A. M.; Cava, R. J. Testing whether flat bands in the calculated electronic density of states are good predictors of superconducting materials. *Journal of Physics and Chemistry of Solids* **2021**, *151*, 109912.

- (4) Verchenko, V. Y.; Zubtsovskii, A. O.; Plenkin, D. S.; Bogach, A. V.; Wei, Z.; Tsirlin, A. A.; Dikarev, E. V.; Shevelkov, A. V. Family of $\text{Mo}_4\text{Ga}_{21}$ -based superconductors. *Chemistry of Materials* **2020**, *32*, 6730–6735.
- (5) Fujioka, M.; Ishimaru, M.; Shibuya, T.; Kamihara, Y.; Tabata, C.; Amitsuka, H.; Miura, A.; Tanaka, M.; Takano, Y.; Kaiju, H., et al. Discovery of the Pt-Based Superconductor LaPt_5As . *Journal of the American Chemical Society* **2016**, *138*, 9927–9934.
- (6) Von Rohr, F.; Luo, H.; Ni, N.; Wörle, M.; Cava, R. J. Superconductivity and correlated Fermi liquid behavior in noncentrosymmetric $\text{Ca}_3\text{Ir}_4\text{Ge}_4$. *Physical Review B* **2014**, *89*, 224504.
- (7) Stolze, K.; Tao, J.; Von Rohr, F. O.; Kong, T.; Cava, R. J. Sc–Zr–Nb–Rh–Pd and Sc–Zr–Nb–Ta–Rh–Pd high-entropy alloy superconductors on a CsCl-type lattice. *Chemistry of Materials* **2018**, *30*, 906–914.
- (8) Rendenbach, B.; Hohl, T.; Harm, S.; Hoch, C.; Johrendt, D. Electrochemical Synthesis and Crystal Structure of the Organic Ion Intercalated Superconductor $(\text{TMA})_{0.5}\text{Fe}_2\text{Se}_2$ with $T_c = 43$ K. *Journal of the American Chemical Society* **2021**, *143*, 3043–3048.
- (9) He, Z.; Huang, R.; Zhou, K.; Liu, Y.; Guo, S.; Song, Y.; Guo, Z.; Hu, S.; He, L.; Huang, Q., et al. Superconductivity in Co-Layered LaCoSi . *Inorganic Chemistry* **2021**, *60*, 6157–6161.
- (10) Weller, T. E.; Ellerby, M.; Saxena, S. S.; Smith, R. P.; Skipper, N. T. Superconductivity in the intercalated graphite compounds C_6Yb and C_6Ca . *Nature Physics* **2005**, *1*, 39–41.
- (11) Burrard-Lucas, M.; Free, D. G.; Sedlmaier, S. J.; Wright, J. D.; Cassidy, S. J.; Hara, Y.; Corkett, A. J.; Lancaster, T.; Baker, P. J.; Blundell, S. J., et al. Enhancement of the superconducting transition temperature of FeSe by intercalation of a molecular spacer layer. *Nature materials* **2013**, *12*, 15–19.

- (12) Krzton-Maziopa, A.; Pomjakushina, E.; Pomjakushin, V. Y.; Von Rohr, F.; Schilling, A.; Conder, K. Synthesis of a new alkali metal–organic solvent intercalated iron selenide superconductor with $T_c \approx 45$ K. *Journal of Physics: Condensed Matter* **2012**, *24*, 382202.
- (13) Haldolaarachchige, N.; Gibson, Q.; Krizan, J.; Cava, R. Superconducting properties of the $K_x\text{WO}_3$ tetragonal tungsten bronze and the superconducting phase diagram of the tungsten bronze family. *Physical Review B* **2014**, *89*, 104520.
- (14) Morosan, E.; Zandbergen, H. W.; Dennis, B.; Bos, J.; Onose, Y.; Klimczuk, T.; Ramirez, A.; Ong, N.; Cava, R. J. Superconductivity in Cu_xTiSe_2 . *Nature Physics* **2006**, *2*, 544–550.
- (15) Zhang, Y.; Wang, B.; Xiao, Z.; Lu, Y.; Kamiya, T.; Uwatoko, Y.; Kageyama, H.; Hosono, H. Electride and superconductivity behaviors in Mn_5Si_3 -type intermetallics. *npj Quantum Materials* **2017**, *2*, 1–7.
- (16) Kitagawa, J.; Hamamoto, S. Superconductivity in $\text{Nb}_5\text{Ir}_{3-x}\text{Pt}_x\text{O}$. Proceedings of the International Conference on Strongly Correlated Electron Systems (SCES2019). 2020; p 011055.
- (17) Tinkham, M. *Introduction to superconductivity*; Courier Corporation, 2004.
- (18) Górnicka, K.; Gui, X.; Wiendlocha, B.; Nguyen, L. T.; Xie, W.; Cava, R. J.; Klimczuk, T. NbIr_2B_2 and TaIr_2B_2 —New Low Symmetry Noncentrosymmetric Superconductors with Strong Spin–Orbit Coupling. *Advanced Functional Materials* **2021**, *31*, 2007960.
- (19) Tanaka, Y.; Matsuoka, H.; Nakano, M.; Wang, Y.; Sasakura, S.; Kobayashi, K.; Iwasa, Y. Superconducting $3\text{R-Ta}_{1+x}\text{Se}_2$ with Giant In-Plane Upper Critical Fields. *Nano Letters* **2020**, *20*, 1725–1730.

- (20) Lu, Y.; Takayama, T.; Bangura, A. F.; Katsura, Y.; Hashizume, D.; Takagi, H. Superconductivity at 6 K and the Violation of Pauli Limit in $\text{Ta}_2\text{Pd}_x\text{S}_5$. *Journal of the Physical Society of Japan* **2014**, *83*, 023702.
- (21) Falson, J.; Xu, Y.; Liao, M.; Zang, Y.; Zhu, K.; Wang, C.; Zhang, Z.; Liu, H.; Duan, W.; He, K., et al. Type-II Ising pairing in few-layer stanene. *Science* **2020**, *367*, 1454–1457.
- (22) Bauer, E.; Hilscher, G.; Michor, H.; Paul, C.; Scheidt, E.; Griбанov, A.; Seropegin, Y.; Noël, H.; Sigrist, M.; Rogl, P. Heavy fermion superconductivity and magnetic order in noncentrosymmetric CePt_3Si . *Physical Review Letters* **2004**, *92*, 027003.
- (23) Manago, M.; Ishida, K.; Aoki, D. Absence of the Pauli-Paramagnetic Limit in a Superconducting U_6Co . *Journal of the Physical Society of Japan* **2017**, *86*, 073701.
- (24) Aoki, D.; Nakamura, A.; Honda, F.; Li, D.; Homma, Y.; Shimizu, Y.; Sato, Y. J.; Knebel, G.; Brison, J.-P.; Pourret, A., et al. Unconventional superconductivity in heavy fermion UTe_2 . *Journal of the Physical Society of Japan* **2019**, *88*, 043702.
- (25) Carnicom, E. M.; Xie, W.; Klimczuk, T.; Lin, J.; Górnicka, K.; Sobczak, Z.; Ong, N. P.; Cava, R. J. TaRh_2B_2 and NbRh_2B_2 : Superconductors with a chiral noncentrosymmetric crystal structure. *Science Advances* **2018**, *4*, eaar7969.
- (26) Fuchs, G.; Drechsler, S.-L.; Kozlova, N.; Behr, G.; Köhler, A.; Werner, J.; Nenkov, K.; Klingeler, R.; Hamann-Borrero, J.; Hess, C., et al. High-field Pauli-limiting behavior and strongly enhanced upper critical magnetic fields near the transition temperature of an arsenic-deficient $\text{LaO}_{0.9}\text{F}_{0.1}\text{FeAs}_{1-\delta}$ superconductor. *Physical Review Letters* **2008**, *101*, 237003.
- (27) Mercure, J.-F.; Bangura, A.; Xu, X.; Wakeham, N.; Carrington, A.; Walmsley, P.; Greenblatt, M.; Hussey, N. Upper critical magnetic field far above the paramagnetic pair-breaking limit of superconducting one-dimensional $\text{Li}_{0.9}\text{Mo}_6\text{O}_{17}$ single crystals. *Physical review letters* **2012**, *108*, 187003.

- (28) Cao, Y.; Park, J. M.; Watanabe, K.; Taniguchi, T.; Jarillo-Herrero, P. Pauli-limit violation and re-entrant superconductivity in moiré graphene. *Nature* **2021**, *595*, 526–531.
- (29) Kuo, K. The formation of η carbides. *Acta metallurgica* **1953**, *1*, 301–304.
- (30) Ma, K.; Lago, J.; von Rohr, F. O. Superconductivity in the η -carbide-type oxides $\text{Zr}_4\text{Rh}_2\text{Ox}$. *Journal of Alloys and Compounds* **2019**, *796*, 287–292.
- (31) Mackay, R.; Miller, G. J.; Franzen, H. F. New oxides of the filled- Ti_2Ni type structure. *Journal of alloys and compounds* **1994**, *204*, 109–118.
- (32) Stover, E. R. The nickel-titanium-carbon system. Ph.D. thesis, Massachusetts Institute of Technology, 1956.
- (33) Ettmayer, P.; Suchentrunk, R. Über die thermische stabilität der eta-carbide. *Monatshefte für Chemie/Chemical Monthly* **1970**, *101*, 1098–1103.
- (34) Conway, J. O.; Prior, T. J. Interstitial nitrides revisited—a simple synthesis of $\text{M}_x\text{Mo}_3\text{N}$ ($\text{M} = \text{Fe}, \text{Co}, \text{Ni}$). *Journal of Alloys and Compounds* **2019**, *774*, 69–74.
- (35) Ku, H.; Johnston, D. New superconducting ternary transition metal compounds with the E9_3 -type structure. *Chinese Journal of Physics* **1984**, *22*, 59–64.
- (36) Waki, T.; Terazawa, S.; Umemoto, Y.; Tabata, Y.; Murase, Y.; Kato, M.; Hirota, K.; Nakamura, H. Magnetic susceptibility of η -carbide-type molybdenum and tungsten carbides and nitrides. *Journal of Physics: Conference Series*. 2012; p 012017.
- (37) Waki, T.; Terazawa, S.; Umemoto, Y.; Tabata, Y.; Sato, K.; Kondo, A.; Kindo, K.; Nakamura, H. Metamagnetism of η -carbide-type transition-metal carbides and nitrides. *Journal of Physics: Conference Series*. 2011; p 012069.
- (38) Waki, T.; Terazawa, S.; Yamazaki, T.; Tabata, Y.; Sato, K.; Kondo, A.; Kindo, K.; Yokoyama, M.; Takahashi, Y.; Nakamura, H. Interplay between quantum criticality and

- geometric frustration in $\text{Fe}_3\text{Mo}_3\text{N}$ with stella quadrangula lattice. *EPL (Europhysics Letters)* **2011**, *94*, 37004.
- (39) Matthias, B. T.; Geballe, T. H.; Compton, V. B. Superconductivity. *Reviews of Modern Physics* **1963**, *35*, 1.
- (40) Ma, K.; Gornicka, K.; Lefèvre, R.; Yang, Y.; Rønnow, H. M.; Jeschke, H. O.; Klimczuk, T.; von Rohr, F. O. Superconductivity with High Upper Critical Field in the Cubic Centrosymmetric η -Carbide $\text{Nb}_4\text{Rh}_2\text{C}_{1-\delta}$. *ACS Materials Au* **2021**, 55—61.
- (41) Rodríguez-Carvajal, J. Recent advances in magnetic structure determination by neutron powder diffraction. *Physica B: Condensed Matter* **1993**, *192*, 55–69.
- (42) Dolomanov, O. V.; Bourhis, L. J.; Gildea, R. J.; Howard, J. A.; Puschmann, H. OLEX2: a complete structure solution, refinement and analysis program. *Journal of applied crystallography* **2009**, *42*, 339–341.
- (43) Sheldrick, G. M. SHELXT—Integrated space-group and crystal-structure determination. *Acta Crystallographica Section A: Foundations and Advances* **2015**, *71*, 3–8.
- (44) Sheldrick, G. M. Crystal structure refinement with SHELXL. *Acta Crystallographica Section C: Structural Chemistry* **2015**, *71*, 3–8.
- (45) Koepnick, K.; Eschrig, H. Full-potential nonorthogonal local-orbital minimum-basis band-structure scheme. *Phys. Rev. B* **1999**, *59*, 1743–1757.
- (46) Perdew, J. P.; Burke, K.; Ernzerhof, M. Generalized Gradient Approximation Made Simple. *Phys. Rev. Lett.* **1996**, *77*, 3865–3868.
- (47) von Rohr, F. O.; Ryser, A.; Ji, H.; Stolze, K.; Tao, J.; Frick, J. J.; Patzke, G. R.; Cava, R. J. The $\text{h-Sb}_x\text{WO}_{3+2x}$ Oxygen Excess Antimony Tungsten Bronze. *Chemistry—A European Journal* **2019**, *25*, 2082–2088.

- (48) Naito, M.; Matsuda, A.; Kitazawa, K.; Kambe, S.; Tanaka, I.; Kojima, H. Temperature dependence of anisotropic lower critical fields in $(\text{La}_{1-x}\text{Sr}_x)_2\text{CuO}_4$. *Physical Review B* **1990**, *41*, 4823.
- (49) Górnicka, K.; Das, D.; Gutowska, S.; Wiendlocha, B.; Winiarski, M. J.; Klimczuk, T.; Kaczorowski, D. Iridium 5 d-electron driven superconductivity in ThIr_3 . *Physical Review B* **2019**, *100*, 214514.
- (50) Xiao, G.; Wu, S.; Li, B.; Liu, B.; Wu, J.; Cui, Y.; Zhu, Q.; Cao, G.-h.; Ren, Z. Normal-state and superconducting properties of the cubic Laves phase ThIr_2 . *Intermetallics* **2021**, *128*, 106993.
- (51) Sharma, R. G. *Superconductivity: Basics and applications to magnets*; Springer Nature, 2021; Vol. 214.
- (52) Baumgartner, T.; Eisterer, M.; Weber, H.; Flükiger, R.; Scheuerlein, C.; Bottura, L. Effects of neutron irradiation on pinning force scaling in state-of-the-art Nb_3Sn wires. *Superconductor Science and Technology* **2013**, *27*, 015005.
- (53) McMillan, W. Transition temperature of strong-coupled superconductors. *Physical Review* **1968**, *167*, 331.
- (54) von Rohr, F.; Nesper, R.; Schilling, A. Superconductivity in rubidium-substituted $\text{Ba}_{1-x}\text{Rb}_x\text{Ti}_2\text{Sb}_2\text{O}$. *Physical Review B* **2014**, *89*, 094505.
- (55) von Rohr, F.; Winiarski, M. J.; Tao, J.; Klimczuk, T.; Cava, R. J. Effect of electron count and chemical complexity in the Ta-Nb-Hf-Zr-Ti high-entropy alloy superconductor. *Proceedings of the National Academy of Sciences* **2016**, *113*, E7144–E7150.
- (56) Wodniecki, P.; Kulińska, A.; Wodniecka, B. Time-differential perturbed angular correlation study of the electric field gradient in $\text{Ti}_2\text{Rh MoSi}_2$ -type compound. *Hyperfine Interactions* **2007**, *177*, 97–102.

Graphical TOC Entry

