

On the Casimir effect from the zero-point energy: A tangential force and its properties

Zhentao Zhang*

*Department of Physics and Institute for Theoretical Physics,
Shandong University of Science and Technology, Shandong 266590, China*

We investigate the Casimir effect in the systems that consist of parallel but misaligned finite-size plates from the point of view of zero-point energy. We elaborate the zero-point energies of the radiation field in the perfect conductor systems would generate a tangential Casimir force, and explore the properties and consequences of this tangential force in various conductor systems. Thereafter, we generalize our discussion to dielectrics, and the tangential force in the dielectric systems is found in the formalism of zero-point energy. We obtain the finite-conductivity corrections to the tangential force for imperfectly conducting plates, and calculate the finite-temperature corrections to the force. The typical strength of the tangential force suggests it might be observable.

I. INTRODUCTION

In quantum field theory, the equal-time commutation relations of the radiation field operators would result in divergent constant in the free Hamiltonian, and the divergent constant is interpreted as the zero-point energy of the quantum field or energy of the vacuum; it affects nothing but gravity, see, e.g., [1]. Nevertheless, the change of the vacuum energy can be measurable if we disturb the vacuum by imposing special boundary conditions on the quantum field. This is the established understanding for the Casimir effect [2] in particle physics, see, for example, [1, 5, 6]. Though there is a controversy about the origin of the Casimir effect in the literature [7], we shall consider the Casimir effect mainly from viewpoint of the zero-point energy.

To explore the Casimir effect in the context of zero-point energy, we shall discuss the physical systems in which the Casimir forces predicted by the zero-point energies may have special properties. The systems considered by us will be paralleled perfectly conducting plates, but the plates are finite-size and will be misaligned. In these systems the zero-point energies of the radiation field would require that, besides the normal Casimir forces, the plates should experience the tangential forces. Compared with the normal Casimir force, the tangential force may have interesting properties. Thereafter, we shall generalize our study to dielectrics.

The Casimir physics is an active multidisciplinary research area and in recent decades theoretical and experimental progresses has been made in different aspects of this field, see, for review, [8–16]. To our knowledge, focusing on the edge correction to the Casimir effect, a similar situation has been studied in the multiple scattering formalism [17, 18] for a massless scalar field, which does not involve the concept of the zero-point energy of the scalar field. Thus, the present paper should not be considered as a work that generally remarks tangential interactions may occur in the system that consists of flat plates. Instead, one part of our paper may be considered as a specific investigation on the various misaligned conductor systems from the point of view of the zero-point energy for the radiation field; the approach would produce analytical results in simple forms and in the meantime we shall show that they are sufficient to provide very valuable information on the systems, and the other part would be a generalization for dielectric systems.

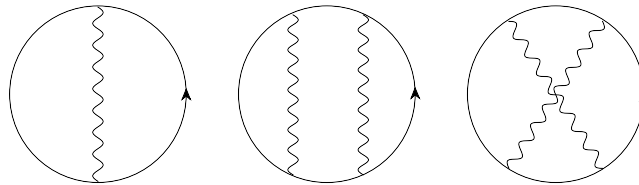


FIG. 1. Generic disconnected diagrams for the quantum electrodynamics vacuum fluctuations in perturbation theory.

Due to the multidisciplinary feature of the Casimir physics, occasionally, the physical meaning behind a terminology can be subtle for readers with different backgrounds. Thus, we would like to eliminate potential ambiguity at the beginning: We would stick to the standard description of the Casimir effect in quantum field theory. This means we

* zhangzt@sdust.edu.cn

shall discuss the free Maxwell theory in confined configurations [1, 5, 6]. We may also mention that when we apply perturbation theory to the interacting quantum fields, there is the other type of divergent vacuum energy emerging at the loop-level: the “vacuum bubbles”, see Fig. 1. However, it is well known that these disconnected vacuum diagrams contribute to neither the Casimir effect nor the S-matrix, see, e.g., [1, 5, 6]. Thus, we shall restrict ourselves to the zero-point energy of the radiation field and discard the energy from the virtual particles fluctuations in the vacuum.

II. THE TANGENTIAL FORCES

Consider a physical system consists of three macroscopic [19] parallel rectangular conducting plates, see Fig. 2. There is a thin plate C lying partly in the middle of two identical plates A and B, and to facilitate the discussion, we shall assume its dimension is smaller than plate A; its width is L and length is H . The overlapping area of plate C and the adjacent plates is Lb , where $L, b, H - b \gg d$.

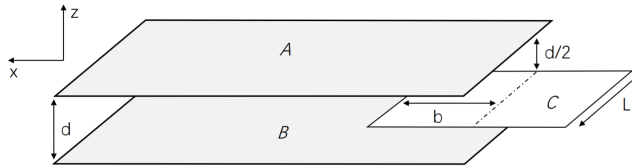


FIG. 2. The conducting plate C lies partly in the middle of two parallel plates. The small distance between the two larger plates is d .

For this system, we can understand that the zero-point energy would predict the normal Casimir force experienced by plate C is zero. However, let us consider the system more carefully and calculate explicitly the zero-point energy of this system. Usually, a small modification of a simple configuration would increase considerably the difficulty in calculating the zero-point energy of the radiation field. Though various theoretical methods were introduced to Casimir physics for calculating the Casimir force, we shall consider the Casimir effect from the viewpoint of zero-point energy and we may study this nontrivial configuration in the simple way: Dividing the configuration into sub-configurations, see Fig. 3.

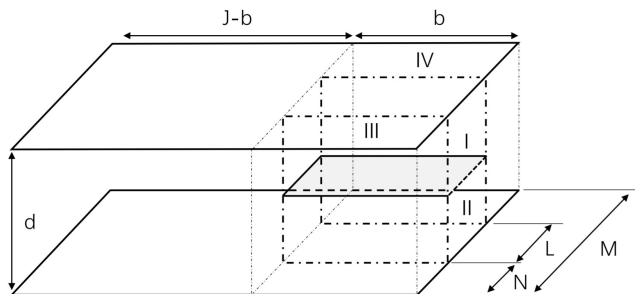


FIG. 3. We divide the configuration of the system into the sub-configurations, where the outside part of plate C is ignored, and $N, M - N - L, J - b \gg d$.

First, we should justify here this intuitive division in case it is not well-defined. We know that the bare quantity of the zero-point energy of the radiation field for the configuration $I + II$ is

$$E_0^{I+II} = \frac{\hbar c}{2} \int Lb \frac{d^2 k_{\parallel}}{(2\pi)^2} \left[k_{\parallel} + 2 \sum_{n=1}^{\infty} \left(k_{\parallel}^2 + \frac{n^2 \pi^2}{d^2} \right)^{\frac{1}{2}} \right], \quad (1)$$

where the symbol $I + II$ represents the configuration integrated by the sub-configurations I and II when plate C does not exist, and for the macroscopic scale parameters N and $M - N - L$, we have

$$E_0^{III} = E_0^{I+II}(L \rightarrow N) \quad (2)$$

and

$$E_0^{IV} = E_0^{I+II}(L \rightarrow M - N - L), \quad (3)$$

where $L \rightarrow N$ and $L \rightarrow M - N - L$ indicate variable L is changed to the latter variables, k is the wavenumber, and $k_{\parallel}^2 + n^2\pi^2/d^2 = k^2$. Then, the whole zero-point energy in the sub-configurations is

$$\begin{aligned} & E_0^{I+II} + E_0^{III} + E_0^{IV} \\ &= \frac{\hbar c}{2} \int Mb \frac{d^2 k_{\parallel}}{(2\pi)^2} \left[k_{\parallel} + 2 \sum_{n=1}^{\infty} \left(k_{\parallel}^2 + \frac{n^2\pi^2}{d^2} \right)^{\frac{1}{2}} \right] \\ &= E_0^{I+II+III+IV}, \end{aligned} \quad (4)$$

where $E_0^{I+II+III+IV}$ represents the bare zero-point energy of the corresponding integrated configuration when plate C does not appear. One can see that our division of the configuration will not change the vacuum energy of the system. Thus, the intuitive division may be well-defined, and this approximation method for finding the zero-point energy would be qualified to provide valuable information on the system.

Now let us consider the zero-point energies of the sub-configurations I and II separately. Clearly,

$$E_0^I = E_0^{II} = \frac{\hbar c}{2} \int Lb \frac{d^2 k_{\parallel}}{(2\pi)^2} \left[k_{\parallel} + 2 \sum_{n=1}^{\infty} \left(k_{\parallel}^2 + \frac{n^2\pi^2}{(d/2)^2} \right)^{\frac{1}{2}} \right], \quad (5)$$

where $k_{\parallel}^2 + n^2\pi^2/(d/2)^2 = k^2$.

Comparing with the zero-point energy of the configuration $I + II$ when plate C does not exist, the vacuum energy difference is

$$E = E_0^I + E_0^{II} - E_0^{I+II}. \quad (6)$$

To find the difference from the divergent quantities, numerous regularization methods can be employed, see, for example, [5, 8]. We may find that the finite energy difference is

$$E = -\frac{\pi^2 \hbar c}{48d^3} Lb. \quad (7)$$

Notice that if plate C moves along the x -direction, the motion will alter the original configuration and the vacuum energy of the system will also be changed. Thus, it turns out that the conducting plate in the system may experience a net Casimir force F along the x -direction

$$F = F_T = -\frac{\partial E}{\partial b} = \frac{\pi^2 \hbar c}{48d^3} L. \quad (8)$$

This Casimir force depends on the length L , not the overlapping area which will generally be a variable for the Casimir forces of the other physical systems. It is an attractive force which would drag the plate into the space between plates A and B. The force would disappear when the plate fully goes into the space. For the ideal boundary conditions of the sub-configurations, the plate would maintain a constant velocity to reach the other side [20]. Thereafter, an opposite Casimir force may be turned on, and the velocity of the plate would go to zero and then the plate will turn around. Thus, plate C would oscillate in the plane.

We may also notice that unlike the normal Casimir force, due to the $1/d^3$ -dependence on the small separation, the strength of this Casimir force is weak in general. However, from a modern mechanics point of view, the force might be large enough to be detected. For example, for a moderate setting $d = 0.3 \mu\text{m}$ and $L = 0.02 \text{ m}$, the strength of the Casimir force experienced by plate C is

$$F = 4.8 \times 10^{-9} \text{ N}. \quad (9)$$

Before we further discuss the implications of this tangential Casimir force, however, a remark must be given here. One may notice that to obtain the major physical properties of the system, in the above discussion we have used the ideal boundary conditions for the parallel plates. This means there would be a dramatic change of the sub-configurations for the vector field near the edges, i.e., two adjacent space points near an edge may belong to different sub-configurations. While it can be an ideal model in our field-theoretical approach, can there be any dangers hidden in this assumption, which may greatly weaken our conclusion? The answer is negative. We may emphasize that for this Casimir force, we focus on the change of the overlapping area, which would induce the change of the vacuum energy. An infinitesimal change in the x -direction Δb will not affect the physical boundary situation for the frontal edge as long as $J - b$ maintains a macroscopic scale, and then we can consider the change happens in the inner region

of the overlapping area [21]. And the potential corrections from the additional side edges may be ignored, since the dominant contribution to the change of the vacuum energy comes from the interior zone of ΔbL , see Fig. 4(a). Similarly, this analysis can also be applied to a plate with imperfect edges or the geometry shown in Fig. 4(b). An estimation for the precision of Eq. 8 affected by the geometry may be given here. Since the transition region for the energy density near an edge $\lesssim d/2$ [21], the precision of the analytical formula may reach $\sim 4 \times d/(2L) = 2d/L$. For $L \sim 10^{-2}$ m and $d \sim 10^{-7}$ m, the precision $\sim 10^{-5}$. (It may be noted that when the distances between the plates are $d/2$, $R-d/2$, and R , the condition $L \gg \min\{d/2, R-d/2\}$ would be sufficient for our ideal boundary approximation.)

However, it might be helpful to note that if one wants to apply the analytical result to the system where $|b| \lesssim d$ or $|H-b| \lesssim d$, a non-negligible positive correction from the physical boundaries to the ideal-boundary formula should be expected. In these two small geometric parameter regions, numeric methods should be employed. We content ourselves with the analytical result, since for most accessible geometric parameter regions in experiments, the analytical formula will provide reliable information on the system.

We should also note here that it is easy to notice the properties of this Casimir force experienced by the flat plate may be different to the lateral Casimir force caused by the corrugated surfaces of the plates [22–25].

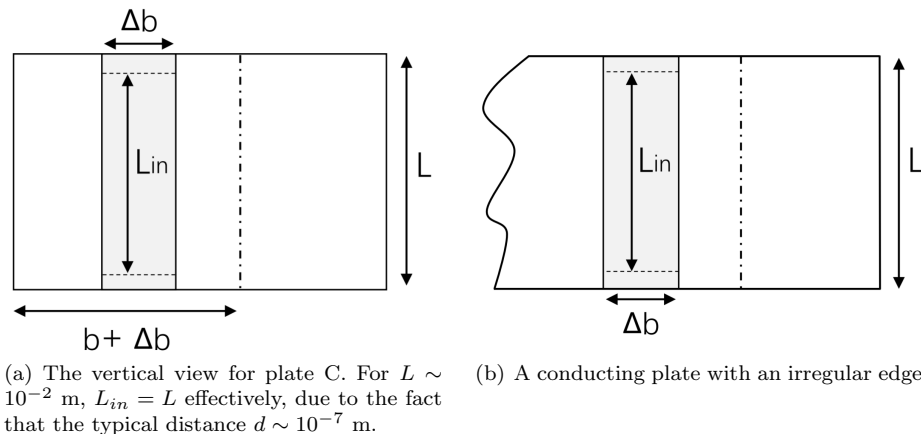


FIG. 4. The vertical view for the conducting plates.

We have shown that the strength of the tangential Casimir force might be measurable, but one may worry about the feasibility of this type of experiment, since the typical distance between two plates in Casimir physics is sub- μm and it might be difficult to build a thin conducting plate which can be put in the middle of the two plates. However, to measure the tangential force, a system that consists of two finite-size metal plates may also be used (see also [17]), see Fig. 5. This system can be considered as the situation that we move the conducting plate A or B in the previous system to infinity, and following the discussion given above, we may find easily the tangential force between the plates

$$F'_T = \frac{\pi^2 \hbar c}{90 d^3} L. \quad (10)$$



FIG. 5. The system consists of two parallel metal plates separated by $d/2$. The upper plate may have an irregular edge.

But notice that in this system the normal Casimir force F'_N also exists, and for $b = 0.01$ m and $d = 600$ nm, $F'_N = 10^5 F'_T$ for the case of two rectangular plates. Due to the appearance of this large normal force, one can understand that measuring the tangential force in this system may still need cutting-edge experimental technologies. Nevertheless, the situation that the directions of them are perpendicular may be in our favor, since we do not need to use the large normal force as a baseline for extracting the information of the tangential force in this kind of measurement.

However, we may mention that the so-called tangential force here is clearly the tangential component of the Casimir force, and the Casimir force in this system is not independent of the overlapping area between the plates.

We find here the interesting relation

$$F'_T > \frac{1}{2}F_T, \quad (11)$$

which indicates that metal plate C feels the tangential force caused by one plate is not half the force caused by two plates when the two plates maintain an exact spatial symmetry for plate C. From the general theory of van der Waals force, we know that the Casimir force is not additive [26], which means the macroscopic Casimir force may not be found by adding up all the microscopic van der Waals forces for the atoms or molecules in the plates. Similarly, Eq. 11 shows the tangential Casimir force is not additive even for the macroscopic objects. From the perspective of quantum field theory, the explanation for this inequality can be simple: It is illegal to consider that the tangential force F_T consists of two independent tangential forces caused separately by plates B and C; the force is inseparable, since it is induced by the configuration of the system in a unified way.

III. THE TANGENTIAL FORCES IN OTHER CONDUCTOR SYSTEMS

The tangential force from the radiation field, in general, exists in the systems that consist of misaligned finite-size plates, and we would like to further discuss the tangential Casimir force in other systems which might have instructive properties.

We may consider an obviously misaligned conducting system shown in Fig. 6.

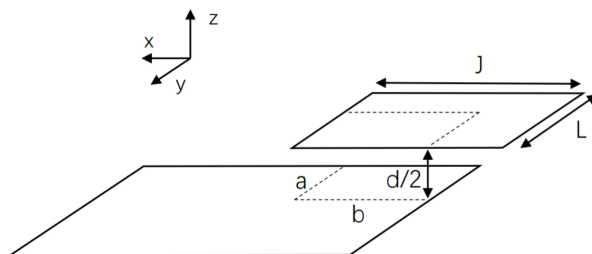


FIG. 6. The system consists of two parallel metal plates separated by $d/2$, where the overlapping area between them is $a \cdot b$, and $a, b, L - a, J - b \gg d$.

In this system both of a and b are the variables for the zero-point energy of the radiation field. Thus, the tangential force would have two nonzero components in Cartesian coordinates, and the tangential force experienced by the upper plate is

$$\mathbf{F}_T = \frac{\pi^2 \hbar c}{90 d^3} (a \mathbf{e}_x + b \mathbf{e}_y). \quad (12)$$

Notice that both of the direction and strength of this force will change if the plate can be driven by the tangential force. (If we replace the rectangular plates with other parallelogram plates, the tangential force may also be easily found.) In this place we might note that from the same arguments given in the last section, we may understand that when the smaller plate is just dragged into the upper space of the larger plate, the tangential force will not disappear immediately. But the force would decrease rapidly if the tangential distances between the “external” edges of the smaller plate and edges of the larger plate are increased. For the tangential distances which are bigger than $d/2$, one may consider the tangential force is effectively zero [27].

Now let us consider a more complicated but interesting system, see Fig. 7, and without loss of generality, one may assume the distances between the conducting plates are fixed.

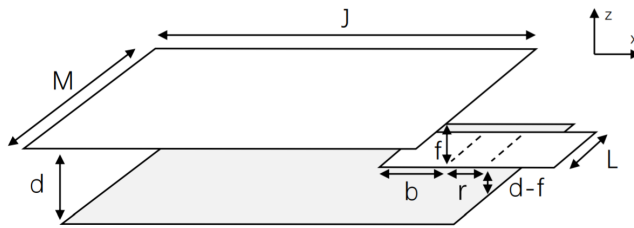


FIG. 7. The system consists of three parallel conducting plates. The geometries of the upper and bottom rectangular plates are the same but they are misaligned in the x -direction. All d -irrelevant parameters in the system are greatly larger than the small distance d .

To calculate the zero-point energy of the radiation field in this system, we may also divide the configuration into sub-configurations and various regularization methods could be employed. We may find the vacuum energy difference in this system is

$$E = -\frac{\pi^2 \hbar c}{720} \left[\frac{J-r}{d^3} M - \frac{b}{d^3} L + \frac{b}{f^3} L + \frac{b+r}{(d-f)^3} L \right]. \quad (13)$$

Then the tangential force felt by the bottom plate is

$$F_T^{bottom} = -\frac{\partial E}{\partial r} = \frac{\pi^2 \hbar c}{720} \left[\frac{L}{(d-f)^3} - \frac{M}{d^3} \right]. \quad (14)$$

We can see that the direction of the force is changeable, and the equilibrium condition for the parameters is $Ld^3 = M(d-f)^3$.

As we should expect, one may notice that the sum of the tangential forces of the three plates is zero, since the tangential force experienced by the upper plate is

$$F_T^{upper} = \frac{\pi^2 \hbar c}{720} \left[\frac{L}{f^3} + \frac{M-L}{d^3} \right], \quad (15)$$

and the middle plate experiences the tangential force

$$F_T^{middle} = \frac{\pi^2 \hbar c}{720} L \left[\frac{1}{d^3} - \frac{1}{f^3} - \frac{1}{(d-f)^3} \right]. \quad (16)$$

Circular metal plate is also an interesting object in Casimir physics, and it may be of interest to consider the misaligned systems that consist of a rectangular plate and a circular plate or two circular plates. We consider here a representative system in this context, see Fig. 8.

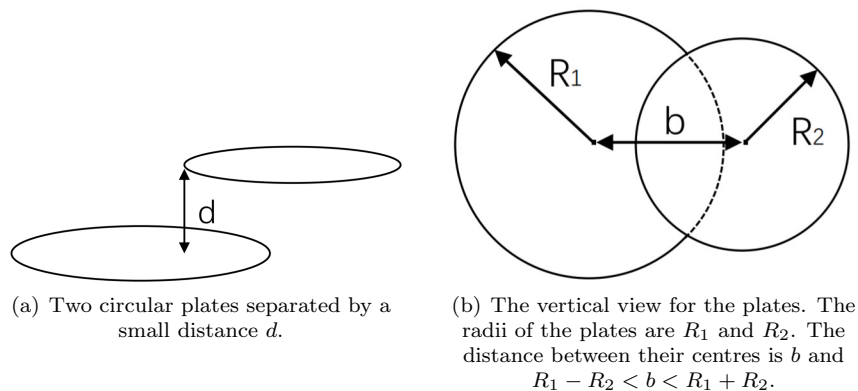


FIG. 8. The misaligned system consists of two parallel conducting circular plates, where $d \sim 10^{-7}$ m and $R_1 \sim 10^{-2}$ m.

For this conductor system, we may find that the tangential force generated by the zero-point energy of the radiation field is

$$F_T = \frac{\pi^2 \hbar c}{720bd^3} \left[\frac{\rho R_2^2}{\sqrt{4b^2 R_2^2 - \beta^2}} - \frac{\rho R_1^2 + (\rho - 4R_1^2)b^2}{\sqrt{4b^2 R_1^2 - \rho^2}} \right], \quad (17)$$

where $\rho = R_1^2 - R_2^2 + b^2$ and $\beta = R_2^2 - R_1^2 + b^2$, and the directions of the attractive tangential forces experienced by the two circular plates are along the straight line connecting their centres. For $R_1 = 3$ cm and $R_2 = 2$ cm, the tangential force is plotted as a function of the distance between the centres, see Fig. 9.

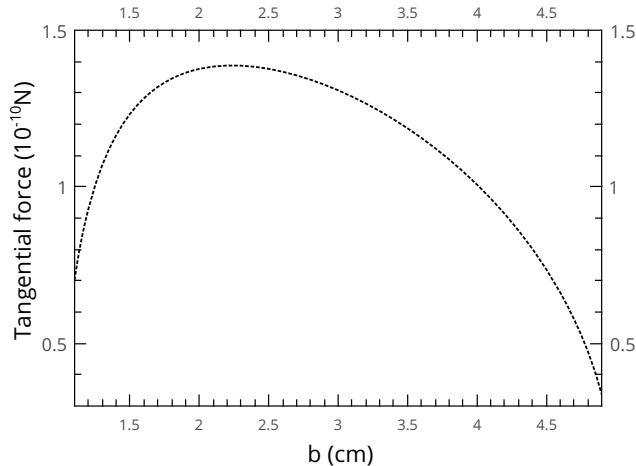


FIG. 9. The tangential force between the circular plates, where the distance $d = 500$ nm.

IV. THE TANGENTIAL FORCES IN DIELECTRICS

From the viewpoint of quantum field theory, one might be inclined to consider that the Casimir effect may disappear if conducting plates are replaced with dielectric plates, since the plates may no longer impose an explicit boundary condition on the quantum field. However, the Casimir force does exist in dielectrics [28], and in this context the Casimir force is generally understood as the macroscopic nontrivial realization of the van der Waals forces between atoms or molecules in the plates. But one can also discuss the Casimir effect in dielectrics from the viewpoint of zero-point energy [9] (see also [29]).

In this section we generalize our discussion to dielectrics. The basic idea may be the same. We shall calculate the zero-point energy in the misaligned system with the ideal geometric boundary conditions, which will be a reliable approximation for the situation considered by us, and show the energy difference would induce a tangential force between the dielectric plates. Our discussion will follow closely the zero-point energy formalism developed in [9].

A. A zero-point energy approach

For two parallel macroscopic $L \times L$ dielectric plates separated by a small distance d , the zero-point energy in the configuration is (see Eq.(7.41) in [9])

$$E(d) = \frac{\hbar L^2}{4\pi^2 c^2} \epsilon_3 \int_1^\infty dp p \int_0^\infty d\xi \xi^2 \left[\ln \left(D e^{2\sqrt{\epsilon_3} \xi p d/c} - 1 \right) + \ln \left(I e^{2\sqrt{\epsilon_3} \xi p d/c} - 1 \right) \right], \quad (18)$$

where

$$D = \frac{\epsilon_3 s_1 + \epsilon_1 p \epsilon_3 s_2 + \epsilon_2 p}{\epsilon_3 s_1 - \epsilon_1 p \epsilon_3 s_2 - \epsilon_2 p}, \quad (19)$$

$$I = \frac{s_1 + p s_2 + p}{s_1 - p s_2 - p}, \quad (20)$$

and the variables are (re)defined as

$$p = \sqrt{1 + \frac{k_{\parallel}^2 c^2}{\epsilon_3 \xi^2}}, \quad s_{1,2} = \sqrt{\frac{\epsilon_{1,2}}{\epsilon_3} + \frac{k_{\parallel}^2 c^2}{\epsilon_3 \xi^2}}, \quad \xi = -i\omega, \quad (21)$$

where $\epsilon_{1,2}$ are the dielectric constants for the plates and ϵ_3 for the medium between the plates, which are functions of frequency ω , and the integration path has been rotated to the imaginary axis of ω . It may be a formally divergent function for d , and we can identify a d -independent contribution in the normal force $-\partial E/\partial d$, and thus obtain the finite normal Casimir force between the dielectric plates, see [9].

However, the situation is different here, since we will look for the partial derivative with respect to a different variable. Nevertheless, in the following we shall show that a tangential force can indeed be found from the zero-point energy.

We now consider the misaligned system in Fig. 2(3) as a dielectric system. For simplicity, we assume dielectric constants of the plates $\epsilon_A = \epsilon_B = \epsilon_C = \epsilon$ and the plates are separated by vacuum ($\epsilon_3 = 1$), and thus

$$D = \frac{(s + \epsilon p)^2}{(s - \epsilon p)^2}, \quad I = \frac{(s + p)^2}{(s - p)^2}; \quad (22)$$

otherwise three subscripts will have to appear in D and I . For generality, we also assume the distances between the plates are $d/2$, $R - d/2$, and R , where $L, b, H - b \gg \min\{d/2, R - d/2\}$.

We here do not calculate the zero-point energy of an individual configuration in isolation; for our purpose we shall calculate the energy difference defined by Eq. (6)

$$E = E^I(d/2) + E^{II}(R - d/2) - E^{I+II}(R). \quad (23)$$

We have

$$E = \frac{\hbar L b}{4\pi^2 c^2} \int_1^\infty dpp \int_0^\infty d\xi \xi^2 \ln \left[\frac{(De^{\xi p d/c} - 1)(Ie^{\xi p d/c} - 1)(De^{2\xi p(R-d/2)/c} - 1)(Ie^{2\xi p(R-d/2)/c} - 1)}{(De^{2\xi p R/c} - 1)(Ie^{2\xi p R/c} - 1)} \right]. \quad (24)$$

For $R = d$, i.e., the original configuration in Fig. 2,

$$E = \frac{\hbar L b}{4\pi^2 c^2} \int_1^\infty dpp \int_0^\infty d\xi \xi^2 \ln \left[\frac{(De^{ad} - 1)^2 (Ie^{ad} - 1)^2}{(De^{2ad} - 1)(Ie^{2ad} - 1)} \right], \quad (25)$$

where $a = \xi p/c$. In the perfectly conducting limit $D = I = 1$ ($\epsilon \rightarrow \infty$), the integral apparently converges, and

$$E = \frac{\hbar c L b}{2\pi^2 d^3} \int_0^\infty dx x^2 \ln \frac{(e^x - 1)^2}{(e^{2x} - 1)} = -\frac{\pi^2 \hbar c}{48 d^3} L b, \quad (26)$$

where $x = ad = \xi p d/c$. One may see this is exactly the result for the perfectly conducting plates in Eq. (7). But for dielectrics, the energy difference still diverges.

However, we can rewrite Eq. (24) as

$$\begin{aligned} E &= \frac{\hbar L b}{4\pi^2 c^2} \int_1^\infty dpp \int_0^\infty d\xi \xi^2 \ln \left[\frac{DI(1 - e^{-ad}/D)(1 - e^{-ad}/I)(1 - e^{-2a(R-d/2)}/D)(1 - e^{-2a(R-d/2)}/I)}{(1 - e^{-2aR}/D)(1 - e^{-2aR}/I)} \right] \\ &= \frac{\hbar L b}{4\pi^2 c^2} \int_1^\infty dpp \int_0^\infty d\xi \xi^2 \left\{ \ln DI + \ln \left[\frac{(1 - e^{-ad}/D)(1 - e^{-ad}/I)(1 - e^{-2a(R-d/2)}/D)(1 - e^{-2a(R-d/2)}/I)}{(1 - e^{-2aR}/D)(1 - e^{-2aR}/I)} \right] \right\}. \end{aligned} \quad (27)$$

We see that in this expression the first integrand would contribute a d -independent divergence, and it is irrelevant to the energy difference caused by the presence of the plates. After dropping this irrelevant contribution, the difference of the zero-point energy is nonzero, and following the discussion given in section II, we find the tangential force in the misaligned system

$$F_T = -\frac{\hbar L}{4\pi^2 c^2} \int_1^\infty dpp \int_0^\infty d\xi \xi^2 \ln \left[\frac{(1 - e^{-ad}/D)(1 - e^{-ad}/I)(1 - e^{-2a(R-d/2)}/D)(1 - e^{-2a(R-d/2)}/I)}{(1 - e^{-2aR}/D)(1 - e^{-2aR}/I)} \right]. \quad (28)$$

For specific dielectric constant(s) and the distances in a dielectric system, the force can be readily calculated numerically.

B. Finite conductivity

In the real world, even for good conductors, one may need to consider the finite-conductivity correction to the Casimir effect [9, 28, 30, 31]. As an application of Eq. (28), we shall calculate the finite-conductivity corrections for imperfectly conducting plates.

For this purpose, the dielectric constant might be approximated as

$$\epsilon(\omega) \simeq 1 - \frac{\omega_p^2}{\omega^2}, \quad (29)$$

where $\omega_p^2 = 4\pi N e^2 / m_e$ is the plasma frequency and N is the number density of the free electrons. For D and I the deviations to the perfectly conducting limit ($D = I = 1$) are small for the distances $\lesssim 1\mu\text{m}$, and the tangential force can be calculated by the perturbation expansion in ξ/ω_p [9, 31]. To the first order in ξ/ω_p ,

$$D \simeq 1 + \frac{4\xi}{p\omega_p}, \quad I \simeq 1 + \frac{4p\xi}{\omega_p}. \quad (30)$$

Substituting Eq. (30) into Eq. (28), we find the finite-conductivity correction is

$$\Delta F_T = -\frac{\hbar L}{\pi^2 c^2 \omega_p} \int_1^\infty dp (1 + p^2) \int_0^\infty d\xi \xi^3 \left[\frac{1}{e^{ad} - 1} + \frac{1}{e^{2a(R-d/2)} - 1} - \frac{1}{e^{2aR} - 1} \right]. \quad (31)$$

We may use Eq. (31) to calculate the corrections for specific systems. For $R = d$, we have

$$\begin{aligned} F_T &= \frac{\pi^2 \hbar c}{48d^3} L - \frac{4\hbar c^2 L}{3\pi^2 \omega_p d^4} \int_0^\infty dx x^3 \left(\frac{2}{e^x - 1} - \frac{1}{e^{2x} - 1} \right) \\ &= \frac{\pi^2 \hbar c}{48d^3} L - \frac{31\pi^2 \hbar c^2}{180\omega_p d^4} L \\ &= F_T^P \left(1 - \frac{124}{15} \frac{c}{\omega_p d} \right), \end{aligned} \quad (32)$$

where F_T^P denotes the tangential force for perfect conductors. For $R \rightarrow \infty$, we find

$$F_T = F_T^P \left(1 - 8 \frac{c}{\omega_p d} \right). \quad (33)$$

Notice that the relative corrections for the two systems are not the same, and the finite-conductivity corrections would reinforce the relation in Eq. (11) (It is not appropriate to consider the correction will make the force repulsive). It may also be seen that the relative corrections to the tangential force in Eq. (33) would be a little weaker than the normal force [9, 30, 31]. For separations $\sim 1\mu\text{m}$, the finite-conductivity correction to the tangential force should be taken into account.

C. Finite temperature

The tangential force discussed above is the force at zero temperature. At finite temperature, the thermal contribution may need considering [28, 31–34]. The significant contribution would come from high temperatures, which is also relevant to the distances between the plates, and for the distances $\lesssim 1\mu\text{m}$, the temperature correction for the Casimir effect might be ignored, see, for example, [9].

It may be simple to construct the zero-point energy for finite temperature by adding a thermal contribution [9]

$$\coth \frac{\hbar\omega}{2k_B T} = \coth \frac{i\hbar\xi}{2k_B T}, \quad (34)$$

where k_B is the Boltzmann constant and $T (\neq 0)$ is the temperature (In this place T might not be confused with the subscript T for tangential force). Then the zero-point energy would be

$$E(d) = \frac{\hbar L^2}{4\pi^2 c^2} \int_1^\infty dpp \int_0^\infty d\xi \xi^2 \left[\ln \left(D e^{2\xi p d/c} - 1 \right) + \ln \left(I e^{2\xi p d/c} - 1 \right) \right] \coth \frac{i\hbar\xi}{2k_B T}, \quad (35)$$

where $\epsilon_3 = 1$ is assumed. There are poles in the thermal contribution at $2n\pi k_B T/\hbar = \xi_n$ ($n = 0, 1, 2, \dots$), and we only need to consider the contributions from these poles [9, 28]. By performing the integral below the poles with infinitesimal quarter/semi-circles in the complex plane, one may find

$$E(d) = \frac{k_B T L^2}{2\pi c^2} \sum_{n=0}^{\infty} \prime \xi_n^2 \int_1^{\infty} dpp \left[\ln \left(D e^{2\xi_n p d/c} - 1 \right) + \ln \left(I e^{2\xi_n p d/c} - 1 \right) \right], \quad (36)$$

where Σ' means there is 1/2 weight for the $n = 0$ term. Thus we obtain the tangential force at finite temperature

$$F_T = -\frac{k_B T L}{2\pi c^2} \sum_{n=0}^{\infty} \prime \xi_n^2 \int_1^{\infty} dpp \ln \left[\frac{(1 - e^{-a_n d/D})(1 - e^{-a_n d/I})(1 - e^{-2a_n(R-d/2)/D})(1 - e^{-2a_n(R-d/2)/I})}{(1 - e^{-2a_n R/D})(1 - e^{-2a_n R/I})} \right], \quad (37)$$

where $a_n = \xi_n p/c$.

For perfectly conducting plates, we have

$$F_T(R = d) = -\frac{k_B T L}{\pi d^2} \sum_{n=0}^{\infty} \prime \int_{ny}^{\infty} dx x \ln \frac{(1 - e^{-x})^2}{(1 - e^{-2x})}, \quad (38)$$

where $x = a_n d$ and $y = 2\pi k_B T d/(\hbar c)$, and

$$F_T(R \rightarrow \infty) = -\frac{k_B T L}{\pi d^2} \sum_{n=0}^{\infty} \prime \int_{ny}^{\infty} dx x \ln(1 - e^{-x}). \quad (39)$$

The force in general needs to be calculated numerically.

However, the high-temperature contribution for perfectly conducting plates can be easily obtained. In the high-temperature limit ($y \gg 1$) which may also be a large-distance limit, it is adequate to consider only the contribution from the $n = 0$ term. We then find

$$F_T(R = d) = 1.05 \frac{k_B T}{\pi d^2} L, \quad (40)$$

and

$$F_T(R \rightarrow \infty) = 0.6 \frac{k_B T}{\pi d^2} L, \quad (41)$$

where $\zeta(3) = 1.2$ is used. We see that the inequality in Eq. (11) still holds in this classical limit (notice that $\hbar \rightarrow 0$ also implies $y \gg 1$).

It is of interest to find an approximated analytical formula for the low temperatures. However, the low-temperature limit for the expressions given above is obscure. For such a purpose a useful method may be used here, which is the same for the normal force [31, 33]. For example, for $R \rightarrow \infty$, we may define

$$b(n) = \int_{|n|y}^{\infty} dx x \ln(1 - e^{-x}), \quad (42)$$

and the Poisson sum formula [31, 33] can be used to resum the series in Eq. (39). We find

$$\sum_{n=0}^{\infty} \prime b(n) = -\frac{\pi^4}{45} y^{-1} - \frac{\zeta(3)}{8\pi^2} y^2 + \frac{1}{720} y^3 - y e^{-4\pi^2/y} \quad (43)$$

in the low-temperature limit ($y \ll 1$).

Thus, for low temperatures we have

$$F_T(R \rightarrow \infty) = F_T^P \left[1 + \frac{45\zeta(3)}{\pi^3} \left(\frac{k_B T d}{\hbar c} \right)^3 - \left(\frac{k_B T d}{\hbar c} \right)^4 + \frac{180}{\pi^2} \left(\frac{k_B T d}{\hbar c} \right)^2 e^{-2\pi\hbar c/(k_B T d)} \right]. \quad (44)$$

D. A pragmatic method

Up to now, discussions on the tangential force have been given in the context of zero-point energy. However, the tangential force may also be studied from a pragmatic point of view. One can integrate the normal force $F_N(z)$, i.e., $-\int F_N(z)dz$, and the outcome may be considered as an energy that reflects the property of the system. Indefinite constant in the integral can be omitted, since it is irrelevant to the system. Then we are able to discuss the tangential force in the misaligned systems. As expected, one may confirm that it would give the same results obtained above. But an exception is the case for the low-temperature tangential force. This is due to the fact that the dependency on the distance for the normal force is complicated in the low temperature limit, and the direct application of the inverse method to this limit is not sufficient.

However, it should be remarked here that since the normal force for dielectric plates can be obtained in different approaches, this pragmatic method for studying the tangential force does not involve a specific physical picture of the Casimir effect.

V. SUMMARY

We have discussed the systems that consist of parallel but misaligned finite-size plates from the viewpoint of zero-point energy. We elaborated the zero-point energies of the radiation field in the perfect conductor systems would induce a tangential Casimir force, and the properties and consequences of the tangential force in various conductor systems were studied. For example, an oscillation effect was noticed in an interesting system and a macroscopic non-additivity for the tangential force was found. For perfect conductors, the precision of the analytical results affected by the geometry was estimated, and it shows that though our approach is an approximation method, the analytical results should be sufficient to provide reliable information on these systems in most accessible geometric regions in experiments. Thereafter, we generalized our study to dielectrics, and the tangential force in the misaligned dielectric systems was found. For imperfectly conducting plates we obtained the finite-conductivity corrections to the tangential force, and we calculated the temperature corrections to the force. The strength of the tangential force suggests it might be observable for moderate experimental settings.

ACKNOWLEDGMENTS

We would like to thank S. K. Lamoreaux, Tianbo Liu, and P. W. Milonni for communications and comments. This project is supported by the National Natural Science Foundation of China (Grant No. 11947032).

-
- [1] S. Weinberg, *The quantum theory of fields*, Vol.1, Cambridge, 1995.
 - [2] H. B. G. Casimir, Proc. Kon. Ned. Akad. Wet. **51**, 793 (1948). On the measurements of the Casimir effect, see, for example, [3, 4].
 - [3] M. J. Sparnaay, Physica **24**, 751 (1958).
 - [4] S. K. Lamoreaux, Phys. Rev. Lett. **78**, 5 (1997).
 - [5] C. Itzykson and J.-B. Zuber, *Quantum field theory*, McGraw-Hill, 1980.
 - [6] A. Zee, *Quantum field theory in a nutshell*, 2nd ed., Princeton, 2010.
 - [7] R. L. Jaffe, Phys. Rev. D **72**, 021301(R) (2005).
 - [8] G. Plunien, B. Müller, and W. Greiner, Phys. Rep. **134**, 87 (1986).
 - [9] P. W. Milonni, *The Quantum Vacuum: An Introduction to Quantum Electrodynamics*, Academic, 1994.
 - [10] M. Kardar and R. Golestanian, Rev. Mod. Phys. **71**, 1233 (1999).
 - [11] K. A. Milton, *The Casimir effect: Physical manifestations of zero-point energy*, World Scientific, 2001.
 - [12] M. Bordag, U. Mohideen, and V. M. Mostepanenko, Phys. Rep. **353**, 1 (2001).
 - [13] G. L. Klimchitskaya, U. Mohideen, and V. M. Mostepanenko, Rev. Mod. Phys. **81**, 1827 (2009).
 - [14] M. Bordag, G. L. Klimchitskaya, U. Mohideen, and V. M. Mostepanenko, *Advances in the Casimir Effect*, Oxford, 2009.
 - [15] D. A. R. Dalvit, P. W. Milonni, D. C. Roberts, and F. S. S Rosa, Eds., *Casimir Physics*, Springer-Verlag, 2011.
 - [16] L. M. Woods, D. A. R. Dalvit, A. Tkatchenko, P. Rodriguez-Lopez, A. W. Rodriguez, and R. Podgornik, Rev. Mod. Phys. **88**, 045003 (2016).
 - [17] J. Wagner, K. A. Milton, and P. Parashar, J. Phys.: Conf. Ser. **161**, 012022 (2009).
 - [18] K. A. Milton and J. Wagner, J. Phys. A: Math. Theor. **41**, 155402 (2008).
 - [19] The word ‘‘macroscopic’’ means the length and width of the flat plates considered by us would $\gtrsim 10^{-4}$ m. It might be appropriate to say that most of the Casimir experiments that have been performed for plate-plate or sphere-plate

configurations belong to this macroscopic scope. Incidentally, the typical distance between two plates in Casimir physics $\lesssim 10^{-6}$ m.

- [20] For the perfectly conducting plates separated by small distances, there is no quantum friction between them, see, for example, J. B. Pendry, *J. Phys.: Condens. Matter* **9**, 10301 (1997).
- [21] This argument might need a careful explanation. We know that the Casimir energy may also be considered as the interaction energy between the atoms in the two plates, and thus the physical energy density near the edges would be smoothly changed. From the theory of van der Waals force, we know that the retarded van der Waals (Casimir-Polder) interaction energy between two atoms would behave as $1/r^7$ -dependence, where r is the distance between the atoms. Clearly, the interaction energy between two atoms decreases rapidly when the distance is increased. Hence, if the distance between the atoms in the two plates is an order of magnitude larger than $d/2$, compared with the energy (change) characterized by $d/2$, the interaction energy may be safely neglected. This implies that the noticeable transition region for the energy density near the edges may not exceed $\sim 10 \times \frac{d}{2} = 5d$. If a small change happens in b , the entire transition region of the energy density near the edge will also move in the same direction, and thus for $J - b \gg d$ we do not need to worry about the difference between the ideal boundary assumption and the real boundary situation. This analysis can also be applied to the other edges for the overlapping area. In fact this conservative estimation for the transition region is supported by the numeric method (for scalar field): H. Gies and K. Klingmüller, *Phys. Rev. Lett.* **97**, 220405 (2006); the numeric simulations show the outside peak of the energy density affected by the edges of the finite plates $\lesssim a$, where a is the distance between the plates.
- [22] R. Golestanian and M. Kardar, *Phys. Rev. Lett.* **78**, 3421 (1997).
- [23] R. Golestanian and M. Kardar, *Phys. Rev. A* **58**, 1713 (1998).
- [24] F. Chen, U. Mohideen, G. L. Klimchitskaya, and V. M. Mostepanenko, *Phys. Rev. Lett.* **88**, 101801 (2002).
- [25] F. Chen, U. Mohideen, G. L. Klimchitskaya, and V. M. Mostepanenko, *Phys. Rev. A* **66**, 032113 (2002).
- [26] I. E. Dzyaloshinskii, E. M. Lifshitz, and L. P. Pitaevskii, *Advances in Physics* **10**, 165 (1961).
- [27] Certainly, from the perspective of the van der Waals force, the tangential force cannot be exactly zero as long as the edges of the two plates are still in an asymmetrical position. For example, Ref. [17] considered the asymmetrical edges in such case with the semitransparent plates and noted that a tangential force can occur due to the asymmetrical edge contributions, see the discussion on the configuration in Fig. 5 in the reference.
- [28] E. M. Lifshitz, *Sov. Phys. JETP* **2**, 73 (1956).
- [29] N. G. van Kampen, B. R. A. Nijboer, and K. Schram, *Phys. Lett. A* **26**, 307 (1968).
- [30] C. M. Hargreaves, *Proc. Kon. Ned. Akad. Wet. B* **68**, 231 (1965).
- [31] J. Schwinger, L. L. DeRaad, Jr., and K. A. Milton, *Ann. Phys. (N. Y.)* **115**, 1 (1978).
- [32] F. Sauer, dissertation, Gottingen, 1962.
- [33] J. Mehra, *Physica* **37**, 145 (1967).
- [34] L. S. Brown and G. J. Maclay, *Phys. Rev.* **184**, 1272 (1969).