

LOSSLESS COMPRESSION WITH PROBABILISTIC CIRCUITS

Anji Liu
CS Department
UCLA
liuanji@cs.ucla.edu

Stephan Mandt
CS Department
University of California, Irvine
mandt@uci.edu

Guy Van den Broeck
CS Department
UCLA
guyvdb@cs.ucla.edu

ABSTRACT

Despite extensive progress on image generation, deep generative models are suboptimal when applied to lossless compression. For example, models such as VAEs suffer from a compression cost overhead due to their latent variables that can only be partially eliminated with elaborated schemes such as bits-back coding, resulting in oftentimes poor single-sample compression rates. To overcome such problems, we establish a new class of tractable lossless compression models that permit efficient encoding and decoding: Probabilistic Circuits (PCs). These are a class of neural networks involving $|p|$ computational units that support efficient marginalization over arbitrary subsets of the D feature dimensions, enabling efficient arithmetic coding. We derive efficient encoding and decoding schemes that both have time complexity $\mathcal{O}(\log(D) \cdot |p|)$, where a naive scheme would have linear costs in D and $|p|$, making the approach highly scalable. Empirically, our PC-based (de)compression algorithm runs 5-20x faster than neural compression algorithms that achieve similar bitrates. By scaling up the traditional PC structure learning pipeline, we achieved state-of-the-art results on image datasets such as MNIST. Furthermore, PCs can be naturally integrated with existing neural compression algorithms to improve the performance of these base models on natural image datasets. Our results highlight the potential impact that non-standard learning architectures may have on neural data compression.

1 INTRODUCTION

Thanks to their expressiveness, modern Deep Generative Models (DGMs) such as Flow-based models (Dinh et al., 2014), Variational Autoencoders (VAEs) (Kingma & Welling, 2013), and Generative Adversarial Networks (GANs) (Goodfellow et al., 2014) achieved state-of-the-art results on generative tasks such as creating high-quality samples (Vahdat & Kautz, 2020) and learning low-dimensional representation of data (Zheng & Sun, 2019). However, these successes have not been fully transferred into lossless compression. Specifically, GANs cannot be used for lossless compression due to their inability to assign likelihoods to observations. Latent variable models such as VAEs rely on rate estimates obtained by lower-bounding the marginal likelihood of the data, i.e., the quantity which is theoretically optimal for lossless compression; they furthermore rely on sophisticated schemes such as bits-back coding (Hinton & Van Camp, 1993) to realize these rates, oftentimes resulting in poor single-sample compression ratios (Kingma et al., 2019).

Therefore, good generative performance does not imply good compression performance for lossless compression, as the model needs to support efficient algorithms to encode and decode close to the model’s theoretical rate estimate. While both Flow- and VAE-based compression algorithms (Hoogetboom et al., 2019; Kingma et al., 2019) support efficient and near-optimal compression under certain assumptions (e.g., the existence of an additional source of random bits), we show that Probabilistic Circuits (PCs) (Choi et al., 2020) are also suitable for lossless compression tasks. This class of *tractable* models has a particular structure that allows efficient marginalization of its random variables—a property that, as we show, enables efficient conditional entropy coding. Therefore, we introduce PCs as backbone models and develop (de)compression algorithms that achieve high compression ratios and high computational efficiency.

Similar to other neural compression methods, the proposed lossless compression approach operates in two main phases — (i) learn good PC models that approximate the data distribution, and (ii) compress and decompress samples \boldsymbol{x} with computationally efficient algorithms. The proposed lossless compression algorithm has four main contributions:

A new class of entropy models. This is the first paper that uses PCs for data compression. In contrast to other neural compression algorithm, we leverage recent innovations in PCs to automatically learn good model architectures from data. With customized GPU implementations and better training pipelines, we are the first to train PC models with competitive performance compared to deep learning models on datasets such as raw MNIST.

A new coding scheme. We developed a provably efficient (Thm. 1) lossless compression algorithm for PCs that take advantage of their ability to efficiently compute arbitrary marginal probabilities. Specifically, we first show which kinds of marginal probabilities are required for (de)compression. The proposed algorithm combines an inference algorithm that computes these marginals efficiently given a learned PC and SoTA streaming codes that use the marginals for en- and decoding.

Competitive compression rates. Our experiments show that on MNIST and EMNIST, the PC-based compression algorithm achieved SoTA bitrates. On more complex data such as subsampled ImageNet, we hybridize PCs with normalizing flows and show that PCs can significantly improve the bitrates of the base normalizing flow models.

Competitive runtimes. Our (de)compressor runs 5-20x faster compared to available implementations of neural lossless compressors with near SoTA performance on datasets such as MNIST.¹

Notation We denote random variables by uppercase letters (e.g., X) and their assignments by lowercase letters (e.g., x). Analogously, we use bold uppercase (e.g., \mathbf{X}) and lowercase (e.g., \boldsymbol{x}) letters to denote sets of variables and their joint assignments, respectively. The set of all possible assignments of \mathbf{X} is denoted $\text{val}(\mathbf{X})$.

2 TRACTABILITY MATTERS IN LOSSLESS COMPRESSION

The goal of lossless compression algorithms is to map every input sample to an output codeword such that (i) the original input can be reconstructed from the codeword, and (ii) the expected length of the codewords is minimized. Practical (neural) lossless compression algorithms operate in two main phases — learning and compression. In the learning phase, a generative model $p(\mathbf{X})$ is learned from a dataset $\mathcal{D} := \{\boldsymbol{x}^{(i)}\}_{i=1}^N$. According to Shannon’s source coding theorem (Shannon, 1948), the expected codeword length is lower-bounded by the negative cross-entropy between the data distribution \mathcal{D} and the model distribution $p(\mathbf{X})$ (i.e., $-\mathbb{E}_{\boldsymbol{x} \sim \mathcal{D}}[\log p(\boldsymbol{x})]$), rendering it a natural and widely used objective to optimize the model (Hoogeboom et al., 2019; Mentzer et al., 2019).

In the compression phase, compression algorithms take the learned model p and samples \boldsymbol{x} as input and generate codewords whose expected length approaches the theoretical limit (i.e., the negative cross-entropy between \mathcal{D} and p). Although there exist various close-to-optimal compression schemes (e.g., Huffman Coding (Huffman, 1952) and Arithmetic Coding (Rissanen, 1976)), a natural question to ask is *what are the requirements on the model p such that compression algorithms can utilize it for encoding/decoding in a computationally efficient manner?* In this paper, we highlight the advantages of *tractable* probabilistic models for lossless compression by introducing a concrete class of models that are expressive and support efficient encoding and decoding.

To encode a sample \boldsymbol{x} , a standard streaming code operates by sequentially encoding every symbol x_i into a single bitstream b , such that x_i occupies approximately $-\log p(x_i | x_1, \dots, x_{i-1})$ bits in b . As a result, the length of b is approximately $-\log p(\boldsymbol{x})$. For example, Arithmetic Coding (AC) encodes the symbols $\{x_i\}_{i=1}^D$ (define $D := |\mathbf{X}|$ as the number of features) sequentially by successively refining an interval that represents the sample, starting from the initial interval $[0, 1)$. To encode x_i , the algorithm partitions the current interval $[a, b)$ using the left and right side cumulative probability of x_i :

$$l_i(x_i) := p(X_i < x_i | x_1, \dots, x_{i-1}), \quad h_i(x_i) := p(X_i \leq x_i | x_1, \dots, x_{i-1}). \quad (1)$$

¹Note that there exists compression algorithms optimized particularly for speed by using simple entropy models (Townsend et al., 2019), though that also leads to worse bitrates. See Sec. 3.3 for detailed discussion.

Table 1: An (incomplete) summary of our empirical results. ‘‘Comp.’’ stands for compression.

Method	MNIST (10,000 test images)			Method	ImageNet32	ImageNet64
	Theoretical bpd	Comp. bpd	En- & decoding time		Theoretical bpd	Theoretical bpd
PC (small)	1.26	1.30	59	PC+IDF	3.99	3.71
PC (large)	1.20	1.24	199	IDF	4.15	3.90
IDF	1.90	1.96	880	RealNVP	4.28	3.98
BitSwap	1.27	1.31	904	Glow	4.09	3.81

Specifically, the algorithm updates $[a, b)$ to the following: $[a + (b-a) \cdot l_i(x_i), a + (b-a) \cdot h_i(x_i))$, which is a sub-interval of $[a, b)$. Finally, AC picks a number within the final interval that has the shortest binary representation. This number is encoded as a bitstream representing the codeword of x . Upon decoding, the symbols $\{x_i\}_{i=1}^D$ are decoded sequentially: at iteration i , we decode variable X_i by looking up its value x such that its cumulative probability (i.e., $l_i(x)$) matches the subinterval specified by the codeword and x_1, \dots, x_{i-1} (Rissanen, 1976); the decoded symbol x_i is then used to compute the following conditional probabilities (i.e., $l_j(x)$ for $j > i$). Despite implementation differences, computing the cumulative probabilities $l_i(x)$ and $h_i(x)$ are required for many other streaming codes (e.g., rANS). For these streaming codes, the main computation cost of both the encoding and decoding process comes from calculating $l_i(x)$ and $h_i(x)$.

The main challenge for the above (de)compression algorithm is to balance the expressiveness of p and the computation cost of $\{l_i(x), h_i(x)\}_{i=1}^D$. On the one hand, highly expressive probability models such as energy-based models (Lecun et al., 2006; Ranzato et al., 2007) can potentially achieve high compression ratios at the cost of slow runtime, which is due to the requirement of estimating the model’s normalizing constant. On the other hand, models that make strong independence assumptions (e.g., n-gram, fully-factorized) are cheap to evaluate but lack the expressiveness to model complex distributions over structured data such as images.²

This paper explores the middle-ground between the above two extremes. Specifically, we ask: *are there probabilistic models that are both expressive and permit efficient computation of the conditional probabilities in Eq. (1)?* This question can be answered in its affirmative by establishing a new class of tractable lossless compression algorithms using Probabilistic Circuits (PCs) (Choi et al., 2020), which are neural networks that can compute various probabilistic queries efficiently. In the following, we overview the empirical and theoretical results of the proposed (de)compression algorithm.

We start with theoretical findings: the proposed encoding and decoding algorithms enjoy time complexity $\mathcal{O}(\log(D) \cdot |p|)$, where $|p| \geq D$ is the PC model size. The backbone of both algorithms, formally introduced in Sec. 3, is an algorithm that computes the $2D$ conditional probabilities $\{l_i(x), h_i(x)\}_{i=1}^D$ given any x in $\mathcal{O}(\log(D) \cdot |p|)$ time, as justified by the following theorem.

Theorem 1 (informal). *Let x be a D -dimensional sample, and let p be a PC model of size $|p|$, as proposed in this paper. We then have that computing all quantities $\{l_i(x_i), h_i(x_i)\}_{i=1}^D$ takes $\mathcal{O}(\log(D) \cdot |p|)$ time. Therefore, en- or decoding x with a streaming code (e.g., Arithmetic Coding) takes $\mathcal{O}(\log(D) \cdot |p| + D) = \mathcal{O}(\log(D) \cdot |p|)$ time.*

The properties of PCs that enable this efficient lossless compression algorithm will be described in Sec. 3.1, and the backbone inference algorithm with $\mathcal{O}(\log(D) \cdot |p|)$ time complexity will later be shown as Alg. 1. Table 1 provides an (incomplete) summary of our empirical results. First, the PC-based lossless compression algorithm is fast and competitive. As shown in Table 1, the small PC model achieved a near-SoTA bitrate while being $\sim 15x$ faster than other neural compression algorithms with a similar bitrate. Next, PCs can be integrated with Flow-/VAE-based compression methods. As illustrated in Table 1(right), the integrated model significantly improved performance on sub-sampled ImageNet compared to the base IDF model.

²Flow-model-based neural compression algorithms adopt p defined on mutually independent latent variables (denoted \mathbf{Z}), and improve expressiveness by learning bijection functions between \mathbf{Z} and \mathbf{X} (i.e., the input space). This is orthogonal to our approach of directly learn better p . Furthermore, we can naturally integrate proposed expressive p with the bijection functions and achieve better performance as demonstrated in Sec. 5.

3 COMPUTATIONALLY EFFICIENT (DE)COMPRESSION WITH PCs

In the previous section, we have boiled down the task of lossless compression into calculating conditional probabilities $\{l_i(x), h_i(x)\}_{i=1}^D$ given p and x . This section takes PCs into consideration and demonstrates how these queries can be computed efficiently. In the following, we first introduce relevant background on PCs (Sec. 3.1), and then proceed to introduce the PC-based (de)compression algorithm (Sec. 3.2). Finally, we empirically evaluate the optimality and speed of the proposed compressor and decompressor (Sec. 3.3).

3.1 BACKGROUND: PROBABILISTIC CIRCUITS

Probabilistic Circuits (PCs) are an umbrella term of a wide variety of Tractable Probabilistic Models (TPMs). They provide a set of succinct definitions for popular TPMs such as Sum-Product Networks (Poon & Domingos, 2011), Arithmetic Circuits (Shen et al., 2016), and Probabilistic Sentential Decision Diagrams (Kisa et al., 2014). The syntax and semantics of a PC are defined as follows.

Definition 1 (Probabilistic Circuits). A PC $p(\mathbf{X})$ represents a probability distribution over \mathbf{X} via a parametrized directed acyclic graph (DAG) with a single root node n_r . Similar to neural networks, every node of the DAG defines a computational unit. Specifically, each leaf node corresponds to an *input unit*; each inner node n represents either a *sum* or a *product unit* that receives inputs from its children, denoted $\text{in}(n)$. Each node n encodes a probability distribution p_n , defined as follows:

$$p_n(\mathbf{x}) := \begin{cases} f_n(\mathbf{x}) & \text{if } n \text{ is an input unit,} \\ \sum_{c \in \text{in}(n)} \theta_{n,c} \cdot p_c(\mathbf{x}) & \text{if } n \text{ is a sum unit,} \\ \prod_{c \in \text{in}(n)} p_c(\mathbf{x}) & \text{if } n \text{ is a product unit,} \end{cases} \quad (2)$$

where $f_n(\cdot)$ is an univariate input distribution (e.g., Gaussian, Categorical), and $\theta_{n,c}$ denotes the parameter that corresponds to edge (n, c) . Intuitively, sum and product units encode weighted mixtures and factorized distributions of their children’s distributions, respectively. To ensure a PC models a valid distribution, we assume the parameters associated with any sum unit n are normalized: $\forall n, \sum_{c \in \text{in}(n)} \theta_{n,c} = 1$. We further assume w.l.o.g. that a PC alternates between sum and product units before reaching an input unit. The size of a PC p , denoted $|p|$, is the number of edges in its DAG.

This paper focuses on PCs that can compute arbitrary marginal queries in time linear in their size, since this is necessary to unlock the efficient (de)compression algorithm. In order to support efficient marginalization, PCs need to be *decomposable* (Def. 2),³ which is a property of the (variable) scope $\phi(n)$ of PC units n , that is, the collection of variables defined by all its descendent input units.

Definition 2 (Decomposability). A PC is decomposable if for every product unit n , its children have disjoint scopes: $\forall c_1, c_2 \in \text{in}(n) (c_1 \neq c_2), \phi(c_1) \cap \phi(c_2) = \emptyset$.

All product units in Fig. 1 are decomposable. For example, each purple product unit (whose scope is $\{X_1, X_2\}$) has two children with disjoint scopes $\{X_1\}$ and $\{X_2\}$, respectively. In addition to Def. 2, we introduce another structural property, *structured decomposability* (abbreviated as SD), which is the key to guaranteeing computational efficiency of the proposed (de)compression algorithm.

Definition 3 (Structured decomposability). A PC is structured-decomposable if (i) it is decomposable and (ii) for every pair of product units (m, n) with identical scope (i.e., $\phi(m) = \phi(n)$), we have that $|\text{in}(m)| = |\text{in}(n)|$ and the scopes of their children are pairwise identical: $\forall i \in \{1, \dots, |\text{in}(m)|\}, \phi(cm_i) = \phi(cn_i)$, where cm_i and cn_i are the i th child unit of m and n .

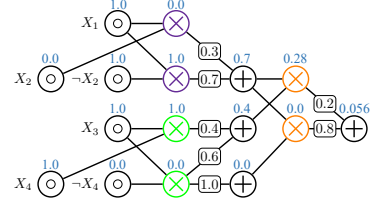


Figure 1: An example SD PC. The feedforward order is from left to right; inputs are assumed to be boolean variables; parameters are labeled on the corresponding edges. Probability of each unit given evidence $x_1\bar{x}_2x_4$ is labeled blue beside the corresponding unit.

³According to Poon & Domingos (2011), another property termed *smoothness* is also required to compute marginals efficiently. However, since enforcing smoothness on any decomposable PC only imposes at most almost-linear increase in its size (Shih et al., 2019), we omit introducing it here.

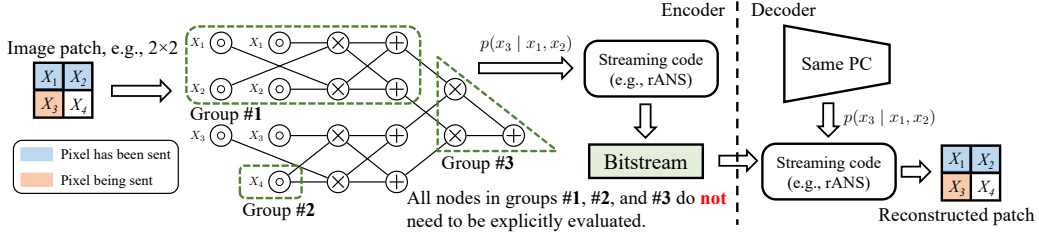


Figure 2: Overview of the PC-based (de)compressor. The encoder’s side sequentially compresses variables one-by-one using the conditional probabilities given all sent variables. These probabilities are computed efficiently using Alg. 1. Finally, a streaming code uses conditional probabilities to compress the variables into a bitstream. On the decoder’s side, a streaming code decodes the bitstream to reconstruct the image with the conditional probabilities computed by the PC.

The PC shown in Fig. 1 is SD because for all three groups of product units (grouped by their colors) with the same scope, their children divide the variable scope in the same way. For example, the children of both orange units decompose the scope $\{X_1, X_2, X_3, X_4\}$ into $\{X_1, X_2\}$ and $\{X_3, X_4\}$.

As a key sub-routine in the proposed algorithm, we describe how to compute marginal queries given a smooth and (structured-)decomposable PC in $\mathcal{O}(|p|)$ time. First, we assign probabilities to every input unit: for an input unit n defined on variable X , if evidence is provided for X in the query (e.g., $X = x, X < x$), we assign to n the corresponding probability (e.g., $p(X = x), p(X < x)$) according to f_n in Eq. (2); if evidence of X is not given, probability 1 is assigned to n . Next, we do a feedforward (children before parents) traverse of inner PC units and compute their probabilities following Eq. (2). The probability assigned to the root unit is the final answer of the marginal query. Concretely, consider computing $p(x_1, \bar{x}_2, x_4)$ for the PC in Fig. 1. This is done by (i) assigning probabilities to the input units w.r.t. the given evidences x_1, \bar{x}_2 , and x_4 (assign 0 to the input unit labeled X_2 and $\neg X_4$ as they contradict given evidences; all other input units are assigned probability 1), and (ii) evaluate the probabilities of sum/product units following Eq. (2). Evaluated probabilities are labeled beside the corresponding units, hence the marginal probability is $p(x_1, \bar{x}_2, x_4) = 0.056$.

3.2 EFFICIENT (DE-)COMPRESSION WITH STRUCTURED-DECOMPOSABLE PCs

The proposed PC-based (de)compression algorithm is outlined in Fig. 2. Consider compressing an 2-by-2 image, whose four pixels are denoted as X_1, \dots, X_4 . As discussed in Sec. 2, the encoder converts the image into a bitstream by encoding all variables autoregressively. In Fig. 2, to encode x_3 , we compute the left and right side cumulative probability of x_3 given encoded variables x_1 and x_2 , which are defined as $l_3(x_3)$ and $h_3(x_3)$ in Sec. 2, respectively. A streaming code then encode x_3 into a bitstream using these probability. Decoding is also performed autoregressively. Specifically, after x_1 and x_2 are decoded, the same streaming code uses the information from the bitstream and the conditional distribution $p(x_3 | x_1, x_2)$ to compute x_3 .

Therefore, to guarantee efficiency of the above en- and decoding procedures, we need to compute the $2D$ conditional probabilities $\{l_i(x), h_i(x)\}_{i=1}^D$ efficiently w.r.t. any \mathbf{x} . Since every conditional probability can be represented as the quotient of two marginals, it is equivalent to compute the two following sets of marginal probabilities: $F(\mathbf{x}) := \{p(x_1, \dots, x_i)\}_{i=1}^D$ and $G(\mathbf{x}) := \{p(x_1, \dots, x_{i-1}, X_i < x_i)\}_{i=1}^D$.

As a direct application of the marginal algorithm described in Sec. 3.1, for every $\mathbf{x} \in \text{val}(\mathbf{X})$, computing the $2D$ marginals $\{F(\mathbf{x}), G(\mathbf{x})\}$ take $\mathcal{O}(D \cdot |p|)$ time. However, the linear dependency on D could render compression and decompression extremely time-consuming.

Structured-decomposability is the key to overcome this problem. In the following, we introduce an algorithm that computes $F(\mathbf{x})$ and $G(\mathbf{x})$ in $\mathcal{O}(\log(D) \cdot |p|)$ time given a smooth and structured-decomposable PC p . For ease of presentation, we only discuss how to compute $F(\mathbf{x})$, and $G(\mathbf{x})$ can be computed analogously. This is because according to the marginal algorithm introduced in Sec. 3.1, the only difference between computing the i th term in $F(\mathbf{x})$ and $G(\mathbf{x})$ is that different probabilities (i.e., $p_n(X_i = x)$ and $p_n(X_i < x)$) should be assigned to input units n correspond to X_i .

The key to speeding up the naive marginalization algorithm is the observation that we only need to evaluate a small fraction of PC units to compute each of the D marginals in $F(\mathbf{x})$, which is in

Algorithm 1 Compute $F(\mathbf{x})$

-
- 1: **Input:** A smooth and structured-decomposable PC p , variable instantiation \mathbf{x}
 - 2: **Output:** $F_\pi(\mathbf{x}) = \{p(x_1, \dots, x_i)\}_{i=1}^D$
 - 3: **Initialize:** The probability $p(n)$ of every unit n is initially set to 1
 - 4: **for** $i = 1$ **to** D **do** # Compute the i th term in $F(\mathbf{x})$: $p(x_1, \dots, x_i)$
 - 5: $\text{eval}_i \leftarrow$ the set of PC units n need to be evaluated at the i th iteration
 - 6: Evaluate PC units in eval_i in a bottom-up manner to compute $P_i := \{p_n(\mathbf{x}) : n \in \text{eval}_i\}$
 - 7: Compute $p(x_1, \dots, x_i)$ as the weighted mixture of probabilities in P_i
-

sharp contrast to neural networks. For neural networks, even if the value of only one input feature is changed, activations of all intermediate neurons might change, and hence all neurons have to be re-evaluated. In contrast, for structured-decomposable PCs, in the input only changes slightly, the activation of most PC units will remain unchanged. We make use of this property by observing that adjacent marginals in $F(\mathbf{x})$ only differ in one variable — the i th term only adds evidence x_i compared to the $(i - 1)$ th term. As we will proceed to show, such similarities between the marginal queries will lead to an algorithm that guarantees $\mathcal{O}(\log(D) \cdot |p|)$ time complexity.

An informal version of the proposed algorithm is shown in Alg. 1.⁴ In the main loop (lines 4-7), the D terms in $F(\mathbf{x})$ are computed one-by-one. While computing each term, we first find the PC units that need to be evaluated (line 5). After computing their probabilities in a feedforward manner (line 6), we compute the target probability using a weighted mixture of these terms.⁵ The key to Alg. 1 is how to select eval_i that (i) guarantee the correctness of the marginals and (ii) contains the minimum set of PC units. We achieve this by recognizing three types of PC units that can be safely eliminated for evaluation. Take the PC shown in Fig. 2 as an example. Here we want to compute the marginal probability $p(x_1, x_2, x_3)$ (this implies $p(x_3 \mid x_1, x_2)$ since $p(x_1, x_2)$ is computed in the previous iteration). First, all PC units in Group #1 do not need to be re-evaluated as their value only depend on x_1 and x_2 . Next, PC units in Group #2 evaluates 1 since (i) input units correspond to X_4 have probability 1 while computing $p(x_1, x_2, x_3)$ and (ii) for any sum or product unit, if all its children have probability 1, it also has probability 1 following Eq. (2). Finally, although the activations of the PC units in Group #3 will change when computing $p(x_1, x_2, x_3)$, we do not need to *explicitly* evaluate these units — the root node’s probability can be equivalently computed using the weighted mixture of probabilities in P_i (cf. Alg. 1 line 6). This will be formally justified in Appx. A.1.

The idea of partially evaluating a PC originates from the Partial Propagation (PP) algorithm (Butz et al., 2018). However, PP can only prune away units in Group #2. Thanks to the specific structure of the marginal queries, we are able to also prune away units in Groups #1 and #3.

Finally, we provide additional technical details to rigorously state the complexity of Alg. 1. First, we need the variables \mathbf{X} to have a specific order determined by the PC p . To reflect this change, we generalize $F(\mathbf{x})$ to $F_\pi(\mathbf{x}) := \{p(x_{\pi_1}, \dots, x_{\pi_i})\}_{i=1}^D$, where π defines some variable order over \mathbf{X} , i.e., the i th variable in the order defined by π is X_{π_i} . Next, we give a technical assumption and then formally justify the *correctness* and *efficiency* of Alg. 1 when using an optimal variable order π^* .

Definition 4. For a smooth and SD PC p defined on D variables, for any scope ϕ , denote $\text{nodes}(p, \phi)$ as the set of PC units in p whose scope is ϕ . We say p is *balanced* if for every scope ϕ' that is equal to the scope of any unit n in p , we have $|\text{nodes}(p, \phi')| = \mathcal{O}(|p|/D)$.

Theorem 1. For a smooth, SD, and balanced PC p defined on D variables \mathbf{X} and a sample \mathbf{x} , there exists a variable order π^* , s.t. Alg. 3 correctly computes $F_{\pi^*}(\mathbf{x})$ in $\mathcal{O}(\log(D) \cdot |p|)$ time.

Proof. The high-level idea of the proof is to first show how to compute the optimal variable order π^* for any smooth and structured-decomposable PC. Next, we justify the correctness of Alg. 3 by showing (i) we only need to evaluate units that satisfy the criterion in line 6 and (ii) weighting the PC units with the top-down probabilities always give the correct marginal probability. Finally, we use induction (on the number of variables D) to demonstrate Alg. 3 computes $\mathcal{O}(\log(D) \cdot |p|)$ PC units in total if π^* is used. Please refer to Appx. A.2 for details. \square

⁴See Appx. A.1 for the formal algorithm and its detailed elaboration.

⁵The weights are pre-computed. See Appx. A.1 for more details.

⁵The three conditions in line 6 formalize the intuitions provided in the example Fig. 5(b); see Appx. A.2.

Table 2: Efficiency and optimality of the (de)compressor. The compression (resp. decompression) time are the total computation time used to compress (resp. decompress) all 10,000 MNIST test samples on a single TITAN RTX GPU. The proposed (de)compressor for SD PCs is 5-20x faster than the (de)compressor of IDF and BitSwap and only leads to negligible increase in the codeword bpd compared to the theoretical bpd. HCLT is a PC model that will be introduced in Sec. 4.1.

Method	# parameters	Theoretical bpd	Codeword bpd	Comp. time (s)	Decomp. time (s)
PC (HCLT, $M=16$)	3.3M	1.26	1.30	15	44
PC (HCLT, $M=24$)	5.1M	1.22	1.26	26	89
PC (HCLT, $M=32$)	7.0M	1.20	1.24	44	155
IDF	24.1M	1.90	1.96	288	592
BitSwap	2.8M	1.27	1.31	578	326

While Def. 4 may seem restrictive at a first glance, we highlight that most existing PC structures such as EiNets (Peharz et al., 2020a), RAT-SPNs (Peharz et al., 2020b) and HCLTs (Sec. 4.1) are balanced (see Appx. A.3 for justifications). Once all marginal probabilities are calculated, samples \mathbf{x} can be en- or decoded autoregressively with any streaming codes in time $\mathcal{O}(\log(D) \cdot |p|)$. Specifically, our implementation adopted the widely used streaming code rANS (Duda, 2013).

3.3 EMPIRICAL EVALUATION

We compare the proposed algorithm with competitive Flow-model-based (IDF by Hooeboom et al. (2019)) and VAE-based (BitSwap by Kingma et al. (2019)) neural compression algorithms using the MNIST dataset. We first evaluate bitrates. As shown in Table 2, the PC (de)compressor achieved compression rates close to its theoretical rate estimate — codeword bpd only have ~ 0.04 loss w.r.t. the corresponding theoretical bpd. We note that PC and IDF have an additional advantage: their reported bitrates were achieved while compressing one sample at a time; however, BitSwap needs to compress sequences of 100 samples to achieve 1.31 codeword bpd (Kingma et al., 2019).

Next, we focus on efficiency. While achieving a better codeword bpd (i.e., 1.30) compared to IDF and BitSwap, a relatively small PC model (i.e., HCLT, $M=16$) encodes (resp. decodes) images 20x (resp. 10x) faster than both baselines.⁶ Furthermore, a bigger PC model ($M=32$) with 7M parameters achieved codeword bpd 1.24, and is still 5x faster than BitSwap and IDF. Note that at the cost of increasing the bitrate, one can significantly improve the en- and decoding efficiency. For example, by using a small VAE model, Townsend et al. (2019) managed to compress and decompress 10,000 binarized MNIST samples in 3.26s and 2.82s, respectively.

Related work As hinted by Sec. 2, we seek to directly learn probability distributions $p(\mathbf{X})$ that are expressive and support tractable (de)compression. In contrast, existing Flow-based (van den Berg et al., 2020; Zhang et al., 2021b) and VAE-based (Townsend et al., 2019; Kingma et al., 2019; Ho et al., 2019) neural lossless compression algorithms are based on an orthogonal idea: they adopt simple (oftentimes fully factorized) distributions over a latent space \mathbf{Z} to ensure the tractability of encoding and decoding latent codes z , and learn expressive neural networks that “transmit” probability mass from \mathbf{Z} to the feature space \mathbf{X} to compress samples \mathbf{x} indirectly. We note that both ideas can be *integrated* naturally: the simple latent distributions used by existing neural compression algorithms can be replaced by expressive PC models. We will further explore this idea in Sec. 5.

4 SCALING UP LEARNING AND INFERENCE OF PCs

Being equipped with an efficient (de)compressor, our next goal is to learn PC models that achieve good generative performance on various datasets. Although recent breakthroughs have led to PCs that can generate CelebA and SVHN images (Peharz et al., 2020a), PCs have not been shown to have competitive (normalized) likelihoods on image datasets, which directly influence compression rates. In this section, we show that Hidden Chow-Liu Tree (HCLT) (Liu & Van den Broeck, 2021), a PC model initially proposed for simple density estimation tasks containing binary features, can be scaled up to achieve state-of-the-art performance on various image datasets. In the following, we first introduce HCLTs and demonstrate how to scale up their learning and inference (for compression) in Sec. 4.1, before providing empirical evidence in Sec. 4.2.

⁶HCLT will be introduced in Sec. 4.1; all algorithms use a CPU implementation of rANS as codec. See Appx. B.4 for more details about the experiments.

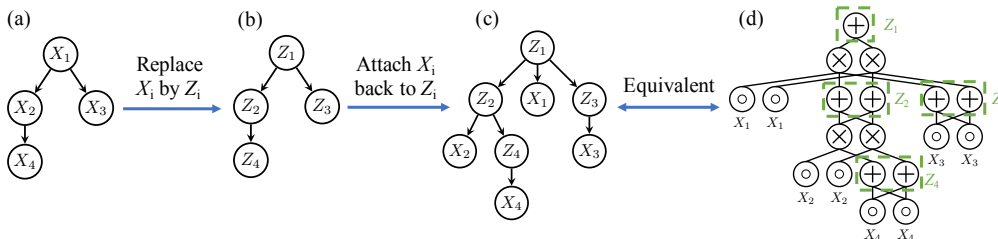


Figure 3: An example of constructing a HCLT PC given a dataset \mathcal{D} with 4 features. (a): Construct the Chow-Liu Tree over variables X_1, \dots, X_4 using \mathcal{D} . (b): Replace every variable X_i by its corresponding latent variable Z_i . (c): Attach all X_i back to their respective latent variables Z_i . (d): This PGM representation of HCLT is compiled into an equivalent PC.

Table 3: Compression performance of PCs on MNIST, FashionMNIST, and EMNIST in bits-per-dimension (bpd). For all neural compression algorithms, numbers in parentheses represent the corresponding theoretical bpd (i.e., models’ test-set likelihood in bpd).

Dataset	HCLT (ours)	IDF	BitSwap	BB-ANS	JPEG2000	WebP	McBits
MNIST	1.24 (1.20)	1.96 (1.90)	1.31 (1.27)	1.42 (1.39)	3.37	2.09	(1.98)
FashionMNIST	3.37 (3.34)	3.50 (3.47)	3.35 (3.28)	3.69 (3.66)	3.93	4.62	(3.72)
EMNIST (Letter)	1.84 (1.80)	2.02 (1.95)	1.90 (1.84)	2.29 (2.26)	3.62	3.31	(3.12)
EMNIST (ByClass)	1.89 (1.85)	2.04 (1.98)	1.91 (1.87)	2.24 (2.23)	3.61	3.34	(3.14)

4.1 HIDDEN CHOW-LIU TREES

Hidden Chow-Liu Trees (HCLTs) are smooth and structured-decomposable PCs that combine the ability of Chow-Liu Trees (CLTs) (Chow & Liu, 1968) to capture feature correlations and the extra expressive power provided by latent variable models. Every HCLT can be equivalently represented as a Probabilistic Graphical Model (PGM) (Koller & Friedman, 2009) with latent variables. Specifically, Fig. 3(a)-(c) demonstrate how to construct the PGM representation of an example HCLT. Given a dataset \mathcal{D} containing 4 features $\mathbf{X} = X_1, \dots, X_4$, we first learn a CLT w.r.t. \mathbf{X} (Fig. 3(a)). To improve expressiveness, latent variables are added to the CLT by the two following steps: (i) replace observed variables X_i by their corresponding latent variables Z_i , which are defined to be categorical variables with M (a hyperparameter) categories (Fig. 3(b)); (ii) connect observed variables X_i with the corresponding latent variables Z_i by directed edges $Z_i \rightarrow X_i$. This leads to the PGM representation of the HCLT shown in Fig. 3(c). Finally, we are left with generating a PC that represents an equivalent distribution w.r.t. the PGM in Fig. 3(c), which is detailed in Appx. B.2. Fig. 3(d) illustrates an HCLT that is equivalent to the PGM shown in Fig. 3(c) (with $M = 2$).

Recent advances in scaling up learning and inference of PCs largely rely on the regularity of the PC architectures they used (Peharz et al., 2020a;b) — the layout of the PCs can be easily *vectorized*, allowing them to use well-developed deep learning packages such as PyTorch (Paszke et al., 2019). However, due to the irregular structure of learned CLTs, HCLTs cannot be easily vectorized. To overcome this problem, we implemented customized GPU kernels for parameter learning and marginal query computation (i.e., Alg. 3) based on Juice.jl (Dang et al., 2021), an open-source Julia package. The kernels automatically segment PC units into layers such that the computation in every layer can be fully parallelized. As a result, we can train PCs with millions of parameters in less than an hour and en- or decode samples very efficiently. Implementation details can be found in Appx. B.3.

Related work Finding good PC architectures has been a central topic in the literature (Choi et al., 2020). A recent trend for learning smooth and (structured-)decomposable PCs is to construct large models with pre-defined architecture, which is mainly determined by the variable ordering strategies. For example, RAT-SPNs (Peharz et al., 2020b) and EiNets (Peharz et al., 2020a) use random variable orders, Gens & Pedro (2013) proposes an effective variable ordering for image data, and other works propose data-dependent orderings based on certain information criterion (Rooshenas & Lowd, 2014) or clustering algorithms (Gens & Pedro, 2013). Alternatively, researchers have focused on methods that iteratively grow PC structures to better fit the data (Dang et al., 2020; Liang et al., 2017). However, this approach has only been successfully applied to PCs that are also deterministic, which are generally less expressive than their non-deterministic counterparts (Choi & Darwiche, 2017).

4.2 EMPIRICAL EVALUATION

Bringing together expressive PCs (i.e., HCLTs) and our (de)compressor, we proceed to evaluate the compression performance of the proposed PC-based compression algorithm. We compare with 5 competitive lossless compression algorithms: JPEG2000 (Christopoulos et al., 2000); WebP; IDF (Hoogeboom et al., 2019), a Flow-based lossless compression algorithm; BitSwap (Kingma et al., 2019), BB-ANS (Townsend et al., 2018), and McBits (Ruan et al., 2021), three VAE-based lossless compression methods. All 6 methods were tested on four datasets, which include MNIST (Deng, 2012), FashionMNIST (Xiao et al., 2017), and two splits of EMNIST (Cohen et al., 2017). As shown in Table 3, the proposed method out-performed all 5 baselines in 3 out of 4 datasets. On FashionMNIST, where the proposed approach did not achieve state-of-the-art result, it was only 0.02 bpd worse than BitSwap.

5 PCs AS EXPRESSIVE PRIOR DISTRIBUTIONS OF FLOW MODELS

As hinted by previous sections, PCs can be naturally integrated with existing neural compression algorithms: the simple latent variables’ distributions used by Flow- and VAE-based lossless compression methods can be replaced by more expressive distributions represented by PCs. In this section, we take IDF (Hoogeboom et al., 2019), a Flow-based lossless compression model, as an example to demonstrate the effectiveness of such model integration.

IDF was chosen because its authors provided an open-source implementation on GitHub. In theory, PC can be integrated with any VAE- and Flow-based model.

The integrated model is illustrated in Fig. 4. Following Hoogeboom et al. (2019), an IDF model contains k levels. Each level contains a squeeze layer (Dinh et al., 2016), followed by several integer flow layers and a prior layer. Each level i outputs a set of latent variables z_i , which are originally defined as a set of mutually independent discretized logistic variables (Kingma et al., 2016). Instead, we propose to model every set of latent variables z_i with a PC $p(z_i)$. Specifically, we adopted the EiNet codebase (Peharz et al., 2020a) and used a PC structure similar to the one proposed by Gens & Pedro (2013). We adopted the discretized logistic distribution for all leaf units in the PCs. Given a sample \mathbf{x} , the log-likelihood of the model is the sum of the k PCs’ output log-likelihood: $\log p(\mathbf{x}) = \sum_{i=1}^k \log p(z_i | \mathbf{x})$. Since both IDF and the PC models are fully differentiable, the PC+IDF model can be trained end-to-end via gradient descent. Details regarding model architecture and parameter learning are provided in Appx. B.5.

We proceed to evaluate the generative performance of the proposed PC+IDF model on 3 natural image datasets: CIFAR10, ImageNet32, and ImageNet64. Results are shown in Table 4. First, compared to 4 baselines (i.e., IDF, IDF++ (van den Berg et al., 2020), Glow (Kingma & Dhariwal, 2018), and RealNVP (Dinh et al., 2016)), PC+IDF achieved the best bpd on ImageNet32 and ImageNet64. Next, PC+IDF improved over its base model IDF by 0.04, 0.16, and 0.19 bpd on three datasets, respectively. This shows the benefit of integrating PCs with IDFs. Although not tested in our experiments, we conjecture that the performance could be further improved by integrating PCs with better Flow models (e.g., IDF++). Concurrently, Zhang et al. (2021a) proposes an autoregressive model-based compressor NeLLoC, which achieved SoTA results on natural image datasets including CIFAR-10.

Compression and decompression with the PC+IDF model can be done easily: we can adopt the high-level compression algorithm of IDF and replace the parts of en- or decoding latent variables z_i with the proposed PC (de)compressor. Improving the compression performance of these hybrid models is left for future work. Note that Thm. 1 only applies to the PC component, and the compression time still depends linearly on the size of the neural network.

6 CONCLUSIONS

This paper proposes to use Probabilistic Circuits (PCs) for lossless compression. We develop a theoretically-grounded (de)compression algorithm that efficiently encode and decode close to the model’s theoretical rate estimate. Our work provides evidence that “niche” fields such as PCs can make valuable contributions to neural compression.

Table 4: Theoretical bpd of 5 Flow-based generative models on three natural image datasets.

Model	CIFAR10	ImageNet32	ImageNet64
RealNVP	3.49	4.28	3.98
Glow	3.35	4.09	3.81
IDF	3.32	4.15	3.90
IDF++	3.24	4.10	3.81
PC+IDF	3.28	3.99	3.71

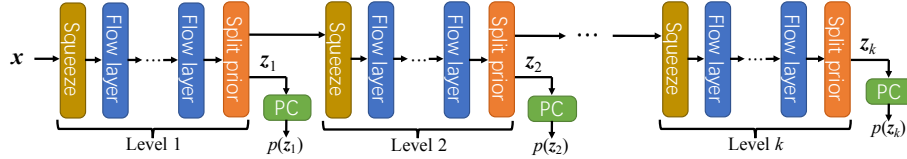


Figure 4: Using PCs as prior distributions of the IDF model (Hoogeboom et al., 2019). PCs are used to represent the k sets of latent variables $\{z_i\}_{i=1}^k$.

Acknowledgements Anji Liu and Guy Van den Broeck are partially supported by NSF grants #IIS-1943641, #IIS-1956441, #CCF-1837129, DARPA grant #N66001-17-2-4032, a Sloan Fellowship, Intel, and Facebook. Stephan Mandt acknowledges support by DARPA under contract No. HR001120C0021, the Department of Energy under grant DE-SC0022331, the National Science Foundation under the NSF CAREER award 2047418 and Grants 1928718, 2003237 and 2007719, as well as gifts from Intel, Disney, and Qualcomm. Any opinions, findings and conclusions or recommendations expressed in this material are those of the authors and do not necessarily reflect the views of DARPA or NSF. We thank Yibo Yang for discussions that helped improve the manuscript.

Ethics and Reproducibility Statement We are not aware of any ethical concerns of our research. To facilitate reproducibility, we have uploaded our code to the following anonymous link: <https://github.com/pccompression/pccompression>. In addition, we have provided detailed algorithm tables Alg. 2 and 3 for all proposed algorithms, and elaborated each step in detail in the main text (Sec. 3). Formal proofs of all theorems, and details of all experiments (e.g., hardware specifications, hyperparameters) are provided in the appendix.

REFERENCES

- Cory J Butz, Jhonatan S Oliveira, André E Santos, André L Teixeira, Pascal Poupart, and Agastya Kalra. An empirical study of methods for spn learning and inference. In *International Conference on Probabilistic Graphical Models*, pp. 49–60. PMLR, 2018.
- Arthur Choi and Adnan Darwiche. On relaxing determinism in arithmetic circuits. In *International Conference on Machine Learning*, pp. 825–833. PMLR, 2017.
- YooJung Choi, Antonio Vergari, and Guy Van den Broeck. Probabilistic circuits: A unifying framework for tractable probabilistic models. 2020.
- YooJung Choi, Meihua Dang, and Guy Van den Broeck. Group fairness by probabilistic modeling with latent fair decisions. In *Proceedings of the 35th AAAI Conference on Artificial Intelligence*, Feb 2021.
- CKCN Chow and Cong Liu. Approximating discrete probability distributions with dependence trees. *IEEE transactions on Information Theory*, 14(3):462–467, 1968.
- Charilaos Christopoulos, Athanassios Skodras, and Touradj Ebrahimi. The jpeg2000 still image coding system: an overview. *IEEE transactions on consumer electronics*, 46(4):1103–1127, 2000.
- Gregory Cohen, Saeed Afshar, Jonathan Tapson, and Andre Van Schaik. Emnist: Extending mnist to handwritten letters. In *2017 International Joint Conference on Neural Networks (IJCNN)*, pp. 2921–2926. IEEE, 2017.
- Meihua Dang, Antonio Vergari, and Guy Broeck. Strudel: Learning structured-decomposable probabilistic circuits. In *International Conference on Probabilistic Graphical Models*, pp. 137–148. PMLR, 2020.
- Meihua Dang, Pasha Khosravi, Yitao Liang, Antonio Vergari, and Guy Van den Broeck. Juice: A julia package for logic and probabilistic circuits. In *Proceedings of the 35th AAAI Conference on Artificial Intelligence (Demo Track)*, 2021.
- Li Deng. The mnist database of handwritten digit images for machine learning research. *IEEE Signal Processing Magazine*, 29(6):141–142, 2012.

- Laurent Dinh, David Krueger, and Yoshua Bengio. Nice: Non-linear independent components estimation. *arXiv preprint arXiv:1410.8516*, 2014.
- Laurent Dinh, Jascha Sohl-Dickstein, and Samy Bengio. Density estimation using real nvp. In *International Conference on Learning Representations*, 2016.
- Jarek Duda. Asymmetric numeral systems: entropy coding combining speed of huffman coding with compression rate of arithmetic coding. *arXiv preprint arXiv:1311.2540*, 2013.
- Robert Gens and Domingos Pedro. Learning the structure of sum-product networks. In *International conference on machine learning*, pp. 873–880. PMLR, 2013.
- Ian Goodfellow, Jean Pouget-Abadie, Mehdi Mirza, Bing Xu, David Warde-Farley, Sherjil Ozair, Aaron Courville, and Yoshua Bengio. Generative adversarial nets. *Advances in neural information processing systems*, 27, 2014.
- Geoffrey E Hinton and Drew Van Camp. Keeping the neural networks simple by minimizing the description length of the weights. In *Proceedings of the sixth annual conference on Computational learning theory*, pp. 5–13, 1993.
- Jonathan Ho, Evan Lohn, and Pieter Abbeel. Compression with flows via local bits-back coding. In *Proceedings of the 33rd International Conference on Neural Information Processing Systems*, pp. 3879–3888, 2019.
- Emiel Hoogetboom, Jorn Peters, Rianne van den Berg, and Max Welling. Integer discrete flows and lossless compression. *Advances in Neural Information Processing Systems*, 32:12134–12144, 2019.
- David A Huffman. A method for the construction of minimum-redundancy codes. *Proceedings of the IRE*, 40(9):1098–1101, 1952.
- Diederik P Kingma and Prafulla Dhariwal. Glow: generative flow with invertible 1×1 convolutions. In *Proceedings of the 32nd International Conference on Neural Information Processing Systems*, pp. 10236–10245, 2018.
- Diederik P Kingma and Max Welling. Auto-encoding variational bayes. *arXiv preprint arXiv:1312.6114*, 2013.
- Diederik P Kingma, Tim Salimans, Rafal Jozefowicz, Xi Chen, Ilya Sutskever, and Max Welling. Improved variational inference with inverse autoregressive flow. In *Proceedings of the 30th International Conference on Neural Information Processing Systems*, pp. 4743–4751, 2016.
- Friso Kingma, Pieter Abbeel, and Jonathan Ho. Bit-swap: Recursive bits-back coding for lossless compression with hierarchical latent variables. In *International Conference on Machine Learning*, pp. 3408–3417. PMLR, 2019.
- Doga Kisa, Guy Van den Broeck, Arthur Choi, and Adnan Darwiche. Probabilistic sentential decision diagrams. In *Proceedings of the 14th international conference on principles of knowledge representation and reasoning (KR)*, pp. 1–10, 2014.
- Daphne Koller and Nir Friedman. *Probabilistic graphical models: principles and techniques*. MIT press, 2009.
- Yann Lecun, Sumit Chopra, Raia Hadsell, Marc Aurelio Ranzato, and Fu Jie Huang. A tutorial on energy-based learning. *Predicting structured data*, 2006.
- Yitao Liang, Jessa Bekker, and Guy Van den Broeck. Learning the structure of probabilistic sentential decision diagrams. In *Proceedings of the 33rd Conference on Uncertainty in Artificial Intelligence (UAI)*, 2017.
- Anji Liu and Guy Van den Broeck. Tractable regularization of probabilistic circuits. *arXiv preprint arXiv:2106.02264*, 2021.

- Fabian Mentzer, Eirikur Agustsson, Michael Tschannen, Radu Timofte, and Luc Van Gool. Practical full resolution learned lossless image compression. In *Proceedings of the IEEE/CVF conference on computer vision and pattern recognition*, pp. 10629–10638, 2019.
- Adam Paszke, Sam Gross, Francisco Massa, Adam Lerer, James Bradbury, Gregory Chanan, Trevor Killeen, Zeming Lin, Natalia Gimelshein, Luca Antiga, et al. Pytorch: an imperative style, high-performance deep learning library. In *Proceedings of the 33rd International Conference on Neural Information Processing Systems*, pp. 8026–8037, 2019.
- Robert Peharz, Steven Lang, Antonio Vergari, Karl Stelzner, Alejandro Molina, Martin Trapp, Guy Van den Broeck, Kristian Kersting, and Zoubin Ghahramani. Einsum networks: Fast and scalable learning of tractable probabilistic circuits. In *International Conference on Machine Learning*, pp. 7563–7574. PMLR, 2020a.
- Robert Peharz, Antonio Vergari, Karl Stelzner, Alejandro Molina, Xiaoting Shao, Martin Trapp, Kristian Kersting, and Zoubin Ghahramani. Random sum-product networks: A simple and effective approach to probabilistic deep learning. In *Uncertainty in Artificial Intelligence*, pp. 334–344. PMLR, 2020b.
- Hoifung Poon and Pedro Domingos. Sum-product networks: A new deep architecture. In *2011 IEEE International Conference on Computer Vision Workshops (ICCV Workshops)*, pp. 689–690. IEEE, 2011.
- Marc’ Aurelio Ranzato, Y-Lan Boureau, Sumit Chopra, and Yann LeCun. A unified energy-based framework for unsupervised learning. In *Artificial Intelligence and Statistics*, pp. 371–379. PMLR, 2007.
- Jorma J Rissanen. Generalized kraft inequality and arithmetic coding. *IBM Journal of research and development*, 20(3):198–203, 1976.
- Amirmohammad Rooshenas and Daniel Lowd. Learning sum-product networks with direct and indirect variable interactions. In *International Conference on Machine Learning*, pp. 710–718. PMLR, 2014.
- Yangjun Ruan, Karen Ullrich, Daniel Severo, James Townsend, Ashish Khisti, Arnaud Doucet, Alireza Makhzani, and Chris J Maddison. Improving lossless compression rates via monte carlo bits-back coding. In *International Conference on Machine Learning*, 2021.
- Claude Elwood Shannon. A mathematical theory of communication. *The Bell system technical journal*, 27(3):379–423, 1948.
- Yujia Shen, Arthur Choi, and Adnan Darwiche. Tractable operations for arithmetic circuits of probabilistic models. In *Proceedings of the 30th International Conference on Neural Information Processing Systems*, pp. 3943–3951. Citeseer, 2016.
- Andy Shih, Guy Van den Broeck, Paul Beame, and Antoine Amarilli. Smoothing structured decomposable circuits. *Advances in Neural Information Processing Systems*, 32:11416–11426, 2019.
- James Townsend, Thomas Bird, and David Barber. Practical lossless compression with latent variables using bits back coding. In *International Conference on Learning Representations*, 2018.
- James Townsend, Thomas Bird, Julius Kunze, and David Barber. Hilloc: lossless image compression with hierarchical latent variable models. In *International Conference on Learning Representations*, 2019.
- Arash Vahdat and Jan Kautz. Nvae: A deep hierarchical variational autoencoder. *arXiv preprint arXiv:2007.03898*, 2020.
- Rianne van den Berg, Alexey A Gritsenko, Mostafa Dehghani, Casper Kaae Sønderby, and Tim Salimans. Idf++: Analyzing and improving integer discrete flows for lossless compression. In *International Conference on Learning Representations*, 2020.

Han Xiao, Kashif Rasul, and Roland Vollgraf. Fashion-mnist: a novel image dataset for benchmarking machine learning algorithms. *arXiv preprint arXiv:1708.07747*, 2017.

Mingtian Zhang, Andi Zhang, and Steven McDonagh. On the out-of-distribution generalization of probabilistic image modelling. *arXiv preprint arXiv:2109.02639*, 2021a.

Shifeng Zhang, Chen Zhang, Ning Kang, and Zhenguo Li. ivpf: Numerical invertible volume preserving flow for efficient lossless compression. In *Proceedings of the IEEE/CVF Conference on Computer Vision and Pattern Recognition*, pp. 620–629, 2021b.

Zhilin Zheng and Li Sun. Disentangling latent space for vae by label relevant/irrelevant dimensions. In *Proceedings of the IEEE/CVF Conference on Computer Vision and Pattern Recognition*, pp. 12192–12201, 2019.

Supplementary Material

A ALGORITHM DETAILS AND PROOFS

This section provides additional details about the algorithm used to compute the conditional probabilities $F_\pi(\mathbf{x})$ (i.e., Alg. 1) and the full proof of the theorems stated in the main paper.

A.1 DETAILS OF ALG. 1

This section provides additional technical details of Alg. 1. Specifically, we demonstrate (i) how to select the set of PC units eval_i (cf. Alg. 1 line 5) and (ii) how to compute $p(x_1, \dots, x_i)$ as a weighted mixture of P_i (cf. Alg. 1 line 7). Using the example in Fig. 5, we aim to provide an intuitive illustration to both problems. As an extension to Alg. 1, rigorous and executable pseudocode for the proposed algorithm can be found in Alg. 2 and 3.

The key to speeding up the naive marginalization algorithm is the observation that we only need to evaluate a small fraction of PC units to compute each of the D marginals in $F_\pi(\mathbf{x})$. Suppose we want to compute $F_\pi(\mathbf{x})$ given the structured-decomposable PC shown in Fig. 5(a), where \oplus , \otimes , and \odot denote sum, product, and input units, respectively. Model parameters are omitted for simplicity. Consider using the variable order $\pi = (X_1, X_2, X_3)$ (Fig. 5(b)). We ask the following question: what is the minimum set of PC units that need to be evaluated in order to compute $p(X_1 = x_1)$ (the first term in $F_\pi(\mathbf{x})$)? First, every PC unit with scope $\{X_1\}$ (i.e., the two nodes colored blue) has to be evaluated. Next, every PC unit n that is not an ancestor of the two blue units (i.e., “non-ancestor units” in Fig. 5(b)) must have probability 1 since (i) leaf units correspond to X_2 and X_3 have probability 1 while computing $p(X_1 = x_1)$, and (ii) for any sum or product unit, if all its children have probability 1, it also has probability 1 following Eq. (2). Therefore, we do not need to evaluate these non-ancestor units. Another way to identify these non-ancestor units is by inspecting their variable scopes — if the variable scope of a PC unit n does not contain X_1 , it must have probability 1 while computing $p(X_1 = x_1)$. Finally, following all ancestors of the two blue units (i.e., “ancestor units” in Fig. 5(b)), we can compute the probability of the root unit, which is the target quantity $p(X_1 = x_1)$. At a first glance, this seems to suggest that we need to evaluate these ancestor units explicitly. Fortunately, as we will proceed to show, the root unit’s probability can be equivalently computed using the blue units’ probabilities weighted by a set of cached *top-down probabilities*.

For ease of presentation, denote the two blue input units as n_1 and n_2 , respectively. A key observation is that the probability of every ancestor unit of $\{n_1, n_2\}$ (including the root unit) can be represented as a weighted mixture over $p_{n_1}(\mathbf{x})$ and $p_{n_2}(\mathbf{x})$, the probabilities assigned to n_1 and n_2 , respectively. The reason is that for each decomposable product node m , only distributions defined on disjoint variables shall be multiplied. Since n_1 and n_2 have the same variable scope, their distributions will not be multiplied by any product node. Following the above intuition, the top-down probability $p_{\text{down}}(n)$ of PC unit n is designed to represent the “weight” of n w.r.t. the probability of the root unit. Formally, $p_{\text{down}}(n)$ is defined as the sum of the probabilities of every path from n to the root unit n_r , where the probability of a path is the product of all edge parameters traversed by it. Back to our example, using the top-down probabilities, we can compute $p(X_1 = x_1) = \sum_{i=1}^2 p_{\text{down}}(n_i) \cdot p_{n_i}(x_1)$ without explicitly evaluating the ancestors of n_1 and n_2 . The quantity $p_{\text{down}}(n)$ of all PC units n can be computed by Alg. 2 in $\mathcal{O}(|p|)$ time. Specifically, the algorithm performs a top-down traversal over all PC units n , and updates the top-down probabilities of their children in (n) along the process.

Therefore, we only need to compute the two PC units with scope $\{X_1\}$ in order to calculate $p(X_1 = x_1)$. Next, when computing the second term $p(X_1 = x_1, X_2 = x_2)$, as illustrated in Fig. 5(b), we can reuse the evaluated probabilities of n_1 and n_2 , and similarly only need to evaluate the PC units with scope $\{X_2\}$, $\{X_2, X_3\}$, or $\{X_1, X_2, X_3\}$ (i.e., nodes colored purple). The same scheme can be used when computing the third term, and we only evaluate PC units with scope $\{X_3\}$, $\{X_2, X_3\}$, or $\{X_1, X_2, X_3\}$ (i.e., all red nodes). As a result, we only evaluate 20 PC units in total, compared to $3 \cdot |p| = 39$ units required by the naive approach.

This procedure is formalized in Alg. 3, which adds additional technical details compared to Alg. 1. In the main loop (lines 5-9), the D terms in $F_\pi(\mathbf{x})$ are computed one-by-one. While computing each term, we first find the PC units that need to be evaluated (line 6).⁷After computing their probabilities

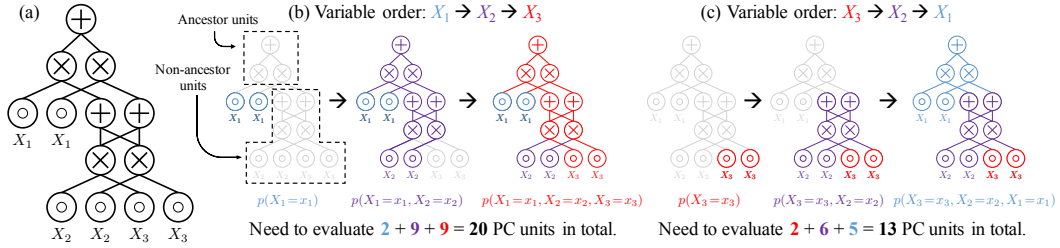


Figure 5: Good variable orders lead to more efficient computation of $F_\pi(\mathbf{x})$. Consider the PC p shown in (a). (b): If variable order X_1, X_2, X_3 is used, we need to evaluate 20 PC units in total. (c): The optimal variable order X_3, X_2, X_1 allows us to compute $F_\pi(\mathbf{x})$ by only evaluating 13 PC units.

Algorithm 2 PC Top-down Probabilities

- 1: **Input:** A smooth and structured-decomposable PC p
 - 2: **Output:** The top-down probabilities $p_{\text{down}}(n)$ of all PC units n
 - 3: For every PC unit n in p , initialize $p_{\text{down}}(n) \leftarrow 0$
 - 4: **foreach** unit n traversed in preorder (parent before children) **do**
 - 5: **if** n is the root node of p **then** $p_{\text{down}}(n) \leftarrow 1$
 - 6: **elif** n is a sum unit **then foreach** $c \in \text{in}(n)$ **do** $p_{\text{down}}(c) \leftarrow p_{\text{down}}(c) + p_{\text{down}}(n) \cdot \theta_{n,c}$
 - 7: **elif** n is a product unit **then foreach** $c \in \text{in}(n)$ **do** $p_{\text{down}}(c) \leftarrow p_{\text{down}}(c) + p_{\text{down}}(n)$
-

in a bottom-up manner (line 7), we additionally use the pre-computed top-down probabilities to obtain the target marginal probability (lines 8-9).

The previous example demonstrates that even without a careful choice of variable order, we can significantly lower the computation cost by only evaluating the necessary PC units. We now show that with an *optimal* choice of variable order (denoted π^*), the cost can be further reduced. Consider using order $\pi^* = (X_3, X_2, X_1)$, as shown in Fig. 5(c), we only need to evaluate $2+6+5=13$ PC units in total when running Alg. 3. This optimal variable order is the key to guaranteeing $\mathcal{O}(\log(D) \cdot |p|)$ computation time. In the following, we first give a technical assumption and then proceed to justify the *correctness* and *efficiency* of Alg. 3 when using the optimal variable order π^* .

A.2 PROOF OF THEOREM 1

As hinted by the proof sketch given in the main text, this proof consists of three main parts — (i) construction of the optimal variable order π^* given a smooth and structured-decomposable PC, (ii) justify the correctness of Alg. 3, and (iii) prove that $F_{\pi^*}(\mathbf{x})$ can be computed by evaluating no more than $\mathcal{O}(\log(K) \cdot |p|)$ PC units (i.e., analyze the time complexity of Alg. 3).

Construction of an optimal variable order For ease of illustration, we first transform the original smooth and structured-decomposable PC into an equivalent PC where every product node has two children. Fig. 6 illustrates this transformation on any product node with more than two children. Note that this operation will not change the number of parameters in a PC, and will only incur at most $2 \cdot |p|$ edges.

We are now ready to define the variable tree (*vtree*) (Kisa et al., 2014) of a smooth and structured-decomposable PC. Specifically, a *vtree* is a binary tree structure whose leaf nodes are labeled with a PC’s input features/variables \mathbf{X} (every leaf node is labeled with one variable). A PC conforms to a *vtree* if for every product unit n , there is a corresponding *vtree* node v such that children of n split the variable scope $\phi(n)$ in the same way as the children of the *vtree* node v . According to its definition, every smooth and structured-decomposable PC whose product units all have two children must conform to a *vtree* (Kisa et al., 2014). For example, the PC shown in Fig. 7(a) conforms to the *vtree* illustrated in Fig. 7(b). Similar to PCs, we define the scope $\phi(v)$ of a *vtree* node v as the set of all descendent leaf variables of v .

We say that a unit n in a smooth and structured-decomposable PC conforms to a node v in the PC’s corresponding *vtree* if their scopes are identical. For ease of presentation, define $\varphi(p, v)$ as the set of PC units that conform to *vtree* node v . Additionally, we define $\varphi_{\text{sum}}(p, v)$ and $\varphi_{\text{prod}}(p, v)$ as the set of sum and product units in $\varphi(p, v)$, respectively.

Algorithm 3 Compute $F_\pi(\mathbf{x})$

1: **Input:** A smooth and structured-decomposable PC p , variable order π , variable instantiation \mathbf{x}
2: **Output:** $F_\pi(\mathbf{x}) = \{p(x_{\pi_1}, \dots, x_{\pi_i})\}_{i=1}^D$
3: **Initialize:** The probability $p(n)$ of every unit n is initially set to 1
4: $p_{\text{down}} \leftarrow$ the top-down probability of every PC unit n (i.e., Alg. 2)
5: **for** $i = 1$ **to** D **do** # Compute the i th term in $F_\pi(\mathbf{x})$: $p(x_{\pi_1}, \dots, x_{\pi_i})$
6: $\text{eval}_i \leftarrow$ the set of PC units n with scopes $\phi(n)$ that satisfy at least one of the following conditions:
 (i) $\phi(n) = \{X_{\pi_i}\}$; (ii) n is a sum unit and at least one child c of n needs evaluation, i.e., $c \in \text{eval}_i$;
 (iii) n is a product unit and $X_{\pi_i} \in \phi(n)$ and $\nexists c \in \text{in}(n)$ such that $\{X_{\pi_j}\}_{j=1}^i \in \phi(c)$
7: Evaluate PC units in eval_i in a bottom-up manner to compute $\{p_n(\mathbf{x}) : n \in \text{eval}_i\}$
8: $\text{head}_i \leftarrow$ the set of PC units in eval_i such that none of their parents are in eval_i
9: $p(x_{\pi_1}, \dots, x_{\pi_i}) \leftarrow \sum_{n \in \text{head}_i} p_{\text{down}}(n) \cdot p_n(\mathbf{x})$

Next, we define an operation that changes a vtree into an *ordered vtree*, where for each inner node v , its left child has more descendent leaf nodes than its right child. See Fig. 7(c-d) as an example. The vtree in Fig. 7(b) is transformed into an ordered vtree illustrated in Fig. 7(c); the corresponding PC (Fig. 7(a)) is converted into an *ordered PC* (Fig. 7(d)). This transformation can be performed by all smooth and structured-decomposable PCs.

We are ready to define the optimal variable order. For a pair of ordered PC and ordered vtree, the optimal variable order π^* is defined as the order the leaf vtree nodes (each corresponds to a variable) are accessed following an inorder traverse of the vtree (left child accessed before right child).

Correctness of Algorithm 3 Assume we have access to a smooth, structured-decomposable, and ordered PC p and its corresponding vtree. Recall from the above construction, the optimal variable order π^* is the order following an inorder traverse of the vtree.

We show that it is sufficient to only evaluate the set of PC units stated in line 6 of Alg. 3. Using our new definition of vtrees, we state line 6 in the following equivalent way. At iteration i (i.e., we want to compute the i th term in $F_\pi(\mathbf{x})$: $p(x_{\pi_1}, \dots, x_{\pi_i})$), we need to evaluate all PC units that conform to any vtree node in the set $T_{p,i}$. Here $T_{p,i}$ is defined as the set of vtree nodes v that satisfy the following condition: $X_{\pi_i} \in \phi(v)$ and there does not exist a child c of v such that $\{X_{\pi_j}\}_{j=1}^i \in \phi(c)$. For ease of presentation, we refer to evaluate PC units $\varphi(p, v)$ when we say “evaluate a vtree node v ”.

First, we don’t need to evaluate vtree units v where $X_{\pi_i} \notin \phi(v)$ because the probability of these PC units will be identical to that at iteration $i - 1$ (i.e., when computing $p(x_{\pi_1}, \dots, x_{\pi_{i-1}})$). Therefore, we only need to cache these probabilities computed in previous iterations.

Second, we don’t need to evaluate vtree units v where at least one of its children c satisfy $\{X_{\pi_j}\}_{j=1}^{i-1} \in \phi(c)$ because we can obtain the target marginal probability $p(x_{\pi_1}, \dots, x_{\pi_i})$ following lines 7-9 of Alg. 3. We proceed to show how this is done in the following.

Denote the “highest” in $T_{p,i}$ as $v_{r,i}$ (i.e., the parent of $v_{r,i}$ is not in $T_{p,i}$). According to the variable order π^* , $v_{r,i}$ uniquely exist for any $i \in [D]$. According to Alg. 2, the top-down probabilities of PC units is defined as follows

- $p_{\text{down}}(n_r) = 1$, where n_r is the PC’s root unit.
- For any product unit n , $p_{\text{down}}(n) = \sum_{m \in \text{par}(n)} p_{\text{down}}(m) \cdot \theta_{m,n}$, where $\text{par}(n)$ is the set of parent (sum) units of n .
- For any sum unit n , $p_{\text{down}}(n) = \sum_{m \in \text{par}(n)} p_{\text{down}}(m)$, where $\text{par}(n)$ is the set of parent (product) units of n .

We now prove that

$$p(x_{\pi_1}, \dots, x_{\pi_i}) = \sum_{n \in \varphi_{\text{sum}}(p, v)} p_{\text{down}}(n) \cdot p_n(\mathbf{x}) \quad (3)$$

holds when $v = v_{r,i}$.

$$= \sum_{o \in \varphi_{\text{sum}}(p, v)} p_{\text{down}}(o) \cdot p_o(\mathbf{x})$$

where (a) reorders the terms for summation; (b) holds since $\forall n \in \varphi_{\text{prod}}(p, v_p)$, $p_n(\mathbf{x}) = \prod_{o \in \text{in}(n)} p_o(\mathbf{x})$ and $\forall o \in \text{in}(n)$ such that $\{X_j\}_{j=1}^i \cap \phi(o) = \emptyset$, $p_o(\mathbf{x}) = 1$;⁸ (c) holds because

$$\bigcup_{n \in \varphi_{\text{prod}}(p, v_p)} \{o : o \in \text{in}(n), \{X_j\}_{j=1}^i \in \phi(o)\} = \varphi_{\text{sum}}(p, v).$$

Thus, we have prove that Eq. (3) holds for $v = v_{r,i}$, and hence the probability $p(x_{\pi_1}, \dots, x_{\pi_i})$ can be computed by weighting the probability of PC units $\varphi_{\text{sum}}(p, v_{r,i})$ (line 8 in Alg. 3) with the corresponding top-down probabilities (line 9 in Alg. 3).

Efficiency of following the optimal variable order We proceed to show that when using the optimal variable order π^* , Alg. 3 evaluates no more than $\mathcal{O}(\log(D) \cdot |p|)$ PC units.

According to the previous paragraphs, whenever Alg. 3 evaluates a PC unit n w.r.t. vtree node v , it will evaluate all PC units in $\varphi(p, v)$. Therefore, we instead count the total number of vtree nodes need to be evaluated by Alg. 3. Since the PC is assumed to be balanced Def. 4, for every v , we have $\varphi(p, v) = \mathcal{O}(|p|/D)$. Therefore, we only need to show that Alg. 3 evaluates $\mathcal{O}(D \cdot \log(D))$ vtree nodes in total.

We start with the base case, which is PCs correspond to a single vtree leaf node v . In this case, $F_{\pi^*}(\mathbf{x})$ boils down to computing a single marginal probability $p(x_{\pi_1^*})$, which needs to evaluate PC units $\varphi(p, v)$ once.

Define $f(x)$ as the number of vtree nodes need to be evaluated given a PC corresponds to a vtree node with x descendent leaf nodes. From the base case we know that $f(1) = 1$.

Next, consider the inductive case where v is an inner node that has x descendent leaf nodes. Define the left and right child node of v as c_1 and c_2 , respectively. Let c_1 and c_2 have y and z descendent leaf nodes, respectively. We want to compute $F_{\pi^*}(\mathbf{x})$, which can be broken down into computing two following sets of marginals:

$$\text{Set 1: } \{p(x_{\pi_1^*}, \dots, x_{\pi_i^*})\}_{i=1}^y, \quad \text{Set 2: } \{p(x_{\pi_1^*}, \dots, x_{\pi_i^*})\}_{i=y+1}^{y+z}.$$

Since π^* follows the in-order traverse of v , to compute the first term, we only need to evaluate c_1 and its descendents, that is, we need to evaluate $f(y)$ vtree nodes. This is because the marginal probabilities in set 1 are only defined on variables in $\phi(c_1)$. To compute the second term, in addition to evaluating PC units corresponding to c_2 (that is $f(z)$ vtree nodes in total),⁹ we also need to re-evaluate the PC units $\varphi(p, v)$ every time, which means we need to evaluate z more vtree nodes. In summary, we need to evaluate

$$f(x) = f(y) + f(z) + z \quad (y \geq z, y + z = x)$$

vtree nodes.

To complete the proof, we upper bound the number of vtree nodes need to be evaluated. Define $g(\cdot)$ as follows:

$$g(x) = \max_{y \in \{1, \dots, \lfloor \frac{x}{2} \rfloor\}} y + g(y) + g(x - y).$$

It is not hard to verify that $\forall x \in \mathbb{Z}, g(x) \geq f(x)$. Next, we prove that

$$\forall x \in \mathbb{Z} (x \geq 2), g(x) \leq 3x \log x.$$

First, we can directly verify that $g(2) \leq 3 \cdot 2 \log_2 2 \approx 4.1$. Next, for $x \geq 3$,

$$g(x) = \max_{y \in \{1, \dots, \lfloor \frac{x}{2} \rfloor\}} y + g(y) + g(x - y)$$

⁸This is because the scope of these PC units does not contain any of the variables in $\{X_{\pi_j}\}_{j=1}^i$.

⁹As justified in the second part of this proof, all probabilities of PC units that conform to descendents of c_1 will be unchanged when computing the marginals in set 2. Hence we only need to cache these probabilities.

$$\begin{aligned}
&\leq \max_{y \in \{1, \dots, \lfloor \frac{x}{2} \rfloor\}} \underbrace{y + 3y \log y + 3(x-y) \log(x-y)}_{h(y)} \\
&\stackrel{(a)}{\leq} \max \left(1 + 3(x-1) \log(x-1), \left\lfloor \frac{x}{2} \right\rfloor + 3 \left\lfloor \frac{x}{2} \right\rfloor \log \left\lfloor \frac{x}{2} \right\rfloor + 3 \left(x - \left\lfloor \frac{x}{2} \right\rfloor \right) \log \left(x - \left\lfloor \frac{x}{2} \right\rfloor \right) \right) \\
&\leq \max \left(1 + 3(x-1) \log(x-1), \left\lfloor \frac{x}{2} \right\rfloor + 3(x+1) \log \frac{x+1}{2} \right) \\
&\leq 3x \log x,
\end{aligned}$$

where (a) holds since according to its derivative, $h(y)$ obtains its maximum value at either $y = 1$ or $y = \lfloor \frac{x}{2} \rfloor$.

For a structured-decomposable PC with D variables, $g(D) \leq 3D \log D$ vtree nodes need to be evaluated. Since each vtree node corresponds to $\mathcal{O}(\frac{|p|}{D})$ PC units, we need to evaluate $\mathcal{O}(\log(D) \cdot |p|)$ PC units to compute $F_{\pi^*}(\mathbf{x})$.

A.3 HCLTS, EiNETS, AND RAT-SPNs ARE BALANCED

Consider the compilation from a PGM to an HCLT (Sec. 4.1). We first note that each PGM node g uniquely corresponds to a variable scope ϕ of the PC. That is, all PC units correspond to g have the same variable scope. Please first refer to Appx. B.2 for details on how to generate a HCLT given its PGM representation.

In the main loop of Alg. 4 (lines 5-10), for each PGM node g such that $\text{var}(g) \in \mathbf{Z}$, the number of computed PC units are the same (M product units compiled in line 9 and M sum units compiled in line 10). Therefore, for any variable scopes ϕ_1 and ϕ_2 possessed by some PC units, we have $|\text{nodes}(p, \phi(m))| \approx |\text{nodes}(p, \phi(n))|$. Since there are in total $\Theta(D)$ different variable scopes in p , we have: for any scope ϕ' exists in an HCLT p , $\text{nodes}(p, \phi') = \mathcal{O}(|p|/D)$.

EiNets and RAT-SPNs are also balanced since they also have an equivalent PGM representation of their PCs. The main difference between these models and HCLTs is the different variable splitting strategy in the product units.

B METHODS AND EXPERIMENT DETAILS

B.1 LEARNING HCLTS

Computing Mutual Information As mentioned in the main text, computing the pairwise mutual information between variables \mathbf{X} is the first step to compute the Chow-Liu Tree. Since we are dealing with categorical data (e.g., 0-255 for pixels), we compute mutual information by following its definition:

$$I(X; Y) = \sum_{i=1}^{C_X} \sum_{j=1}^{C_Y} P(X=i, Y=j) \log_2 \frac{P(X=i, Y=j)}{P(X=i)P(Y=j)},$$

where C_X and C_Y are the number of categories for variables X and Y , respectively. To lower the computation cost, for image data, we truncate the data by only using 3 most-significant bits. That is, we treat the variables as categorical variables with $2^3 = 8$ categories during the construction of the CLT. Note that we use the full data when constructing/learning the PC.

Training pipeline We adopt two types of EM updates — mini-batch and full-batch. In mini-batch EM, parameters are updated according to a step size η : $\boldsymbol{\theta}^{(k+1)} \leftarrow (1-\eta)\boldsymbol{\theta}^{(k)} + \eta\boldsymbol{\theta}^{(\text{new})}$, where $\boldsymbol{\theta}^{(\text{new})}$ is the EM target computed with a batch of samples; full-batch EM updates the parameters by the EM target computed using the whole dataset. In this paper, HCLTs are trained by first running mini-batch EM with batch size 1024 and η changing linearly from 0.1 to 0.05; full-batch EM is then used to finetune the parameters.

Algorithm 4 Compile the PGM representation of a HCLT into an equivalent PC

```

1: Input: A PGM representation of a HCLT  $\mathcal{G}$  (e.g., Fig. 3(c)); hyperparameter  $M$ 
2: Output: A smooth and SD PC  $p$  equivalent to  $\mathcal{G}$ 
3: Initialize:  $\text{cache} \leftarrow \text{dict}()$  a dictionary storing intermediate PC units
4: Sub-routines:  $\text{PC\_leaf}(X_i)$  returns a PC input unit of variable  $X_i$ ;  $\text{PC\_prod}(\{n_i\}_{i=1}^m)$  (resp.  $\text{PC\_sum}(\{n_i\}_{i=1}^m)$ ) returns a product (resp. sum) unit over child nodes  $\{n_i\}_{i=1}^m$ .
5: foreach node  $g$  traversed in postorder (bottom-up) of  $\mathcal{G}$  do
6:   if  $\text{var}(g) \in \mathbf{X}$  then  $\text{cache}[g] \leftarrow [\text{PC\_leaf}(\text{var}(g)) \text{ for } i = 1 : M]$ 
7:   else # That is,  $\text{var}(g) \in \mathbf{Z}$ 
8:      $\text{chs\_cache} \leftarrow [\text{cache}[c] \text{ for } c \text{ in children}(g)]$  #  $\text{children}(g)$  is the set of children of  $g$ 
9:      $\text{prod\_nodes} \leftarrow [\text{PC\_prod}([\text{nodes}[i] \text{ for nodes in chs\_cache}]) \text{ for } i = 1 : M]$ 
10:     $\text{cache}[g] \leftarrow [\text{PC\_sum}(\text{prod\_nodes}) \text{ for } i = 1 : M]$ 
11: return  $\text{cache}[\text{root}(\mathcal{G})][0]$ 

```

B.2 GENERATING PCs FOLLOWING THE HCLT STRUCTURE

After generating the PGM representation of a HCLT model, we are now left with the final step of compiling the PGM representation of the model into an equivalent PC. Recall that we define the latent variables $\{Z_i\}_{i=1}^4$ as categorical variables with M categories, where M is a hyperparameter. As demonstrated in Alg. 4, we incrementally compile every PGM node into an equivalent PC unit through a bottom-up traverse (line 5) of the PGM. Specifically, leaf PGM nodes corresponding to observed variables X_i are compiled into PC input units of X_i (line 6), and inner PGM nodes corresponding to latent variables are compiled by taking products and sums (implemented by product and sum units) of its child nodes' PC units (lines 8-10). Leaf units generated by $\text{PC_leaf}(X)$ can be any simple univariate distribution of X . We used categorical leaf units in our HCLT experiments. Fig. 3(d) demonstrates the result PC after running Alg. 4 with the PGM in Fig. 3(c) and $M = 2$.

B.3 IMPLEMENTATION DETAILS OF THE PC LEARNING ALGORITHM

We adopted the EM parameter learning algorithm introduced in Choi et al. (2021), which computes the EM update targets using *expected flows*. Following Liu & Van den Broeck (2021), we use a hybrid EM algorithm, which uses mini-batch EM updates to initiate the training process, and switch to full-batch EM updates afterwards.

- Mini-batch EM: denote $\theta^{(\text{EM})}$ as the EM update target computed with a mini-batch of samples. An update with step-size η is: $\theta^{(k+1)} \leftarrow (1 - \eta)\theta^{(k)} + \eta\theta^{(\text{EM})}$.
- Full-batch EM: denote $\theta^{(\text{EM})}$ as the EM update target computed with the whole dataset. Full-batch EM updates the parameters with $\theta^{(\text{EM})}$ at each iteration.

In our experiments, we trained the HCLTs with 100 mini-batch EM epochs and 20 full-batch EM epochs. During mini-batch EM updates, η was annealed linearly from 0.15 to 0.05.

B.4 DETAILS OF THE COMPRESSION/DECOMPRESSION EXPERIMENT

Hardware specifications All experiments are performed on a server with 72 GPUs, 512G Memory, and 2 TITAN RTX GPUs. In all experiments, we only use a single GPU on the server.

IDF We ran all experiments with the code in the GitHub repo provided by the authors. We adopted an IDF model with the following hyperparameters: 8 flow layers per level; 2 levels; densenets with depth 6 and 512 channels; base learning rate 0.001; learning rate decay 0.999. The algorithm adopts an CPU-based entropy coder rANS. For (de)compression, we used the following script: https://github.com/jornpeters/integer_discrete_flows/blob/master/experiment_coding.py.

BitSwap We trained all models using the following author-provided script: https://github.com/fhkingma/bitswap/blob/master/model/mnist_train.py. The al-

gorithm adopts an CPU-based entropy coder rANS. And we used the following code for (de)compression: https://github.com/fhkingma/bitswap/blob/master/mnist_compress.py.

BB-ANS All experiments were performed using the following official code: <https://github.com/bits-back/bits-back>.

B.5 DETAILS OF THE PC+IDF MODEL

The adopted IDF architecture follows the original paper (Hoogeboom et al., 2019). For the PCs, we adopted EiNets (Peharz et al., 2020a) with hyperparameters $K = 12$ and $R = 4$. Instead of using random binary trees to define the model architecture, we used binary trees where “closer” latent variables in z will be put closer in the binary tree.

Parameter learning was performed by the following steps. First, compute the average log-likelihood over a mini-batch of samples. The negative average log-likelihood is the loss we use. Second, compute the gradients w.r.t. all model parameters by backpropagating the loss. Finally, update the IDF and PCs using the gradients individually: for IDF, following Hoogeboom et al. (2019), the Adamax optimizer was used; for PCs, following Peharz et al. (2020a), we use the gradients to compute the EM target of the parameters and performed mini-batch EM updates.