

## CONTEXT, JUDGEMENT, DEDUCTION

GRETA CORAGLIA AND IVAN DI LIBERTI

ABSTRACT. We introduce judgemental theories and their calculi to frame type theory and proof theory in the same mathematical framework. Our analysis sheds light on both the topics, providing a new point of view. In the case of type theory, we provide an abstract definition of type constructor featuring the usual formation, introduction, elimination and computation rules. In proof theory we offer a deep analysis of structural rules, demystifying some of their properties, and putting them into context. We finish the paper discussing the internal logic of a topos, a predicative topos, an elementary 2-topos et similia, and show how these can be organized in judgemental theories.

## CONTENTS

Introduction	1
1. Judgemental theories	5
2. Judgement calculi	8
3. Dependent types theories	14
4. Natural deduction calculi	29
5. Ce n'est pas un topos	38
References	44

## INTRODUCTION

Alles was überhaupt gedacht werden kann, kann klar gedacht werden. Alles, was sich aussprechen lässt, lässt sich klar aussprechen.

---

[Wit22, 4.116]

**General discussion.** As the title advertises, this paper is concerned with the notions of *context*, *judgement* and *deduction*. These three notions belong to Logic, but different communities with different backgrounds and cultures have quite different perspectives on them. The purpose of this paper is to present a mathematical and unified approach that accommodates these different takes on the topic of *deduction*, offering a new conceptual framing for deduction, rule and judgement. We will develop two applications of the theory we introduce, both to pay tribute to two major cultures concerned with the topic of deduction, namely the community of type theory [MLS84] and that of proof theory [TS00], and to provide evidence of its expressive power.

$$(\Delta) \frac{\heartsuit \vdash \clubsuit \quad \square \vdash \star}{\diamond \vdash \spadesuit}$$

---

Date: November 19, 2021.

Most of us will recognize the strings of symbols above as a prototypical representation of a deduction, which could be read as follows: *by*  $\Delta$ , *given*  $\heartsuit \vdash \clubsuit$  *and*  $\square \vdash \star$  *we deduce*  $\diamond \vdash \spadesuit$ . Yet, already at this point, a decent amount of caveats should be kept in mind. Let us focus on the following two examples, coming from our two major sources of inspiration.

$$\text{(DTy)} \quad \frac{\Gamma \vdash a : A \quad \Gamma.A \vdash B \text{ Type}}{\Gamma \vdash B[a] \text{ Type}} \quad \text{(Cut)} \quad \frac{x; \Gamma \vdash \phi \quad x; \Gamma, \phi \vdash \psi}{x; \Gamma \vdash \psi}$$

Despite their incredibly similar look, and the somehow parallel development in the same notational framework, there are some philosophical differences between the interpretation of the symbols above.

- TT) In type theories, especially those inspired by the reflections of Martin-Löf,  $\Gamma \vdash B \text{ Type}$  is intuitively seen as a *judgement*. A judgement is an act of knowledge [ML96, ML87] bound to a context ( $\Gamma$ ) and pertinent to an object ( $B$ ). For example,  $\Gamma \vdash B \text{ Type}$  could be read *Given*  $\Gamma$ ,  $B$  *is a type*. The ontological status of a context and an object is, in principle, very different. Also, and most notably, judgements can be of different kinds, claiming all sorts of possible things about their objects [ML96].
- PT) In proof theories,  $x; \Gamma \vdash \psi$  is intuitively seen as a *consecution*. A consecution is a relation between *structured formulae* ( $x; \Gamma$ ) and *formulae* ( $\psi$ ) [Kle67]. For example, the sequent  $x; \Gamma \vdash \psi$  could be read *The multiset of formulae*  $\Gamma$ , *in the variables*  $x$ , *entails*  $\psi$ . Besides the fact that structured formulae are multisets of formulae, there isn't an ontological difference between the glyphs appearing on the left and right side of the entailment.

Of course, we must acknowledge that these different points of view are mostly philosophical, that the oversimplification commanded by the length of this introduction stresses on them in a somewhat artificial way, and that some variations are allowed, for example [NVP08] adopts what we would call a more type theoretic perspective on proof theory, and indeed it is always possible to adopt a judgemental perspective on consecutions. These differences, though admittedly subtle and not that easy to detect on a technical level, dictate a part of the experts' intuition on the topics (see Section 2.1).

The purpose of this paper is precisely to conciliate these differences in a unified framework that can highlight and clarify in a more precise way the reason and the meaning for all these apparently specific phenomena. The deep connection between proof theory and type theory has of course been studied for a while, and its development falls under the paradigm that is mostly known as *propositions-as-types*. We here reboot this approach taking some ideas from [Jac99] to their limit.

As a necessary biproduct of such an effort we get a theory that has both the advantage of being very versatile and computationally meaningful. We also believe it establishes a clear philosophical view on context, judgement, and deduction.

**Our contribution.** We introduce the notion of judgemental theory using the language of category theory. Judgemental theories are philosophically inspired by Martin Löf's reflections on the topic of judgement [ML87, ML96], and technically grounded on the most recent developments in dependent type theory [Awo18, Uem19].

$$\Gamma \vdash H \mathbb{H} \quad g\lambda H \vdash F \mathbb{F}$$

Usually, when looking at the premises of a rule, we are confronted with a list of (nested) judgements, which then are transformed into another judgement by a rule.

The technical advantage of our notion is to allow natively for nested judgements. That is, for us a nested family of judgements is actually a whole judgement per se.

$$\Gamma \vdash H.\lambda F \ \mathbb{H}.\lambda F$$

This flexibility allows for a very algebraic treatment of type constructors, in a fashion that is somewhat inspired by Awodey's natural models. Judgment classifiers will be categories living over contexts, and functors between them will regulate deduction rules. In the example below, which is the formation rule for the  $\Pi$ -constructor in dependent type theory, the category  $\mathbb{U}.\Delta\mathbb{U}$  classifies the nested judgement in the premise of the rule (on the right).

$$\begin{array}{ccc} \mathbb{U}.\Delta\mathbb{U} & \xrightarrow{\Pi} & \mathbb{U} \\ & \searrow & \swarrow \\ & \text{ctx} & \end{array} \quad (\Pi F) \frac{\Gamma \vdash A \text{ Type} \quad \Gamma.A \vdash B \text{ Type}}{\Gamma \vdash \Pi_A B \text{ Type}}$$

We perfect the original approach à la Jacobs, where some of these ideas were evidently hinted at both in the treatment of propositional logic [Jac99, Chapter 2], and the treatment of type theories [Jac99, Chapter 10]. It also perfects Awodey's natural models, taking very seriously his algebraic presentation of some constructors: see for example the discussion at page 9 and later Prop. 2.4 in [Awo18]. It should be noticed that Logical Frameworks [HHP93] of Plotkin et. al, have a similar purpose, their framework is based on  $\lambda\Pi$ -calculus. Logical frameworks do rely on the notion of judgement in a substantial way, as we do, but their approach is somewhat much more syntactic.

In the next subsection, we will discuss in detail all the achievements of this framework on a technical level, we end this very qualitative discussion with a bird's-eye view on a list of advantages of our infrastructure.

- (1) We provide a very algebraic approach to the notion of rule, which is also suitable for a neat analysis of the proof theory associated to a deductive system.
- (2) In the case of type theory, this provides a clear definition of (dependent) type constructor, which was actually not available before, if not in a case-by-case form. We put into perspective the usual paradigm of rules (formation, introduction, elimination,  $\beta$ - and  $\eta$ -computation).
- (3) In a similar spirit, we provide an in depth analysis of what constitutes what in proof theory are called structural rules. We here see that branches in proof trees are cones in our framework.
- (4) We introduce a very general notion of *cut* for a judgemental theory, inspired by the classical cut of the Gentzen calculus. Surprisingly, type dependency in dependent type theory is precisely a type theoretic form of cut.
- (5) Our proofs are computationally meaningful. In a sense, this is due to the structural rigidity and the algebraicity of the framework. Each of our proofs needs to be as atomized and as transparent as possible, this will be particularly evident in our analysis of the proof theory generated by a dependent type theory with  $\Pi$ -types. The whole framework feels like a categorical proof assistant when doing proofs.

While this introduction seems to focus mainly on dependent type theories and natural deduction, the reader will notice that we have only chosen these two specific frameworks as an *exemplum* of the expressive power of this theory. Indeed we could have covered modal logic, infinitary logics and much more.

## Structure of the paper and main results.

*Section 1.* After the definition of (pre)judgemental theory (Definition 1.0.1), we introduce *judgemental theories* (Definition 1.0.3), these are the mathematical gadgets which the whole paper is built on. In a nutshell, judgemental theories are pre-judgemental theories closed under a family of categorical constructions which will modulate the deductive power of our logical systems. This section also defines the notion of axiom (Definition 1.0.7) and of substitutional judgemental theory (Definition 1.0.8).

*Section 2.* Each judgemental theory has an associated judgement calculus, which is a graphical bookkeeping of the categorical properties of the judgemental theory. In Section 2.1 we go through a critical analysis of the calculi of a dependent type theory and of natural deduction, both to highlight their main features and to have an inspirational account on what a calculus *should look like*. Then, in Section 2.2, Section 2.3 and Section 2.4 we declare the dictionary to translate a judgemental theory into its judgement calculus.

*Section 3.* In this section we show how to recover dependent type theories in our framework. After a definition of (judgemental) dependent type theory (Definition 3.0.1), we discuss its relation to natural models à la Awodey (Theorem 3.1.1) and comprehension categories à la Jacobs (Construction 3.2.1, Construction 3.2.2). The rest of the section is dedicated to showing that the judgement calculus of a dependent type theory recovers the usual calculus of a dependent type theory (dtt). In Section 3.3 we declare a dictionary to convert our notation in the standard notation of dtts. In Section 3.4 we recover context extension and type dependency, in Section 3.5  $\Pi$ -types, in Section 3.6  $\text{Id}$ -types. One can look at these subsections as a translation of the main results of [Awo18] in our language. Yet, our proofs are much more synthetic and computationally meaningful, as they need to be incredibly atomized. Section 3.7 introduces a general notion of type constructor, featuring the usual *formation*, *introduction*, *elimination* and *computation* rules. On a technical level, this is one of the most significant contributions of the paper, and of course the subsections 3.5 and 3.6, could be a corollary of this subsection. To clarify this, we recover  $\Sigma$ -types as a corollary of Section 3.7. Because a judgement calculus is essentially only a representation of the judgemental theory, our technology is much more than a *model of* dependent type theory, or a *categorical semantics* for calculi, it is intrinsically a very syntactic object.

*Section 4.* We then move to provide the correct judgemental infrastructure to sustain *natural deduction* for *first order logic*. Our exposition follows that in Section 3, meaning that we start from a (pre)judgemental theory (Definition 4.0.1), for readability reasons we pin-point a dictionary (Section 4.1), and discuss which rules it generates (Section 4.3, Section 4.4, Section 4.6). Construction 4.0.4 and Construction 4.0.6 will be familiar to any reader who knows a bit about doctrines. While a fibrational approach to first order logic has been around for a while, our novelty emerges in Section 4.2, in Construction 4.3.1, where we give a glimpse of the introduction of *monads as modalities* in the context of judgemental theories, and in the *treatment* of the cut rule (see Section 4.7). For historical reasons, we believe that the syntactic perspective here is much more digestible than in Section 3, and in fact the correspondence between proof trees and diagrams in the theory is very telling (see Remark 4.3.3).

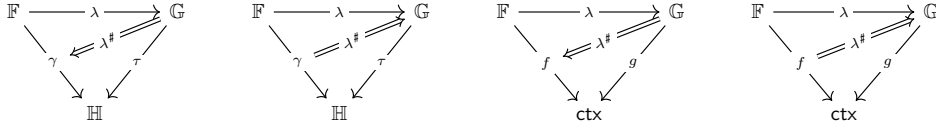
*Section 5.* This section frames the internal logic of a topos-like category in the language of dependent type theories. Our notion is perfectly suited to present the Mitchell-Bénabou language of a topos (Section 5.1). In Section 5.2 we introduce a notion of predicative (elementary) topos and show that it supports an essentially identically expressive internal logic, encoded by a dependent type theory. All infinitary pretopoi that we are aware of fall into our assumptions. Section 5.3 brings the previous discussion to the internal logic of an elementary 2-topos in the sense of Weber, and shows that its internal logic can also be organized via a dependent type theory. Our treatment perfects that of Weber handling size issues in a more precise way. Finally, we discuss a dependent type theory for the 2-category  $\text{Lex}$  (Section 5.4). While we do not claim that this dtt captures the internal logic of  $\text{Lex}$ , it re-organizes Gabriel-Ulmer duality in our framework.

**Acknowledgements.** The authors are especially grateful to *Nathanael Arkor* and *Jacopo Emmenegger* for their comments and for their guidance through the literature. We are grateful to *Pino Rosolini*, *Milly Maietti* and *Mike Shulman* for inspiring discussions.

## 1. JUDGEMENTAL THEORIES

**Definition 1.0.1** ((Pre)judgemental theory). A *pre-judgemental theory*  $(\text{ctx}, \mathcal{J}, \mathcal{R}, \mathcal{C})$  (contexts, judgements, rules, cuts) is specified by the following data:

- (ctx) a category (with terminal object  $\diamond$ );
- ( $\mathcal{J}$ ) a set of functors  $f : \mathbb{F} \rightarrow \text{ctx}$  over the category of contexts;
- ( $\mathcal{R}$ ) a set of functors  $\lambda : \mathbb{F} \rightarrow \mathbb{G}$ .
- ( $\mathcal{C}$ ) a set of 2-dimensional cells filling (some) triangles induced by the rules (functors in  $\mathcal{R}$ ) and the judgements (functors in  $\mathcal{J}$ ), as in the diagrams below.



**Notation 1.0.2.** Let us introduce a bit of terminology:

- *contexts*  $\Gamma, \Theta$  are objects of  $\text{ctx}$ , morphisms  $\sigma : \Theta \rightarrow \Gamma$  are *substitutions*,
- the element  $g : \mathbb{G} \rightarrow \text{ctx}$  of  $\mathcal{J}$  is the *classifier of the judgement*  $\mathbb{G}$ . We will often blur the distinction between the classifier and its judgement. The most common glyphs for judgements will be  $\mathbb{F}, \mathbb{G}, \mathbb{H}, \mathbb{O}, \mathbb{U}, \mathbb{V}, \mathbb{X}, \mathbb{Y}$ ,
- objects  $G$  in  $\mathbb{G}$  are usually named after corresponding capital letter,
- a classifier is *(op)substitutional* if it is a Grothendieck (op)fibration, especially when it matters, we will use the letter  $\mathbb{F}$  for fibrations and the letter  $\mathbb{O}$  for opfibrations,
- a *rule*  $\lambda$  is an element of  $\mathcal{R}$ ,
- a *cut*  $\lambda^\#$  is an element of  $\mathcal{C}$ ,
- for some special judgemental theories that happen to have an established notation we declare a switch of notation in the appropriate section.

**Definition 1.0.3** (Judgemental theory). A *judgemental theory*  $(\text{ctx}, \mathcal{J}, \mathcal{R}, \mathcal{C})$  is a pre-judgemental theory such that

- (1)  $\mathcal{R}$  and  $\mathcal{C}$  are closed under composition;
- (2) the judgements are precisely those rules whose codomain is  $\text{ctx}$ ;
- (3)  $\mathcal{R}$  and  $\mathcal{C}$  are closed under *finite limits* (see 1.0.10, 1.0.11 and 1.0.12), *#-liftings* (see 1.0.13) and *pastings* (see 1.0.15).

The rest of this section is dedicated to clarifying the technical aspects of this definition. In the next section we will see that these properties influence the deductive power of our logical systems. The more we put, the more we infer.

**Remark 1.0.4.** The condition (2) in Definition 1.0.3 is actually not needed, yet it is not harmful for the theory and it allows a cleaner axiomatization of (3), which otherwise would not look as pretty.

**Remark 1.0.5** (Infinitary judgemental theories). We could have allowed  $\lambda$ -small limits for  $\lambda$  a (regular) cardinal, so that we are actually studying *finitary* judgemental theories. In this paper we stick to this choice.

**Remark 1.0.6** (Economical presentations of judgemental theories). In the majority of concrete instances, a judgemental theory is presented by a pre-judgemental theory  $(\text{ctx}, \mathcal{J}, \mathcal{R}, \mathcal{C})$ , in the sense that we close the data of judgements, rules and cuts under finite limits and  $\sharp$ -liftings and pastings. This produces the smallest judgemental theory containing  $(\text{ctx}, \mathcal{J}, \mathcal{R}, \mathcal{C})$ .

**Definition 1.0.7** (Axioms). A (pre)judgemental theory  $(\text{ctx}, \mathcal{J}, \mathcal{R}, \mathcal{C})$  has *axioms* if the initial fibration over  $\text{ctx}$  is in  $\mathcal{J}$ .

**Definition 1.0.8** (Substitutionality). A (pre)judgemental theory  $(\text{ctx}, \mathcal{J}, \mathcal{R}, \mathcal{C})$  has *substitution* if the following two conditions are verified

- $\mathcal{J}$  contains all slices (see 1.0.16),
- for all fibrations  $\mathbb{F} \in \mathcal{J}$  and for all  $A \in f^{-1}(\Gamma)$ , the corresponding arrow  $A : \text{ctx}_{\Gamma} \rightarrow \mathbb{F}$  (see 1.0.16) is in  $\mathcal{R}$ .

For opsubstitutionality choose coslices and opfibrations, bisubstitutionality is defined as expected.

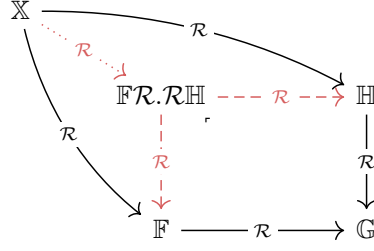
**Notation 1.0.9.** When a classifier  $\mathbb{X}$  is obtained by iterated pullback of classifiers along rules, we try to use a notation that keeps in mind this special property of the classifier. Consider thus the diagram below.

$$\begin{array}{ccccc}
 (\mathbb{H}.\lambda\mathbb{F})\gamma.\mathbb{V} & \overset{\text{r}}{\dashrightarrow} & & & \mathbb{V} \\
 \downarrow & & & & \downarrow \gamma \\
 \mathbb{H}.\lambda\mathbb{F} & \overset{\text{r}}{\dashrightarrow} & \mathbb{G} \times \mathbb{F} & \overset{\text{r}}{\dashrightarrow} & \mathbb{F} \\
 \downarrow & & \downarrow & & \downarrow f \\
 \mathbb{H} & \xrightarrow{\lambda} & \mathbb{G} & \xrightarrow{g} & \text{ctx}
 \end{array}$$

- We use the notation  $\mathbb{F} \times \mathbb{G}$  when we pullback classifiers along classifiers.
- When we pullback a classifier along a rule, we use the notation  $\mathbb{H}.\lambda\mathbb{F}$ . We can make sense of this as if we put an additional bound on  $\mathbb{F}$ , and this is induced from  $\mathbb{H}$  via  $\lambda$ . The reader will find more about this in 2.3.1.
- When we iterate this procedure, for example as in the diagram, we use the notation  $(\mathbb{H}.\lambda\mathbb{F})\gamma.\mathbb{V}$ . When  $g = f$  we write it  $\mathbb{H}\gamma.\lambda\mathbb{V}$ .

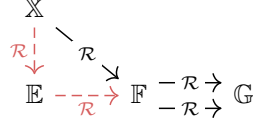
We are aware that this notation is not entirely economical, nor uniquely determined, but in the practical circumstances of this paper, it will be very useful.

**1.0.10** (Pullbacks).  $\mathcal{R}$  is closed under pullbacks in the sense that, given solid (black) spans and cones in  $\mathcal{R}$  as below, we have that all the red arrows belong to  $\mathcal{R}$ .




In this definition we see the advantage of including  $\mathcal{J}$  in  $\mathcal{R}$ , otherwise we would have to specify another axiom for the case in which the span is made of judgements. This could have been done without major differences, but would lead to an incredible proliferation of diagrams.

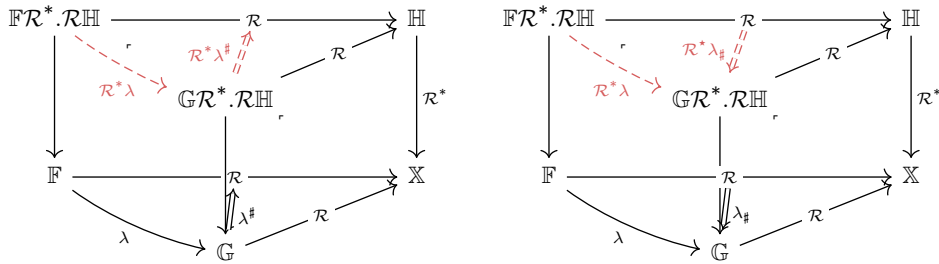
**1.0.11 (Equalizers).** Similarly to the case of pullbacks, we require that the equalizer  $\mathbb{E}$ , together with its limiting maps, belongs to the rules.



**1.0.12 (Powers).** We also require that, for all rules  $\mathbb{X} \rightarrow \mathbb{Y}$ , we can form the finite powers below in  $\mathcal{R}$  and that, as in 1.0.11 and 1.0.10, all the arrows induced by their universal properties by cones made of rules, are rules too.



**1.0.13 (#-lifting).** Consider a cut  $\lambda^\#$  as in the diagram below, and a rule  $\mathcal{R}^*$  which is a fibration. Then the pair  $(\mathcal{R}^* \lambda, \mathcal{R}^* \lambda^\#)$  belong to  $\mathcal{R}$  and  $\mathcal{C}$  (respectively). Similarly, for  $R^*$  an opfibration, we get the op-diagram on the right. Notice that in both cases the square containing  $\lambda$  and  $R^* \lambda$  commutes strictly.



*Proof of the existence of the arrows.* We only argue for the case of fibrations, the dual follows at once. Define  $\mathcal{R}^* \lambda$  as follows: to each pair  $(F, H)$  match a  $(\lambda F, H[\lambda_F^\#])$  obtained via the cartesian lift of  $\lambda_F^\#$ . Such a definition can be extended to maps using naturality of  $\lambda^\#$ . The natural transformation  $\mathcal{R}^* \lambda^\#$  at each  $(F, H)$  is just the cartesian map lifting  $\lambda_F^\#$ . □

**Remark 1.0.14.** We could not find any precise instance of #-liftings in the literature, our construction seems original. The most comparable results seems to be contained in [Gra66], see for example Thm. 2.10 in loc. cit.

**1.0.15** (Pasting). Given classifiers  $\mathbb{X}, \mathbb{Y}, \mathbb{Z}$ , rules  $\lambda, \lambda', \gamma$  and a cut  $\lambda^\#$ , we say that the judgemental theory is closed under pasting in the sense that the red natural transformations are cuts too.

$$\begin{array}{ccc}
\mathbb{X} & \xrightarrow{\lambda} & \mathbb{Y} & \xrightarrow{\gamma} & \mathbb{Z} & & \mathbb{X} & \xrightarrow{\gamma\lambda} & \mathbb{Z} \\
& \Downarrow \lambda^\# & & & & & & \Downarrow \gamma(\lambda^\#) & \\
\mathbb{X} & \xrightarrow{\lambda'} & \mathbb{Y} & & & & \mathbb{X} & \xrightarrow{\gamma\lambda'} & \mathbb{Z} \\
& & & & & & & & \\
\mathbb{Z} & \xrightarrow{\gamma} & \mathbb{X} & \xrightarrow{\lambda} & \mathbb{Y} & & \mathbb{Z} & \xrightarrow{\lambda\gamma} & \mathbb{X} \\
& & & \Downarrow \lambda^\# & & & & \Downarrow \lambda^\# & \\
& & & \mathbb{X} & & & & \mathbb{X} & \\
& & & \xrightarrow{\lambda'} & & & & \xrightarrow{\lambda'\gamma} & \\
& & & & & & & & 
\end{array}$$

**1.0.16** (On (co)slices). Recall that both the slice and the coslice over an object  $\Gamma$  can be obtained by pulling back the universal discrete opfibration  $\mathbf{Set}_\bullet \rightarrow \mathbf{Set}$  along the (co)representable functor.

$$\begin{array}{ccc}
(\mathbf{ctx}_\Gamma)^\circ & \dashrightarrow & \mathbf{Set}_\bullet \\
\downarrow & \lrcorner & \downarrow \\
\mathbf{ctx}^\circ & \xrightarrow{\mathbf{ctx}(-, \Gamma)} & \mathbf{Set}
\end{array}
\qquad
\begin{array}{ccc}
(\mathbf{ctx}_\Gamma) & \dashrightarrow & \mathbf{Set}_\bullet \\
\downarrow & \lrcorner & \downarrow \\
\mathbf{ctx} & \xrightarrow{\mathbf{ctx}(\Gamma, -)} & \mathbf{Set}
\end{array}$$

Because opfibrations are pullback stable, it follows that coslice is a discrete Grothendieck opfibration, while the slice is a discrete Grothendieck fibration<sup>1</sup>.

**1.0.17** (On the fibrational Yoneda). Then, it follows from the fibrational Yoneda lemma [Str74b] that,

$$\mathbf{Fib}(\mathbf{ctx}_\Gamma, \mathbb{F}) \cong f^{-1}(\Gamma) \quad \mathbf{opFib}(\mathbf{ctx}_\Gamma, \mathbb{H}) \cong h^{-1}(\Gamma),$$

where of course  $\mathbb{F}$  is a fibration,  $\mathbb{H}$  is an opfibration and a morphism of fibrations is supposed to be cartesian. It will be useful to have a precise description of the bijection, thus we present in the slice case. We will construct a function  $\chi : f^{-1}(\Gamma) \rightarrow \mathbf{Fib}(\mathbf{ctx}_\Gamma, \mathbb{F})$ . Of course, it is enough to construct an assignment,

$$f^{-1}(\Gamma) \times \mathbf{ctx}_\Gamma \rightarrow \mathbb{F}$$

$(A, \sigma) \mapsto A\sigma$  which is pointwise a fibration in the second component. But this is just a rephrasing of the property of fibrations of having *cartesian lifts* and  $A\sigma$  will be by definition the cartesian lift of  $\sigma$  at  $A$ . This alternative presentation of the fiber of an object will be useful to us in the later discussion. Similarly, let us recall recall the following isomorphism<sup>2</sup>,

$$\mathbf{Fib}(\mathbf{ctx}_\Gamma \cup \mathbf{ctx}_\Theta, \mathbb{F}) \cong f^{-1}(\Gamma) \times f^{-1}(\Theta).$$

## 2. JUDGEMENT CALCULI

In the previous section we have introduced judgemental theories, those are very concrete mathematical objects for which we have introduced a suggestive notation referencing some logical intuition. This section is devoted to grounding that intuition and showing that each (pre)judgemental theory is a *categorical proof assistant*. We will see how a judgemental theory automatically produces a deductive system via a process of translation. Actually, a judgemental theory is intrinsically a calculus of deduction in a very precise sense.

<sup>1</sup>While this is by far not the most elementary way to show it, it is a good one to remember which one is a fibration, and which one is an opfibration.

<sup>2</sup>Where  $\mathbf{ctx}_\Gamma \cup \mathbf{ctx}_\Theta$  is the coproduct in the category of fibrations.



This section will describe a way to translate the data of a judgemental theory  $(\text{ctx}, \mathcal{J}, \mathcal{R}, \mathcal{C})$  into a judgement calculus.

$$\begin{array}{c}
 \mathbb{U}.\Delta\mathbb{U} \xrightarrow{\quad \Pi \quad} \mathbb{U} \\
 \swarrow \quad \searrow \\
 \text{ctx}
 \end{array}
 \quad (\Pi F) \quad \frac{\Gamma \vdash A \text{ Type} \quad \Gamma.A \vdash B \text{ Type}}{\Gamma \vdash \Pi_A B \text{ Type}}$$

Of course, such a process of translation requires an almost formal definition of judgement calculus, which must be flexible enough to encode the usual calculi that are used in type theory and in proof theory. For the reasons expressed in the introduction, this is a non-trivial task.

**2.1. Prolegomena.** As we have hinted in the introduction, a very general definition of deductive system or *calculus* is much easier to describe than to actually define. Of course, one can make reference to [Res02], or to [MLS84], or to [HHP93], or to several variations of this notion, but there is no unified take we find satisfying. In this subsection we go through a critical analysis of the deductive systems of a dependent type theory and of a proof theory to better motivate the choices of the next subsection.

**2.1.1. The deductive system of a DTT.** From a very syntactic point of view, it is hard to say what a (dependent) type theory is. There are indeed several approaches in the literature, and the very notion of type theory is somehow (intentionally) fuzzy. We would go as far as to say that a complete agreement on the matter does not exist. Of course, this flexibility is part of the richness of this theory. The informality in the definition of rule and type constructor is one of the reasons for which the topic of (categorical) semantics for dependent type theory is both so popular and so useful in the theoretical research on dependent type theory. We refer to [Mar84], [Hof97] and [Alt17] for an exemplification of the intellectual debate on this topic. Most sources would probably agree that to declare (the calculus of) a dependent type theory means to specify three boxes of data.

(S) Syntax (contexts, types, terms): a theory of dependent types is -informally- a formal system dealing with *types* and *terms* in *context*. From a symbolic point of view, these are a bunch of glyphs that we use as atoms of our language.

$$\Gamma \quad A \quad a : A$$

(J) Judgements (about contexts, types, terms): a judgement is a very simple sentence made up of symbols from the syntax, and whose intention is to somehow bound together pieces of atomic data. The most simple type theories of the sort we refer to present three possible (kinds of) judgements,

$$\vdash \Gamma \text{ ctx} \quad \Gamma \vdash A \text{ Type} \quad \Gamma \vdash a : A$$

Informally interpreted as  $\Gamma$  is a context,  $A$  is a type in context  $\Gamma$ ,  $a$  is a term of type  $A$  in context  $\Gamma$ .

(R) Rules (to declare new types, terms, and interact with the syntax): Finally, we should be able to interact with and declare a type. For those that are acquainted with a programming language, this need is completely evident. Indeed we might want to introduce a type which is constructed from other types.

$$(\text{DTy}) \quad \frac{\Gamma \vdash a : A \quad \Gamma.A \vdash B \text{ Type}}{\Gamma \vdash B[a] \text{ Type}}$$

Depending on the complexity of the theory, beyond a bunch of basic rules (like type and term dependency (Section 3.4)), we find type constructors. Type constructors are packages of rules, labelled by their feature, that allow

to construct new types from old ones. Below we list the inescapable labels, for a constructor whose name is - say -  $\Phi$ ,

$\Phi F$  Some *formation rule(s)*, presenting the type. They specify under which circumstances we can assume it to exist (or, from the point of view of programming languages, we can form it). By circumstances, we usually refer to syntactic data.

$\Phi I$  Some *introduction rule(s)*, producing a generic term. Given a set of syntactic data, they tell how to cook up a term of the new type.

$\Phi E$  Some *elimination rule(s)*, specifying the interaction between a term of the new type and the terms of the types that contributed to the formation of the new type.

These three packages of data reflect the necessities of a type theory: indeed, type theory emerged as a foundational framework, but from a cultural point of view its history is intertwined with that of programming languages. This deep interaction has shaped several aspects of type theory, we will see this especially in the declarative and interactive nature of the Rules box. Let us stress on the fact that, besides these informal distinctions, there is no formal definition of a type constructor, nor of a rule.

While the three boxes of Syntax, Judgements, and Rules are definitely there in any type theory, the list of rules, judgments, and the sort of symbols that inhabit them is subject to major choices. Even those that we have listed can be seen as somewhat arbitrary. Still, we believe that in any reasonable type theory the data above will be included. In most of the concrete instances, type theories are even richer than what we have listed above:

- *morphisms of contexts* are usually added to Syntax;
- *definitional equality* is usually added to Judgements;
- *$\beta$ - and  $\eta$ -computation* are almost always added to Rules, and through definitional equality they determine how introduction and elimination interact with one another. Also, we will see to that our type theory has *context formation*, which stands for a set of rules that form fresh contexts from existing types. Finally, if the syntax is enriched with morphisms of contexts, there might be rules regulating their interaction with judgements (that would be *substitution*).

A vast majority of computer scientists and type theorists would probably classify  $\beta$ - and  $\eta$ - computation as an essential feature of a type theory.

2.1.2. *Proof theory.* For the case of Proof theory, it is actually easier to specify a calculus. In the following presentation, are mostly inspired by [Res02, Def 2.18], but our presentation is coherent with the treatment of [NVP08] and [TS00] too.

When specifying a natural deduction calculus we provide three boxes of data:

- (S) Syntax (variables, formulae): a natural deduction calculus is -informally- a formal system dealing with *variables*, *lists of formulae* and *formulae*. From a symbolic point of view, these are glyphs that will be the atom of our calculus,

$$x \quad \Gamma \quad \phi.$$

Often punctuation symbols as the semicolon ; are used too to combine the symbols.

- (S) Sequents: a sequent is a very simple sentence made up of symbols from the syntax, and whose intention is to specify an entailment relation between the data on the left and the data on the right of the entailment symbol,

$$x; \Gamma \vdash \phi.$$

For example, the sequent above could be read *the list of formulae in  $\Gamma$  entails the formula  $\phi$ , and they all have (at most) free variables in  $x$ .*

- (R) Rules: in sequent calculus rules are used to state atomic consequences, they transform a family of sequents into (family) of sequent(s).

$$\text{(Cut)} \quad \frac{x; \Gamma \vdash \phi \quad x; \Gamma, \phi \vdash \psi}{x; \Gamma \vdash \psi}$$

Traditionally, there is a distinction between *structural* rules [Res02, 2.23] and *other rules*. Referring to [Res02, pag. 26], the structural rules influence what we can prove. The more structural rules you have, the more you will be able to prove. The other rules are more in the spirit of type constructors and they account for the behavior of the logical operators, like  $\wedge, \vee, \forall, \exists$ . In modal logics, they can account for the behavior of modal operators too.

It is pretty intuitive that we can treat a sequent as a form of judgement. This just amounts to a re-tuning of our intuition with respect to the way we are used to read sequents. On the other hand it is not entirely trivial to find a precise correspondence between the rules of proof theory and the constructors of type theory. For example, for the reason that there isn't a precise definition of constructor, nor a classification of them.

2.1.3. *Judgement calculi.* Given the discussion above, our challenge is pretty clear: how to accommodate type constructors and deduction rules in a conceptually unified and technically coherent framework? How to treat sequents as judgements? Let us dive into the definitions. For us, to declare a judgement calculus means to specify three boxes of data:

- (S) Syntax (contexts and objects);
- (J) Judgements (acts of knowledge *bound* to a context and *pertaining to* (a list of) an object(s));
- (R) Rules (transforming judgements into other judgements).

2.2. **Syntax.** Let  $(\text{ctx}, \mathcal{J}, \mathcal{R}, \mathcal{C})$  be a (pre)judgemental theory. Then its corresponding judgement calculus has in its Syntax box letters for each context and each object in a judgement classifier.

$$\frac{\Gamma \quad \Gamma \in \text{ctx}}{F \quad F \in \mathbb{F}}$$

2.3. **Judgements.** Judgemental calculi include two main type of judgements for each  $\mathbb{J} \in \mathcal{J}$ .

- The first kind of judgement acknowledges a  $\mathbb{J}$ -empirical evidence and clarifies the status of an object. For  $F \in f^{-1}(\Gamma)$ , then we find in our set of judgement the writing

$$\Gamma \vdash F \mathbb{F}.$$

This can be understood as *Given  $\Gamma$ ,  $F$  exists* or *Given  $\Gamma$ ,  $G$  is green*, or *Given  $\Gamma$ ,  $M$  is made of marble*.

- The second kind of judgement is an identity checker for the quality classified by the judgement. We will write

$$\Gamma \vdash F =_{\mathbb{F}} F',$$

when  $F, F' \in f^{-1}(\Gamma)$  and  $F = F'$ . This could be read as *Given  $\Gamma$ ,  $F$  and  $F'$  are indistinguishable by existence*<sup>3</sup>, or *Given  $\Gamma$ ,  $F$  and  $F'$  are indistinguishable by green*.

---

<sup>3</sup>This could be actually read *Are identical*.

In the table below, we find on the left column the judgement and on the right its translation in terms of the judgemental theory.

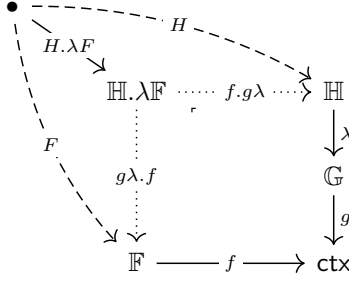
$$\frac{\Gamma_1 \vdash F_1 \mathbb{F} \quad \dots \quad \Gamma_n \vdash F_n \mathbb{F} \quad (F_1 \dots F_n) \in f^{-1}(\Gamma_1) \times \dots \times f^{-1}(\Gamma_n)}{\Gamma \vdash F =_{\mathbb{F}} F' \quad F, F' \in f^{-1}(\Gamma) \text{ and } F = F'}$$

It might seem that such simple judgements do not guarantee much in terms of expressiveness. This is in fact far from the truth! Recall that a judgemental theory is closed under finite limits and several constructions, thus we obtain an incredible variety of complex judgements.

**2.3.1** (Nested judgements: pullbacks). Let  $(\text{ctx}, \mathcal{J}, \mathcal{R}, \mathcal{C})$  be a judgemental theory and consider a judgement of the form,

$$\Gamma \vdash H.\lambda F \quad \mathbb{H}.\lambda \mathbb{F}.$$

We will see that such a judgement classifies a nested family of judgements, depending on the data of  $\mathbb{H}, \mathbb{F}$  and  $\lambda$ .



By inspecting the pullback diagram that defines  $\mathbb{H}.\lambda \mathbb{F}$  we can see that judgements of this form are in bijection with pairs of judgements of the form,

$$\Gamma \vdash H \mathbb{H} \quad g\lambda H \vdash F \mathbb{F}.$$

This means that we are entitled to see the line above, which is composed of two related but separate judgements (in possibly different contexts!), as a single one (in context  $\Gamma$ ). We call judgements of this form *nested*.

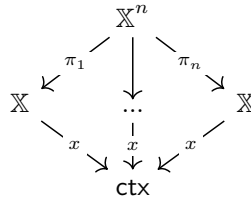
As a string of symbols, notice that a nested judgement is an informal judgement, in the sense that it is not well defined in our framework. Despite this, we will feel free to use notations as that above because they are a bit easier to parse from a human perspective. This means that for the rest of the paper we will write

$$\frac{\Gamma \vdash H.\lambda F \quad \mathbb{H}.\lambda \mathbb{F}}{\Gamma \vdash H \mathbb{H} \quad g\lambda H \vdash F \mathbb{F}}.$$

to intend that the synthetic judgment below is an *alias* for the nested judgement above, which is defined in our context.

Our notation  $(\mathbb{H}.\lambda \mathbb{F})$  retains almost all the information needed to predict the kind of nested judgements we classify. This also explains why we write composed judgements the way we do: we think of the component in  $\mathbb{H}$  to be free, while that in  $\mathbb{F}$  is bounded via the map  $\lambda$ .

**Example 2.3.2** (Lists). Let  $\mathbb{X}$  be a judgement classifier, and consider  $\mathbb{X}^n$ , which is given by the (wide) pullback below,



then the judgement  $\Gamma \vdash X_1 \cdots X_n \mathbb{X}^n$  can be interpreted as a list of judgements, as described below.

$$\frac{\Gamma \vdash X_1 \cdots X_n \mathbb{X}^n}{\Gamma \vdash X_1 \mathbb{X} \quad \cdots \quad \Gamma \vdash X_n \mathbb{X}}$$

Notice that the fact that a judgemental theory is by definition closed under finite products implies that these judgements are always available.

**Example 2.3.3** (Composable arrows). Let  $\mathbb{C}$  a category and consider the following pullback as on the left. The resulting nested judgement, then, reads as on the right and classifies composable arrows in  $\mathbb{C}$ .

$$\begin{array}{ccc} \mathbb{C}^\rightarrow \text{dom.cod} \mathbb{C}^\rightarrow & \dashrightarrow & \mathbb{C}^\rightarrow \\ \downarrow & & \downarrow \text{dom} \\ \mathbb{C}^\rightarrow & \xrightarrow{\text{cod}} & \mathbb{C} \end{array} \qquad \frac{C \vdash (f, g) \mathbb{C}^\rightarrow \text{dom.cod} \mathbb{C}^\rightarrow}{C \vdash f \text{ cod} \quad C \vdash g \text{ dom}}$$

The examples above are not particularly interesting, though we believe they give an intuition of the expressive power of nested judgements. We hope Section 3 will be definitive proof.

**2.3.4** (Nested judgements: equalizers). Similarly to the previous case, equalizers classify nested judgements of the kind below.

$$\mathbb{E}(\lambda, \lambda') \dashrightarrow \mathbb{F} \xrightarrow[\lambda']{\lambda} \mathbb{G} \qquad \frac{\Gamma \vdash F \mathbb{E}(\lambda, \lambda')}{\Gamma \vdash F \mathbb{F} \quad \Gamma \vdash \lambda F =_{\mathbb{G}} \lambda' F}$$

**2.4. Rules.** Let  $(\text{ctx}, \mathcal{J}, \mathcal{R}, \mathcal{C})$  be a judgemental theory. Consider judgements and a rule as in the diagram below, for each rule  $\lambda : \mathbb{F} \rightarrow \mathbb{G}$  and each judgement  $\Gamma \vdash F \mathbb{F}$ , we will write as follows (on the right).

$$\begin{array}{ccc} \mathbb{F} & \xrightarrow{\lambda} & \mathbb{G} \\ f \downarrow & & \downarrow g \\ \text{ctx} & & \text{ctx} \end{array} \qquad (\lambda) \frac{\Gamma \vdash F \mathbb{F}}{g \lambda F \vdash \lambda F \mathbb{G}}$$

From a technical level, this is just a compact way to organize the data of the functoriality of  $\lambda$ . Indeed it is true that  $\lambda F \in g^{-1}(g \lambda F)$ , so that  $g \lambda F \vdash \lambda F \mathbb{G}$  is actually a judgement in our framework. This is the only kind of rule that we admit in our judgemental calculi, and in a sense all the rules are the same, there are no intrinsic labels like *structural*, *introduction*, *elimination*, and so on. Yet, similarly to the case of judgements, the closure under finite limits guarantees an incredible richness of rules, as we will see for the rest of the subsection.

**2.4.1** (Substitutionality). Let  $(\text{ctx}, \mathcal{J}, \mathcal{R}, \mathcal{C})$  be a substitutional judgemental theory. Consider a judgement  $\Gamma \vdash F \mathbb{F}$ , where  $\mathbb{F}$  is substitutional. Then we know that it corresponds to a morphism between the corresponding fibration, as in the diagram below. Thus, we can interpret a judgement as a very special rule. Notice that this rule *applies* an object to the reparametrization, not the vice versa!

$$\begin{array}{ccc} \text{ctx}/\Gamma & \xrightarrow{F} & \mathbb{F} \\ & \searrow & \downarrow f \\ & & \text{ctx} \end{array} \qquad (F) \frac{\Theta \vdash \sigma \text{ctx}/\Gamma}{\Theta \vdash F \sigma \mathbb{F}}$$

Similarly for an opfibration  $\mathbb{H}$  and a judgement  $\Gamma \vdash H \mathbb{H}$  we obtain the analogous rule.

$$\begin{array}{ccc}
 \text{ctx}_{\Gamma/} & \xrightarrow{H} & \mathbb{H} \\
 & \searrow & \swarrow f \\
 & & \text{ctx}
 \end{array}
 \quad (H) \quad \frac{\Theta \vdash \sigma \text{ ctx}_{\Gamma/}}{\Theta \vdash H\sigma \mathbb{H}}$$

Of course, from the point of view of *substitution*, we must acknowledge that this construction takes in as input judgements in context  $\Gamma$  and produces judgements in context  $\Theta$ . When we want to keep this intuition, we will improperly write the following.

$$(\sigma : \Theta \rightarrow \Gamma) \quad \frac{\Gamma \vdash F \mathbb{F}}{\Theta \vdash F\sigma \mathbb{F}} \qquad (\sigma : \Gamma \rightarrow \Theta) \quad \frac{\Gamma \vdash H \mathbb{H}}{\Theta \vdash H\sigma \mathbb{H}}$$

Similarly to the case of nested judgments, the two rules above are just aliases for the correct implementation of the rules of type  $\mathbb{F}$  and  $\mathbb{H}$ , which are the only ones well defined in our framework.

**2.4.2 (Cuts).** Let  $(\text{ctx}, \mathcal{J}, \mathcal{R})$  be a substitutional judgemental theory and consider the data of a rule as in the diagram below, where  $f : \mathbb{F} \rightarrow \text{ctx}$  is substitutional. By substitution along the components of  $\lambda^\#$  we get the (improper) rule on the right.

$$\begin{array}{ccc}
 \mathbb{F} & \xrightarrow{\lambda} & \mathbb{G} \\
 & \searrow f & \swarrow g \\
 & & \text{ctx}
 \end{array}
 \quad (\lambda^\#) \quad \frac{\Gamma \vdash F \mathbb{F}}{g\lambda F \vdash F\lambda_F^\# \mathbb{F}}$$

And, if we spell out the kind of rules that are implied by  $\#$ -liftings, we obtain (from the cut on the left in 1.0.13) the following rule on the right.

$$(\lambda^\#) \quad \frac{\Gamma \vdash F \mathbb{F}}{g\lambda F \vdash F\lambda_F^\# \mathbb{F}} \qquad (h^* \lambda^\#) \quad \frac{\Gamma \vdash F \mathbb{F} \quad \Gamma \vdash H \mathbb{H}}{(g\lambda F \vdash F\lambda_F^\# \mathbb{F}) \quad g\lambda F \vdash H\lambda_F^\# \mathbb{H}}$$

**Remark 2.4.3 (Rules with many outputs).** The notion of nested judgement 2.3.1 and of our calculus as a whole have one additional very useful feature, and that is allowing for multiple consequents *simultaneously*. In fact, it is very common that one might want to write rules that deduce several judgements from the same (set of) judgement(s), but writing it organically is somewhat frowned upon, so that one usually encounters a proliferation of rules (for example two elimination rules in Section 3.6 and in Section 4.4). While we mostly follow the tradition with regard to this, the attentive reader will see that in fact they are always the product of the “break-down” of a single nested judgement. We make this explicit once in Remark 3.4.4.

### 3. DEPENDENT TYPES THEORIES

In this section we show what features must a judgemental theory have in order to support dependent type theory. We show it produces desired rules, and with respect to this provide some evidence of the computational power of judgemental theories. We then pin-point which rules one needs to add in order to gain typically desirable constructors, for example dependent products and identity. In doing so, we learn something about constructors in general and give a (unifying) definition of type constructor.

**Definition 3.0.1 (Dependent type theory).** A *dependent type theory* is a substitutional judgemental theory presented by fibrations  $u, \hat{u}$  related as in the following

diagram.

$$\begin{array}{ccc}
 \dot{\mathbb{U}} & \xrightleftharpoons[\Sigma]{\Delta} & \mathbb{U} \\
 \searrow i & & \swarrow u \\
 & \text{ctx} &
 \end{array}$$

To be precise, we mean that the solid subdiagram is strictly commuting, and that  $\Sigma$  has a right adjoint  $\Sigma \dashv \Delta$ . We also require that both the unit and the counit  $(\epsilon, \eta)$  are cartesian natural transformations. We call this jDTT, for short.

We think of  $\mathbb{U}$  as classifying types,  $\dot{\mathbb{U}}$  as classifying terms, and the functor  $\Sigma$  as the one performing the typing. Its adjoint  $\Delta$  will interpret context extension.

**Remark 3.0.2** (Notational caveats). As we mentioned in 1.0.9 our notation, while being very telling, sometimes hides pieces of data. For example one finds that  $\dot{\mathbb{U}}.\Sigma\dot{\mathbb{U}} \cong \dot{\mathbb{U}} \times \dot{\mathbb{U}}$ . This is an instance of the fact that, depending on the choice of maps along which one performs the pullbacks (and depending on the order in which one does so), one gets a classifier that is either nested, or it is not. In general, the *nesting degree* is subject to change. Such equations, though unpretty, will be interesting from the point of view of the theory. Each time something of this kind happens, we will state it explicitly.

**3.1. From natural models to (judgemental) dependent type theories.** Recall that a natural model in the sense of [Awo18] is the data of

- (1) a category  $\text{ctx}$  with terminal object;
- (2) an arrow  $p : \dot{U} \rightarrow U$  in the presheaf category;  $\text{Psh}(\text{ctx})$
- (3) some *representability data*. This means that for all cospans as in the diagram below, we are given an object  $\Gamma.A \in \mathbb{C}$ , a morphism  $\delta_A : \Gamma.A \rightarrow \Gamma$  in  $\mathbb{C}$  and an arrow  $q_A : \mathfrak{z}(\Gamma.A) \rightarrow \dot{U}$ , such that the square below is a pullback.

$$\begin{array}{ccc}
 \mathfrak{z}(\Gamma.A) & \dashrightarrow^{q_A} & \dot{U} \\
 \downarrow \mathfrak{z}(\delta_A) & & \downarrow p \\
 \mathfrak{z}\Gamma & \longrightarrow A \longrightarrow & U
 \end{array}$$

**Theorem 3.1.1.** A natural model is the same thing as a (judgemental) dependent type theory where the types and terms fibrations are discrete fibrations.

*Proof.* There is a clear correspondence between couples  $(\text{ctx}, p : \dot{U} \rightarrow U)$  and triangles as below, where  $\dot{\mathbb{U}}, \mathbb{U}$  are discrete fibrations. The correspondence is given by the Grothendieck construction.

$$(\text{ctx}, p : \dot{U} \rightarrow U) \quad \begin{array}{ccc}
 \dot{\mathbb{U}} & \xrightarrow{\Sigma_p} & \mathbb{U} \\
 \searrow i & & \swarrow u \\
 & \text{ctx} &
 \end{array}$$

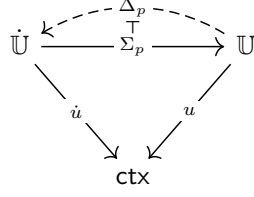
The proof will follow at once from Proposition 3.1.2. □

**Proposition 3.1.2.** In the notation of the proof above, the following are equivalent.

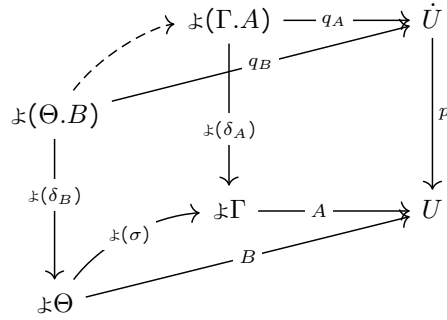
- (1) We are provided with some representability data for  $p$ .
- (2) The functor  $\Sigma_p$  has a right adjoint, whose unit and counit are cartesian.

*Proof.*

(1  $\Rightarrow$  2) We will now construct the functor  $\Delta_p$  provided that  $p$  is representable.

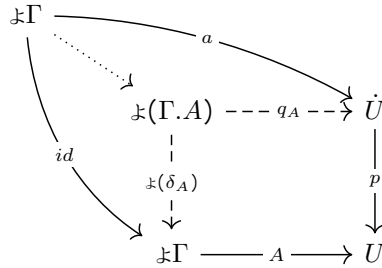


Consider an object  $A \in \mathbb{U}$ , recall that it corresponds, with abuse of notation, to an arrow  $A : \downarrow uA \rightarrow U$ . Then, we map  $A \mapsto q_A$ , living over  $u(\Gamma.A)$ . On a substitution  $\sigma : \Theta \rightarrow \Gamma$  we take pullbacks as depicted below.



We now need to show that  $\Sigma_p \dashv \Delta_p$ . The easiest thing is to provide the unit and the counit, which will be cartesian, too.

- ( $\epsilon$ ) We want to construct an arrow  $\epsilon_A : \Sigma_p \Delta_p A \rightarrow A$ . We define it to be the cartesian lift of  $\delta_A$  at  $A$ . Now we need to show that this is a natural transformation, but that follows from the universal property of cartesian lifts. In fact, for each  $s : B \rightarrow A$ , the composition  $s \circ u^* \delta_B$  is the cartesian lift of  $\sigma \circ \delta_B$ ,  $u^* \delta_A \circ \Sigma_p \Delta_p s$  that of  $\delta_A \circ \Delta_p(\sigma)$ , and  $\delta_A \circ \Delta_p(\sigma) = \sigma \circ \delta_B$ , therefore, by uniqueness (up to iso) of the cartesian lift,  $u^* \delta_A \circ \Sigma_p \Delta_p s = s \circ u^* \delta_B$  too.
- ( $\eta$ ) We want to construct an arrow  $a : \downarrow \Gamma \rightarrow \Delta_p \Sigma_p a$ . This is also obtained by cartesian lift, that of  $\gamma_a$  induced by the dotted arrow in the diagram below.



Naturality follows as for  $\epsilon$ .

Triangle identities of  $(\epsilon, \eta)$  lie above commutative diagrams, for  $\Sigma_p$  and  $\Delta_p$  respectively

$$id_{\Gamma} = \delta_A \circ \gamma_a \quad \text{and} \quad id_{\Gamma.A} = \delta_A \delta_A \circ \gamma_{q_A},$$

therefore they are satisfied again by uniqueness (up to iso) of the cartesian lift.



(2)  $\Rightarrow$  (1) The diagram below describes the representability data.

$$\begin{array}{ccc}
 \mathfrak{J}(u\Sigma_p\Delta_p A) & \dashrightarrow^{\Delta_p A} & \dot{U} \\
 \downarrow \mathfrak{J}(u(\epsilon_A)) & & \downarrow p \\
 \mathfrak{J}\Gamma & \xrightarrow{A} & U
 \end{array}$$

It is a pullback by the universal property of  $\epsilon$ : for each pair  $(\sigma, b)$  such that  $A \circ \sigma = p \circ b$ , there is a map

$$s : p \circ b = \Sigma_p(b) \rightarrow A$$

induced by precomposition with  $\sigma$ . Therefore there must be a unique  $\phi$  such that  $\epsilon \circ \Sigma_p \phi = s$ . Now  $u(\Sigma_p \phi)$  gives the desired map into  $u\Sigma_p\Delta_p A$ .  $\square$

**3.2. jDTTs vs comprehension categories.** Another categorical approach to dependent type theories which is historically very meaningful was given by Jacobs in [Jac99]. This is the theory of comprehension categories and it is inherently presented in the form of a pre-judgemental theory as below.

$$\begin{array}{ccc}
 \mathbb{U} & \xrightarrow{\text{disp}} & \text{ctx}^{\rightarrow} \\
 \searrow u & & \swarrow \text{cod} \\
 & & \text{ctx}
 \end{array}$$

Jacobs lacks our perspective on judgements, especially for the classifier  $\text{ctx}^{\rightarrow}$ , while he essentially agrees with us on the intuition for  $\mathbb{U}$ . That said, comprehension categories clearly realize some form of context extension, and that is given by display maps.

**Construction 3.2.1** (From jDTTs to comprehension categories). Each judgemental dependent type theory produces a comprehension category as described by the steps below.

$$\begin{array}{ccc}
 \mathbb{U} \xrightarrow{\Delta} \dot{\mathbb{U}} \xrightarrow{\Sigma} \mathbb{U} \xrightarrow{u} \text{ctx} & & \mathbb{U} \xrightarrow{\Delta} \dot{\mathbb{U}} \\
 \searrow \epsilon \Downarrow \text{id} \nearrow & & \swarrow u \searrow \delta \swarrow \dot{u} \\
 & & \text{ctx}
 \end{array}$$

$$\begin{array}{ccc}
 \mathbb{U} \xrightarrow{\dot{u}\Delta} \text{ctx} & & \mathbb{U} \xrightarrow{\text{disp}} \text{ctx}^{\rightarrow} \\
 \searrow \delta \Downarrow u \nearrow & & 
 \end{array}$$

It is enough to follow the picture from left to right (and top to bottom) to see how a judgemental dependent type theory in our sense produces a *display* functor, which thus specifies a comprehension category.

Of course it is a legitimate question to ask whether every comprehension category can be realized via a judgemental dependent type theory, and indeed something can be said on the topic.

**Construction 3.2.2** (From comprehension categories to jDTTs). Consider a comprehension category as described at the beginning of the subsection. Then it produces a couple of parallel functors connected by a natural transformation  $\delta$ , as displayed in the left part of the diagram above, where  $u$  is a fibration.

$$\begin{array}{ccc}
\mathbb{U} & \xrightarrow{\text{disp}} & \text{ctx}^{\rightarrow} \\
\mathbb{U} & \xrightarrow{\quad d \quad} & \text{ctx} \\
& \delta \downarrow & \\
& \xrightarrow{\quad u \quad} & 
\end{array}
\qquad
\begin{array}{ccc}
& & \text{ctx}/d \\
& \Delta_d \nearrow & \downarrow \delta \\
\mathbb{U} & \xrightarrow{\quad \Sigma_d \quad} & \text{ctx} \\
& \nwarrow & \downarrow u \\
& & 
\end{array}$$

Following [Tay90, Ex 1.56], we construct the Scott-trace of  $d$ , i.e. we factor it  $\mathbb{U} \rightarrow \text{ctx}/d \rightarrow \text{ctx}$  via a right adjoint followed by a fibration. Notice that because this factorization is obtained by computing a comma category, which is a finite 2-limit, the whole construction is performed within the expressive power of the judgemental theory. Still, there is no reason why  $\Sigma_d$  should be in  $\mathcal{J}$ .

**Definition 3.2.3** (Comprehension categories with *typing*). A comprehension category *has typing* if

- the adjunction  $\Sigma_d \dashv \Delta_d$  has cartesian (co)units;
- the (red) triangle commutes.

$$\begin{array}{ccc}
\mathbb{V} & \xleftarrow{\Delta_d} & \mathbb{U} \\
& \Sigma_d \dashv & \\
& \xrightarrow{\quad v \quad} & \text{ctx} \\
& & \xleftarrow{\quad u \quad}
\end{array}$$

Putting together the content of the subsection, we obtain two correspondences relating comprehension categories with typing to (judgemental) dependent type theories.

$$\begin{array}{ccc}
& \text{Construction 3.2.1} & \\
& \curvearrowright & \\
(\text{J})\text{DTT} & & \text{TCC} \\
& \curvearrowleft & \\
& \text{Construction 3.2.2} & 
\end{array}$$

The construction is far to be a bijection (this follows from the fact that the Scott-trace is not an *orthogonal* factorization system), and since we haven't introduced a notion of morphism between judgemental theories it is not even functorial. We believe that there is much more to do in this direction, and hope to do so in the future, but the theory of judgements presented in this paper has yet to be developed to the point of being able to define what a morphism of jDTTs should even be.

**3.3. Dictionary.** Dependent type theory has a well established notation, which we switch to in this subsection. The table below declares the dictionary between our framework and the classical notation.

Following the presentation in Section 2.1, it will need to take into account Syntax (but there is not much to say there), Judgements, and Rules. What we adopt here is a one-to-one rewriting of (some) components introduced in Section 2 in order to make the calculations we will see more transparent. Still, each string of symbols will simply represent its categorical backbone.

**3.3.1. Dictionary for judgements.** As we mentioned in Definition 3.0.1, we think of  $\mathbb{U}$  as classifying types,  $\mathbb{U}$  as classifying terms, and of  $\Sigma$  as performing the typing. We make this clear with the choices in the translation that follow. (Sometimes we might omit the word **Type** for brevity).

$\frac{\Gamma \vdash A \mathbb{U}}{\Gamma \vdash a \dot{\mathbb{U}} \quad (\Gamma \vdash A \mathbb{U} \quad \Gamma \vdash \Sigma a =_{\mathbb{U}} A) \quad \Gamma \vdash A =_{\mathbb{U}} B \quad (\Gamma \vdash A \mathbb{U} \quad \Gamma \vdash B \mathbb{U}) \quad \Gamma \vdash a =_{\dot{\mathbb{U}}} b \quad (\Gamma \vdash A \mathbb{U} \quad \Gamma \vdash \Sigma a =_{\mathbb{U}} A \quad \Gamma \vdash \Sigma b =_{\mathbb{U}} A)}$	$\frac{\Gamma \vdash A \text{ Type}}{\Gamma \vdash a : A} \quad \frac{\Gamma \vdash A = B \text{ Type}}{\Gamma \vdash a = b : A}$
---	---

3.3.2. *Dictionary for rules.* We also have a dictionary for rules, which we have (at least) two of. The first is implicitly used in Section 3.3.1, and it is the typing.

$$\begin{array}{c} \dot{\mathbb{U}} \xrightarrow{\Sigma} \mathbb{U} \\ \swarrow \dot{u} \quad \searrow u \\ \text{ctx} \end{array} \quad (\Sigma) \quad \frac{\Gamma \vdash a \dot{\mathbb{U}}}{\Gamma \vdash \Sigma a \mathbb{U}} \quad (\Sigma) \quad \frac{\Gamma \vdash a : \Sigma a}{\Gamma \vdash \Sigma a \text{ Type}}$$

The second is the cut  $\delta$  from Construction 3.2.1, which we here denote as follows.

$$\begin{array}{c} \mathbb{U} \xrightarrow{\Delta} \dot{\mathbb{U}} \\ \swarrow u \quad \searrow \dot{u} \\ \text{ctx} \end{array} \quad (\delta) \quad \frac{\Gamma \vdash A \mathbb{U}}{\dot{u} \Delta A \vdash \Delta A \dot{\mathbb{U}}} \quad (\delta) \quad \frac{\Gamma \vdash A \text{ Type}}{\Gamma.A \vdash q_A : \Sigma \Delta A}$$

Again, such writings are only stand-ins for their categorical counterparts.

3.4. **Context extension and type dependency.** In this subsection we compute some rules that are automatically deduced by the finite-limit closure of a judgemental dependent type theory. As we will see, they correspond to some very well known rules in dependent type theories.

3.4.1. *Context extension in a DTT, explicitly.* All of the pieces appearing in the dictionary 3.3.2 surely do look familiar to the type-theorist reader, all but one, and that is  $\Sigma \Delta A$ . In fact one might rightfully ask how to compute such an object. That is readily made, and reveals how substitution is inherently encoded into the theory of dependent types. It also (partially) explains the historical fortune of models of dependent types bases upon a certain choice of maps: substitution *computes* context extension.

**Proposition 3.4.1** (On a formal emergence of substitution). Let  $A$  be an object in  $\mathbb{U}$ . Then,  $\Sigma \Delta A = A \delta_A$ , in the sense of 1.0.17.

*Proof.* We know that there is an arrow  $\epsilon_A : \Sigma \Delta A \rightarrow A$ . By the discussion in 1.0.17, the thesis is equivalent to the fact that the cartesian lift of  $\delta_A$  along  $u$  is precisely  $\epsilon_A$ . Recall, that  $\delta_A$  is by definition  $u(\epsilon_A)$ , therefore it is a lift. It is cartesian by assumption.  $\square$

Now on the left let us write down the proof theoretic translation of the cut  $(\delta)$  via 2.4.2. On the right, we re-write the same cut in the notation discussed in the dictionary 3.3.2 and using Proposition 3.4.1.

$$(\delta) \quad \frac{\Gamma \vdash A \mathbb{U}}{\dot{u} \Delta A \vdash \Delta A \dot{\mathbb{U}}} \quad (\delta) \quad \frac{\Gamma \vdash A \text{ Type}}{\Gamma.A \vdash q_A : A \delta_A}$$

Finally, we observe that the deductive rule on the right is a version of *context extension* in dependent type theory.

3.4.2. *Type dependency in a DTT, explicitly.* Similarly to the case of context extension, in a jDTT as in Definition 3.0.1 the most classical instances of type dependency emerge too. Let us produce the following two rules.

$$(\text{DTy}) \quad \frac{\Gamma \vdash a : A \quad \Gamma.A \vdash B \text{ Type}}{\Gamma \vdash B[a] \text{ Type}} \quad (\text{DTm}) \quad \frac{\Gamma \vdash a : A \quad \Gamma.A \vdash b : B}{\Gamma \vdash b[a] : B[a]}$$

In order to do so, we first need (nested) classifiers for the premises. More generally, with an iterated construction we will code composed judgements of the form below.

$$\begin{array}{cc} \Gamma \vdash a : A, \Gamma.A \vdash b : B & \Gamma \vdash A, \Gamma.A \vdash b : B \\ \Gamma \vdash a : A, \Gamma.A \vdash B & \Gamma \vdash A, \Gamma.A \vdash B \end{array}$$

This is achieved as follows.

$$\begin{array}{ccccc} \dot{\mathbb{U}}.\Sigma\Delta\dot{\mathbb{U}} & \longrightarrow & \mathbb{U}.\Delta\dot{\mathbb{U}} & \longrightarrow & \dot{\mathbb{U}} \\ \downarrow \ulcorner & & \downarrow \ulcorner & & \downarrow \Sigma \\ \dot{\mathbb{U}}.\Sigma\Delta\mathbb{U} & \longrightarrow & \mathbb{U}.\Delta\mathbb{U} & \longrightarrow & \mathbb{U} \\ \downarrow \ulcorner & & \downarrow \ulcorner & & \downarrow u \\ \dot{\mathbb{U}} & \xrightarrow{\Sigma} & \mathbb{U} & \xrightarrow{\Delta} & \dot{\mathbb{U}} \xrightarrow{\dot{u}} \text{ctx} \end{array}$$

For example, the fibration on  $\mathbb{U}.\Delta\mathbb{U}$  classifies pairs  $(A, B)$  of types such that  $u\Sigma\Delta(A) = u(B)$ . This is precisely the composed judgement  $\Gamma \vdash A, \Gamma.A \vdash B$ .

**Remark 3.4.2** (Focus on  $\mathbb{U}.\Delta\mathbb{U}$ ). This is the first detailed instance of two judgement classifiers supported by the same category, since one could perform the two following compositions

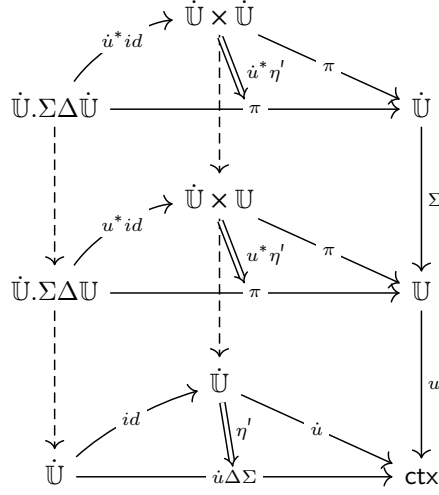
$$\mathbb{U}.\Delta\mathbb{U} \xrightarrow{u.\dot{u}\Delta} \mathbb{U} \begin{array}{c} \xrightarrow{\dot{u}\circ\Delta} \\ \Downarrow \delta \\ \xrightarrow{u} \end{array} \text{ctx}$$

which are related as discussed in Section 3.4.3. Such a cut is the symptom of a possible shift in perspective: on the upper path, one travels along the pullback diagram above, therefore the context which one lands on is  $\Gamma.A$ ; on the lower, one is concerned with the “original” context of  $A$ , therefore getting to  $\Gamma$ . They are related, as we have thoroughly discussed, by  $\delta_A$ . Notice that the lower path, being a composition of fibrations, is a fibration as well. Since such a classifier will play an important role in a later discussion, we name it,

$$v : \mathbb{U}.\Delta\mathbb{U} \rightarrow \text{ctx}.$$

**Remark 3.4.3** (Classifiers à la Awodey). In [Awo18, Prop. 2.2] there is the construction of a presheaf  $P(\mathcal{U})$ , with  $P$  a polynomial, classifying the same nested judgement as  $\mathbb{U}.\Delta\mathbb{U}$ . Indeed one could show that the fibration  $v : \mathbb{U}.\Delta\mathbb{U} \rightarrow \text{ctx}$  is precisely  $\mathcal{L}\text{ctx}/P(\mathcal{U})$ , so that there is a very tight connection between our classifier and Awodey’s. The advantage of our construction is that it is much easier to predict the correct pullback that constructs the desired classifier (this will be more and more evident in the next sections), and thus our approach is more suitable for the general practice. Actually, with Awodey’s technique it is very unclear that we can always construct the classifier we are looking for, while in our language it is much clearer (if not easy!). Also, we can avoid the complex machinery of polynomial functors.

In order to provide the rules (DTm) and (DTy) we build a map out of  $\dot{\mathbb{U}}.\Sigma\Delta\mathbb{U}$  (and of  $\dot{\mathbb{U}}.\Sigma\Delta\dot{\mathbb{U}}$ ), and all we have is  $\Sigma, \Delta, \eta, \epsilon$ , finite limits closure, composition, substitution, pasting, and  $\sharp$ -lifting. A few tries lead us to the following choice.



We call  $\eta' : \dot{u} \Rightarrow \dot{u}\Delta\Sigma$  the natural transformation induced by  $\eta$  via 1.0.15 and apply  $\#$ -lifting (1.0.13) as on the left. And write  $\pi$  for projections.

When we compute each lifting, we see that (DTm) is precisely the cut  $(\dot{u}^* \eta')$ , while (DTy) is precisely the cut  $(u^* \eta')$  in the sense of 2.4.2. Notice that the typing is appropriate because of the action of the vertical  $\Sigma$ .

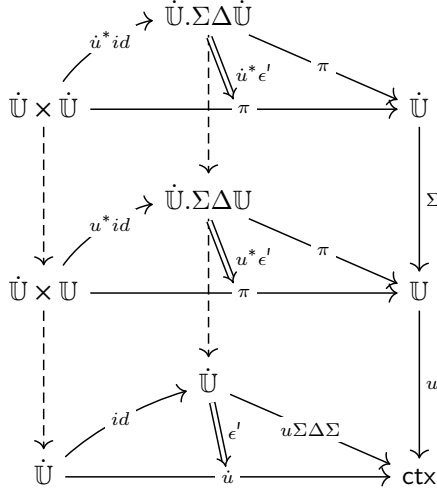
Extensively:

$$\begin{aligned} \dot{u}^* id(a, b) &= (a, b[a]), \\ u^* id(a, B) &= (a, B[a]). \end{aligned}$$

3.4.3. *Substitution along display maps.* Of course there are (at least) two interesting natural transformations that we know of insisting on

$$\dot{U} \xrightarrow{\Sigma} \dot{U} \xrightarrow{\Delta} \dot{U} \xrightarrow{\dot{u}} \text{ctx}$$

that is  $\eta$  and  $\epsilon$ . If  $\eta$  is so interesting, one might wonder what repeating the process discussed in Section 3.4.2 with  $\epsilon$  might bring. We have a hint about its outcome, and that is given by the  $\delta$  from Construction 3.2.1, still we compute it precisely.



We call  $\epsilon' : \dot{u}\Delta\Sigma \Rightarrow \dot{u}$ . The construction detailed here, when explicitly computed, induces the two following rules involving  $\delta_A : \Gamma.A \rightarrow \Gamma$ ,

$$\begin{aligned} \dot{u}^* id(a, a') &= (a, a' \delta_A) \\ u^* id(a, A') &= (a, A' \delta_A) \end{aligned}$$

meaning we can transport terms and types along arbitrary display maps, given that they insist on the same context.

$$\frac{\Gamma \vdash a : A \quad \Gamma \vdash a' : A'}{\Gamma \vdash a : A \quad \Gamma.A \vdash a' \delta_A : A' \delta_A}$$

**Remark 3.4.4** (Rules for free). Since we now have rules involving the unit and rules involving the counit of an adjunction, we can exploit their relation to one another and show once again the computational power of judgemental theories. In particular, the (bases of the) constructions in Section 3.4.2 and Section 3.4.3 are related by the triangle identities:

$$\begin{array}{ccc}
\dot{\mathbb{U}} & \xrightarrow{\Sigma} & \mathbb{U} \xrightarrow{u} \text{ctx} \\
\dot{\mathbb{U}} & \xrightarrow{\Sigma} \mathbb{U} \xrightarrow{\Delta} \dot{\mathbb{U}} \xrightarrow{\Sigma} \mathbb{U} \xrightarrow{u} \text{ctx} & \\
& \downarrow \eta & \\
& \downarrow \epsilon & \\
& \text{ctx} & 
\end{array}
\quad
\begin{array}{c}
\dot{\mathbb{U}} \\
\downarrow \eta \\
\text{ctx} \\
\downarrow \epsilon \\
\dot{\mathbb{U}}
\end{array}$$

so that pasting the two  $\#$ -liftings above to compute  $\epsilon$  after  $\eta$  yields the functor  $\dot{u}$ . Then at each level we have the same relation. Therefore

$$(A'\delta_A)[a] = A' \quad \text{and} \quad (a'\delta_A)[a] = a',$$

or, explicitly, we have the following rule

$$\dot{\mathbb{U}} \times \dot{\mathbb{U}} \xrightarrow{\dot{u}^* id} \dot{\mathbb{U}}.\Sigma\Delta\dot{\mathbb{U}} \xrightarrow{\dot{u}^* id} \dot{\mathbb{U}} \times \dot{\mathbb{U}} \xrightarrow{id} \dot{\mathbb{U}} \times \dot{\mathbb{U}} \xrightarrow{\Gamma \vdash a : A \quad \Gamma \vdash a' : A'} \Gamma \vdash a = a : A \quad \Gamma \vdash (a'\delta_A)[a] = a' : A'$$

which we did not know before. Such a rule is an instance of the discussion in Remark 2.4.3. Of course we cannot say the same for the opposite composition, but that is telling all in itself.

### 3.5. Dependent type theories with $\Pi$ -types.

**Definition 3.5.1** ( $\Pi$ -types). A judgemental dependent type theory *with  $\Pi$ -types* is a jDTT as in Definition 3.0.1 having two additional rules  $\Pi$ ,  $\lambda$  such that the diagram below is commutative and the upper square is a pullback.

$$\begin{array}{ccc}
\mathbb{U}.\Delta\dot{\mathbb{U}} & \xrightarrow{\lambda} & \dot{\mathbb{U}} \\
\Sigma.(u\Delta.u) \downarrow & & \downarrow \Sigma \\
\mathbb{U}.\Delta\mathbb{U} & \xrightarrow{\Pi} & \mathbb{U} \\
& \searrow v & \swarrow \\
& & \text{ctx}
\end{array}$$

Recall that  $v$  is that from Remark 3.4.2. The rest of this subsection is devoted to showing that the proof theory generated by such a judgemental theory actually meets our intuition for having  $\Pi$ -types.

3.5.1. *À la Martin-Löf*. Having  $\Pi$ -types in the sense of [ML75] means to implement the following rules.

$$\begin{array}{ll}
\text{(PIF)} \quad \frac{\Gamma \vdash A \text{ Type} \quad \Gamma.A \vdash B \text{ Type}}{\Gamma \vdash \Pi_A B \text{ Type}} & \text{(PII)} \quad \frac{\Gamma \vdash A \text{ Type} \quad \Gamma.A \vdash b : B}{\Gamma \vdash \lambda_A b : \Pi_A B} \\
\text{(PIE)} \quad \frac{\Gamma \vdash f : \Pi_A B \quad \Gamma \vdash a : A}{\Gamma \vdash f(a) : B[a]} & \text{(PIBC)} \quad \frac{\Gamma.A \vdash b : B \quad \Gamma \vdash a : A}{\Gamma \vdash (\lambda_A b)(a) = b[a] : B[a]}
\end{array}$$

The first two rules are almost evident in the very definition of dependent type theory with  $\Pi$ -types, while the other rules will be derived by the limit closure of the class of judgements and rules.

(PIF) Type formation is precisely the rule (II) in the sense of Section 2.4 and Section 3.3.1, indeed  $\mathbb{U}.\Delta\mathbb{U}$  classifies precisely the premises of (PIF).

(PII) Similarly, the introduction rule is precisely the rule ( $\lambda$ ) in the sense of Section 2.4 and Section 3.3.2, where the commutativity of the diagram ensures the correct typing for the term.

In order to express the elimination rule, we first need to code its premise, that is the nested judgement

$$\Gamma \vdash f : \Pi_A B \quad \Gamma \vdash a : A.$$

Notice that, because of (PIF), this is actually silent of two judgements, meaning it should read

$$\Gamma \vdash A \quad \Gamma.A \vdash B \quad \Gamma \vdash f : \Pi_A B \quad \Gamma \vdash a : A,$$

instead, so that this is really the judgement we need to give a classification of. One can check that  $\dot{U}.\Sigma(U.\Delta U)$  classifies the first, second, and fourth judgement appearing above. Also, we know from Section 3.4.2 that  $\dot{U}.\Sigma(U.\Delta U) \cong \dot{U}.\Sigma\Delta U$ . This is an instance of Remark 3.0.2.

$$\begin{array}{ccccc} \dot{U}.\Sigma\Delta\dot{U} & \longrightarrow & U.\Delta\dot{U} & \longrightarrow & \dot{U} \\ \downarrow \scriptstyle r & & \downarrow \scriptstyle r & & \downarrow \scriptstyle \Sigma \\ \dot{U}.\Sigma\Delta U & \longrightarrow & U.\Delta U & \longrightarrow & U \\ \downarrow \scriptstyle r & & \downarrow \scriptstyle r & & \downarrow \scriptstyle u \\ \dot{U} & \xrightarrow{\Sigma} & U & \xrightarrow{\Delta} & \dot{U} \xrightarrow{\dot{u}} \text{ctx} \end{array}$$

To now introduce the term  $f$ , we need to perform one more pullback. We attach the diagram above to that in Definition 3.5.1. We are entitled to do so because, by hypothesis, the square that  $\Pi$  and  $\lambda$  fit in has the correct map on its left. For brevity, and since it should not cause much trouble, for the remainder of the proof we call all ‘‘horizontal’’ projections  $\pi$ , and all ‘‘vertical’’ ones  $\bar{\Sigma}$ .

$$\begin{array}{ccccc} \dot{U}.\Sigma\Delta\dot{U} & \xrightarrow{\pi} & U.\Delta\dot{U} & \xrightarrow{\lambda} & \dot{U} \\ \downarrow \bar{\Sigma} & & \downarrow \bar{\Sigma} & & \downarrow \Sigma \\ \dot{U}.\Sigma\Delta U & \xrightarrow{\pi} & U.\Delta U & \xrightarrow{\Pi} & U \end{array}$$

To express the classifier for the whole premise, then, is to compute the pullback against  $\Sigma$  of the composition of  $\Pi$  and  $\pi$  in the lower part of the diagram. Call  $\Pi' = \Pi \circ \pi$ . The premise of (E) is then classified by  $(\dot{U}.\Sigma\Delta U)\Sigma.\Pi'\dot{U}$ . We can see how it all builds up in the following suggestive writing

$$(\dot{U}.\Sigma\Delta U)\Sigma.\Pi'\dot{U} \quad (a.(A.B)).f$$

which is fibered over  $\Gamma$ : though not all of its components are types or terms specifically in context  $\Gamma$ , every judgement appearing in this nested one is built out of a construction performed entirely in  $\Gamma$ .

From now on, we will write all  $n$ -uples as above as traditional  $n$ -uples, since all pullbacks are subcategories of a product after all.

$$\begin{array}{c} (\dot{U}.\Sigma\Delta U)\Sigma.\Pi'\dot{U} \\ \begin{array}{ccccc} \xrightarrow{\pi} & & \xrightarrow{\lambda} & & \xrightarrow{\Sigma} \\ \downarrow \bar{\Sigma} & \xrightarrow{\pi} & U.\Delta\dot{U} & \xrightarrow{\lambda} & \dot{U} \\ \downarrow \bar{\Sigma} & & \downarrow \bar{\Sigma} & & \downarrow \Sigma \\ \dot{U}.\Sigma\Delta U & \xrightarrow{\pi} & U.\Delta U & \xrightarrow{\Pi} & U \end{array} \end{array}$$

We now have two pullbacks insisting on the same cospan, then necessarily it is

$$(1) \quad (\dot{U}.\Sigma\Delta U)\Sigma.\Pi'\dot{U} \cong \dot{U}.\Sigma\Delta\dot{U}.$$

This is *not* an instance of Remark 3.0.2, though, and the isomorphism above actually turns out to contain all the information needed to provide rules (E) and ( $\beta C$ ), and then some.

Clearly there is always a map going from right to left, just consider:

$$(a, b) \mapsto (A, B, \lambda_A b, a),$$

but Equation (1) is adding three more pieces of information, meaning

- (i) there is also a map going from left to right, (though we can always *expand* information, only this tells us we can *compact* it);
- (ii) starting from the left, going right, and back left again, yields the identity;
- (iii) starting from the right, going left, and back right again, yields the identity.

Of these, (i) will induce elimination and (iii)  $\beta$ -computation. The additional piece in (ii) will tell us something about what is generally called the  $\eta$ -rule, which is a much more delicate matter. We will discuss it in detail in Section 3.5.2.

Call  $\zeta$  and  $\theta$  the inverse maps. A little calculation shows that they act as follows:

$$\theta : (a, b) \mapsto (A, B, \lambda_A b, a), \quad \zeta : (A, B, f, a) \mapsto (a, f_B),$$

where we write  $f_B$  for the term of type  $B$  in the second component of  $\zeta$ . Broadly speaking,  $\theta$  computes introduction (this is evident by  $\lambda \circ \pi = \pi \circ \theta$ ) and  $\zeta$  elimination (both because of its typing and because *we say so*).

Before we can provide an explicit representation for the missing rules, we shall be able to account for writings  $b[a]$  and  $B[a]$ . In order to do that, we need to use the diagram in Section 3.4.2. We paste it to the previous one as follows, calling

$$\gamma = \pi \circ u^* id \quad \text{and} \quad \dot{\gamma} = \pi \circ \dot{u}^* id.$$

Notice that the map  $\bar{\Sigma} : \dot{U}. \Sigma \Delta \dot{U} \rightarrow \dot{U}. \Sigma \Delta U$  is precisely that appearing in 3.4.2 and 3.4.3, so that both “rectangles” insist on the same functor. All solid squares are pullbacks, the dashed one is only commutative.

$$\begin{array}{ccccc}
 (\dot{U}. \Sigma \Delta U) \Sigma. \Pi' \dot{U} & & & & \\
 \swarrow \theta & & \pi & & \searrow \\
 \dot{U}. \Sigma \Delta \dot{U} & \xrightarrow{\pi} & U. \Delta \dot{U} & \xrightarrow{\lambda} & \dot{U} \\
 \downarrow \bar{\Sigma} & & \downarrow \bar{\Sigma} & & \downarrow \Sigma \\
 \dot{U}. \Sigma \Delta U & \xrightarrow{\pi} & U. \Delta U & \xrightarrow{\Pi} & U \\
 & & \downarrow \gamma & & \\
 & & U & & 
 \end{array}$$

(Note: The diagram above is a simplified representation of the complex commutative diagram in the image. The image shows a large commutative diagram with nodes and arrows, including solid and dashed lines, and curved arrows. The nodes are arranged in a grid-like structure with additional connections. The top-left node is  $(\dot{U}. \Sigma \Delta U) \Sigma. \Pi' \dot{U}$ . The top-middle node is  $\dot{U}. \Sigma \Delta \dot{U}$ . The top-right node is  $U. \Delta \dot{U}$ . The top-furthest-right node is  $\dot{U}$ . The middle-left node is  $\dot{U}. \Sigma \Delta U$ . The middle-middle node is  $U. \Delta U$ . The middle-furthest-right node is  $U$ . The bottom node is  $U$ . Arrows include  $\theta$ ,  $\zeta$ ,  $\pi$ ,  $\lambda$ ,  $\Sigma$ ,  $\bar{\Sigma}$ ,  $\Pi$ ,  $\gamma$ ,  $\dot{\gamma}$ , and  $id$ .

- (II $\epsilon$ ) The functor  $\dot{\gamma}\zeta$  is the elimination rule, because to each quadruple it matches a term of the correct type. We call  $\dot{\gamma}(a, f_B) = f_B[a] =: f(a)$ .
- (II $\beta$ C) Computation  $\beta$  amounts to proving that if we apply introduction, followed by elimination, we kind of get to the point we started from. This is a rule with codomain as in 2.3.4, therefore we show that identity on  $\dot{U}. \Sigma \Delta \dot{U}$  equalizes the following pair of arrows,

$$\dot{U}. \Sigma \Delta \dot{U} \xrightarrow{\theta} (\dot{U}. \Sigma \Delta U) \Sigma. \Pi' \dot{U} \xrightarrow{\zeta} \dot{U}. \Sigma \Delta U \xrightarrow{\dot{\gamma}} \dot{U}$$

(Note: The diagram above is a simplified representation of the commutative diagram in the image. The image shows a commutative diagram with nodes  $\dot{U}. \Sigma \Delta \dot{U}$ ,  $(\dot{U}. \Sigma \Delta U) \Sigma. \Pi' \dot{U}$ ,  $\dot{U}. \Sigma \Delta U$ , and  $\dot{U}$ . Arrows include  $\theta$ ,  $\zeta$ ,  $\dot{\gamma}$ , and  $id$ .

On the upper path is computed  $(\lambda_A b)(a)$ , on the lower we get  $b[a]$ . The two paths equalize trivially. The desired rule is then

$$id : \dot{U}. \Sigma \Delta \dot{U} \rightarrow \dot{U}. \Sigma \Delta \dot{U} = \mathbb{E}(\dot{\gamma}\zeta\theta, \dot{\gamma}).$$



3.5.2. *Of  $\eta$  and elimination.* The  $\eta$ -rule accounts for the need to determine what happens in the case that one wants to apply elimination, followed by introduction, and at first it looks exactly as the dual of  $(\beta C)$ . While it is clear that  $\beta$  should prescribe equality of two terms, though, there is actually no agreement on the direction  $\eta$  should have, so that in the literature we find instances of the resulting computation of  $\eta$  as being a *conversion*, a *reduction*, or a *expansion*. The virtue of each process, and each of its 2-categorical delivery, is the topic of [See86].

In our framework, Equation (1) tells us something about which  $\eta$ -rule we should be looking at, and in fact we have

$$(\Pi\eta C) \frac{\Gamma \vdash f : \Pi_A B}{\Gamma \vdash f = \lambda_A(f_B) : \Pi_A B}$$

which is precisely what  $\theta\zeta = id$  says. This is only one of the possible expressions for  $\eta$ , and it differs from that presented in [Awo18, p.253], which much more swiftly agrees with the tradition of categories with families. This is because, in a sense, we think the notion of elimination presented there, and in Section 3.5.1 above, is not the correct one: it really is  $\zeta$  performing the elimination, and it really is  $f_B$  the term witnessing it. Its computation through  $\hat{\gamma}$  is not where a term of type  $\Pi_A B$  turns into a term involving  $A, B$ . This argument will be made much more clear in Section 3.7.

**3.6. Dependent type theories with (extensional) ld-types.** For identity types we need to be able to consider pairs of terms of the same type, this is why we begin by pulling back  $\Sigma$  against itself. Call  $\pi_1, \pi_2$  the corresponding projections and  $diag : \dot{U} \rightarrow \dot{U} \times \dot{U}$  the unique map such that  $\pi_1 \circ diag = id = \pi_2 \circ diag$ .

**Definition 3.6.1** (Extensional ld-types). A judgemental dependent type theory with *extensional ld-types* is a jDTT as in Definition 3.0.1 having two additional rules **ld**, **i** such that the diagram below is commutative and the upper square is a pullback.

$$\begin{array}{ccc} \dot{U} & \xrightarrow{i} & \dot{U} \\ \text{diag} \downarrow & & \downarrow \Sigma \\ \dot{U} \times \dot{U} & \xrightarrow{id} & \dot{U} \\ & \searrow & \swarrow \\ & \text{ctx} & \end{array}$$

Again, the rest of the subsection is dedicated to showing that the proof theory generated by such judgemental theory actually meets our intuition for having ld-types. Classically, having ld-types means to implement the following rules.

$$\begin{array}{l} (\text{ldF}) \frac{\Gamma \vdash A \text{ Type} \quad \Gamma \vdash a : A \quad \Gamma \vdash b : A}{\Gamma \vdash \text{ld}_A(a, b) \text{ Type}} \quad (\text{ldI}) \frac{\Gamma \vdash a : A}{\Gamma \vdash i(a) : \text{ld}_A(a, a)} \\ (\text{ldE1}) \frac{\Gamma \vdash c : \text{ld}_A(a, b)}{\Gamma \vdash a = b : A} \quad (\text{ldE2}) \frac{\Gamma \vdash c : \text{ld}_A(a, b)}{\Gamma \vdash c = i(a) : \text{ld}_A(a, a)} \end{array}$$

As it was for Definition 3.5.1, the first two rules are evident in the very definition of dependent type theory with ld-types.

(ldF) Type formation is precisely the rule (ld) in the sense of Section 2.4 and Section 3.3.1. Clearly  $\dot{U} \times \dot{U}$  classifies the premises of (ldF).

(ldI) Similarly, the introduction rule is the rule (i) in the sense of Section 2.4 and Section 3.3.2, where the commutativity of the diagram forces the correct typing for the term.

For elimination rules we need to pin point a classifier for judgements of the form

$$\Gamma \vdash c : \text{Id}_A(a, b),$$

but since the square is a pullback insisting on the cospan  $(\text{Id}, \Sigma)$ , such a feat is achieved by the (upper-left)  $\dot{\mathbb{U}}$ . Then not only do  $\text{Id}, i$  compute the appropriate term and type (below on the left), but they also act as projections (below on the right).

$$\begin{array}{ccc}
 & \dot{\mathbb{U}} & \\
 \pi \swarrow & \downarrow \psi \sim & \searrow \pi \\
 \dot{\mathbb{U}} \times \dot{\mathbb{U}} & \xleftarrow{\text{diag}} \dot{\mathbb{U}} & \xrightarrow{i} \dot{\mathbb{U}}
 \end{array}$$

$$\begin{array}{ccc}
 a \xrightarrow{i} i(a) & & (a, b, c) \xrightarrow{\pi} c \\
 \text{\scriptsize } \downarrow \text{diag} \quad \downarrow \Sigma & & \text{\scriptsize } \downarrow \pi \quad \downarrow \Sigma \\
 (a, a) \xrightarrow{\text{Id}} \text{Id}_A(a, a) & & (a, b) \xrightarrow{\text{Id}} \text{Id}_A(a, b)
 \end{array}$$

The object classifying judgements of the form  $\Gamma \vdash a = b : A$ , instead, is the equalizer  $\mathbb{E}(\pi_1, \pi_2)$ . By its universal property there must be a unique  $\phi$  making the following diagram commute.

$$\begin{array}{ccc}
 \mathbb{E}(\pi_1, \pi_2) & \xleftarrow{\phi} \dot{\mathbb{U}} & \xrightarrow{i} \dot{\mathbb{U}} \\
 \searrow e & \downarrow \text{diag} & \downarrow \Sigma \\
 & \dot{\mathbb{U}} \times \dot{\mathbb{U}} & \xrightarrow{\text{Id}} \dot{\mathbb{U}}
 \end{array}$$

(ldE1) The first elimination rule is then  $\phi : \dot{\mathbb{U}} \rightarrow \mathbb{E}(\pi_1, \pi_2)$ .

(ldE2) The second elimination rule is computed as

$$\dot{\mathbb{U}} \rightarrow \mathbb{E}(\pi, \psi i \pi_1 e \phi) = \mathbb{E}(\pi, \pi) = \dot{\mathbb{U}}$$

therefore it is the map  $\text{id} : \dot{\mathbb{U}} \rightarrow \dot{\mathbb{U}}$ .

There would be a notion of  $\beta$ -computation (in the sense of introduction followed by elimination) here, too, but it is not usually written because it is trivial once one has definitional equality. In fact, it takes the following form.

$$(\text{ld}\beta\text{C1}) \frac{\Gamma \vdash a : A}{\Gamma \vdash a = a : A} \quad (\text{ld}\beta\text{C2}) \frac{\Gamma \vdash a : A}{\Gamma \vdash i(a) = i(a) : \text{Id}_A(a, a)}$$

We will not dive into an in depth analysis of  $\eta$ . Indeed its existence is linked to the extensionality of the identity. In 3.7.3 we will touch on the relation between  $\eta$  and the pullback condition in the definition of  $\text{Id}$ -type.

### 3.7. A general definition of type constructor.

**Definition 3.7.1** (The type constructor  $\Phi$ ). A judgemental dependent type theory with  $\Phi$ -types is a jDFTT as in Definition 3.0.1 having two additional rules  $\Phi, \Psi$  such that the diagram below is commutative and the upper square is a pullback.

$$\begin{array}{ccc}
 \mathbb{X} & \xrightarrow{\Psi} & \dot{\mathbb{U}} \\
 \Lambda \downarrow & & \downarrow \Sigma \\
 \mathbb{Y} & \xrightarrow{\Phi} & \dot{\mathbb{U}} \\
 & \searrow & \swarrow \\
 & \text{ctx} &
 \end{array}$$

**Remark 3.7.2.** Notice that the definition is implicitly assuming that  $\Lambda$  belongs to the closure of the generators under finite limits. Also, it is evident by the previous sections that  $\Pi$ -types and  $\text{Id}$ -types fall under this definition.

The rest of the subsection is devoted to showing that the proof theory generated by such judgemental theory actually meets our intuition for having  $\Phi$ -types.

$$(\Phi F) \frac{\Gamma \vdash Y \mathbb{Y}}{\Gamma \vdash \Phi Y \text{Type}} \qquad (\Phi I) \frac{\Gamma \vdash X \mathbb{X}}{\Gamma \vdash \Psi X : \Phi \Lambda X}$$

( $\Phi F$ ) Type formation is precisely the rule ( $\Phi$ ) in the sense of Section 2.4 and Section 3.3.1.

( $\Phi I$ ) Similarly, the introduction rule is precisely the rule ( $\Psi$ ) in the sense of Section 2.4 and Section 3.3.2, where the commutativity of the diagram forces the correct typing for the term.

Now, because we have requested that the square in Definition 3.7.1 is a pullback, we automatically get the dashed functors below.

$$\begin{array}{ccc} \mathbb{Y}\Sigma.\Phi\dot{\mathbb{U}} & \xrightarrow{\quad} & \dot{\mathbb{U}} \\ \downarrow \scriptstyle{(-)\langle - \rangle} & \searrow \scriptstyle{\Psi} & \downarrow \scriptstyle{\Sigma} \\ \mathbb{X} & \xrightarrow{-\Psi} & \dot{\mathbb{U}} \\ \downarrow \scriptstyle{\Lambda} & & \downarrow \scriptstyle{\Sigma} \\ \mathbb{Y} & \xrightarrow{-\Phi} & \mathbb{U} \end{array} \qquad \begin{array}{ccc} \mathbb{X} & \xrightarrow{\quad} & \dot{\mathbb{U}} \\ \downarrow \scriptstyle{\Lambda \star \Psi} & \searrow \scriptstyle{\Psi} & \downarrow \scriptstyle{\Sigma} \\ \mathbb{Y}\Sigma.\Phi\dot{\mathbb{U}} & \xrightarrow{\quad} & \dot{\mathbb{U}} \\ \downarrow \scriptstyle{\Lambda} & & \downarrow \scriptstyle{\Sigma} \\ \mathbb{Y} & \xrightarrow{-\Phi} & \mathbb{U} \end{array}$$

( $\Phi E$ ) The rule associated to functor  $(-)\langle - \rangle$  gives us the elimination rule on the right. Indeed the pullback category precisely classifies the premises of ( $\Phi E$ ).

$$(\Phi E) \frac{\Gamma \vdash a : \Phi Y}{\Gamma \vdash \Phi Y \langle a \rangle \mathbb{X}}$$

By essential uniqueness of pullbacks, the compositions  $((-)\langle - \rangle) \circ (\Lambda \star \Psi)$  and  $(\Lambda \star \Psi) \circ ((-)\langle - \rangle)$  both amount to the identity of the respective object. This observation provided by universal property of the equalizer induces the arrows  $\eta$  and  $\beta$  in the diagram below.

$$\begin{array}{ccc} \mathbb{X} & \xrightarrow{id} & \mathbb{X} \\ \beta \downarrow & \searrow & \downarrow \scriptstyle{\Psi} \\ \mathbb{E} & \xrightarrow{\quad} & \mathbb{X} \xrightarrow{\Psi} \dot{\mathbb{U}} \\ & & \downarrow \scriptstyle{\Psi \circ ((\Lambda -)\langle \Psi - \rangle)} \end{array} \qquad \begin{array}{ccc} \mathbb{Y}\Sigma.\Phi\dot{\mathbb{U}} & \xrightarrow{id} & \mathbb{Y}\Sigma.\Phi\dot{\mathbb{U}} \\ \eta \downarrow & \searrow & \downarrow \scriptstyle{\Phi.\Sigma} \\ \mathbb{E} & \xrightarrow{\quad} & \mathbb{Y}\Sigma.\Phi\dot{\mathbb{U}} \xrightarrow{\Phi.\Sigma} \dot{\mathbb{U}} \\ & & \downarrow \scriptstyle{\Phi.\Sigma \circ \Lambda.\Psi \circ ((-)\langle - \rangle)} \end{array}$$

( $\Phi\beta C$ ) The rule associated to the functor  $\beta$  is our  $\beta$ -computation. Indeed, if we write down the rule explicitly we get the following.

$$(\Phi\beta C) \frac{\Gamma \vdash X \mathbb{X}}{\Gamma \vdash \Psi X = \Psi((\Lambda X)\langle \Psi X \rangle) : \Phi \Lambda X}$$

( $\Phi\eta C$ ) The rule associated to the functor  $\eta$  is our  $\eta$ -computation. Indeed, if we write down the rule explicitly we get the following.

$$(\Phi\eta C) \frac{\Gamma \vdash a : \Phi Y}{\Gamma \vdash a = \Psi(\Phi Y \langle a \rangle) : \Phi Y}$$

**3.7.3** (Weaker notions of type constructors). Our definition of type constructor is very modular: for example, if we request that the square in Definition 3.7.1 is a weak pullback (as opposed to a pullback) with a distinguished section, we can still construct the functors  $(-)\langle - \rangle$  and  $\Lambda \star \Psi$ , and one of the two compositions still amounts to the identity. This ensures both elimination and  $\beta$ -computation, while we lose  $\eta$ -computation. This remark generalizes a similar analysis contained in [Awo18, Cor. 2.5].

**Example 3.7.4** (Dependent theories with  $\Sigma$ -types). We believe that Definition 3.7.1 is more proof of both the computational and the expressive power of judgemental theories. We here use the construction above to enrich a jDTT with dependent sums. We hope the reader will forgive us if, in order to avoid confusion, for it we adopt the unusual notation of  $\int$  instead of  $\Sigma$ .

We reverse engineer the theory in order to provide the correct definition, and that will be all that we need because of the calculations above. We then start to look at rules for formation and introduction, which for sum types are usually the following.

$$(\int F) \frac{\Gamma \vdash A \text{ Type} \quad \Gamma.A \vdash B \text{ Type}}{\Gamma \vdash \int_A B \text{ Type}}$$

$$(\int I) \frac{\Gamma \vdash A \text{ Type} \quad \Gamma.A \vdash B \text{ Type} \quad \Gamma \vdash a : A \quad \Gamma \vdash b : B[a]}{\Gamma \vdash \langle a, b \rangle : \int_A B}$$

In order to classify the premise of  $(\int F)$  we simply use  $\mathbb{U}.\Delta\mathbb{U}$  from Section 3.4.2. The premise of  $(\int I)$ , instead, can be coded via the following nested judgement classifier

$$\begin{array}{ccccc}
 (\dot{\mathbb{U}}.\Sigma\Delta\mathbb{U})\Sigma.\gamma\dot{\mathbb{U}} & & & & \dot{\mathbb{U}} \\
 \downarrow & \searrow^{\gamma} & & & \downarrow \Sigma \\
 \dot{\mathbb{U}}.\Sigma\Delta\mathbb{U} & \longrightarrow & \mathbb{U}.\Delta\mathbb{U} & \longrightarrow & \mathbb{U} \\
 \downarrow & & \downarrow & & \downarrow u \\
 \dot{\mathbb{U}} & \xrightarrow{\Sigma} & \mathbb{U} & \xrightarrow{\Delta} & \dot{\mathbb{U}} \xrightarrow{\dot{u}} \text{ctx}
 \end{array}$$

with  $\gamma = \pi \circ u^* id$  from Section 3.4.2. The desired rule  $\Lambda$ , then, is the functor  $(\dot{\mathbb{U}}.\Sigma\Delta\mathbb{U})\Sigma.\gamma\dot{\mathbb{U}} \rightarrow \mathbb{U}.\Delta\mathbb{U}$  appearing above.

**Definition 3.7.5.** A judgemental dependent type theory *with  $\int$ -types* is a jDTT as in Definition 3.0.1 having two additional rules  $\int$ ,  $\text{pair}$  such that the diagram below is commutative and the upper square is a pullback.

$$\begin{array}{ccc}
 (\dot{\mathbb{U}}.\Sigma\Delta\mathbb{U})\Sigma.\gamma\dot{\mathbb{U}} & \xrightarrow{\text{pair}} & \dot{\mathbb{U}} \\
 \Sigma.(u.\dot{u}\Delta) \circ \Sigma.\gamma \downarrow & & \downarrow \Sigma \\
 \mathbb{U}.\Delta\mathbb{U} & \xrightarrow{\int} & \mathbb{U} \\
 & \searrow & \swarrow \\
 & \text{ctx} & 
 \end{array}$$

A jDTT with  $\int$ -types immediately has formation and introduction (with  $\langle a, b \rangle = \text{pair}(a, b)$ ) and, as follows from the content of Definition 3.7.1, the three (admittedly hard to look at) rules below. We write  $\Lambda$  for  $\Sigma.(u.\dot{u}\Delta) \circ \Sigma.\gamma$ .

$$(\int E) \frac{\Gamma \vdash c : \int_A B}{\Gamma \vdash (\int_A B)\langle c \rangle (\dot{\mathbb{U}}.\Sigma\Delta\mathbb{U})\Sigma.\gamma\dot{\mathbb{U}}}$$

$$(\int \eta C) \frac{\Gamma \vdash c : \int_A B}{\Gamma \vdash c = \text{pair}((\int_A B)\langle c \rangle) : \int_A B}$$

$$(\int \beta C) \frac{\Gamma \vdash X (\dot{\mathbb{U}}.\Sigma\Delta\mathbb{U})\Sigma.\gamma\dot{\mathbb{U}}}{\Gamma \vdash \text{pair}(X) = \text{pair}(\Lambda X)\langle \text{pair}(X) \rangle : \int \Lambda X}$$

If we break down the job of the classifier  $(\dot{\mathbb{U}}.\Sigma\Delta\mathbb{U})\Sigma.\gamma\dot{\mathbb{U}}$  we recover the familiar following ones.

$$\begin{array}{c}
(\text{E1}) \quad \frac{\Gamma \vdash c : \int_A B}{\Gamma \vdash \pi_1 c : A} \qquad (\text{E2}) \quad \frac{\Gamma \vdash c : \int_A B}{\Gamma \vdash \pi_2 c : B[\pi_1 c]} \\
(\text{C}) \quad \frac{\Gamma \vdash c : \int_A B}{\Gamma \vdash c = \text{pair}(\pi_1 c, \pi_2 c) : \int_A B} \\
(\text{C1}) \quad \frac{\Gamma \vdash a : A \quad \Gamma \vdash b : B[a]}{\Gamma \vdash a = \pi_1(\text{pair}(a, b)) : A} \qquad (\text{C2}) \quad \frac{\Gamma \vdash a : A \quad \Gamma \vdash b : B[a]}{\Gamma \vdash b = \pi_2(\text{pair}(a, b)) : B[a]}
\end{array}$$

#### 4. NATURAL DEDUCTION CALCULI

In this section we bother with building the “right” judgemental theory to perform the calculus of natural deduction. As for Section 3, we introduce the basic judgements and rules and show how they generate the desired structure, then we add more rules to perform additional computations. Though we follow the path of the well-known fibrational approach to first order logic, we spend some time in re-developing it in the context of judgemental theories: this is meant to present the benefits of the judgemental approach, to compare the resulting structure with that of dependent types, and to give a pedagogical example of how one might want to implement a judgemental theory starting from notions which are known to be fibrational in nature.

**Definition 4.0.1** (Natural deduction theory). A *natural deduction theory* is a judgemental theory  $(\text{ctx}, \mathcal{J}, \mathcal{R}, \mathcal{C})$  closed under substitution (1.0.8) and axioms (1.0.7) such that

- $\text{ctx}$  is  $\text{Fin}$ , the category of finite sets;
- $\mathcal{J}$  can be presented by *one* judgement classifier  $p : \mathbb{P} \rightarrow \text{ctx}$ , which is a fibration whose associated prestack is thin, has fibered products and implication, and has fibered initial objects.

We think of  $\text{ctx}$  as the category of *contexts and terms* and of  $\mathbb{P}$  as the category of *well-formed formulae* fibered over contexts. We call this jNDT, for short.

**Remark 4.0.2.** We can define  $\lambda$ -ary theories but we would need to close judgemental theories under  $\lambda$ -small limits, and we would have to replace  $\text{Fin}$  with the category of  $\lambda$ -small sets.

**Remark 4.0.3** (On thinness). The request that the prestack in Definition 4.0.1 is thin comes from how doctrines are traditionally employed [Pit83, Mak93, MR13] and allows for an easier treatment of coherence problems. In the context of fibrations, it amounts to asking that  $p$  is faithful. Recently, some work has been done in the direction of general fibrations/prestacks.

**Construction 4.0.4** (From doctrines to judgement classifiers). Let  $\mathcal{P} : \text{ctx}^\circ \rightarrow \text{Pos}$  be a *doctrine*, intended in the most non-committal sense. Consider  $\square : \mathcal{P}^I \rightarrow \mathcal{P}$  any operational property/structure on  $\mathcal{P}$ , e.g.:

- having (finite) fibered meets  $\wedge : \mathcal{P}^I \rightarrow \mathcal{P}$ ;
- having (finite) fibered joins  $\vee : \mathcal{P}^I \rightarrow \mathcal{P}$ ;
- having a negation operator  $\neg : \mathcal{P} \rightarrow \mathcal{P}$ .

then, by the Grothendieck construction, we obtain some corresponding diagram of fibrations,

$$\begin{array}{ccc}
\mathbb{P}^I & \xrightarrow{\quad \square \quad} & \mathbb{P} \\
& \searrow p^I & \swarrow p \\
& & \text{ctx}
\end{array}$$

This produces a pre-judgemental theory obtained by  $\mathbb{P}$ , together with all its structural operators. For example, if  $\mathcal{P}$  is locally an Heyting algebra, we have operators  $\perp, \top, \wedge, \vee, \Rightarrow$  of the proper arities on  $\mathbb{P}$ .

**Construction 4.0.5** (The arrow category). Consider a jNDT. Because it is closed under finite powers (1.0.12) we can compute

$$\mathbb{P}^\rightarrow \longrightarrow \mathbb{P}$$

and we will show how the operations defined on  $\mathbb{P}$  lift to (a suitable subcategory of)  $\mathbb{P}^\rightarrow$  thanks to the closure under finite limits. We will come back to this in Section 4.2.

**Construction 4.0.6** (Weakening). Since  $p$  has fibered products we can compute the following nested judgement (on the left)

$$\begin{array}{ccc}
\mathbb{P}^\times & \dashrightarrow & \mathbb{P} \\
\downarrow & \lrcorner & \downarrow p \\
\text{ctx}^2 & \dashrightarrow & \text{ctx}
\end{array}$$

$$\begin{array}{ccc}
\text{ctx}^2 & \xrightarrow{\quad \dashrightarrow \quad} & \text{ctx} \\
& \lrcorner \text{diag} & \\
\text{ctx}^2 & \xrightarrow{\quad \dashrightarrow \quad} & \text{ctx}^2 \\
& \lrcorner \text{id} & \\
& \downarrow \epsilon &
\end{array}$$

with an adjunction  $\text{diag} \dashv \dashrightarrow$  whose counit

computes projections. These are well known in the literature and perform what is usually called *weakening*:

$$x \times y \vdash x \text{ ctx}.$$

We can now define a span  $(p^2, p^\times)$  out of  $\mathbb{P}^2$  (as a category, not as the fibration  $\mathbb{P} \times \mathbb{P}$ ) with  $p^\times : (\phi, \psi) \mapsto (\phi[pr_1] \wedge \psi[pr_2])$  the product of the respective cartesian lifts of  $\phi, \psi$  along  $pr_1, pr_2$ ,

$$\begin{array}{ccccc}
& & \phi[pr_1] \wedge \psi[pr_2] & & \\
& \swarrow \text{dashed} & & \searrow \text{dashed} & \\
\phi & & & & \psi \\
& \swarrow p\phi & p\phi \times p\psi & \searrow p\psi & \\
p\phi & \xleftarrow{pr_1} & & \xrightarrow{pr_2} & p\psi
\end{array}$$

and such a span makes the diagram involving  $\mathbb{P}^\times$  commute, therefore we have a unique rule

$$w : \mathbb{P}^2 \rightarrow \mathbb{P}^\times$$

over  $\text{ctx}^2$ . If  $p(\phi, \psi) = (x, y)$  we might denote  $w(\phi, \psi) = w_y \phi \wedge w_x \psi$ .

**Definition 4.0.7** (jNDT with weakening). A jNDT is said to *have weakening* if for each  $y \in \text{ctx}$ ,  $\dashrightarrow y$  is in  $\mathcal{J}$ .

In this section we will show that, in fact, a jNDT produces the calculus of natural deduction.

**4.1. Dictionary.** As we did in Section 3, we declare a local dictionary, both to make the paper more comprehensible and to account for classical notation.

**Notation 4.1.1** (Stratified contexts). Notice that already in Construction 4.0.6 we follow the intuition and use  $x, y, \dots$  to name objects of  $\text{ctx}$ . In fact, we here want to give a way to present judgements that are traditionally of the form

$$x; \Gamma \vdash \psi$$

so that they read as having two contexts: the free variables in the formulae *and* the formula(e) in the premise of the sequent. In fact, we will “stack up” two fibrations so that the objects living on top ( $\Gamma \Rightarrow \psi$ ) are both fibered on those in the middle ( $\Gamma$ ) and those on the bottom ( $x$ ). We hope to make it all clearer in the table that will follow.

**Construction 4.1.2** (Entailment). We wish to represent entailment between two formulae in the same context. In order to do that we pick an element of  $\mathbb{P}^\rightarrow$  and impose such a condition on its domain and codomain.

$$\mathbb{E}(p\text{dom}, p\text{cod}) \dashv\vdash i \cdot \rightarrow \mathbb{P}^\rightarrow \begin{array}{c} \xrightarrow{\text{dom}} \\ \xrightarrow{\text{cod}} \end{array} \mathbb{P} \dashv\vdash p \cdot \rightarrow \text{ctx}$$

Again, the classifier  $\mathbb{E}(p\text{dom}, p\text{cod}) \rightarrow \text{ctx}$  is in  $\mathcal{J}$ . We will simply denote it with  $e : \mathbb{E} \rightarrow \text{ctx}$ .

**Remark 4.1.3.** The  $\Gamma$  appearing in Notation 4.1.1 indicates a finite set of formulae in context  $x$ . We can see it as a product in  $\mathbb{P}$  and, when we want to do so, we will write  $\phi_\Gamma$ .

We are finally ready to declare our local dictionary according to the notation of Section 2.3, and that is the following.

$x \vdash e \mathbb{E}$	$x \vdash \text{dom}i(e) =_{\mathbb{P}} \phi_\Gamma$	$x \vdash \text{cod}i(e) =_{\mathbb{P}} \psi$	$x; \Gamma \vdash \psi$
$x \vdash e \mathbb{E}$	$x \vdash \text{dom}i(e) =_{\mathbb{P}} \phi_\Gamma \wedge \phi$	$x \vdash \text{cod}i(e) =_{\mathbb{P}} \psi$	$x; \Gamma, \phi \vdash \psi$

**Remark 4.1.4.** Consider that if ( $x; \perp \vdash \phi \mathbb{P}$  and  $x \vdash \phi \rightarrow \psi \mathbb{E}$ ) then  $x \vdash \phi \Rightarrow \psi \mathbb{P}$ , therefore our framework accounts for the classical correspondence for all  $x, \phi, \psi$ ,

$$x \vdash \phi \Rightarrow \psi \quad \text{iff} \quad x; \phi \vdash \psi.$$

**Remark 4.1.5.** Since each  $p$ -fiber is thin, there is at most one  $e \in \mathbb{E}$  between each pair of objects  $(\phi, \psi) \in \mathbb{P} \times \mathbb{P}$ .

**Notation 4.1.6.** In order to make the our calculations more readable, we pin-point a specific notation for  $\text{cod}, \text{dom}$  in the case that they follow the inclusion of  $\mathbb{E}$  into  $\mathbb{P}^\rightarrow$ . We creatively write  $c$  and  $d$ , respectively.

**4.2. From properties to rules.** Before we begin our analysis of rules of sequent calculus, we show how certain properties lift from  $\mathbb{P}$  (the category) to  $\mathbb{E}$  (the judgement classifier). These will be instrumental in building up rules from  $p$ . In a sense, this subsection shows how to turn *internal properties* of  $p$  into *external rules* about  $p$ .

**Remark 4.2.1** (The domain-codomain cut). Since we will frequently use either  $c$  or  $d$  to select the consequent or the antecedent of a sequent, it will be useful to have a way to relate the two. The proof of Lemma 4.2.2 is clear evidence in this

sense. There is a trivial cut

$$\begin{array}{ccc}
 \mathbb{P}^{\rightarrow} & \xrightarrow{id} & \mathbb{P}^{\rightarrow} \\
 & \searrow \text{dom} & \nearrow \text{cod} \\
 & & \mathbb{P}
 \end{array}$$

where  $\alpha_{\psi \rightarrow \phi} = (\psi \rightarrow \phi)$ . Note that if useful we might bravely invert the direction of  $id$ . We call  $\alpha$ , too, the obvious pasting  $d \Rightarrow c$ .

**Lemma 4.2.2** (Associativity as a rule). Composition of arrows in  $\mathbb{P}$  (the category) lifts to  $\mathbb{E}$  (the judgement classifier) in the sense that the rule below is in the jNDT.

$$(T) \quad \frac{x; \psi \vdash \phi \quad x; \phi \vdash \chi}{x; \psi \vdash \chi}$$

*Proof.* Consider the following  $\#$ -lifting of the triangle in Remark 4.2.1 along  $d$ .

$$\begin{array}{ccc}
 \mathbb{E}d.c\mathbb{E} & \xrightarrow{c.d} & \mathbb{E} \\
 \downarrow d^*id & \nearrow d^*\alpha & \downarrow d \\
 \mathbb{E}d.d\mathbb{E} & \xrightarrow{d.d} & \mathbb{E} \\
 \downarrow id & \nearrow \alpha & \downarrow d \\
 \mathbb{E} & \xrightarrow{id} & \mathbb{E} \\
 & \searrow c & \nearrow d \\
 & & \mathbb{P}
 \end{array}
 \quad
 \begin{array}{c}
 (x; \psi \vdash \phi, x; \phi \vdash \chi) \\
 \downarrow T \\
 (x; \psi \vdash \phi, x; \psi \vdash \chi)
 \end{array}$$

A little computation shows that the upper triangle reads as on the right, producing the desired rule

$$t := d.d \circ d^*id : \mathbb{E}d.c\mathbb{E} \rightarrow \mathbb{E}.$$

□

**Lemma 4.2.3** (Preservation through product as a rule). Interaction of arrows and products in  $\mathbb{P}$  (the category) lifts to  $\mathbb{E}$  (the judgement classifier) in the sense that the rule below is in the jNDT.

$$(F) \quad \frac{x; \psi \vdash \phi \quad x; \perp \vdash \chi}{x; \psi \wedge \chi \vdash \phi \wedge \chi}$$

*Proof.* It is coded by a functor  $f : \mathbb{E} \times \mathbb{P} \rightarrow \mathbb{E}$  which to pairs  $(\psi \rightarrow \phi, \chi)$  over some  $x$  assigns the unique map  $\psi \wedge \chi \rightarrow \phi \wedge \chi$  defined via the universal property of the product in the fiber over  $x$ . □

**4.3. Formal structural rules.** Here we show that an jNDT generates the following formal structural rules.

$$\begin{array}{ccc}
 (H) \quad \frac{}{x; \Gamma, \phi \vdash \phi} & (Sw) \quad \frac{x; \Gamma, \Delta \vdash \phi}{x; \Delta, \Gamma \vdash \phi} & (C) \quad \frac{x; \Gamma, \psi, \psi \vdash \phi}{x; \Gamma, \psi \vdash \phi} \\
 (W) \quad \frac{x; \Gamma \vdash \phi}{x; \Gamma, \psi \vdash \phi} & (Cut) \quad \frac{x; \Gamma \vdash \phi \quad x; \Gamma, \phi \vdash \psi}{x; \Gamma \vdash \psi} & 
 \end{array}$$

Clearly for each pair  $(\Gamma, \phi)$  over the same context, we have that  $pr_2 : \phi_{\Gamma} \wedge \phi \rightarrow \phi$ , therefore  $\mathbb{E}$  classifies  $x; \Gamma, \phi \vdash \phi$ .

(H) The Hypothesis rule, then, is coded into the trivial morphism of fibrations  $0 : \emptyset \rightarrow \mathbb{E}$ , where  $\emptyset$  is the initial fibration over  $\text{ctx}$ . It is in  $\mathcal{J}$  because the theory has axioms (see Definition 1.0.7).



The association

$$(\Gamma, \phi) \mapsto (\phi_\Gamma \wedge \phi \rightarrow \phi)$$

can be performed functorially, and the way in which we do so provides an insight into possible developments of the present work, plus it (almost) allows for a presentation of the *simple fibration* from [Jac99], which has a meaningful logical interpretation: it constitutes the “least informative” type theory one can observe over a category with finite products.

**Construction 4.3.1** (The simple fibration). Define on the category  $\mathbb{E}$  the monad comprised of the following data:

- the functor  $S : \mathbb{E} \rightarrow \mathbb{E}$  acting as follows

$$\psi \rightarrow \phi \mapsto \psi \wedge \phi \rightarrow \psi \rightarrow \phi;$$

- the 2-cell  $\eta : Id \Rightarrow S$  defined via the universal property of products;
- the 2-cell  $\mu : S \circ S \Rightarrow S$  acting as  $(pr_1, id)$ .

**Remark 4.3.2.**  $(S, \eta, \mu)$  is idempotent. This is because  $\mu$  acts as follows

$$\begin{array}{ccccccc} (\psi \wedge \phi) \wedge \phi & \longrightarrow & \psi \wedge \phi & \longrightarrow & \psi & \longrightarrow & \phi \\ \downarrow pr_1 & & & & & & \downarrow id \\ \psi \wedge \phi & \longrightarrow & \psi & \longrightarrow & \psi & \longrightarrow & \phi \end{array}$$

and  $(\psi \wedge \phi) \wedge \phi = \psi \wedge \phi$  because  $p$  is thin and its products are fibered, and in fact the forgetful functor from algebras over  $S$  into  $\mathbb{E}$  is fully faithful. All  $S$ -algebras are free.

The Kleisli category of  $S$  is equivalent to (the total category) of what in [Jac99] is called the *simple fibration* associated to  $p$ . That is  $\bar{p} : s(\mathbb{P}) \rightarrow \mathbb{P}$  where  $s(\mathbb{P})$  has for objects pairs  $(\phi, \phi')$  in the same  $p$ -fiber and maps  $a = (a_1, a_2) : (\phi, \phi') \rightarrow (\psi, \psi')$  such that  $a_1 : \phi \rightarrow \psi$ ,  $a_2 : \phi \wedge \phi' \rightarrow \psi'$ , and  $p(a_1) = p(a_2)$ . The functor  $\bar{p}$  acts as the first projection. If we call  $1 : \text{ctx} \rightarrow \mathbb{P}$  the (fibered) terminal object functor, one checks that  $\bar{p}.1 \cong p$ . Moreover, the functor

$$q : (\phi, \phi') \mapsto (\phi \wedge \phi' \rightarrow \phi)$$

induces a comprehension category (as in Construction 3.2.1)  $s(\mathbb{P}) \rightarrow \mathbb{P}^{\rightarrow}$ . The type theory associated to such a functor is (that equivalent to) untyped lambda calculus. The functor  $S$  induces the following rule.

$$\begin{array}{ccc} \mathbb{E} & \xrightarrow{s} & \mathbb{E} \\ & \searrow c & \swarrow c \\ & & \mathbb{P} \\ & & \downarrow p \\ & & \text{ctx} \end{array}$$

$$\begin{array}{l} \text{Dictionary in 4.1} \frac{x; \Gamma \vdash \phi}{x \vdash \phi_\Gamma \rightarrow \phi \mathbb{E}} \\ \text{(S)} \frac{x \vdash \phi_\Gamma \rightarrow \phi \mathbb{E}}{x \vdash S(\phi_\Gamma \rightarrow \phi) \mathbb{E}} \\ \text{Construction 4.3.1} \frac{x \vdash \phi_\Gamma \rightarrow \phi \mathbb{E}}{x \vdash \phi_\Gamma \wedge \phi \rightarrow \phi \mathbb{E}} \\ \text{Dictionary in 4.1} \frac{x \vdash \phi_\Gamma \wedge \phi \rightarrow \phi \mathbb{E}}{x; \Gamma, \phi \vdash \phi} \end{array}$$

(Sw) The Swap rule holds because the fibered product is symmetric and this too is expressed via a commutative triangle: consider the following composition

$$\mathbb{P} \times \mathbb{P} \xrightarrow{\tilde{s}} \mathbb{P} \times \mathbb{P} \xrightarrow{\wedge} \mathbb{P}$$

where the map  $s$  computes the permutation. The desired rule is computed as the (iso)morphism

$$s.(d.\wedge) : (\mathbb{P} \times \mathbb{P}).\mathbb{E} \rightarrow (\mathbb{P} \times \mathbb{P}).\mathbb{E}.$$

(C) Contraction is supported by the following dashed map

$$\begin{array}{ccccc}
 (\mathbb{P} \times \mathbb{P})d.(\wedge \circ id \times \Delta)\mathbb{E} & \xrightarrow{\quad} & & \xrightarrow{\quad} & \mathbb{E} \\
 \downarrow & \searrow \text{dashed} & & \searrow & \downarrow d \\
 & & (\mathbb{P} \times \mathbb{P})d.\wedge\mathbb{E} & & \\
 \mathbb{P} \times \mathbb{P} & \xrightarrow{id \times \Delta} & \mathbb{P} \times \mathbb{P} \times \mathbb{P} & \xrightarrow{\wedge} & \mathbb{P} \\
 \downarrow id & \searrow id \times pr_1 & \downarrow & \searrow \wedge & \\
 & & \mathbb{P} \times \mathbb{P} & & 
 \end{array}$$

where we write  $\wedge$  for the obvious product  $\mathbb{P} \times \mathbb{P} \times \mathbb{P} \rightarrow \mathbb{P}$ . On the bottom we have the triangle on the left commuting, and  $id \times \Delta$  equalizing  $\wedge$  and  $id \times pr_1 \circ \wedge$ . The two nested judgements on the top classify, respectively, the antecedent and the consequent of (C), and the dashed map exists by the universal property of the “smaller” pullback.

We will see that to provide both Weakening and Cut it is sufficient to apply (T) from Lemma 4.2.2 to appropriate triples. Let us start with (W), first: notice that, as it happened in Section 3 and is evident from Section 4.1, the consequent in (W) is actually silent of (at least) one judgement, that is  $x; \perp \vdash \psi$ . The procedure we follow for (W) is that of

$$\begin{array}{c}
 \text{(F)} \quad \frac{x; \Gamma \vdash \phi \quad (x; \perp \vdash \psi)}{x; \Gamma, \psi \vdash \phi \wedge \psi} \quad \frac{(x; \Gamma \vdash \phi \quad x; \perp \vdash \psi)}{x; \phi \wedge \psi \vdash \phi} \\
 \text{(T)} \quad \frac{\quad}{x; \Gamma, \psi \vdash \phi}
 \end{array}$$

therefore we need to pre-process the premise of  $t$  in order to apply it to triples of the form  $(\phi_\Gamma \wedge \psi, \phi \wedge \psi, \phi)$ . This is achieved via the following diagram

$$\begin{array}{ccccc}
 \mathbb{E} \times \mathbb{P} & \xrightarrow{c \times id} & \mathbb{P} \times \mathbb{P} & \xrightarrow{q_1} & \mathbb{E} \\
 \downarrow f & \searrow \text{dashed} & \downarrow & \searrow & \downarrow d \\
 & & \mathbb{E}d.c\mathbb{E} & \xrightarrow{\quad} & \mathbb{E} \\
 & & \downarrow & \searrow & \downarrow c \\
 & & \mathbb{E} & \xrightarrow{\quad} & \mathbb{P}
 \end{array}$$

with  $q_1$  the map  $(\phi, \psi) \mapsto (\phi \wedge \psi \rightarrow \phi)$  acting on pairs in the same  $p$ -fiber. Notice how this is related to  $q$  in Construction 4.3.1.

**Remark 4.3.3.** In judgemental theories branches in the tree of a deduction correspond to cones over limit diagrams. We could make this statement more precise, but we hope this discussion speaks for itself.

(W) Weakening is computed by the dashed arrow above followed by  $t$ .

For (Cut) we again apply Lemma 4.2.2, this time to the triple  $(\phi_\Gamma, \phi_\Gamma \wedge \phi, \psi)$ , that is we will build the diagram corresponding to the following composing rules.

$$\begin{array}{c}
 \frac{x; \Gamma \vdash \phi \quad x; \Gamma, \phi \vdash \psi}{x; \Gamma \vdash \phi} \quad \frac{x; \Gamma \vdash \phi \quad x; \Gamma, \phi \vdash \psi}{x; \Gamma, \phi \vdash \psi} \\
 \text{(T)} \quad \frac{\frac{x; \Gamma \vdash \phi_\Gamma \wedge \phi}{x; \Gamma \vdash \phi_\Gamma \wedge \phi} \quad \frac{x; \phi_\Gamma \wedge \phi \vdash \psi}{x; \phi_\Gamma \wedge \phi \vdash \psi}}{x; \Gamma \vdash \psi}
 \end{array}$$

Therefore we want a map from  $\mathbb{E}d.dS\mathbb{E}$ , classifying the premise of Cut, into  $\mathbb{E}d.c\mathbb{E}$  so that we then can apply (T). That is achieved as follows.

$$\begin{array}{ccccc}
 \mathbb{E}d.dS\mathbb{E} & \xrightarrow{\quad} & \mathbb{E}d.c\mathbb{E} & \xrightarrow{\quad} & \mathbb{E} \\
 \downarrow d.dS & \dashrightarrow & \downarrow & & \downarrow d \\
 \mathbb{E} & & \mathbb{E} & & \mathbb{E} \\
 \downarrow (id,d) & & \downarrow & & \downarrow \\
 \mathbb{E} \times \mathbb{P} & \xrightarrow{f} & \mathbb{E} & \xrightarrow{c} & \mathbb{P}
 \end{array}$$

(Cut) Cut is computed by the dashed arrow above followed by  $t$ .

**Remark 4.3.4** (The Cut is on the table). While perhaps not evident, the Cut rule is in fact a cut in the sense of Definition 1.0.1: it just preprocesses data going into the cut (T) from Lemma 4.2.2. This is actually the original motivation for its name.

$$\begin{array}{ccccc}
 \mathbb{E}d.dS\mathbb{E} & \xrightarrow{\quad} & \mathbb{E}d.c\mathbb{E} & \xrightarrow{\quad} & \mathbb{E}d.d\mathbb{E} \\
 & & \downarrow & \swarrow & \swarrow \\
 & & \mathbb{E} & & \mathbb{E}
 \end{array}$$

**4.4. Formal rules for connectives.** We here show that the moment we ask that connectives are closed under  $p$ -fibers, with  $p$  a jNDT, we automatically get the expected rules. Since Definition 4.0.1 already contains the requirement that  $p$  has fibered products, we here show how to provide in a jNDT rules for  $\wedge$ , and need to ask nothing more of it. If the reader inspects the constructions below, they will see that such a procedure could be repeated for jNDTs having  $p$  *additionally* equipped with  $\vee, \neg$ .

The ones which are usually required for  $\wedge$  are the following.

$$(\wedge I) \frac{x; \Gamma \vdash \phi \quad x; \Gamma \vdash \psi}{x; \Gamma \vdash \phi \wedge \psi} \quad (\wedge E1) \frac{x; \Gamma \vdash \phi \wedge \psi}{x; \Gamma \vdash \phi} \quad (\wedge E2) \frac{x; \Gamma \vdash \phi \wedge \psi}{x; \Gamma \vdash \psi}$$

( $\wedge I$ ) Introduction is represented by the functor  $conj : \mathbb{E}d.d\mathbb{E} \rightarrow \mathbb{E}$  induced by the universal property of the fibered product.

( $\wedge E1$ ) In order to represent its domain, we compute the equalizer

$$\mathbb{E}(d.d, conj) \dashrightarrow \mathbb{E}d.d\mathbb{E} \xrightarrow[conj]{d.d} \mathbb{E}$$

where by  $d.d$  (sadly ambiguous, in this case) we wish to express the first projection of the pullback. The desired rule is then induced by the first product projection and it assumes the following form.

$$\mathbb{E}(d.d, conj) \rightarrow \mathbb{E} \rightarrow \mathbb{E}$$

( $\wedge E2$ ) Dually, we compose the equalizer with the functor induced by the second projection.

**Definition 4.4.1** (Heyting and Boolean jNDTs). A jNDT is said to

- be *Heyting* if we have operators  $\perp, \top, \wedge, \vee, \Rightarrow$  of the proper arities on  $p$ ;
- be *Boolean* if it is Heyting and, being  $\neg := (-) \Rightarrow \perp$ , the morphism of fibrations  $\neg\neg$  is equivalent to  $id$ .

**4.5. Substitution.** While in Section 3 we thought of morphisms of contexts as substitutions, in the setting of proof theory we regard them as terms. When we write a map

$$y \rightarrow x$$

we see it as a list of terms and denote it as such:

$$[t/x] : y \rightarrow x.$$

In particular, if  $x = x_1 \times \cdots \times x_k$ , each term  $t_i = pr_i \circ t$  is a term built up from  $y$  and in context  $x_i$ , with  $i = 1, \dots, k$ . Then we can identify  $\text{ctx}/x$  with the classifier collecting *all* terms in context  $x$ .

All of this belongs to the intuition and in fact there is nothing more to  $\text{ctx}$  than what described in Definition 4.0.1, but it is with this perspective that we now look at how substitution behaves in jNDTs. Recall that substitutionality allows us to compute rules as the following

$$\begin{array}{ccc}
 \text{ctx}/x & \xrightarrow{\phi} & \mathbb{P} \\
 \searrow & & \nearrow p \\
 & \text{ctx} & 
 \end{array}
 \quad
 \begin{array}{cc}
 \text{(properly)} & \text{(improperly)} \\
 (\phi) \frac{y \vdash [t/x] \text{ctx}/x}{y \vdash \phi[t/x] \mathbb{P}} & ([t/x]) \frac{x \vdash \phi \mathbb{P}}{y \vdash \phi[t/x] \mathbb{P}}
 \end{array}$$

and here we have only blindly expanded the information contained in the diagram on the left by following the discussion in 2.4.1. Such evidence falls neatly in line with one of Lawvere's first intuitions about doctrines, that is that substitution should be some composition ([Law70, p.2]). In fact, that was what motivated the very formulation of Definition 1.0.8.

Among all terms in  $\text{ctx}/x$ , there is one in particular for each  $y \in \text{ctx}$ : the cocartesian lift of  $id_y$  along  $\text{dom} : \text{ctx}/x \rightarrow \text{ctx}$ . In fact, such an association induces a left inverse to  $\text{dom}$ , we denote it as

$$[-/x] : \text{ctx} \rightarrow \text{ctx}/x$$

and see that it induces the following rule diagram.

$$\begin{array}{ccc}
 \text{ctx} & \xrightarrow{[-/x]} & \text{ctx}/x \\
 \searrow id & & \nearrow \text{dom} \\
 & \text{ctx} & 
 \end{array}
 \quad
 ([-/x]) \frac{y \vdash y \text{ctx}}{y \vdash [y/x] \text{ctx}/x}$$

For each  $y$ , we can think of  $[y/x]$  as substituting the variable  $x$  with the variable  $y$ , instead of doing so with some complicated term  $t$  built up starting from  $y$ .

**4.6. Formal rules for quantifiers.** Finally, we wish to give an account of quantifiers, hence we introduce new definitions.

**Definition 4.6.1** (First order jNDTs). A jNDT is said to

- be *intuitionistic first order* if it has weakening, is Heyting and  $w$  from Construction 4.0.6 has left and right adjoints,

$$\exists \dashv w \dashv \forall,$$

with  $\exists, \forall$  are morphisms of fibrations and belong to  $\mathcal{J}$ ; we call such theories ljFOTs, for short;

- is *classical first order* if it is intuitionistic first order and also Boolean; we call these jFOTs for short.

We believe that the request of being morphisms of fibrations (i.e. preserve cartesian squares) is related to the more tradition properties required for  $\forall, \exists$ , namely Frobenius reciprocity and Beck-Chevalley.

**Remark 4.6.2.** Consider a (intuitionistic) first order theory in the traditional sense. Then it induces a (I)jFOT: (the fibration associated to) the hyperdoctrine of Lindenbaum-Tarski algebras of well-formed formulae. Such a construction was first introduced in [Law70] and is thoroughly explained in [KR77] and [MR13].

We only provide explicit representation of the rules involving  $\forall$  in the IjFOT,  $\exists$  could be worked out in a similar fashion. First of all, notice that the pair of adjoint functors  $w \dashv \forall$  induces (via the hom-set isomorphism) the following rule (on the left)

$$(FA) \quad \frac{x \times y \vdash w(\phi, \psi) \leq \chi \mathbb{P}}{(x, y) \vdash (\phi, \psi) \leq \forall \chi \mathbb{P} \times \mathbb{P}} \quad \frac{x \times y \vdash w_y \phi \wedge w_x \psi \leq \chi \mathbb{P}}{x \vdash \phi \leq \forall_y \chi \mathbb{P} \quad y \vdash \psi \leq \forall_x \chi \mathbb{P}}$$

which, if we denote  $\forall_y = pr_1 \circ \forall$  and  $\forall_x = pr_2 \circ \forall$ , amounts to the rule on the right. The two rules we need to produce are the following.

$$(\forall I) \quad \frac{x \times y; w_y \Gamma \vdash \phi}{x; \Gamma \vdash \forall_y \phi} \quad (\forall E) \quad \frac{x; \Gamma \vdash \forall_y \phi}{x; \Gamma \vdash \phi[t/y]}$$

Notice that we included the writing  $w_y \Gamma$  (with  $w_y$  of the kind described in Construction 4.0.6) to express the desired dependency, since in this case we wish to say that there is no  $y$  free in  $\Gamma$ . Also, writing  $\phi[t/y]$  is a bit improper in the sense that, since  $p(\phi) = p(\phi_\Gamma) \times y = x \times y$ , each substitution in  $\phi$  should have codomain  $x \times y$ . It is clear what happens here, but we will go into detail when the time comes.

We begin with Introduction. It does actually pretty much read as the fact that  $\forall$  is right adjoint to  $w$  “at” the triple  $((\phi_\Gamma, \phi_\Gamma), \phi)$ , but if we wish to write a rule in the sense of Definition 1.0.1, we shall start computing the premise, which we do via the following pullback

$$\begin{array}{ccc} \mathbb{P}(Pr_1 p.\times).p\mathbb{P}^\times & \longrightarrow & \mathbb{P}^\times \\ \downarrow & & \downarrow p.\times \\ & & \text{ctx}^2 \\ & & \downarrow Pr_1 \\ \mathbb{P} & \xrightarrow{p} & \text{ctx} \end{array}$$

which classifies pairs  $(x \vdash \Gamma, x \times y \vdash \phi)$ . But now we exploit the fact that

$$w_y \Gamma \leq \phi \quad \text{iff} \quad w_y \Gamma \wedge \phi = w_y \Gamma$$

so we ask of the equalizer of the maps

$$\mathbb{P}(Pr_1 p.\times).p\mathbb{P}^\times \hookrightarrow \mathbb{P}^2 \xrightarrow[\text{(Pr}_1, \text{Pr}_1)]{id} \mathbb{P}^2 \xrightarrow{p^\times} \mathbb{P}$$

with the top one computing  $w_y \Gamma \wedge \phi$  and the bottom one  $w_y \Gamma$ . We denote by the name  $\mathbb{A} = \mathbb{E}(p^\times, p^\times(Pr_1, Pr_1))$ .

( $\forall I$ ) The introduction rule is the functor  $\mathbb{A} \rightarrow \mathbb{A}$  which follows from the hom-set isomorphism discussed above. Its inverse implies that actually it is the following.

$$\frac{x \times y; w_y \Gamma \vdash \phi}{x; \Gamma \vdash \forall_y \phi}$$

With Elimination, we (implicitly) use the isomorphism above and write  $[t/y]$  for  $([x/x], [t/y]) : x \rightarrow x \times y$  exploiting  $\text{ctx}_{/x \times y} \cong \text{ctx}_{/x} \times \text{ctx}_{/y}$ . Now consider the

following,

$$\text{if } x \times y; w_y \Gamma \vdash \phi \quad \text{then} \quad \text{ctx}_{/x \times y} \begin{array}{c} \xrightarrow{w_y \phi_\Gamma} \\ \Downarrow \text{!} \\ \xrightarrow{\phi} \end{array} \mathbb{P}$$

therefore we have  $x; w_y \phi_\Gamma[t/y] \vdash \phi[t/y]$ . If we manage to prove  $w_y \phi_\Gamma[t/y] = \phi_\Gamma$  we are done, but this is always true by Remark 4.6.4.

( $\forall E$ ) The elimination rule is the result of the following cut.

$$\begin{array}{ccc} \text{ctx}_{/x \times y} & \xrightarrow{id} & \text{ctx}_{/x \times y} \\ & \searrow \phi & \swarrow w_y \phi_\Gamma \\ & & \mathbb{P} \end{array}$$

**Remark 4.6.3** (On the uniformity of substitution). The construction above presents a great conceptual problem which is entirely due to how our substitution works (see 2.4.1): we have no way of performing substitution *simultaneously* on all judgements classified by  $\mathbb{A}$ . All of this is evident in the cut above. Then what we write ( $\forall E$ ) should really read

$$(\forall_{\Gamma, \phi} E)$$

and that is quite unpleasant. Also, it is the first instance of such a behaviour in the presentation of judgemental theories. We believe that some of this can be fixed under some additional hypotheses, but have no solution for it at the moment.

**Remark 4.6.4** (Trivial substitutions). In a jNDT we have the rule

$$\frac{x \vdash \psi}{x \vdash w_y \psi[t/y] =_{\mathbb{P}} \psi}$$

which is due to the following commutative diagram,

$$\begin{array}{ccccc} * \xrightarrow{([x/x], [t/y])} & \text{ctx}_{/x \times y} & \xrightarrow{\sim} & \text{ctx}_{/x} \times \text{ctx}_{/y} - Pr_1 & \rightarrow & \text{ctx}_{/x} \\ & & \searrow w_y \psi & & \downarrow \psi \\ & & & & \mathbb{P} \end{array}$$

with the lower triangle commuting by definition of  $w_y$ .

**4.7. Cut elimination.** In pointing out necessary features of a judgemental analogue of natural deduction, we see that no instance of Cut is (explicitly) mentioned and, instead, in Section 4.3 Cut is shown to *automatically* be in the IjFOT generated by  $p : \mathbb{P} \rightarrow \text{ctx}$ . In a very precise sense, the rule of cut is a tool that we already have encoded in the theory the moment we require that it satisfies some properties that we deem fundamental. In fact, the main reason it works is associativity of maps in  $\mathbb{P}$ , hence transitivity of  $\vdash$  as a relation.

We regard this as an instance of what in sequent calculus is called “cut elimination”, or of “normalization” in natural deduction, and in fact it looks like such a feature is simply an emergent behaviour stemming from transitivity of the underlying order relation. We refer the interested reader to [NVP08] for a more detailed treatment of the matter in classical proof theory.

## 5. CE N'EST PAS UN TOPOS

This paper cannot be finished without a discussion about the internal logic of a topos, intended in the most unbiased sense. Indeed the section will touch at different levels several variations of this concept.

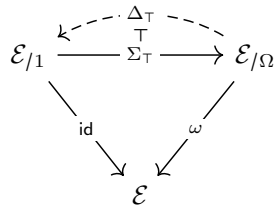
- elementary topoi à la Lawvere-Tierney [Law71],
- pretopoi and predicative approaches in the spirit of Maietti [Mai05],
- 2-topoi à la Weber [Web07] and cosmoi à la Street [Str74a, Str80],

We will see that all these notions of *topos* support a dependent type theory in the sense of Section 3. Such a dtt recovers, among the other things, the Mitchell-Bénabou language of the topos and nicely interacts with its Kripke-Joyal semantics. Most importantly, though, our treatment frames the main future of a topos-like category in a clear way. The discussion is set in such a way that at each step the level of conceptual complexity is higher, in particular the discussion about predicative foundation contains a key point of view to understand our treatment of 2-topoi, which is an improved version of [Web07].

### 5.1. Elementary topoi.

**5.1.1** (A bit of history). The internal logic of a topos has been discussed by several authors. After [LM94], this collective humus has been crystallized in the Mitchell-Bénabou language and its *tautological* interpretation, the Kripke-Joyal semantics. These attributions are somewhat symbolic. For what concerns the Mitchell-Bénabou language, the best historical account is given, to our knowledge, by Johnstone [Joh77]. After Mitchell’s original contribution [Mit72], Johnstone refers to the unfindable [Cos72] for Bénabou’s contribution, but the paper is actually authored by Coste. [Osi75a] and others were definitely part of the intellectual debate on the topic. For what concerns the Kripke-Joyal semantics the situation is much more cloudy, Osius [Osi75b] tells us that the original ideas from Joyal were never published, while a footprint of Joyal’s contribution to the topic only emerges (in French) in [BJ81]. These ideas were later conveyed in several texts with slight variations, like [LS88] and [Bor94]. Both in the case of the language and its semantics, we will refer to the presentation in [LM94, VI, Sec. 5 and 6] which is in a sense the most informal and essential. Our main objective is to demonstrate that our formalism can reboot the core ideas behind the Mitchell-Bénabou language. We will not discuss in detail Kripke-Joyal semantics, even though the connection could be drawn, as exemplified by the very recent [AGH21].

**Construction 5.1.2** (The dtt of an elementary topos). For an elementary topos  $\mathcal{E}$ , we can construct a dependent type theory in the sense of Definition 3.0.1 as follows.



The map  $\Sigma_{\top}$  is induced via precomposition by the map  $\top : 1 \rightarrow \Omega$  which picks the top-element of  $\Omega$ .  $\Delta_{\top}$  is given by pullback, and of course the whole discussion fits perfectly with Theorem 3.1.1, with the technical advantage that the presheaves in this case are internally represented by objects in the topos, thus there is no need to use the Yoneda embedding.

$$\begin{array}{ccc}
\Sigma\Delta\phi & \dashrightarrow & 1 \\
\downarrow \text{red} & & \downarrow \top \\
X & \xrightarrow{\phi} & \Omega
\end{array}$$

Because  $\Omega$  is a complete and cocomplete lattice, it is easy to see that this judgemental type theory has  $\Pi$ -types in the sense of Definition 3.5.1. In the paper we did not bother to define  $\Sigma$ -types, but it is definitely possible following the general strategy Definition 3.5.1 and one could prove that this dtt has these constructors. Finally, it is a simple check to show that it also has  $\text{Id}$ -type in the sense of Definition 3.6.1.

**5.1.3** (Comprehension category, display maps, monomorphisms). Of course, at this point the whole content of Section 3 applies, and thus we can load a whole judgement calculus for this dependent type theory. For example, the rule

$$(\Delta) \frac{\Gamma \vdash \phi \mathcal{E}_{/\Omega}}{\Delta\phi \vdash \Delta\phi \mathcal{E}_{/1}}$$

is telling us that to each proposition  $\phi : \Gamma \rightarrow \Omega$ , corresponds an object  $\Delta\phi$ , which is precisely the object supporting the subobject of  $X$  classified by  $\phi$ . Similarly, following the Construction 3.2.1, we obtain a representation of the internal logic of the topos in terms of a comprehension category,

$$\text{disp} : \mathcal{E}_{/\Omega} \rightarrow \mathcal{E}^{\rightarrow}.$$

Such correspondence maps a formula  $\phi$  to the dashed red arrow in the construction above. It follows that the correspondence maps a proposition to its zero locus, i.e. the monomorphism whose characteristic function is precisely  $\phi$ . Of course, this idea is not novel and it dates back to Taylor's PhD thesis or his more recent [Tay99].

**5.1.4** (Mitchell-Bénabou reloaded). Following [LM94, VI Sec 5] we see that there is a canonical dictionary between our judgements classified by  $\mathcal{E}_{/\Omega}$  and *formulae*, i.e. terms of type  $\Omega$  in the sense of [LM94, pag 299, right after the bulleted list]. Moreover, and somewhat most importantly, display maps construct subobjects as zero locus of formulae, as explained in [LM94, pag 300, right after the bulleted list].

$$\frac{X \vdash \phi \mathcal{E}_{/\Omega}}{X \vdash \Delta_{\top}\phi \mathcal{E}_{/\top}} \quad \left| \quad \begin{array}{c} \phi(x) \\ \{x|\phi(x)\} \end{array} \right.$$

Notice the difference between  $\Delta\phi$  and  $\text{disp}(\phi)$ , even though they might seem to be similar things, the first one gives us the support of the subobject, while the second one gives us the subobject itself.

$$\begin{array}{ccc}
\{x|\phi(x)\} & \dashrightarrow \Delta\phi \dashrightarrow & 1 \\
\downarrow \text{disp}\phi & & \downarrow \top \\
X & \xrightarrow{\phi} & \Omega
\end{array}$$

As a result of this discussion, one can use the judgement calculus produced by this dependent type theory to simulate the internal logic of the topos, and the result will be consistent with the Mitchell-Bénabou language of the topos. For the rest of the section, we will not stress any more on this logical consequence of the existence of a dependent type theory, but the reader should keep it in mind.



**5.2. Predicative topoi.** Predicative mathematics, say à la Brouwer, rejects the assumption of function spaces and powersets in foundations of mathematics. Thus, the category of Sets we are used to work with, and on which the whole program of ETCS [Law64, LM05] is built on, is inherently impredicative. As Awodey pointed out in his talk at the CT2021 in Genova, this bit of impredicativity is the trade off for a very algebraic approach to Set theory, so that its main features can be encoded in few axioms, as those in the definition of elementary topos. Yet, for a sufficiently topos-like predicative foundation, we can still reason in a way that is very similar to the case of an elementary topos, and provide a dtt whose judgement calculus is the internal logic of the *predicative topos*.

**Definition 5.2.1** (Virtual object). A presheaf  $P : \mathcal{C}^\circ \rightarrow \mathbf{Set}$  is virtually representable, or more simply a *virtual object* if it preserves all limits that exist. A subobject  $P \rightarrow \mathbb{1}_c$  of a representable that is a virtual object is called a virtual subobject of  $c$ .

**Remark 5.2.2** (Freyd dust). Virtual objects will play a crucial role in our definition of predicative topos. Before proceeding with its definition we feel the need of putting a bit of context around the notion of virtual object. While the name itself, and in a sense the intuition that we have on them is somewhat original, the general idea is known to category theory since forever. If we ignore the solution set condition in the Adjoint Functor Theorem, then the Yoneda embedding yields an equivalence of categories

$$\mathbb{1} : \mathcal{C} \rightarrow \mathbf{Cont}(\mathcal{C}^\circ, \mathbf{Set}).$$

Thus, virtual objects are a kind of *Freyd dust* covering the image of the Yoneda embedding. This intuition sits at the core of the very recent [Bra21], and was already used from a technical point of view in [MP89, 6.4].

**Definition 5.2.3** (Predicative topos). A predicative topos  $\mathcal{C}$  is a category with finite limits that

- is *virtually* cartesian closed, i.e.  $\mathcal{C}(- \times b, c)$  is a virtual object for all  $b, c$ .
- has *specification*, i.e. virtual subobjects are representable.
- has *virtual* subobject classifier, i.e. the subobject doctrine  $\mathbf{Sub} : \mathcal{C}^\circ \rightarrow \mathbf{Set}$  is a virtual object.

**Remark 5.2.4** (Descent, Descent, Descent). This definition captures a key feature of Grothendieck topoi. Indeed, if one inspects the reason for which a Grothendieck topos has a subobject classifier, one discovers that the exactness properties of the category force the subobject functor to be continuous, thus *descent* implies that  $\mathbf{Sub}$  is a virtual object. Because descent is the defining feature of infinitary pretopoi, their subobject doctrine is a virtual object too. It follows that an infinitary pretopos with specification is a predicative topos too. If we want these exactness property to be witnessed by an object in the category (i.e. if we want  $\mathbf{Sub}$  to be representable) we trade its existence with predicativity. This very geometric point of view is implicitly claiming that some form of *descent* is the key feature of a topos, which is impredicatively forced in the definition of elementary topos via its subobject classifier.

**Construction 5.2.5** (The dtt of a predicative topos). Let  $\mathcal{C}$  be a predicative topos. Consider the following pullback diagram in the category of prestacks over  $\mathcal{C}$ ,

$$\begin{array}{ccc} P & \overset{\text{---}}{\dashrightarrow} & 1 \\ \text{---} \downarrow & \lrcorner & \downarrow \Gamma \\ \mathbb{1}_\Gamma & \overset{\text{---}}{\dashrightarrow} \phi \text{---} & \mathbf{Sub} \end{array}$$

Because all the prestacks involved in the cospan are virtual objects, and virtual objects are trivially closed under limits,  $P$  is virtual. Since  $\mathbb{T}$  is a mono, and monos are pullback stable,  $P$  is a virtual subobject, and thus it is represented by assumption via some object  $\Gamma.\phi \in \mathbf{C}$ . It follows as in the proof of Theorem 3.1.1, that in the diagram below involving the subobject fibration, the functor  $\Sigma_{\mathbb{T}}$  has a right adjoint, which thus provides a dtt in our sense.

$$\begin{array}{ccc}
 & \Delta_{\mathbb{T}} & \\
 & \curvearrowright & \\
 \mathbf{C}/1 & \xrightarrow{\Sigma_{\mathbb{T}}} & \mathbf{Sub} \\
 & \searrow & \swarrow \\
 & \mathbf{C} &
 \end{array}$$

**5.3. Elementary 2-topoi.** Elementary 2-topoi were introduced by Weber in [Web07], with Yoneda structures and cosmoi [Str80] in mind. The analogy with elementary topoi is exemplified by the prototypical example of elementary 2-topos.

**Example 5.3.1** (The 2-topos of categories). Consider the 2-category  $\mathbf{Cat}$ , with some flexibility on size. To be more precise,  $\mathbf{cat}$  is the 2-category of (essentially) small categories,  $\mathbf{Cat}$  is the 2-category of locally small, but possibly large categories,  $\mathbf{CAT}$  is the 2-category of locally large categories. Then, as we have mentioned in 1.0.16,

$$\begin{array}{ccc}
 \mathbf{Els}(\phi) & \dashrightarrow & \mathbf{Set}_{\bullet} \\
 \downarrow & \lrcorner & \downarrow \\
 \mathbf{C} & \xrightarrow{\phi} & \mathbf{Set}
 \end{array}$$

there is an equivalence of categories - established by the Grothendieck construction - between discrete fibrations over  $\mathbf{C}$  and copresheaves  $\phi$  as in the diagram above. This is telling us that  $\mathbf{Cat}$  has a classifier of discrete fibrations, given by the copresheaf construction. So, in a 2-topos, discrete opfibrations play the analog of monomorphisms, and their associated prestack is representable.

$$\mathbf{Fib}_{\text{dsc}}(\mathbf{C}) \simeq \mathbf{Cat}(\mathbf{C}, \mathbf{Set}).$$

**Definition 5.3.2** (Elementary 2-topos, very similar to [Web07, Def. 4.10]). An elementary 2-topos is a cartesian closed 2-category with finite limits and a classifier of discrete fibrations.

**Remark 5.3.3** (Not exactly Weber). Weber's original definition allows for a more humble notion of classifier, indeed it can be a classifier of *some* discrete fibrations. Also, it is based on the notion of opfibration, but this choice does not lead to any conceptual difference in our treatment. Among the examples, he gives  $\mathbf{Set}_{\bullet, \lambda} \rightarrow \mathbf{Set}_{\lambda}$  as the classifier of the fibrations with  $\lambda$ -small fibers. Our definition, which is in some sense more ambitious but also closer to that of elementary topos rules out all our desired examples.

- $\mathbf{cat}$  has finite limits and is cartesian closed, but it does not have a classifier.
- $\mathbf{Cat}$  has finite limits and a subobject classifier, but is not cartesian closed.
- $\mathbf{CAT}$  does not have the classifier, again.

This is probably the reason behind Weber's flexibility, indeed the classifiers of  $\lambda$ -small fibrations are by many considered a sufficiently expressive alternative that successfully eludes size issues. We do not see it that way. Here we see that we have a problem that is very similar to the predicativity case.

Luckily, there is a very consistent way to fix Weber’s definition of elementary 2-topos in such a way that all the listed desiderata are indeed examples. The situation is very similar to that of predicativity. Indeed, the prestack of fibrations

$$\mathcal{P} : \mathbf{cat}^\circ \rightarrow \mathbf{Cat}$$

is a virtual object (because it is classified by hom-ing into  $\mathbf{Set}$ ), despite not being representable. This is witnessing the fact that  $\mathbf{cat}$  has a 2-dimensional version of *descent*, and indeed it is a 2-topos in the sense of Street [Str82]. Of course, on a technical level, it just follows from the fact that such a prestack is almost representable, and thus of course it is a virtual object.

**Construction 5.3.4** (The fibration of discrete opfibrations). Let  $\mathcal{K}$  be a 2-category, and consider the prestack mapping an object  $k$  to the category of discrete fibrations over  $k$ ,

$$k \mapsto \mathbf{Fib}_{\text{dsc}}(k).$$

Via the Grothendieck construction, this prestack comes with an associated fibration, for which we will use the same name. Moreover, because the identity of  $k$  is always a discrete fibration, we can construct the following commutative triangle.

$$\begin{array}{ccc} \mathcal{K}_{/1} & \xrightarrow{\Sigma_\top} & \mathbf{Fib}_{\text{dsc}} \\ & \searrow & \swarrow \\ & \mathcal{K} & \end{array}$$

**Definition 5.3.5** (Similar to [Web07, Def. 4.10]). An elementary 2-topos is a 2-category  $\mathcal{K}$  that

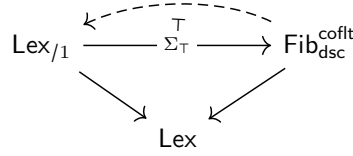
- (1) has finite 2-limits,
- (2) is cartesian closed,
- (3) the prestack of discrete fibrations is a 2-virtual object, i.e. it preserves all 2-limits,
- (4)  $\Sigma_\top$  above has a right adjoint.

**Example 5.3.6.** Now, let us show that  $\mathbf{cat}$  is an elementary 2-topos in our sense. Given the discussion above, it is enough to verify the condition (4) in the definition above. In the spirit of Theorem 3.1.1, this follows from the observation that if  $\mathbf{C}$  is a small category, the category of elements of a copresheaf  $\mathbf{Elt}_s(\phi)$  is always small, and thus we can construct the right adjoint  $\Delta_\top$ .

**5.4. Gabriel-Ulmer dualities and Dependent Type Theories.** Consider the 2-category  $\mathbf{Lex}$  of categories with finite limits, functors preserving them, and natural transformations. As in the case of  $\mathbf{Cat}$ , we maintain a level of flexibility for sizes, adopting the notation  $\mathbf{lex}, \mathbf{Lex}, \mathbf{LEX}$  when necessary. There is a canonical prestack defined on it, which is the witness of Gabriel-Ulmer duality,

$$\mathbf{Lex}(-, \mathbf{Set}) : \mathbf{Lex}^\circ \rightarrow \mathbf{Cat}.$$

Clearly, this prestack has an associated fibration which we will call  $p : \mathbf{Fib}_{\text{dsc}}^{\text{coft}} \rightarrow \mathbf{Lex}$ , because we can describe an object in each fiber  $p^{-1}(\mathbf{C})$  as a cofiltered discrete fibration  $\mathbf{I} \rightarrow \mathbf{C}$  via the Grothendieck construction. Moreover, because  $\mathbf{C}$  has finite limits, it is cofiltered as a category, and thus its identity sits in  $p^{-1}(\mathbf{C})$ . This observation yields the following diagram,



Where the functor  $\Sigma_{\top}$  chooses the identity of each category. By means of the usual discussion,  $\Sigma_{\top}$  has a right adjoint, establishing a dependent type theory over  $\text{Lex}$ . Following Theorem 3.1.1, and observing that 2-limits in  $\text{lex}$  are computed in  $\text{cat}$ , it follows that such a dependent type theory is available also for  $\text{lex}$ . Yet, this does not show that  $\text{lex}$  or  $\text{Lex}$  are elementary 2-topoi, indeed we lack a complete characterization of discrete fibrations in this category, and we do not know whether the forgetful functor into  $\text{Cat}$  creates them. Of course, the discussion above is not special of  $\text{Lex}$ , and works perfectly also for  $\text{Prod}$  and similar circumstances.

## REFERENCES

- [AGH21] Steve Awodey, Nicola Gambino, and Sina Hazratpour. Kripke-joyal forcing for type theory and uniform fibrations. *arXiv preprint arXiv:2110.14576*, 2021.
- [Alt17] Thorsten Altenkirch. Introduction to homotopy type theory. Lecture notes for a course at EWSCS, 2017.
- [Awo18] Steve Awodey. Natural models of homotopy type theory. *Mathematical Structures in Computer Science*, 28(2):241–286, 2018.
- [BJ81] André Boileau and André Joyal. La logique des topos. *The Journal of Symbolic Logic*, 46(1):6–16, 1981.
- [Bor94] Francis Borceux. *Handbook of Categorical Algebra*, volume 1 of *Encyclopedia of Mathematics and its Applications*. Cambridge University Press, 1994.
- [Bra21] Martin Brandenburg. Large limit sketches and topological space objects. *arXiv preprint arXiv:2106.11115*, 2021.
- [Cos72] M Coste. Langage interne d’un topos. *Seminaire Bénabou, Université Paris-Nord*, 1972.
- [Gra66] John W. Gray. Fibred and cofibred categories. In S. Eilenberg, D. K. Harrison, S. MacLane, and H. Röhl, editors, *Proceedings of the Conference on Categorical Algebra*, pages 21–83, Berlin, Heidelberg, 1966. Springer Berlin Heidelberg.
- [HHP93] Robert Harper, Furio Honsell, and Gordon Plotkin. A framework for defining logics. *Journal of the ACM (JACM)*, 40(1):143–184, 1993.
- [Hof97] Martin Hofmann. *Syntax and Semantics of Dependent Types*, page 79–130. Publications of the Newton Institute. Cambridge University Press, 1997.
- [Jac99] Bart Jacobs. *Categorical logic and type theory*. Elsevier, 1999.
- [Joh77] Peter T Johnstone. Topos theory, volume 10 of. *London Mathematical Society Monographs*, 1977.
- [Kle67] Stephen Cole Kleene. *Mathematical Logic*. John Wiley & Sons, 1967.
- [KR77] Anders Kock and Gonzalo E Reyes. Doctrines in categorical logic. In *Studies in Logic and the Foundations of Mathematics*, volume 90, pages 283–313. Elsevier, 1977.
- [Law64] F William Lawvere. An elementary theory of the category of sets. *Proceedings of the National academy of Sciences of the United States of America*, 52(6):1506, 1964.
- [Law70] F. William Lawvere. Equality in hyperdoctrines and comprehension schema as an adjoint functor. *Proceedings of the American Mathematical Society*, pages 1–14, 1970.
- [Law71] F William Lawvere. Quantifiers as sheaves. In *Proc Intern. Congress of Math.*, pages 1506–1511. Gauthier-Villars, 1971.
- [LM94] Saunders Mac Lane and Ieke Moerdijk. *Sheaves in Geometry and Logic*. Springer New York, 1994.
- [LM05] F William Lawvere and Colin McLarty. An elementary theory of the category of sets (long version) with commentary. *Reprints in Theory and Applications of Categories*, 11:1–35, 2005.
- [LS88] Joachim Lambek and Philip J Scott. *Introduction to higher-order categorical logic*, volume 7. Cambridge University Press, 1988.
- [Mai05] Maria Emilia Maietti. Modular correspondence between dependent type theories and categories including pretopoi and topoi. *Mathematical Structures in Computer Science*, 15(6):1089–1149, 2005.

- [Mak93] Michael Makkai. The fibrational formulation of intuitionistic predicate logic i: completeness according to gödel, kripke, and läuchli, part 2. *Notre Dame J. Formal Log.*, 34:471–498, 1993.
- [Mar84] Per Martin-Löf. *Intuitionistic type theory*, volume 1 of *Studies in proof theory*. Bibliopolis, 1984.
- [Mit72] William Mitchell. Boolean topoi and the theory of sets. *Journal of Pure and Applied Algebra*, 2(3):261–274, 1972.
- [ML75] Per Martin-Löf. An intuitionistic theory of types: Predicative part. In H.E. Rose and J.C. Shepherdson, editors, *Logic Colloquium '73*, volume 80 of *Studies in Logic and the Foundations of Mathematics*, pages 73–118. Elsevier, 1975.
- [ML87] Per Martin-Löf. Truth of a proposition, evidence of a judgement, validity of a proof. *Synthese*, pages 407–420, 1987.
- [ML96] Per Martin-Löf. On the meanings of the logical constants and the justifications of the logical laws. *Nordic journal of philosophical logic*, 1(1):11–60, 1996.
- [MLS84] Per Martin-Löf and Giovanni Sambin. *Intuitionistic type theory*, volume 9. Bibliopolis Naples, 1984.
- [MP89] Michael Makkai and Robert Paré. *Accessible Categories: The Foundations of Categorical Model Theory*. American Mathematical Society, 1989.
- [MR13] Maria Emilia Maietti and Giuseppe Rosolini. Quotient completion for the foundation of constructive mathematics. *Logica Universalis*, 7(3):371–402, 2013.
- [NVP08] Sara Negri and Jan Von Plato. *Structural proof theory*. Cambridge university press, 2008.
- [Osi75a] Gerhard Osius. Logical and set theoretical tools in elementary topoi. In *Model Theory and Topoi*, pages 297–346. Springer, 1975.
- [Osi75b] Gerhard Osius. A note on kripke-joyal semantics for the internal language of topoi. In *Model theory and topoi*, pages 349–354. Springer, 1975.
- [Pit83] Andrew M. Pitts. An application of open maps to categorical logic. *Journal of Pure and Applied Algebra*, 29:313–326, 1983.
- [Res02] Greg Restall. *An introduction to substructural logics*. Routledge, 2002.
- [See86] R.A.G. Seely. *Modelling Computations : a 2-categorical Framework*. The College, 1986.
- [Str74a] Ross Street. Elementary cosmoi i. In *Category Seminar*, pages 134–180. Springer, 1974.
- [Str74b] Ross Street. Fibrations and yoneda’s lemma in a 2-category. In Gregory M. Kelly, editor, *Category Seminar*, pages 104–133, Berlin, Heidelberg, 1974. Springer Berlin Heidelberg.
- [Str80] Ross Street. Cosmoi of internal categories. *Transactions of the American Mathematical Society*, 258(2):271–318, 1980.
- [Str82] Ross Street. Characterization of bicategories of stacks. In *Category Theory*, pages 282–291. Springer, 1982.
- [Tay90] Paul Taylor. The trace factorisation of stable functors. *Preprint, Imperial College*, 1990.
- [Tay99] Paul Taylor. *Practical Foundations of Mathematics*. Number v. 59 in Cambridge Studies in Advanced Mathematics. Cambridge University Press, 1999.
- [TS00] Anne Sjerp Troelstra and Helmut Schwichtenberg. *Basic proof theory*. Number 43. Cambridge University Press, 2000.
- [Uem19] Taichi Uemura. A general framework for the semantics of type theory. *arXiv preprint arXiv:1904.04097*, 2019.
- [Web07] Mark Weber. Yoneda structures from 2-toposes. *Applied Categorical Structures*, 15(3):259–323, 2007.
- [Wit22] Ludwig Wittgenstein. *Tractatus logico-philosophicus*. London: Routledge, 1981, 1922.

GRETA CORAGLIA:  
 DEPARTMENT OF MATHEMATICS  
 UNIVERSITY OF GENOA  
 VIA DODECANESO 35, 16146 GENOVA, ITALY  
[coraglia@dima.unige.it](mailto:coraglia@dima.unige.it)

IVAN DI LIBERTI:  
 INSTITUTE OF MATHEMATICS  
 CZECH ACADEMY OF SCIENCES  
 ŽITNÁ 25, 115 67 PRAHA 1, CZECH REPUBLIC  
[diliberti.math@gmail.com](mailto:diliberti.math@gmail.com)