

# A Promising Intersection of Excited-State-Specific Methods from Quantum Chemistry and Quantum Monte Carlo

Leon Otis<sup>1</sup> and Eric Neuscamman<sup>2, 3, a)</sup>

<sup>1)</sup>*Department of Physics, University of California Berkeley, CA 94720, USA*

<sup>2)</sup>*Department of Chemistry, University of California Berkeley, CA 94720, USA*

<sup>3)</sup>*Chemical Sciences Division, Lawrence Berkeley National Laboratory, Berkeley, CA, 94720, USA*

(Dated: 7 February 2023)

We present a discussion of recent progress in excited-state-specific quantum chemistry and quantum Monte Carlo alongside a demonstration of how a combination of methods from these two fields can offer reliably accurate excited state predictions across singly excited, doubly excited, and charge transfer states. Both of these fields have seen important advances supporting excited state simulation in recent years, including the introduction of more effective excited-state-specific optimization methods, improved handling of complicated wave function forms, and ways of explicitly balancing the quality of wave functions for ground and excited states. To emphasize the promise that exists at this intersection, we provide demonstrations using a combination of excited-state-specific complete active space self-consistent field theory, selected configuration interaction, and state-specific variance minimization. These demonstrations show that combining excited-state-specific quantum chemistry and variational Monte Carlo can be more reliably accurate than either equation of motion coupled cluster theory or multi-reference perturbation theory, and that it can offer new clarity in cases where existing high-level methods do not agree.

## I. INTRODUCTION

### A. Challenges Faced by Current Methods

The wide variety of different excited states in molecules poses an ongoing challenge for traditional electronic structure methods. Many of the most widely applied and scalable methods may provide satisfyingly accurate predictions for one class of excited states, only to fail on others. When surveying the landscape of electronic structure techniques, this problem of inconsistent performance can be traced to the difficulty of simultaneously satisfying the multiple requirements for accurate treatment of all classes of excited states. First, a method should have the means of correctly describing multiconfigurational character, which is more common among excited states compared to ground states. At the same time, for quantitatively accurate energies, the method must possess an ability to capture weak correlation effects. This effective treatment of strong and weak correlation should be maintained in a balanced fashion for both ground and excited state in order to obtain correct energy differences, and accounting for orbital relaxations may be necessary for cases where orbital shapes differ significantly between the two states. Any potential method with general-purpose applicability to excited states must also satisfy the above considerations in larger molecules and basis sets. After discussing the individual strengths and weaknesses of some widely used quantum chemistry approaches, we will review recent advances in excited-state-specific methods in variational Monte Carlo and quantum chemistry and explore the promise offered by their combination.

Time-dependent density functional theory (TDDFT) is by far the most commonly used approach for excited states

and has played a leading role in the modeling of absorption spectra.<sup>1</sup> However, TDDFT has historically struggled, at least for its most common functional choices within the adiabatic approximation, to describe some classes of excited states accurately, with double excitations and charge transfer (CT) as two notorious examples.<sup>2–5</sup> While excited state DFT methods continue to benefit from extensive research<sup>6–9</sup> analyzing and improving approximate functionals, these categories of excited states remain challenging. One alternative approach is to employ Green’s function techniques such as GW-BSE, which can obtain improved excitation energies over TDDFT,<sup>10–12</sup> but these methods in practice rely on an initial set of DFT eigenvalues and eigenstates and are sensitive to this choice of starting point. These challenges, and the ever-growing array<sup>13,14</sup> of possible functional choices, motivate the development and use of methods with greater predictive power for difficult categories of excited states.

Among wave function approaches to excited states, coupled cluster theory has much to recommend it, given its prowess for ground state properties and its effective treatment of weak correlation.<sup>15–17</sup> Excited state extensions of coupled cluster, particularly the equation-of-motion formulation<sup>18</sup> (EOM-CC), have become widely used at different levels of cluster truncation. For single valence excitations, limiting the excitation level to singles and doubles with EOM-CCSD obtains balanced results with a systematic error of only a few tenths of an eV.<sup>19</sup> Approaches which include higher orders can achieve even better accuracy. Notably, the approximate inclusion of triple excitations, as in iterative models such as CC3, is sufficient to achieve comparable accuracy to EOM-CCSDT (a few hundredths of an eV) for this category of excitations.<sup>20</sup>

However, for double excitations, EOM-CCSD produces substantially larger errors than for single excitations<sup>21</sup> and, while higher orders of coupled cluster can obtain accurate results in some cases,<sup>22</sup> their errors can still be as large as half an eV or worse for pure double excitations.<sup>23</sup> Besides these

<sup>a)</sup>Electronic mail: eneuscamman@berkeley.edu

inaccuracies, the cost-scalings of high-level coupled cluster methods ( $N^8$  for EOM-CCSDT and  $N^{10}$  for EOM-CCSDTQ) hinders their application to large molecules, even for types of excited states for which they are well suited.

The difficulties faced by coupled cluster theory in strongly correlated states like many double excitations helps motivate the use of multi-reference approaches such as complete active space second order perturbation theory (CASPT2).<sup>23–35</sup> While CASPT2 faces its own limitations due to intruder states, sensitivity to active space and state-averaging choices, and the limiting of its weak correlation treatment to the PT2 level, it is still capable of obtaining accurate excitation energies, most notably in double-excitation-dominated states where coupled cluster struggles.<sup>23</sup> In CT states, however, the situation is reversed, with CASPT2’s accuracy suffering<sup>36–38</sup> as state-averaging<sup>39</sup> prevents the orbitals it uses from fully relaxing in the presence of the charge transfer. Indeed, recent efforts to build accurate benchmark sets for CT states, which are currently less common than for other classes of excited states, have relied upon coupled cluster theory.<sup>40–42</sup> Whether it is coupled cluster’s difficulties with double excitations or CASPT2’s difficulties with charge transfer or TDDFT’s difficulties with both, the limitations of the most widely used excited state methods motivate the development of approaches that can offer accurate treatments regardless of which type of excited state is being considered.

While a number of methods,<sup>43,44</sup> including selected configuration interaction (sCI),<sup>20,23,45–47</sup> density matrix renormalization group (DMRG),<sup>48,49</sup> and full configuration interaction quantum Monte Carlo (FCIQMC),<sup>50–54</sup> can achieve this reliability with systematic exploitation of wave function sparsity and/or compressibility, their exponential scaling limits their prospects for extensions beyond small systems. A recent study<sup>43</sup> of benzene is a useful demonstration of the state-of-the-art capabilities of this collection of high accuracy techniques. The determination of benzene’s ground state energy in a double- $\zeta$  basis set is both an important example of the molecular sizes that these high-level approaches can now treat and a reminder of the challenges they face in larger systems and the larger basis sets needed for excited state accuracy. So far, the role of sCI, DMRG, and FCIQMC in larger molecules beyond benzene has been limited to mostly serving as (impressively large) active space solvers.<sup>55–59</sup> Thus, whether one looks to coupled cluster, multi-reference perturbation theory, or the modern array of sparsity and compressibility approaches, it remains challenging to deliver consistently accurate excitation energies in larger molecules, larger basis sets, and across the wide variety of excitation types.

In this Focus Article, we will discuss advances in excited-state-specific methods in quantum chemistry (QC) and quantum Monte Carlo (QMC) and the opportunities offered by their intersection. Variational Monte Carlo<sup>60–62</sup> (VMC) in particular has seen a great deal of progress in modeling excited states in recent years.<sup>63</sup> Thanks to improved methods for handling large Slater determinant expansions and performing wave function optimization, excited state VMC is now in a much stronger position to take full advantage of recent advances in sCI and excited-state-specific quantum chemistry.

As has long been true in ground state simulations, it is increasingly possible for excited state theories from quantum chemistry to partner with quantum Monte Carlo to deliver systematically improvable descriptions of excited states. When these two methodologies work together in a fully excited-state-specific manner, it is possible to handle strong correlation, weak correlation, and post-excitation orbital relaxations in a way that leads to reliable accuracy for singly excited, doubly excited, and charge transfer states in system sizes beyond what is currently possible for DMRG, sCI, and FCIQMC. To see how these advantages come about, let us begin by overviewing the progress that has made them possible before discussing the QC/QMC excited state intersection more directly.

## B. Recent Developments in Variational Monte Carlo

### 1. Optimization

Whether aiming to describe a ground or excited state, the optimization of sophisticated wave function approximations is a key challenge in VMC that has seen substantial progress in recent years. In the early years of VMC optimization, it was often only a handful of Jastrow factor parameters that were optimized, with the remaining parameters (such as those that control orbital shapes) typically left at whatever values had been determined by DFT or quantum chemistry.<sup>64–67</sup> Progress on methods that incorporate second-derivative information — such as modified Newton,<sup>68</sup> the linear method<sup>69–72</sup> (LM), and stochastic reconfiguration<sup>73–76</sup> (SR) — made full wave function optimization, including Jastrow, orbital, configuration interaction, and pairing function parameters, more routine.<sup>70–72,74–84</sup> However, most optimizations were limited to hundreds of parameters, which stands in stark contrast to the thousands and millions of parameters involved in quantum chemistry methods like coupled cluster theory or recently-introduced neural-network wave functions for VMC.<sup>85–89</sup> LM and SR optimizations of large parameter sets (which we will define as those beyond a few thousand parameters) have to contend with two significant challenges: the memory required to store these methods’ matrices and the need to take large enough samples so that the statistical uncertainty in these matrices’ elements does not spoil the optimization.

Consider the memory issue first. In the original formulation of both the LM and SR, one constructs the overlap matrix in the basis of the wave function’s first derivatives with respect to optimizable parameters (the LM also constructs the Hamiltonian in this basis). Storage for these matrices grows quadratically with dimension, leading for example to quartic memory growth with system size for parameter sets (like the elements of the orbital coefficient matrix and the parameters of some Jastrow factors) that themselves grow quadratically in number with system size. The last decade has seen three promising developments that each allow for substantial reductions in memory footprint. First, it is possible to employ Krylov-subspace-based algorithms to solve the linear equation in SR or the eigenvalue equation in the LM with-

out ever constructing the matrices in question.<sup>90,91</sup> Second, accelerated descent (AD) methods adapted from the machine learning community allow for optimization without involving these matrices at all,<sup>92–95</sup> and, although AD methods are typically not as effective at driving an optimization close to the exact minimum,<sup>96</sup> they can be applied to far larger parameter sets with less concern for the effects of statistical uncertainty. Third, the memory footprint can be reduced by methods that approximate either SR or the LM in ways that allow them to avoid having to store or even evaluate all the matrix elements. Examples of this approach include multi-stage blocking<sup>97</sup> for the LM and variants of the Kronecker-factored approximate curvature (KFAC) method that are closely related to SR.<sup>86</sup> We have found that hybrids that combine AD methods with approximated matrix methods are especially effective,<sup>96,98</sup> and indeed this hybrid approach is used in the VMC optimization stage for the results presented later in this article.

Turning to the somewhat less straightforward issue of statistical uncertainty, it is important to recognize that the key working equations of the LM and SR involve either the diagonalization or inversion of a matrix and that, when the matrix dimension becomes large, the results of these operations are highly nonlinear functions of the matrix elements. Indeed, a matrix’s eigenvalues come from its characteristic polynomial, whose degree of nonlinearity is the matrix dimension itself. Thus, the basic expectation that the LM and SR will, as Monte Carlo methods, produce statistically uncertain optimization steps is compounded by the fact that uncertainties in the matrix elements are run through highly nonlinear operations, with the degree of nonlinearity growing with the number of parameters being optimized. It would therefore not be surprising if the number of samples needed to produce a healthy optimization grew with parameter number, especially considering that, in the extreme limit of a sample size smaller than the number of optimizable parameters, the LM and SR working equations become straightforwardly underdetermined and thus ill-defined. A further complication arises in variance optimization, as the variance of the energy variance is not finite when employing the usual  $|\Psi|^2$  importance sampling function,<sup>99,100</sup> although this issue can be resolved by employing other importance sampling functions.<sup>98,101</sup>

While taking a large enough sample size is in principle sufficient to overcome these optimizations’ compounded statistical uncertainty issues so long as importance sampling has been handled correctly, arbitrarily large samples are not always possible in practice and so alternatives must be pursued. AD methods have an obvious advantage in this regard, as they avoid matrix-based working equations entirely and with them the complications that come from running statistically uncertain quantities through highly-nonlinear equations. While parameter gradients possess an infinite variance when estimated with the  $|\Psi|^2$  distribution,<sup>102</sup> the same strategies for addressing the energy variance’s infinite variance, such as employing other importance sampling functions,<sup>98,101</sup> can be straightforwardly applied to these quantities. AD methods are thereby able to operate stably with far smaller sample sizes at each optimization step than either SR or the LM. In fact, because the damping factors<sup>92</sup> employed to stabilize the long-term be-

havior of AD gradually convert them into stochastic gradient descent (SGD), they benefit from SGD’s guarantee of eventual convergence. However, this guarantee does not ensure that such convergence occurs in a manageable number of optimization steps, which in practice means that the total number of samples needed by AD across all optimization steps is often larger than for the LM.<sup>96</sup> The blocking approach<sup>97</sup> and its hybridizations with AD<sup>96,98</sup> exist as a middle ground, reducing the size of and thus the degree of nonlinearity in the matrix equations without dropping them entirely.

Now, none of these optimization techniques would be viable without the ability to efficiently evaluate the necessary derivatives of the wave function and its local energy at each random sample. Recent years have seen especially strong progress in this regard in the area of multi-Slater Jastrow wave functions with the introduction of fast analytic gradients<sup>103,104</sup> that fully exploit the structure of the table method algorithm.<sup>105,106</sup> This and similar approaches have been applied to wave functions with tens of thousands of determinants,<sup>107</sup> excited states,<sup>108</sup> orbital-space VMC,<sup>109</sup> and even geometry optimizations.<sup>107</sup> These advances in optimization and gradient methods have made it increasingly possible for VMC to benefit from the recent progress in sCI methodology, and it is to this combination to which we now turn.

## 2. Selected Configuration Interaction and VMC

Although multi-determinant trial functions have long been used within VMC,<sup>72,105,106,110–114</sup> the approach has been invigorated in recent years by connections to progress in sCI methodology. sCI methodology has improved to the point that, for molecules with two or three heavy (non-hydrogen) atoms, there are now many sCI methods available that can offer affordable, FCI-quality results in large basis sets.<sup>45,46,58,115–120</sup> Although they are far less expensive than FCI, sCI methods share its exponential cost-scaling with system size, and so this exquisite accuracy is, for now at least, not available in larger molecules. However, unconverged sCI calculations in such molecules still contain a wealth of information, and in particular can serve as an efficient way for identifying the most important determinants to include in QMC calculations.<sup>96,98,107,108,121–128</sup> The basic idea is that, although any multi-Slater expansion extracted from sCI in a large molecule will not be capable of an exhaustive treatment of electron correlation, it does not have to be if it can be complemented by Jastrow factors or diffusion Monte Carlo (DMC). If the incomplete expansion taken from sCI provides a good accounting of any strong correlation effects, then wave function components like Jastrow factors that are better suited to the details of weak correlation such as cusp effects can be employed to produce a highly-accurate multi-Slater Jastrow ansatz. With the recent advances in optimization methods discussed above, this approach has made great strides in recent years.

An early ground state application to the oxygen atom<sup>121</sup> bypassed VMC optimization entirely by merely performing DMC with the nodes set by a pure sCI wave function with

no Jastrow term. A further study on first-row atoms<sup>122</sup> explored the advantages of reoptimizing sCI determinant coefficients together with the Jastrow factor and more recent molecular applications have employed full VMC optimization of wave functions with thousands of determinants to obtain VMC geometries in medium-sized molecules.<sup>107,127,128</sup> In the solid state, systematic reduction of the fixed-node error through larger sCI expansions has been demonstrated in diamond.<sup>125</sup> Another important success of the combination of sCI and QMC, which we will add to through the demonstrations below, has been the calculation of highly accurate excitation energies in molecules.<sup>98,107,108,128,129</sup>

### 3. Excited States

Although most uses of QMC methods focus on the ground state, there has also been a substantial amount of work applying QMC, and especially VMC, to excited states. In many cases, and especially in earlier applications, researchers have relied on quantum chemistry methods like DFT and CASSCF to determine the fermionic part of the wave function, with only the Jastrow factor optimized within VMC.<sup>130–135</sup> Although in this Focus Article we will for efficiency's sake advocate a partial return to this reliance on quantum chemistry in the context of excited-state-specific CASSCF, we emphasize that these early uses of quantum chemistry to determine the final orbitals and/or determinant coefficients typically did not have the luxury of employing excited-state-specific quantum chemistry methods.

Of course, the optimal orbital shapes and determinant coefficients for an excited state change upon the introduction of a Jastrow factor, and much work has focused on relaxing excited states' orbital and CI parameters within VMC. In many cases, molecular symmetry causes the excited state of interest to be the lowest energy eigenstate within its irreducible representation, allowing ground state VMC techniques to be applied.<sup>136–138</sup> In other cases, energy minimization with root targeting can be successful,<sup>136</sup> but in general this approach is prone to root flipping.<sup>139,140</sup> Multiple approaches have been taken to avoid this issue, including a recently-introduced penalty method<sup>141</sup> that, like similar projector Monte Carlo methods before it,<sup>52</sup> seeks to optimize an energy eigenstate that is orthogonalized against lower states. By far the most widely used approach, however, both to combat root flipping and in excited state VMC more generally, is state averaging,<sup>77,80–83,107,128,142–150</sup> in which one minimizes the average energy of the ground state and some number of excited states using a common set of molecular orbitals and (often) a common Jastrow factor. Regardless of the optimization approach, an imbalance in the quality of the descriptions of ground and excited state can lead to poor accuracy for excitation energies, and so it is becoming increasingly common to use measures of wave function quality such as the VMC variance<sup>101</sup> or the sCI variance or PT2 correction size<sup>107,128</sup> to ensure this balance is indeed present.

## C. Excited-State-Specific Methods

### 1. Variational Monte Carlo

Another approach to excited states in VMC is to pursue individual excited states by minimizing an objective function for which they are the unique global minimum. The existence of such objective functions was recognized at least as early as the late 1960s,<sup>151,152</sup> and they were first connected to VMC theory in 1988.<sup>153</sup> More recently, this class of objective functions has been explored further in order to improve the ability to target an individual excited state.<sup>154</sup> The essential strategy behind these VMC-friendly, excited-state-specific objective functions is to exploit the fact that the energy uncertainty  $\sigma$  (or, equivalently, the energy variance  $\sigma^2$ ) is zero if and only if the wave function is a Hamiltonian eigenstate. Thus, each non-degenerate excited state exists as a local minimum of the energy variance. With some manipulation, objective functions related to the energy variance<sup>129,153–155</sup> can be built such that a user-controlled energy value  $\omega$  can be used to select which excited state will be the global minimum and thus targeted by the optimization. Interestingly, the simplest versions of these objective functions break size-consistency if the targeting energy  $\omega$  is held fixed, but in practice it can be automatically adjusted on the fly so as to turn these approaches into excited-state-specific variance minimization methods.<sup>155</sup>

It is important to note that care must be taken in the design of the numerical methods used in the nonlinear minimization of these objective functions to ensure they are stable. As has been recently reported, some numerical methods choices can lead to unstable, failed optimizations.<sup>129</sup> Although a technical discussion of this issue lies outside the scope of this Focus Article, we will say that our own investigations indicate that such instabilities in excited-state-specific variance optimization arise from the way in which statistical uncertainty interacts with optimization step control measures such as step damping and trust radius methods. Some classes of step control appear to be ineffective in this context, while others are well-suited for dealing with the ways in which statistical uncertainty affects parameter update steps. We will address this topic in detail in an upcoming publication. For this Focus Article, let us simply stress that the step control measures built into the hybrid optimization method discussed below produced stable optimizations in all the states investigated for this article. Beyond the design of the numerical minimization method, it is also important to use importance sampling functions that avoid the infinite variance-of-the-variance issue<sup>99–101</sup> that, if not addressed, prevents accurate estimations of these objective functions.

Although the application of excited-state-specific VMC to real molecular and materials systems is still in its early days, a number of promising results can already be found in the literature. These include modeling doubly excited states with both geminal power wave functions<sup>154</sup> and multi-Slater Jastrow expansions.<sup>98</sup> Other applications involving multi-Slater Jastrow wave functions include charge transfer states,<sup>108</sup> core excitations,<sup>156</sup> and the band edge optical states in solids.<sup>157</sup> These objective functions have also supported the develop-

ment of a variation-after-response wave function ansatz<sup>158,159</sup> and its use as a starting point for excited-state diffusion Monte Carlo.<sup>160</sup> These examples show that excited-state-specific VMC has promise in its own right, but, as we will argue in this Focus Article, the opportunities that arise when it is combined with excited-state-specific quantum chemistry are especially compelling.

## 2. Quantum Chemistry

Excited-state-specific methods in quantum chemistry also have a long history and have benefited from a number of recent developments. Perhaps the longest-standing approach is  $\Delta$ -self-consistent-field<sup>161–164</sup> ( $\Delta$ SCF), in which one seeks to converge the optimization of a single-determinant wave function to a non-ground-state energy stationary point, typically by solving for higher roots of the Roothaan equation. The efficacy of this approach was substantially improved by the introduction of maximum overlap methods,<sup>165,166</sup> and can be made more robust still by using quantum-chemistry-friendly excited state variational principles based on the norm of the energy gradient.<sup>8,167</sup> Similarly, it is also possible to use energy-variance-based variational principles in quantum chemistry, which has facilitated the development of the  $\sigma$ -SCF method for excited states.<sup>168,169</sup> Other excited-state-specific approaches that center on mean-field ideas include constrained DFT,<sup>170</sup> square-gradient-minimization DFT<sup>8,9,171,172</sup> (SGM-DFT), and excited state mean field theory<sup>167,173–177</sup> and its corresponding second-order perturbation theory (ESMP2).<sup>173,178</sup> Very recently, more robust methods for excited-state-specific optimizations of the multi-reference complete active space self-consistent field (CASSCF) method have also been introduced.<sup>38,179,180</sup> Together, these advances allow post-excitation orbital relaxations to be treated on an equal footing with ground state approaches, which contrasts with state-averaging methods (where multiple states must come to a compromise over the orbital shapes), EOM-CC (where orbital relaxations are approximated by linear response), and TDDFT (where the adiabatic approximation prevents orbital relaxations for all electrons other than the one being excited).

The recent advances in excited-state-specific quantum chemistry are already offering new capabilities in challenging excited state scenarios. Both SGM-DFT<sup>171</sup> and ESMP2<sup>177</sup> now offer more accurate descriptions of valence relaxations in the presence of a core hole for 2nd-row K-edge states than EOM-CC, and the former has been successfully extended to core excitations in radical species.<sup>172</sup> Although there is only a limited amount of data in the literature so far, ESMP2 has shown significant promise for charge transfer excitations.<sup>178</sup> For double excitations dominated by a single determinant, both SGM-DFT<sup>8</sup> and  $\sigma$ -SCF<sup>168</sup> show considerable promise. Beyond vertical excitation energies, state-specific CASSCF (SS-CASSCF) has proven capable of making qualitative improvements to potential energy surfaces as compared to state-averaging<sup>179</sup> and in some cases offers smooth surfaces where state-averaging creates artificial discontinuities.<sup>38</sup> As we will

now discuss and demonstrate through examples, SS-CASSCF is an excellent example of a quantum chemistry method whose combination with excited-state-specific VMC offers significant opportunities.

## 3. A Promising Intersection

In the same way that ground state quantum chemistry methods are often used to supply good initial wave functions to ground state quantum Monte Carlo methods, excited-state-specific methods in quantum chemistry and quantum Monte Carlo are maturing to the point that a similar partnership holds great promise for modeling excited states. The remainder of this Focus Article will argue this point while also providing demonstrations of what is already possible with a particular combination of excited-state-specific quantum chemistry and quantum Monte Carlo. This combination will focus on SS-CASSCF, sCI, and excited state variance minimization in VMC, aiming to provide reliable accuracy across singly excited, doubly excited, and charge transfer excitations in contexts beyond the reach of DMRG, FCI-QMC, and sCI-PT2. However, this combination is just one example of the opportunities at this intersection, and it does not touch on major areas like projector Monte Carlo and excited-state-specific DFT. We therefore hope that it can help motivate further explorations at this intersection, from which we have every expectation that even more promising methods will arise.

The ability of SS-CASSCF to deliver excellent excited state orbital shapes allows it, in conjunction with sCI and state-specific variance minimization, to partner with VMC to deliver the orbital relaxation, strong correlation, and weak correlation treatments necessary for reliable accuracy in a wide range of excited states. Although it is increasingly possible to optimize orbital shapes together with large determinant expansions and Jastrow factors in VMC,<sup>103,104</sup> our experience has been that VMC orbital optimization remains more expensive and challenging than VMC optimizations in which the orbitals are held fixed. Hoping that SS-CASSCF has already done a good job at providing any necessary post-excitation orbital relaxation, we therefore hold our orbitals fixed after the SS-CASSCF calculation is complete. Although this will certainly limit the absolute accuracy of the individual states, we will see that it does not prevent the overall approach from delivering reliably high accuracy for excitation energies. We expect that this success for SS-CASSCF orbitals is due in part to our post-CASSCF use of sCI in a greatly expanded active space, which, among other things, can pick up determinants that are singly-excited out of the smaller SS-CASSCF active space and thus approximate further orbital relaxations that may be appropriate in light of correlation effects. It is important to note that this sCI is not run to convergence as it need only identify the most important determinants for use in VMC, allowing the extended active space to reach beyond what sCI methods could tackle on their own. Like many combinations of sCI and QMC,<sup>107,123–125,128,181,182</sup> this approach benefits from the relative sparsity of most low-lying electronic states in Fock space and the ability of Jastrow

factors<sup>74,153,183–193</sup> to address much of the remaining weak correlation treatment that exhaustive determinant expansions are inefficient for.

Since our orbital shapes are already state-specific, we rely on a recently developed approach to state-specific variance minimization<sup>98</sup> to further optimize the CI coefficients in tandem with the Jastrow parameters. Again, it is possible to also relax the orbitals at this point, but we have found that this does not offer much advantage in terms of accurate excitation energies relative to the starting SS-CASSCF orbitals. Finally, since these multi-Slater Jastrow wave functions will still not be exhaustively accurate in larger molecules and basis sets, we balance the quality of the ground and excited state through VMC variance matching.<sup>98,101,108,156</sup> Recent work suggests that it may be even more effective to perform quality matching at the sCI stage,<sup>107,128</sup> but for the demonstrations in this article we have employed VMC variance matching for simplicity. As a final note on the method we will demonstrate, it is worth paying attention to the relatively small determinant expansions that are employed. While it is now possible to use tens and even hundreds of thousands of determinants in VMC, the more determinants that are employed, the more limited the approach will be in the system sizes it can treat. Indeed, the ability of Jastrow factors and variance matching to mitigate the shortcomings of modest determinant expansions makes it easier to deploy the method in situations (e.g. the charge transfer state of benzonitrile in aug-cc-pVTZ) that are beyond the current reach of methods like sCI-PT2 and FCIQMC. To emphasize this point, let us stress that none of the calculations presented below required parallelization beyond ten 40-core computing nodes, which, at least by the standards of QMC, is not a huge computational investment.

This combination of quantum chemistry with VMC offers a number of key advantages. The explicitly multi-reference character is essential when treating difficult double excitations and in states with significant mixtures of singly- and doubly-excited character. By avoiding state averaging, charge transfer states are provided with fully appropriate post-excitation orbital relaxations. For weak correlation effects, the use of Jastrow factors and a modest but sCI-chosen configuration interaction expansion appears to be sufficient for the error cancellation balance of variance matching to do its job and deliver 0.1 eV accuracies in all systems tested in which a reliable theoretical benchmark exists. This interplay between variance matching, Jastrow factors, and the limited CI expansion is crucial, as it allows us to push into larger molecules and basis sets than could be reached by relying on determinant expansions alone. Compared to widely used quantum chemistry methods like TDDFT, EOM-CC, and CASPT2, the approach is noteworthy in its ability to offer 0.1 eV accuracy across singly excited, doubly excited, and charge transfer states, which none of these quantum chemistry methods can deliver across all of these excitation classes.

It is important to emphasize that the approximations employed in this approach are quite different than those used in EOM-CC, which allows us to validate coupled cluster results in some circumstances where it is not otherwise obvious (e.g. due to partial doubly excited character) how accurate

EOM-CC should be. When these methods agree about a challenging excitation energy, such as in the  $3^1A'$  state of uracil, the fact that they rely on very different assumptions and approximations increases our confidence in the accuracy of the prediction. We therefore hope that, in addition to its long-standing role in providing ground state reference data in both molecular<sup>194</sup> and solid-state<sup>67</sup> settings, quantum Monte Carlo can, in tandem with excited-state-specific quantum chemistry and coupled cluster theory, be increasingly helpful in this regard in challenging molecular excited states.

## II. THEORY

### A. Excited State-Specific Variational Monte Carlo

The application of VMC to excited states is an active area of research with multiple optimization objectives that can be employed, including both state-averaged energy minimization ( $E^{SA}$ )<sup>77,80,82,128,129,144,149</sup> and state-specific variance-based minimization ( $\Omega$  and  $W$ ).<sup>98,108,153–156</sup>

$$\Omega(\Psi) = \frac{\langle \Psi | (\omega - H) | \Psi \rangle}{\langle \Psi | (\omega - H)^2 | \Psi \rangle} = \frac{\omega - E}{(\omega - E)^2 + \sigma^2} \quad (1)$$

$$W(\Psi) = \langle \Psi | (\omega - H)^2 | \Psi \rangle = (\omega - E)^2 + \sigma^2 \quad (2)$$

$$E^{SA} = \sum_I w_I \frac{\langle \Psi^I | H | \Psi^I \rangle}{\langle \Psi^I | \Psi^I \rangle} \quad (3)$$

For the demonstrations in this article, we employ the state-specific objective function<sup>154</sup>  $\Omega$ , which targets the lowest state above  $\omega$  in energy when minimized.  $\Omega$  and  $W$  are nonlinear functions of the energy  $E$  and variance  $\sigma^2$ , which leads to a failure of size-consistency.<sup>155</sup> This can be verified by considering subsystems  $A$  and  $B$  with a product factorizable ansatz. In this case, the energy and variance will be additive ( $E = E_A + E_B$  and  $\sigma^2 = \sigma_A^2 + \sigma_B^2$ ), but  $\Omega$  and  $W$  will not, due to their nonlinearity. To achieve size-consistent results, the input  $\omega$  must be updated to  $E - \sigma$ , the difference between the energy and its standard deviation, which transforms the optimization of  $\Omega$  into state-specific variance minimization.<sup>155</sup> There are multiple approaches to varying  $\omega$ , but in this work we simply conduct multiple fixed- $\omega$  calculations and change the value of  $\omega$  between each one until self-consistency between it and  $E - \sigma$  is reached. In practice, only a few such fixed- $\omega$  optimizations are needed for any one state.

In contrast to the deterministic methods that are predominantly used in quantum chemistry, QMC makes stochastic estimates of the energy and all related quantities such as gradients and second derivatives. The quality of these estimates can depend on the probability distribution from which samples are drawn, and practitioners have useful flexibility in the

choice of this distribution. While  $\rho(\mathbf{R}) = \frac{\Psi(\mathbf{R})^2}{\int d\mathbf{R}\Psi(\mathbf{R})^2}$  is a common choice and has a zero variance property<sup>195</sup> for the energy when  $\Psi$  is an exact eigenstate, it suffers from an infinite variance problem with approximate  $\Psi$  in the estimation of other key quantities, particularly the variance<sup>99–101</sup> and some wave function derivatives. To address this issue, regularization schemes,<sup>102,196</sup> estimator modifications,<sup>195,197,198</sup> and other importance sampling functions<sup>98–101,108,199</sup> have all been variously employed by the QMC community. In this study, we use the same importance sampling function

$$|\Phi|^2 = |\Psi|^2 + c_1 \sum_i |\Psi^i|^2 + c_2 \sum_j |\Psi^j|^2 + c_3 \sum_k |\Psi^k|^2 \quad (4)$$

that was previously used and more fully discussed in recent work.<sup>98</sup> The coefficients  $c_1, c_2, c_3$  weight the sums of squares of wave function parameter derivatives, divided between Jastrow, CI, and orbital parameters respectively. We have found that setting  $(c_1, c_2, c_3) = (0.0, 0.0001, 0.0)$  is a reasonably effective choice for the molecules we consider.

## B. Hybrid Optimization

The stochastic nature of QMC increases the difficulty of its wave function ansatz optimization compared to the analogous problem encountered in deterministic methods. Optimization has been a long-running challenge in QMC method development for many years with a variety of algorithms being introduced. These include the linear method<sup>69–72</sup> and accelerated descent<sup>92–96</sup> approaches. Neither of these classes of methods is fully satisfactory, with the LM possessing a tendency for poor parameter updates due to stochastic step uncertainty with large numbers of variables and AD suffering from slow convergence to optimal parameter values.

We have recently developed a hybrid combination of the blocked version of the LM<sup>97</sup> with AD, first for ground state energy minimization<sup>96</sup> and then for variance-based excited state optimization.<sup>98</sup> In this approach, alternating between sections of descent optimization and the blocked LM enables more efficient convergence to the minimum than using either method on its own. The blocked LM is able to move parameters to the vicinity of the minimum more swiftly than descent, but descent is able to correct for any poor parameter updates made by the blocked LM due to step uncertainty, which makes it useful for converging more tightly. Throughout all our optimizations, we alternate between 100 iterations of AD and 3 steps of blocked LM and refer to one set of both as a macro-iteration. A typical optimization consists of a small number of macro-iterations followed by 1100 iterations of AD with final energy, target function, and variance averages taken over the final 500 iterations. These averages and the excited state optimizations are then used in our variance matching procedure, discussed below, to obtain a final excitation energy result. More extensive discussions of our hybrid method can be found in earlier papers<sup>96,98</sup> and in this Focus Article, we use the same combination of Nesterov momentum with RMSprop and the same hyperparameter choices as before.<sup>98</sup>

In this study, we improve the efficacy of this hybrid approach further by filtering which parameters are involved in the blocked LM steps at all by the statistical significance of the target function’s parameter derivatives, an approach that has been used successfully in other optimization contexts before.<sup>200</sup> We employ the criterion

$$\left| \frac{\langle \frac{\partial \Omega}{\partial p} \rangle}{\sigma_{\frac{\partial \Omega}{\partial p}}} \right| > 1 \quad (5)$$

to determine which parameters will be involved in the blocked LM steps. Thus, the mean value of the parameter derivative must be at least as large as the standard deviation of that derivative estimate in order for the parameter to be included for the blocked LM update on that iteration. The number and identity of the parameters that are turned off by this filtration stage will in practice vary from LM step to LM step, but we have found that it is typical for roughly a third of the parameter set to be filtered out in any given blocked LM iteration in our optimizations.

We also note that the filtered parameter space is further reduced by the blocked LM algorithm,<sup>97</sup> which divides the parameter set into blocks for LM-style diagonalizations. A limited number of eigenvectors are retained from each block to form the space for a second diagonalization that determines the final parameter update. In our optimizations, we have found that dividing the parameters that survive the filtration into 5 blocks and retaining 30 parameter directions from each block for the second stage of the blocked LM to be effective. The use of the initial filtration stage allows for an automated identification of a smaller variable space that the blocked LM can thereby treat with reduced step uncertainty. The AD sections of the hybrid method continue to optimize all of the variational parameters. This refinement of the hybrid method enhances the blocked LM’s ability to make significant updates to the most important parameters while allowing AD to handle the remaining finer-grained parameter adjustments.

## C. Wave Functions

The wave function ansatzes we use in our VMC optimizations are constructed from a preceding set of quantum chemistry calculations. In particular, we obtain molecular orbitals from a recently developed SS-CASSCF approach,<sup>38,179</sup> which uses a density-matrix-based scheme to track individual states during CASSCF’s CI and orbital relaxation optimization steps. This tracking approach overcomes root-flipping and obtains orbitals tailored specifically for the targeted excited state. We then employ sCI, specifically heat-bath CI,<sup>117,118</sup> to generate a set of the most important determinants for the state from an expanded active space within the now-state-specific orbital basis. We emphasize that converging this sCI is unnecessary and that in practice we often need only the first few hundred to few thousand most important determinants for use within VMC. With the addition of spline-based one- and two-body Jastrow factors, we arrive at

the form of the multi-Slater Jastrow (MSJ) ansatz used for all the molecules considered in this work.

$$\Psi = \psi_{MS} \psi_J \quad (6)$$

$$\psi_{MS} = \sum_{i=0}^{N_D} c_i D_i \quad (7)$$

$$\psi_J = \exp \left\{ \sum_i \sum_j \chi_{ij}(|r_i - r_j|) + \sum_k \sum_{l>k} u_{kl}(|r_k - r_l|) \right\} \quad (8)$$

We construct the Jastrow factor  $\psi_J$  with splines for the functions  $\chi_k$  and  $u_{kl}$ .<sup>201</sup> As we will show in our results, only limited numbers of the determinants  $D_i$  are needed to obtain highly accurate excitation energies in many molecules.

In all our VMC results, only the Jastrow factors and the determinant coefficients  $c_i$  are optimized by our hybrid method, while the orbitals are left at their SS-CASSCF shapes. While recent developments<sup>103,104</sup> with the table method have made orbital optimization at the VMC level more efficient, it remains more computationally demanding than the Jastrow and CI optimization, and significantly increases the difficulty of our optimization problem. Our decision to use SS-CASSCF orbital shapes and avoid any VMC orbital optimization enables us to obtain significant computational savings while retaining the benefits of state-specificity, particularly in cases with important orbital relaxation effects such as charge transfer. As our results show, leaving the orbitals at their SS-CASSCF shapes does not prevent us from obtaining accurate results, suggesting that the lion's share of orbital relaxation is present already in the active space picture.

#### D. Variance Matching

Another key part of obtaining a high level of accuracy with compact wave functions is ensuring a balanced treatment of both ground end excited state in order to benefit from cancellation of errors. Past work<sup>98,101,108,156</sup> has shown that matching the variance between ground and excited state improves excitation energy predictions, and in our demonstrations below we adopt a recently developed interpolation procedure<sup>156</sup> and in one case obtain an explicit variance match. In our interpolations, we perform ground state optimizations at multiple determinant expansion lengths to straddle the excited state variance and linearly interpolate to determine the excitation energy for a variance match. An example is shown in Figure 1 for the case of the carbon trimer and further discussion of the procedure can be found in the original publication.<sup>156</sup>

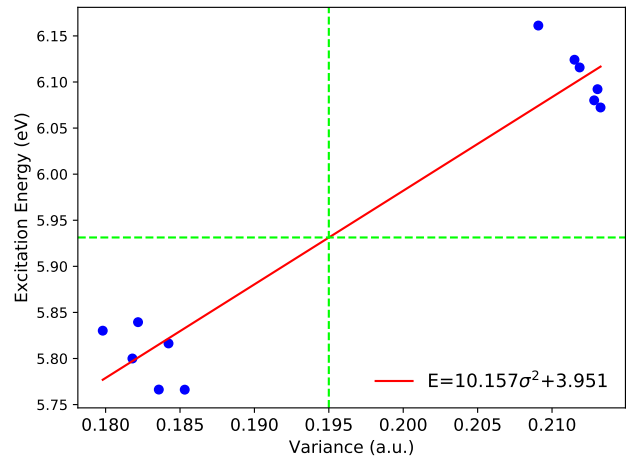


FIG. 1. Example of the linear interpolation used in variance matching. The points are variances and corresponding excitation energies for individual blocked LM iterations in ground state optimizations of 100 and 500 determinants. Each set of blocked LM points is taken from the last two macro-iterations of the converged hybrid method optimization. The excited state variance and the matched excitation energy value are marked by the green dashed lines. As shown in Table II below, the resulting excitation energy prediction of 5.93 eV is in good agreement with literature benchmarks.

### III. RESULTS

#### A. Computational Protocol and Technical Details

All our VMC calculations used a development version of QMCPACK.<sup>201,202</sup> In all cases, we used the pseudopotentials and associated basis sets developed by Mitas and coworkers.<sup>203</sup> Molecular geometries and theoretical best estimates (TBEs) were taken from literature benchmark sets,<sup>20,23,29,41,204</sup> with the molecular coordinates also listed in Appendix A. State-specific molecular orbitals were generated by an implementation of SS-CASSCF<sup>38,179</sup> in a development version of PySCF.<sup>205</sup> We generated sCI expansions in expanded active spaces with Dice,<sup>117,118</sup> iterating until at least a million determinants had been selected and then taking those with the largest coefficients into our VMC wave function. The particular active space and basis set choices for different molecules are given in the following sections for each set of excited states. For the charge transfer states we study, we have performed CASPT2 and coupled cluster calculations in Molpro<sup>206</sup> and GAMESS<sup>207</sup> for comparisons against our VMC results.

Once our ansatzes were generated, the CI coefficients were optimized within VMC simultaneously with one- and two-body Jastrow factors. The Jastrow factor splines each consisted of 10 coefficients defining the function within a distance of 10 bohr. With two exceptions, the initial value of the Jastrow coefficients was set to zero in all cases and CI coefficients were begun at their values from sCI. In the case of nitrosomethane, the final 1000 determinant excited state opti-



mization began from the result of a previous optimization of the Jastrow and 500 determinants, with the next 500 most important determinants from sCI added with initial coefficients of zero. For benzonitrile, the final ground and excited state optimizations began from the respective optimized wave functions obtained with initial guesses for  $\omega$ .

### B. Valence Single Excitations: Thioformaldehyde, Methanimine, and Ketene

In testing our methodology, we begin by considering valence single excitations, specifically the  $^1A_2(n \rightarrow \pi^*)$  excited state in thioformaldehyde, the  $^1A''(n \rightarrow \pi^*)$  state in methanimine, and the  $^1A_2(\pi \rightarrow \pi^*)$  state in ketene. For these three excited states, sCI and high level coupled cluster results<sup>20</sup> from Loos and coworkers are reliable references for assessing the accuracy of our approach. We generated our SS-CASSCF orbitals using a (12e,10o) active space for thioformaldehyde, a (12e,12o) space for methanimine and a (8e,8o) space for ketene, with pseudopotentials and cc-pVTZ basis sets for all molecules.<sup>203</sup> The subsequent sCI calculations in Dice<sup>117,118</sup> correlated 12 electrons in 17 orbitals for thioformaldehyde, 12 electrons in 18 orbitals for methanimine, and 16 electrons in 22 orbitals for ketene.

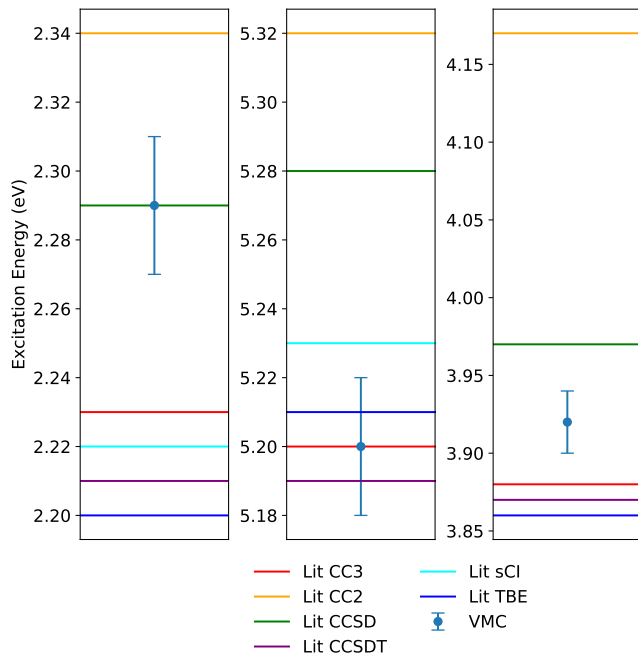


FIG. 2. From left to right, excitation energies in thioformaldehyde, methanimine, and ketene for VMC and quantum chemistry approaches. See also Table I. Reference values for coupled cluster and selected CI are taken from the work of Loos and coworkers.<sup>20</sup>

TABLE I. Excitation energies for thioformaldehyde, methanimine, and ketene. The VMC uncertainties on the final digits are given in parentheses. The included literature values use an aug-cc-pVTZ basis set for sCI and coupled cluster, and the literature TBEs are obtained from applying a basis set correction using CC3 to the sCI result.<sup>20</sup>

Method	Thioformaldehyde	Methanimine	Ketene
VMC	2.29(2)	5.20(2)	3.92(2)
CC2	2.34	5.32	4.17
CCSD	2.29	5.28	3.97
CC3	2.23	5.20	3.88
CCSDT	2.21	5.19	3.87
sCI	2.22	5.23	3.86
Lit TBE	2.20	5.21	3.86

Our results for this trio of small molecules, depicted visually in Figure 2 with precise values in Table I, show that our VMC methodology is highly accurate. In all cases, our final excitation energies are within 0.1 eV of the theoretical best estimates determined by Loos and coworkers from basis set corrected sCI calculations. We also emphasize that our results require only relatively simple wave function ansatzes. For thioformaldehyde, we used 300 determinants for the excited state and the variance matching interpolation used 700 and 1000 determinant calculations for the ground state. Methanimine used 1000 determinants for the excited state while the ground state calculations used 100 and 300. In the case of ketene, the excited state used 700 determinants and 50 and 500 determinants were used for the ground state calculations. Thioformaldehyde was somewhat unusual with the ground state having the higher variance for fewer determinants so longer expansions were optimized to straddle the excited state variance for performing the matching interpolation. The VMC wave functions used in these systems are significantly less complex than those obtainable by coupled cluster and the absolute energies from VMC are comparable to those of CCSD. The excitation energy differences from VMC are also most comparable to CCSD in terms of accuracy, as CC3 and CCSDT are within one or two hundredths of an eV of the sCI-based TBEs. While our approach does not obtain the exquisite accuracy of higher level coupled cluster in these cases, these results are a reassuring check that our approach agrees with very well established quantum chemistry treatments of this generally easier class of excited states, and we now turn our attention to more challenging categories.

### C. Double Excitations: Carbon Trimer, Nitrosomethane, Hexatriene, and Benzene

We next address double excitations, which are a far more challenging class of excited states for coupled cluster. Past work<sup>98</sup> applying VMC to double excitations showed a high level of accuracy and we again draw from the wealth of benchmarking data<sup>23</sup> from Loos and coworkers, comparing our SS-CASSCF/sCI/VMC methodology to their quantum chemistry values. We first consider two small systems, the carbon trimer and nitrosomethane, where highly reliable excitation energies can still be established by sCI, before studying hexatriene

and benzene, which are considerably larger cases where less definitive methods must be used. For our ansatz construction, SS-CASSCF orbitals were obtained from a (12e,12o) space for the carbon trimer, a (12e,9o) space for nitrosomethane, and (6e,6o) spaces for hexatriene and benzene. At the sCI stage, these spaces were expanded to (12e,18o), (18e,22o), (32e,46o), and (30e,46o) respectively. For all four molecules, we have used cc-pVTZ basis sets and pseudopotentials.<sup>203</sup>

Concentrating first on the two smaller systems, we see in Figure 3 and Table II that our VMC approach is again highly accurate and within 0.1 eV of the TBEs obtained from sCI. Both states can be classified as pure double excitations based on the low percentage of  $T_1$  amplitudes in CC3<sup>23</sup> and we see that CC3 makes substantial errors of an eV or worse for this type of doubly excited state. Shouldering the expense of full triples with CCSDT only manages to eliminate about half of CC3's errors. In contrast, CASPT2's multi-reference nature makes it far more successful in this situation and it achieves comparable accuracy to our VMC results in both molecules.

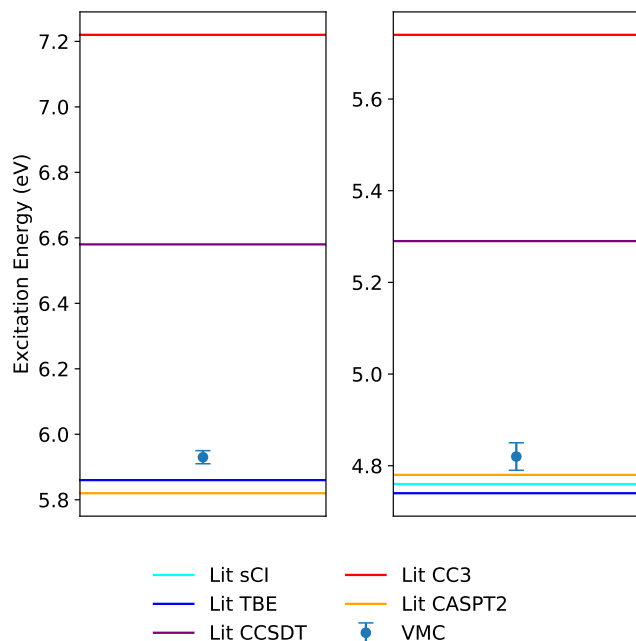


FIG. 3. Excitation energies in the carbon trimer and nitrosomethane in the left and right panels respectively. See also Table II. For the carbon trimer, VMC used 500 determinants for the excited state and interpolated between 100 and 500 for the ground state. Nitrosomethane used 1000 determinants for the excited state and interpolated between 10 and 300 for the ground state. Reference values for coupled cluster, and selected CI are taken from the work of Loos and coworkers.<sup>23</sup>

TABLE II. Excitation energies for the carbon trimer and nitrosomethane. The VMC uncertainties on the final digits are given in parentheses. The included literature<sup>23</sup> values use an aug-cc-pVQZ basis set for the carbon trimer and the CC3 and CASPT2 values for nitrosomethane. The literature nitrosomethane CCSDT and sCI results used an aug-cc-pVTZ basis set.

Method	Carbon Trimer	Nitrosomethane
VMC	5.93(2)	4.82(3)
CC3	7.22	5.74
CCSDT	6.58	5.29
CASPT2	5.82	4.78
sCI	5.86	4.76
Lit TBE	5.86	4.74

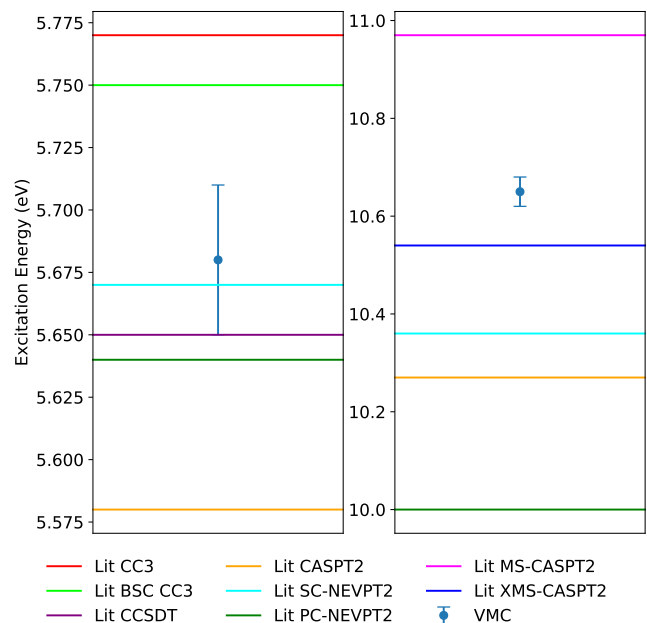


FIG. 4. Excitation energies in hexatriene and benzene in the left and right panels respectively. See also Table III. In both molecules, VMC used 1000 determinants for the excited state and interpolated between 5 and 500 for the ground state.

Reference values for coupled cluster, CASPT2 and NEVPT2 are taken from the work of Loos and coworkers.<sup>23</sup>

TABLE III. Excitation energies for hexatriene and benzene. The VMC uncertainties on the final digits are given in parentheses. The included literature<sup>23</sup> values use an aug-cc-pVDZ basis set for CC3 and CCSDT in hexatriene and an aug-cc-pVQZ basis set for all varieties of CASPT2 and NEVPT2, except for PC-NEVPT2 in benzene, which used aug-cc-pVTZ.

Method	Hexatriene	Benzene
VMC	5.68(3)	10.65(3)
CC3	5.77	
BSC CC3	5.75	
CCSDT	5.65	
CASPT2	5.58	10.27
PC-NEVPT2	5.64	10.00
SC-NEVPT2	5.67	10.36
MS-CASPT2		10.97
XMS-CASPT2		10.54

For molecules at the scale of hexatriene and benzene, high accuracy excitation energies from sCI are now unaffordable and various flavors of coupled cluster and multi-reference perturbation theory are left as the main quantum chemistry tools. This leaves space for our VMC approach to provide reliable excitation energies that can help determine whichever other methods are most accurate in larger systems. For the hexatriene results shown in the left panel of Figure 4 and Table III, we see that VMC is in closer agreement with coupled cluster, particularly CCSDT, instead of CASPT2. This aligns with the conclusions of Loos and coworkers that the  $2^1A_g$  state has a high level of singles character, making coupled cluster with triples more reliable than it is for pure double excitations. In the case of the  $2^1A_{1g}$  state in benzene, the literature<sup>23</sup> values consist only of different varieties of CASPT2 and NEVPT2, which show a significant spread of almost an entire eV in their excitation energy predictions without an obvious reason to favor any particular value. Our VMC result lands closest to the XMS-CASPT2 value, but is higher by about 0.1 eV and it may serve as a useful point of comparison for any other methods that are applied to this state in the future.

#### D. Charge Transfer: Ammonia-difluorine

Turning now to a benchmark charge transfer system, we test whether our approach can maintain the high accuracy it has displayed in single and double excitations. The benchmark we use is the well-known ammonia-difluorine test system<sup>40,41,208,209</sup> at a separation of 6 Å. Our wave function generation proceeds as before with a (2e,6o) active space for the SS-CASSCF and a (22e,40o) space for the sCI using pseudopotentials and an aug-cc-pVTZ basis set.<sup>203</sup> Note that augmentation in the basis is important here, as the charge transfer essentially creates an anion. For comparison, we performed  $\delta$ -CR-EOMCC(2,3)D<sup>210</sup> calculations in GAMESS<sup>207</sup> and EOM-CCSD and CASPT2 calculations in Molpro.<sup>206</sup>

From Figure 5 and Table IV, we see that our VMC is in excellent agreement with the aug-cc-pVTZ  $\delta$ -CR-EOMCC(2,3)D result. With only a cc-pVTZ basis set, the  $\delta$ -CR-EOMCC(2,3)D excitation energy is 0.4 eV larger and

EOM-CCSD has a substantial error of about 0.8 eV even with augmentation, showing the importance of both including some triples in the coupled cluster and using diffuse functions for quantitative accuracy. We also note that CASPT2 with a (2e,6o) active space, a 6 state state-average (necessary to even see the CT state), and IPEA shift of 0.25 has an error comparable to EOM-CCSD's, while increasing the active space to (6e,8o) with the same state averaging and shift improves the accuracy by only 0.14 eV. CASPT2's difficulties are likely due to the limitations of state-averaging for CT states, which we can avoid through our state-specific methodology. The high accuracy of our VMC in this CT example indicates that we can obtain reliable excitation energies regardless of the type of excited state, a versatility that neither coupled cluster nor CASPT2 enjoys.

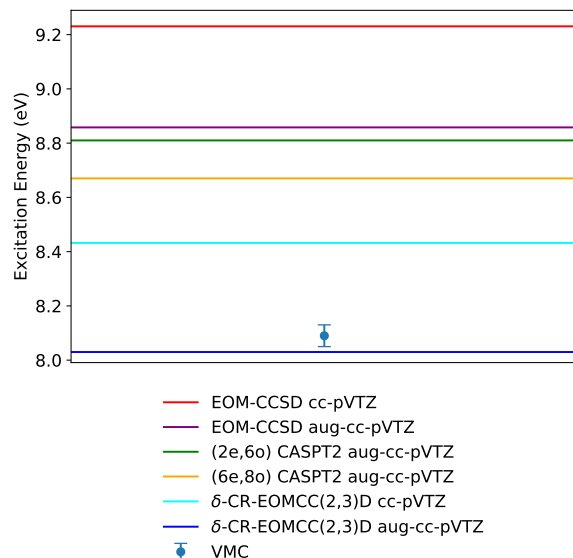


FIG. 5. Excitation energy of the lowest CT state in ammonia-difluorine for VMC and quantum chemistry approaches. See also Table IV. The VMC used 500 determinants for the excited state and interpolated between 5 and 300 for the ground state.

TABLE IV. Excitation energies for the CT state in ammonia-difluorine. The VMC uncertainty for the last digit is given in parentheses.

Method	Excitation Energy (eV)
VMC	8.09(4)
(2e,6o) CASPT2 aug-cc-pVTZ	8.81
(6e,8o) CASPT2 aug-cc-pVTZ	8.67
CCSD cc-pVTZ	9.23
CCSD aug-cc-pVTZ	8.86
$\delta$ -CR-EOMCC(2,3)D cc-pVTZ	8.43
$\delta$ -CR-EOMCC(2,3)D aug-cc-pVTZ	8.03

## E. Larger Systems: Benzonitrile and Uracil

We now turn our attention to somewhat larger molecules, where brute-force reference values from exhaustive determinant expansions in sCI are not currently possible. We first address the CT state in benzonitrile, which is a  $\pi_{CN}$  to  $\pi^*$  excitation.<sup>42</sup> We used a (10e,6o) active space for the SS-CASSCF which we then extended to (38e,50o) for the sCI, all using pseudopotentials and an aug-cc-pVTZ basis set.<sup>203</sup> We compare our results against a coupled cluster benchmark<sup>42</sup> by Loos and coworkers and our own EOM-CCSD and CASPT2 calculations in Molpro. We see in Figure 6 that our VMC methodology is again very accurate in this larger CT system, within 0.1 eV of the literature benchmark based on basis-set-corrected coupled cluster. In contrast, state-averaged CASPT2 (4 states with a (10e,6o) space and 0.25 IPEA shift) again has a more substantial error in modeling CT, although not as severe as in the ammonia-difluorine system.

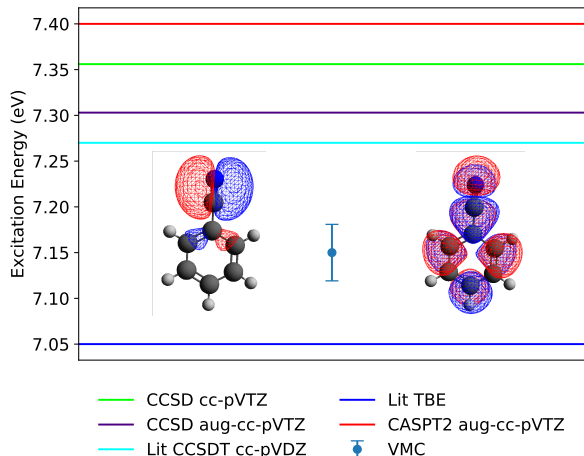


FIG. 6. Excitation energy of the CT state in benzonitrile for VMC and quantum chemistry approaches. See also Table V. The VMC used 1000 determinants for the ground state and 200 for the excited state for an explicit variance match without interpolation. Benzonitrile is an atypical case where the ground state has the higher variance for fewer determinants. The SS-CASSCF hole and particle orbitals for the CT excitation are shown respectively on the left and right of the VMC result. Literature values taken from the work of Loos and coworkers.<sup>42</sup>

TABLE V. Excitation energies for the CT state in benzonitrile. The VMC uncertainty for the final digits is given in parentheses. The literature TBE was obtained by applying basis set corrections based on CCSD, CC3, and CC2 to a CCSDT result in cc-pVDZ.<sup>42</sup>

Method	Excitation Energy (eV)
VMC	7.15(4)
CASPT2 aug-cc-pVTZ	7.40
CCSD cc-pVDZ	7.54
CCSD cc-pVTZ	7.36
CCSD aug-cc-pVDZ	7.40
CCSD aug-cc-pVTZ	7.30
Lit CCSDT cc-pVDZ	7.27
Lit TBE	7.05

Our final excited states are the  $2\ ^1A'$  and  $3\ ^1A'$  states in uracil, which appear as part of the Thiel set<sup>29</sup> and other benchmarking studies.<sup>211,212</sup> To generate our ansatzes, we used a (10e,8o) active space for the SS-CASSCF and a (42e,42o) space for the sCI with pseudopotentials and a cc-pVTZ basis set.<sup>203</sup> These states have been previously studied with different levels of coupled cluster and CASPT2, giving a significant range of answers that spans 0.7 eV for the  $2\ ^1A'$  state and almost an entire eV for the  $3\ ^1A'$  state. The latter state is notable for having a significant, though non-dominant, amount of double excitation character, in the range of 15 to 20 percent based on CASSCF analysis, which might lead to hesitation over whether to trust coupled cluster or CASPT2. VMC is in a position to provide the necessary guidance, with our results ending up in good agreement with the CCSD(T) results of Szalay and coworkers<sup>212</sup> for both states and more generally supporting the higher excitation energy predictions of coupled cluster over the CASPT2 results of Roos<sup>211</sup> and Thiel.<sup>29</sup> We also note that while the numbers of determinants needed in VMC after systematic expansion are larger than those used for smaller molecules, they remain modest compared to the tens of thousands of determinants used on other recent VMC studies.

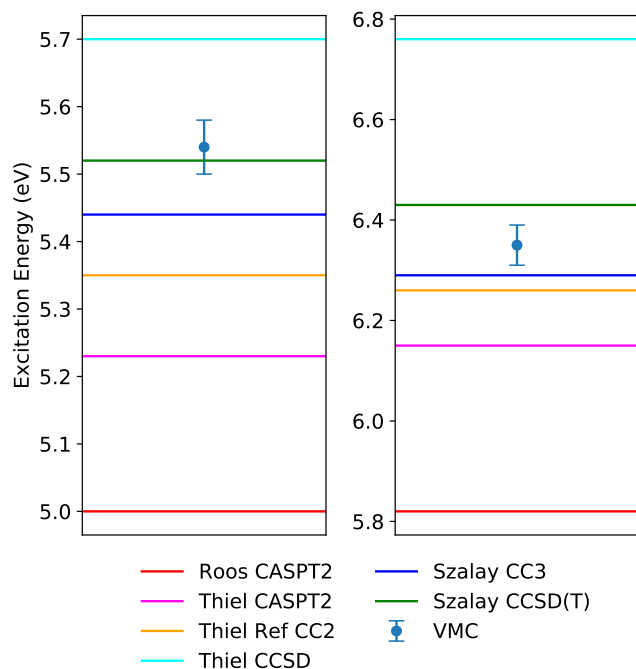


FIG. 7. Excitation energies in uracil. The left panel depicts values for the  $2^1A'$  state and the right panel for the  $3^1A'$  state. See also Table VI. The VMC used 1500 determinants for each of the excited states and interpolated between calculations with 50 and 500 determinants for the ground state.

TABLE VI. Excitation energies in eV for the  $2^1A'$  and  $3^1A'$  states in uracil. The VMC uncertainty for the last digit is given in parentheses. The literature results from Thiel<sup>29</sup> and Szalay<sup>212</sup> used a TZVP basis set, with the Thiel set using an aug-cc-pVQZ CC2 result as its reference. Details on the ANO type basis set used by Roos can be found in the original paper.<sup>211</sup>

Method	$2^1A'$	$3^1A'$
VMC	5.54(4)	6.35(4)
Roos CASPT2	5.00	5.82
Thiel Ref CC2	5.35	6.26
Thiel CCSD	5.70	6.76
Thiel CASPT2	5.23	6.15
Szalay CC3	5.44	6.29
Szalay CCSD(T)	5.52	6.43

#### IV. CONCLUSIONS

We have discussed how recent advances in excited state methods in the fields of quantum Monte Carlo and quantum chemistry have created opportunities for fruitful method development at the intersection of these two fields, in particular in the area of excited-state-specific methods. These opportunities are especially important in light of the continued difficulty that established quantum chemistry methods have in maintaining their accuracies across different classes of excited states, with double excitations and charge transfer excitations being two common spoilers. Although this article

has focused on one class of methods that exist at this intersection, we prefer to see these methods and the reliable accuracy they offer primarily as motivations for further development at this intersection rather than any sort of final word on what is possible through combinations of excited-state-specific quantum chemistry and quantum Monte Carlo. Whole classes of methods that could contribute to this fruitful intersection, such as excited-state-specific DFT and diffusion Monte Carlo, bear further investigation, and there are many more excited state situations to consider, such as core states and Rydberg states, than we have discussed here. We therefore see this intersection as offering a range of exciting opportunities for further dramatic improvements in excited state simulation.

In the demonstrations we have included above, we showed how a combination of SS-CASSCF, sCI, and excited-state-specific VMC offers reliably accurate excitation energy predictions across singly excited, doubly excited, and charge transfer states. Unlike CASPT2, this approach avoids state averaging and is thus able to fully accommodate the post-excitation orbital relaxations that are important in charge transfer states. Unlike EOM-CC, the approach is explicitly multi-configurational, making it much more reliable in doubly excited states. Unlike sCI and sCI-PT2 acting alone, the method is able to arrive at accurate excitation energies with relatively short determinant expansions thanks to the combined effect of Jastrow factors and variance matching. Together, these advantages lead to reliable excitation energy predictions in a wider variety of excited states than either coupled cluster or multi-reference perturbation theory while reaching system sizes beyond the current limits of sCI. In some systems, such as uracil and benzonitrile, agreement between this approach and coupled cluster methods affords an especially high degree of confidence in the accuracy of the results thanks to the significant differences in these methods' underlying approximations.

From a methodological perspective, a key finding is that SS-CASSCF orbitals are accurate enough that further optimization within VMC is not necessary for producing accurate excitation energies. The practical advantage of this finding is that, while more efficient than it used to be, orbital optimization within VMC remains more difficult than CI coefficient and Jastrow optimization, and by avoiding it we can therefore reduce computational cost. We also find that, in most cases, effective variance matching can be performed without the need for interpolations based on multiple wave function expansion lengths by instead using linear extrapolations based on optimization history. Finally, removing low-priority parameters from the blocked linear method steps while still optimizing them with accelerated descent did not prevent high accuracies from being attained, which allows us to work with smaller sample sizes than would otherwise be necessary for accurately estimating the elements of the linear method matrices.

Looking forward, we are excited to explore wider applications of the methodology presented here, as well as further method development at the intersection between excited state quantum chemistry and quantum Monte Carlo. Core excitations are one area where VMC has already demonstrated high

accuracy in preliminary work,<sup>156</sup> and we expect that the approach presented here will offer similar advantages in that context. Excited state absorption<sup>213</sup> is another setting that challenges both CASPT2 and coupled cluster methods but should pose much less difficulty for methods that operate in an excited-state-specific mode. Finally, the discrete states that exist at defects offer opportunities for usefully applying state-specific methodology in the solid state. Methodologically, further improvements in user-accessibility are an obvious priority, as much of the machinery behind modern excited state VMC is relatively new and not yet familiar to many researchers. Systematic determination and automation of effective choices in optimization details such as the mixture between accelerated descent and the blocked linear method steps in hybrid optimizations, as well as the choice of guiding functions should help streamline workflows. Most importantly, we fully expect that even more effective combinations of methods at the intersection of excited state quantum chemistry and quantum Monte Carlo will be developed in the years ahead.

## ACKNOWLEDGMENTS

This work was supported by the Office of Science, Office of Basic Energy Sciences, the U.S. Department of Energy, Contract No. DE-AC02-05CH11231. Computational work was performed with the Berkeley Research Computing Savio cluster, the LBNL Lawrence cluster, and the National Energy Research Scientific Computing Center, a DOE Office of Science User Facility supported by the Office of Science of the U.S. Department of Energy under Contract No. DE-AC02-05CH11231.

## Appendix A: Molecular Geometries

TABLE VII. Structure of thioformaldehyde. Coordinates in Å.

C	0.000000	0.000000	-1.104273
S	0.000000	0.000000	0.514631
H	0.000000	0.918957	-1.677563
H	0.000000	-0.918957	-1.677563

TABLE VIII. Structure of methanimine. Coordinates in Å.

C	0.056604	0.000000	0.587869
N	0.056961	0.000000	-0.686225
H	-0.842138	0.000000	1.202802
H	1.007951	0.000000	1.108065
H	-0.899369	0.000000	-1.038338

TABLE IX. Structure of ketene. Coordinates in Å.

C	0.000000	0.000000	-1.295479
C	0.000000	0.000000	0.018514
O	0.000000	0.000000	1.183578
H	0.000000	0.938930	-1.818814
H	0.000000	-0.938930	-1.818814

TABLE X. Structure of carbon trimer. Coordinates in Å.

C	0.000000	0.000000	0.000000
C	0.000000	0.000000	1.298313
C	0.000000	0.000000	-1.298313

TABLE XI. Structure of nitrosomethane. Coordinates in Å.

C	-0.944193	0.000000	-0.567405
N	-0.002867	0.000000	0.571831
O	1.157919	0.000000	0.229939
H	-0.409287	0.000000	-1.515646
H	-1.574151	0.882677	-0.457339
H	-1.574151	-0.882677	-0.457339

TABLE XII. Structure of hexatriene. Coordinates in Å.

C	-0.000131	0.672998	0.000000
C	0.000131	-0.672998	0.000000
C	1.201720	1.480569	0.000000
C	-1.201720	-1.480569	0.000000
C	1.201720	2.821239	0.000000
C	-1.201720	-2.821239	0.000000
H	-0.949240	1.200063	0.000000
H	0.949240	-1.200063	0.000000
H	2.145737	0.948370	0.000000
H	-2.145737	-0.948370	0.000000
H	0.274043	3.378403	0.000000
H	-0.274043	-3.378403	0.000000
H	2.122561	3.385081	0.000000
H	-2.122561	-3.385081	0.000000

TABLE XIII. Structure of benzene. Coordinates in Å.

C	0.000000	1.392503	0.000000
C	-1.205943	0.696252	0.000000
C	-1.205943	-0.696252	0.000000
C	0.000000	-1.392503	0.000000
C	1.205943	-0.696252	0.000000
C	1.205943	0.696252	0.000000
H	-2.141717	1.236521	0.000000
H	-2.141717	-1.236521	0.000000
H	0.000000	-2.473041	0.000000
H	2.141717	-1.236521	0.000000
H	2.141717	1.236521	0.000000
H	0.000000	2.473041	0.000000

TABLE XIV. Structure of ammonia-fluorine. Coordinates in Å.

N	0.000000	-0.234913	-3.520527
H	0.000000	0.704739	-3.904943
H	0.813763	-0.704739	-3.904943
H	-0.813763	-0.704739	-3.904943
F	0.000000	-0.234913	2.479473
F	0.000000	-0.234913	3.904943

TABLE XV. Structure of benzonitrile. Coordinates in Å.

C	0.000000	0.000000	-1.973927
C	0.000000	0.000000	-0.543573
C	1.210548	0.000000	0.151304
C	-1.210548	0.000000	0.151304
C	0.000000	0.000000	2.234561
C	1.206839	0.000000	1.539834
C	-1.206839	0.000000	1.539834
N	0.000000	0.000000	-3.136116
H	2.137508	0.000000	-0.397299
H	-2.137508	0.000000	-0.397299
H	2.140821	0.000000	2.076766
H	-2.140821	0.000000	2.076766
H	0.000000	0.000000	3.312081

TABLE XVI. Structure of uracil. Coordinates in Å.

H	-2.025413	-1.517742	0.000000
H	-0.021861	1.995767	0.000000
H	2.182391	-1.602586	0.000000
H	-0.026659	-2.791719	0.000000
C	-1.239290	0.359825	0.000000
C	1.279718	0.392094	0.000000
C	1.243729	-1.064577	0.000000
C	0.055755	-1.709579	0.000000
O	-2.308803	0.954763	0.000000
O	2.287387	1.092936	0.000000
N	-1.139515	-1.026364	0.000000
N	0.000000	0.978951	0.000000



- <sup>1</sup>M. Casida and M. Huix-Rotllant, "Progress in time-dependent density-functional theory," *Annual Review of Physical Chemistry* **63**, 287–323 (2012), pMID: 22242728, <https://doi.org/10.1146/annurev-physchem-032511-143803>.
- <sup>2</sup>N. T. Maitra, F. Zhang, R. J. Cave, and K. Burke, "Double excitations within time-dependent density functional theory linear response," *The Journal of Chemical Physics* **120**, 5932–5937 (2004), <https://doi.org/10.1063/1.1651060>.
- <sup>3</sup>B. G. Levine, C. Ko, J. Quenneville, and T. J. Martínez, "Conical intersections and double excitations in time-dependent density functional theory," *Molecular Physics* **104**, 1039–1051 (2006), <https://doi.org/10.1080/00268970500417762>.
- <sup>4</sup>A. Dreuw, J. L. Weisman, and M. Head-Gordon, "Long-range charge-transfer excited states in time-dependent density functional theory require non-local exchange," *The Journal of Chemical Physics* **119**, 2943–2946 (2003), <https://doi.org/10.1063/1.1590951>.
- <sup>5</sup>A. Dreuw and M. Head-Gordon, "Failure of time-dependent density functional theory for long-range charge-transfer excited states: The zincbacteriochlorin-bacteriochlorin and bacteriochlorophyll-spheroidene complexes," *Journal of the American Chemical Society* **126**, 4007–4016 (2004), pMID: 15038755, <https://doi.org/10.1021/ja039556n>.
- <sup>6</sup>P. Elliott, S. Goldson, C. Canahui, and N. T. Maitra, "Perspectives on double-excitations in tddft," *Chemical Physics* **391**, 110–119 (2011), open problems and new solutions in time dependent density functional theory.
- <sup>7</sup>N. T. Maitra, "Charge transfer in time-dependent density functional theory," *Journal of Physics: Condensed Matter* **29**, 423001 (2017).
- <sup>8</sup>D. Hait and M. Head-Gordon, "Excited state orbital optimization via minimizing the square of the gradient: General approach and application to singly and doubly excited states via density functional theory," *Journal of Chemical Theory and Computation* **16**, 1699–1710 (2020), pMID: 32017554, <https://doi.org/10.1021/acs.jctc.9b01127>.
- <sup>9</sup>D. Hait and M. Head-Gordon, "Orbital optimized density functional theory for electronic excited states," *The Journal of Physical Chemistry Letters* **12**, 4517–4529 (2021), pMID: 33961437, <https://doi.org/10.1021/acs.jpclett.1c00744>.
- <sup>10</sup>F. Bruneval, S. M. Hamed, and J. B. Neaton, "A systematic benchmark of the ab initio bethe-salpeter equation approach for low-lying optical excitations of small organic molecules," *The Journal of Chemical Physics* **142**, 244101 (2015), <https://doi.org/10.1063/1.4922489>.
- <sup>11</sup>D. Jacquemin, I. Duchemin, and X. Blase, "Benchmarking the bethe-salpeter formalism on a standard organic molecular set," *Journal of Chemical Theory and Computation* **11**, 3290–3304 (2015), pMID: 26207104, <https://doi.org/10.1021/acs.jctc.5b00304>.
- <sup>12</sup>T. Rangel, S. M. Hamed, F. Bruneval, and J. B. Neaton, "An assessment of low-lying excitation energies and triplet instabilities of organic molecules with an ab initio bethe-salpeter equation approach and the tamm-dancoff approximation," *The Journal of Chemical Physics* **146**, 194108 (2017), <https://doi.org/10.1063/1.4983126>.
- <sup>13</sup>N. Mardirossian and M. Head-Gordon, "Thirty years of density functional theory in computational chemistry: an overview and extensive assessment of 200 density functionals," *Molecular Physics* **115**, 2315–2372 (2017), <https://doi.org/10.1080/00268976.2017.1333644>.
- <sup>14</sup>A. D. Laurent and D. Jacquemin, "Tddft benchmarks: A review," *International Journal of Quantum Chemistry* **113**, 2019–2039 (2013), <https://onlinelibrary.wiley.com/doi/pdf/10.1002/qua.24438>.
- <sup>15</sup>K. L. Bak, P. Jørgensen, J. Olsen, T. Helgaker, and W. Klopper, "Accuracy of atomization energies and reaction enthalpies in standard and extrapolated electronic wave function/basis set calculations," *The Journal of Chemical Physics* **112**, 9229–9242 (2000), <https://doi.org/10.1063/1.481544>.
- <sup>16</sup>S. Coriani, D. Marchesan, J. Gauss, C. Hättig, T. Helgaker, and P. Jørgensen, "The accuracy of ab initio molecular geometries for systems containing second-row atoms," *The Journal of Chemical Physics* **123**, 184107 (2005), <https://doi.org/10.1063/1.2104387>.
- <sup>17</sup>R. J. Bartlett and M. Musiał, "Coupled-cluster theory in quantum chemistry," *Rev. Mod. Phys.* **79**, 291–352 (2007).
- <sup>18</sup>J. F. Stanton and R. J. Bartlett, "The equation of motion coupled-cluster method. A systematic biorthogonal approach to molecular excitation energies, transition probabilities, and excited state properties," *The Journal of Chemical Physics* **98**, 7029–7039 (1993), <https://doi.org/10.1063/1.464746>.
- <sup>19</sup>D. Kállár and P. G. Szalay, "Benchmarking coupled cluster methods on valence singlet excited states," *Journal of Chemical Theory and Computation* **10**, 3757–3765 (2014), pMID: 26588520, <https://doi.org/10.1021/ct500495n>.
- <sup>20</sup>P.-F. Loos, A. Scemama, A. Blondel, Y. Garniron, M. Caffarel, and D. Jacquemin, "A mountaineering strategy to excited states: Highly accurate reference energies and benchmarks," *Journal of Chemical Theory and Computation* **14**, 4360–4379 (2018), pMID: 29966098, <https://doi.org/10.1021/acs.jctc.8b00406>.
- <sup>21</sup>S. Hirata, M. Nooijen, and R. J. Bartlett, "High-order determinantal equation-of-motion coupled-cluster calculations for electronic excited states," *Chemical Physics Letters* **326**, 255 – 262 (2000).
- <sup>22</sup>M. A. Watson and G. K.-L. Chan, "Excited states of butadiene to chemical accuracy: Reconciling theory and experiment," *J. Chem. Theory Comput.* **8**, 4013–4018 (2012), pMID: 26605568, <https://doi.org/10.1021/ct300591z>.
- <sup>23</sup>P.-F. Loos, M. Boggio-Pasqua, A. Scemama, M. Caffarel, and D. Jacquemin, "Reference energies for double excitations," *J. Chem. Theory Comput.* **15**, 1939–1956 (2019), <https://doi.org/10.1021/acs.jctc.8b01205>.
- <sup>24</sup>L. Serrano-Andrés, M. Merchán, I. Nebot-Gil, R. Lindh, and B. O. Roos, "Towards an accurate molecular orbital theory for excited states: Ethene, butadiene, and hexatriene," *The Journal of Chemical Physics* **98**, 3151–3162 (1993), <https://doi.org/10.1063/1.465071>.
- <sup>25</sup>L. Serrano-Andrés, M. Merchán, M. Fülischer, and B. O. Roos, "A theoretical study of the electronic spectrum of thiophene," *Chemical Physics Letters* **211**, 125 – 134 (1993).
- <sup>26</sup>K. Nakayama, H. Nakano, and K. Hirao, "Theoretical study of the  $\pi \rightarrow \pi^*$  excited states of linear polyenes: The energy gap between 1  $1b_u$  and 2  $1a_g$  states and their character," *International Journal of Quantum Chemistry* **66**, 157–175 (1998).
- <sup>27</sup>B. Ostojić and W. Domcke, "Ab initio investigation of the potential energy surfaces involved in the photophysics of s-trans-1,3-butadiene," *Chemical Physics* **269**, 1 – 10 (2001).
- <sup>28</sup>M. Dallos and H. Lischka, "A systematic theoretical investigation of the lowest valence- and Rydberg-excited singlet states of trans-butadiene. The character of the  $11B_u$  (V) state revisited," *Theoretical Chemistry Accounts* **112**, 16–26 (2004).
- <sup>29</sup>M. Schreiber, M. R. Silva-Junior, S. P. A. Sauer, and W. Thiel, "Benchmarks for electronically excited states: Caspt2, cc2, cc3d, and cc3," *J. Chem. Phys.* **128**, 134110 (2008), <https://doi.org/10.1063/1.2889385>.
- <sup>30</sup>M. R. Silva-Junior, M. Schreiber, S. P. A. Sauer, and W. Thiel, "Benchmarks of electronically excited states: Basis set effects on caspt2 results," *J. Chem. Phys.* **133**, 174318 (2010), <https://doi.org/10.1063/1.3499598>.
- <sup>31</sup>S. Duman, Y. Cakmak, S. Kolemen, E. U. Akkaya, and Y. Dede, "Heavy atom free singlet oxygen generation: Doubly substituted configurations dominate  $s1$  states of bis-bodipys," *The Journal of Organic Chemistry* **77**, 4516–4527 (2012), pMID: 22530939, <https://doi.org/10.1021/jo300051v>.
- <sup>32</sup>J. Wen, B. Han, Z. Havlas, and J. Michl, "An ms-caspt2 calculation of the excited electronic states of an axial difluoroborondipyrromethene (bodipy) dimer," *Journal of Chemical Theory and Computation* **14**, 4291–4297 (2018), pMID: 29874458, <https://doi.org/10.1021/acs.jctc.8b00136>.
- <sup>33</sup>C. Rauer, J. J. Nogueira, P. Marquetand, and L. González, "Cyclobutane thymine photodimerization mechanism revealed by nonadiabatic molecular dynamics," *Journal of the American Chemical Society* **138**, 15911–15916 (2016), pMID: 27682199, <https://doi.org/10.1021/jacs.6b06701>.
- <sup>34</sup>N. Ben Amor, A. Soupart, and M. C. Heitz, "Methodological CASPT2 study of the valence excited states of an iron-porphyrin complex," *Journal of Molecular Modeling* **23** (2017), 10.1007/s00894-017-3226-y.
- <sup>35</sup>P.-F. Loos, F. Lipparini, M. Boggio-Pasqua, A. Scemama, and D. Jacquemin, "A mountaineering strategy to excited states: Highly accurate energies and benchmarks for medium sized molecules," *Journal of Chemical Theory and Computation* **16**, 1711–1741 (2020), pMID: 31986042, <https://doi.org/10.1021/acs.jctc.9b01216>.
- <sup>36</sup>A. Domingo, M. Á. Carvajal, C. de Graaf, K. Sivalingam, F. Neese, and C. Angeli, "Metal-to-metal charge-transfer transitions: reliable excitation energies from ab initio calculations," *Theoretical Chemistry Accounts* **131**, 1264 (2012).
- <sup>37</sup>B. Meyer, A. Domingo, T. Krah, and V. Robert, "Charge transfer pro-



- cesses: the role of optimized molecular orbitals,” *Dalton Trans.* **43**, 11209–11215 (2014).
- <sup>38</sup>L. N. Tran, J. A. R. Shea, and E. Neuscamman, “Tracking excited states in wave function optimization using density matrices and variational principles,” *J. Chem. Theory Comput.* **15**, 4790–4803 (2019), pMID: 31393725, <https://doi.org/10.1021/acs.jctc.9b00351>.
- <sup>39</sup>H. Werner and W. Meyer, “A quadratically convergent mcsf method for the simultaneous optimization of several states,” *The Journal of Chemical Physics* **74**, 5794–5801 (1981), <https://doi.org/10.1063/1.440892>.
- <sup>40</sup>A. K. Dutta, M. Nooijen, F. Neese, and R. Izsák, “Exploring the accuracy of a low scaling similarity transformed equation of motion method for vertical excitation energies,” *Journal of Chemical Theory and Computation* **14**, 72–91 (2018), pMID: 29206453, <https://doi.org/10.1021/acs.jctc.7b00802>.
- <sup>41</sup>B. Kozma, A. Tajti, B. Demoulin, R. Izsák, M. Nooijen, and P. G. Szalay, “A new benchmark set for excitation energy of charge transfer states: Systematic investigation of coupled cluster type methods,” *Journal of Chemical Theory and Computation* **16**, 4213–4225 (2020), pMID: 32502351, <https://doi.org/10.1021/acs.jctc.0c00154>.
- <sup>42</sup>P.-F. Loos, M. Comin, X. Blase, and D. Jacquemin, “Reference energies for intramolecular charge-transfer excitations,” *Journal of Chemical Theory and Computation* **17**, 3666–3686 (2021), pMID: 33955742, <https://doi.org/10.1021/acs.jctc.1c00226>.
- <sup>43</sup>J. J. Eriksen, T. A. Anderson, J. E. Deustua, K. Ghanem, D. Hait, M. R. Hoffmann, S. Lee, D. S. Levine, I. Magoulas, J. Shen, N. M. Tubman, K. B. Whaley, E. Xu, Y. Yao, N. Zhang, A. Alavi, G. K.-L. Chan, M. Head-Gordon, W. Liu, P. Piecuch, S. Sharma, S. L. Ten-no, C. J. Umrigar, and J. Gauss, “The ground state electronic energy of benzene,” *The Journal of Physical Chemistry Letters* **11**, 8922–8929 (2020), pMID: 33022176, <https://doi.org/10.1021/acs.jpclett.0c02621>.
- <sup>44</sup>J. J. Eriksen, “The shape of full configuration interaction to come,” *The Journal of Physical Chemistry Letters* **12**, 418–432 (2021), pMID: 33356287, <https://doi.org/10.1021/acs.jpclett.0c03225>.
- <sup>45</sup>J. B. Schriber and F. A. Evangelista, “Adaptive configuration interaction for computing challenging electronic excited states with tunable accuracy,” *Journal of Chemical Theory and Computation* **13**, 5354–5366 (2017), pMID: 28892621, <https://doi.org/10.1021/acs.jctc.7b00725>.
- <sup>46</sup>A. A. Holmes, C. J. Umrigar, and S. Sharma, “Excited states using semistochastic heat-bath configuration interaction,” *The Journal of Chemical Physics* **147**, 164111 (2017), <https://doi.org/10.1063/1.4998614>.
- <sup>47</sup>A. D. Chien, A. A. Holmes, M. Otten, C. J. Umrigar, S. Sharma, and P. M. Zimmerman, “Excited states of methylene, polyenes, and ozone from heat-bath configuration interaction,” *The Journal of Physical Chemistry A* **122**, 2714–2722 (2018), pMID: 29473750, <https://doi.org/10.1021/acs.jpca.8b01554>.
- <sup>48</sup>O. Legeza, J. Roder, and B. A. Hess, “Qc-dmrg study of the ionic-neutral curve crossing of lif,” *Molecular Physics* **101**, 2019–2028 (2003), <https://www.tandfonline.com/doi/pdf/10.1080/0026897031000155625>.
- <sup>49</sup>S. Sharma, T. Yanai, G. H. Booth, C. J. Umrigar, and G. K.-L. Chan, “Spectroscopic accuracy directly from quantum chemistry: Application to ground and excited states of beryllium dimer,” *The Journal of Chemical Physics* **140**, 104112 (2014), <https://doi.org/10.1063/1.4867383>.
- <sup>50</sup>G. H. Booth and G. K.-L. Chan, “Communication: Excited states, dynamic correlation functions and spectral properties from full configuration interaction quantum monte carlo,” *The Journal of Chemical Physics* **137**, 191102 (2012), <https://doi.org/10.1063/1.4766327>.
- <sup>51</sup>A. Humeniuk and R. Mitrić, “Excited states from quantum monte carlo in the basis of slater determinants,” *The Journal of Chemical Physics* **141**, 194104 (2014), <https://doi.org/10.1063/1.4901020>.
- <sup>52</sup>N. S. Blunt, S. D. Smart, G. H. Booth, and A. Alavi, “An excited-state approach within full configuration interaction quantum monte carlo,” *The Journal of Chemical Physics* **143**, 134117 (2015), <https://aip.scitation.org/doi/pdf/10.1063/1.4932595>.
- <sup>53</sup>N. S. Blunt, A. Alavi, and G. H. Booth, “Krylov-projected quantum monte carlo method,” *Phys. Rev. Lett.* **115**, 050603 (2015).
- <sup>54</sup>N. S. Blunt, G. H. Booth, and A. Alavi, “Density matrices in full configuration interaction quantum monte carlo: Excited states, transition dipole moments, and parallel distribution,” *The Journal of Chemical Physics* **146**, 244105 (2017), <https://doi.org/10.1063/1.4986963>.
- <sup>55</sup>Y. Kurashige, G. K.-L. Chan, and T. Yanai, “Entangled quantum electronic wavefunctions of the mn4cao5 cluster in photosystem ii,” *Nature Chemistry* **5**, 660–666 (2013).
- <sup>56</sup>F. Liu, Y. Kurashige, T. Yanai, and K. Morokuma, “Multireference ab initio density matrix renormalization group (dmrg)-casscf and dmrg-caspt2 study on the photochromic ring opening of spiropyran,” *Journal of Chemical Theory and Computation* **9**, 4462–4469 (2013), pMID: 26589164, <https://doi.org/10.1021/ct400707k>.
- <sup>57</sup>S. Sharma, K. Sivalingam, F. Neese, and G. K.-L. Chan, “Low-energy spectrum of iron–sulfur clusters directly from many-particle quantum mechanics,” *Nature Chemistry* **6**, 927–933 (2014).
- <sup>58</sup>D. S. Levine, D. Hait, N. M. Tubman, S. Lehtola, K. B. Whaley, and M. Head-Gordon, “Casscf with extremely large active spaces using the adaptive sampling configuration interaction method,” *Journal of Chemical Theory and Computation* **16**, 2340–2354 (2020), pMID: 32109055, <https://doi.org/10.1021/acs.jctc.9b01255>.
- <sup>59</sup>W. Dobrutz, O. Weser, N. A. Bogdanov, A. Alavi, and G. Li Manni, “Spin-pure stochastic-casscf via guga-fciqmc applied to iron–sulfur clusters,” *Journal of Chemical Theory and Computation* **17**, 5684–5703 (2021), pMID: 34469685, <https://doi.org/10.1021/acs.jctc.1c00589>.
- <sup>60</sup>J. Toulouse, R. Assaraf, and C. J. Umrigar, “Introduction to the variational and diffusion monte carlo methods,” in *Advances in Quantum Chemistry*, Vol. 73 (Elsevier, 2016) pp. 285–314.
- <sup>61</sup>B. Rubenstein, “Introduction to the variational monte carlo method in quantum chemistry and physics,” in *Variational Methods in Molecular Modeling* (Springer, 2017) pp. 285–313.
- <sup>62</sup>F. Becca and S. Sorella, *Quantum Monte Carlo approaches for correlated systems* (Cambridge University Press, 2017).
- <sup>63</sup>J. Feldt and C. Filippi, “Excited-state calculations with quantum monte carlo,” *Quantum Chemistry and Dynamics of Excited States: Methods and Applications*, 247–275 (2020).
- <sup>64</sup>S. Fahy, X. W. Wang, and S. G. Louie, “Variational quantum monte carlo nonlocal pseudopotential approach to solids: Cohesive and structural properties of diamond,” *Phys. Rev. Lett.* **61**, 1631–1634 (1988).
- <sup>65</sup>S. Fahy, X. W. Wang, and S. G. Louie, “Variational quantum monte carlo nonlocal pseudopotential approach to solids: Formulation and application to diamond, graphite, and silicon,” *Phys. Rev. B* **42**, 3503–3522 (1990).
- <sup>66</sup>A. J. Williamson, S. D. Kenny, G. Rajagopal, A. J. James, R. J. Needs, L. M. Fraser, W. M. C. Foulkes, and P. Maccallum, “Optimized wave functions for quantum monte carlo studies of atoms and solids,” *Phys. Rev. B* **53**, 9640–9648 (1996).
- <sup>67</sup>W. M. C. Foulkes, L. Mitás, R. J. Needs, and G. Rajagopal, “Quantum Monte Carlo simulations of solids,” *Rev. Mod. Phys.* **73**, 33–83 (2001).
- <sup>68</sup>C. Umrigar and C. Filippi, “Energy and variance optimization of many-body wave functions,” *Physical review* **94**, 150201 (2005).
- <sup>69</sup>M. P. Nightingale and V. Melik-Alaverdian, “Optimization of ground- and excited-state wave functions and van der waals clusters,” *Phys. Rev. Lett.* **87**, 43401 (2001).
- <sup>70</sup>C. J. Umrigar, J. Toulouse, C. Filippi, S. Sorella, and R. G. Hennig, “Alleviation of the fermion-sign problem by optimization of many-body wave functions,” *Phys. Rev. Lett.* **98**, 110201 (2007), 0611094 [cond-mat].
- <sup>71</sup>J. Toulouse and C. J. Umrigar, “Optimization of quantum monte carlo wave functions by energy minimization,” *The Journal of Chemical Physics* **126**, 084102 (2007), <https://doi.org/10.1063/1.2437215>.
- <sup>72</sup>J. Toulouse and C. J. Umrigar, “Full optimization of jastrow–slater wave functions with application to the first-row atoms and homonuclear diatomic molecules,” *The Journal of Chemical Physics* **128**, 174101 (2008), <https://doi.org/10.1063/1.2908237>.
- <sup>73</sup>S. Sorella, “Generalized lanczos algorithm for variational quantum monte carlo,” *Phys. Rev. B* **64**, 024512 (2001).
- <sup>74</sup>M. Casula, C. Attaccalite, and S. Sorella, “Correlated geminal wave function for molecules: An efficient resonating valence bond approach,” *J. Chem. Phys.* **121**, 7110–7126 (2004), <https://doi.org/10.1063/1.1794632>.
- <sup>75</sup>S. Sorella, “Wave function optimization in the variational monte carlo method,” *Phys. Rev. B* **71**, 241103 (2005).
- <sup>76</sup>S. Sorella, M. Casula, and D. Rocca, “Weak binding between two aromatic rings: Feeling the van der Waals attraction by quantum Monte Carlo methods,” *J. Chem. Phys.* **127**, 014105 (2007), arXiv:0702349 [cond-mat].
- <sup>77</sup>F. Cordova, L. J. Dorio, A. Ipatov, M. E. Casida, C. Filippi, and A. Vela, “Troubleshooting time-dependent density-functional theory for photochemical applications: Oxirane,” *J. Chem. Phys.* **127**, 164111 (2007).

- <sup>78</sup>J. W. Lawson, C. W. Bauschlicher, J. Toulouse, C. Filippi, and C. Umrigar, "Quantum monte carlo study of the cooperative binding of no2 to fragment models of carbon nanotubes," *Chemical Physics Letters* **466**, 170–175 (2008).
- <sup>79</sup>M. Zaccheddu, C. Filippi, and F. Buda, "Anion- $\pi$  and  $\pi$ - $\pi$  cooperative interactions regulating the self-assembly of nitrate-triazine-triazine complexes," *The Journal of Physical Chemistry A* **112**, 1627–1632 (2008), pMID: 18211047, <https://doi.org/10.1021/jp711225x>.
- <sup>80</sup>C. Filippi, M. Zaccheddu, and F. Buda, "Absorption spectrum of the green fluorescent protein chromophore: A difficult case for ab initio methods?" *J. Chem. Theory Comput.* **5**, 2074–2087 (2009).
- <sup>81</sup>O. Valsson and C. Filippi, "Photoisomerization of model retinal chromophores: Insight from quantum monte carlo and multiconfigurational perturbation theory," *Journal of Chemical Theory and Computation* **6**, 1275–1292 (2010), <https://doi.org/10.1021/ct900692y>.
- <sup>82</sup>R. Send, O. Valsson, and C. Filippi, "Electronic excitations of simple cyanine dyes: Reconciling density functional and wave function methods," *Journal of Chemical Theory and Computation* **7**, 444–455 (2011), pMID: 26596164, <https://doi.org/10.1021/ct1006295>.
- <sup>83</sup>C. Filippi, F. Buda, L. Guidoni, and A. Sinicropi, "Bathochromic shift in green fluorescent protein: A puzzle for qm/mm approaches," *Journal of Chemical Theory and Computation* **8**, 112–124 (2012), pMID: 26592874, <https://doi.org/10.1021/ct200704k>.
- <sup>84</sup>F. Fracchia, C. Filippi, and C. Amovilli, "Size-extensive wave functions for quantum monte carlo: A linear scaling generalized valence bond approach," *Journal of Chemical Theory and Computation* **8**, 1943–1951 (2012), pMID: 26593829, <https://doi.org/10.1021/ct3001206>.
- <sup>85</sup>G. Carleo and M. Troyer, "Solving the quantum many-body problem with artificial neural networks," *Science* **355**, 602–606 (2017).
- <sup>86</sup>D. Pfau, J. S. Spencer, A. G. Matthews, and W. M. C. Foulkes, "Ab initio solution of the many-electron schrödinger equation with deep neural networks," *Physical Review Research* **2**, 033429 (2020).
- <sup>87</sup>J. Hermann, Z. Schätzle, and F. Noé, "Deep-neural-network solution of the electronic schrödinger equation," *Nature Chemistry* **12**, 891–897 (2020).
- <sup>88</sup>K. Choo, A. Mezzacapo, and G. Carleo, "Fermionic neural-network states for ab-initio electronic structure," *Nature communications* **11**, 1–7 (2020).
- <sup>89</sup>Z. Schätzle, J. Hermann, and F. Noé, "Convergence to the fixed-node limit in deep variational monte carlo," *The Journal of Chemical Physics* **154**, 124108 (2021).
- <sup>90</sup>E. Neuscamman, C. J. Umrigar, and G. K. L. Chan, "Optimizing large parameter sets in variational quantum Monte Carlo," *Phys. Rev. B* **85**, 045103 (2012).
- <sup>91</sup>I. Sabzevari, A. Mahajan, and S. Sharma, "An accelerated linear method for optimizing non-linear wavefunctions in variational monte carlo," *The Journal of chemical physics* **152**, 024111 (2020).
- <sup>92</sup>L. R. Schwarz, A. Alavi, and G. H. Booth, "Projector Quantum Monte Carlo Method for Nonlinear Wave Functions," *Phys. Rev. Lett.* **118**, 176403 (2017), arXiv:1610.09326.
- <sup>93</sup>I. Sabzevari and S. Sharma, "Improved Speed and Scaling in Orbital Space Variational Monte," *J. Chem. Theory Comput.* **14** (2018), 10.1021/acs.jctc.8b00780.
- <sup>94</sup>D. Luo and B. K. Clark, "Backflow transformations via neural networks for quantum many-body wave functions," *Phys. Rev. Lett.* **122**, 226401 (2019).
- <sup>95</sup>A. Mahajan and S. Sharma, "Symmetry-projected jastrow mean-field wave function in variational monte carlo," *J. Phys. Chem. A* **123**, 3911–3921 (2019), <https://doi.org/10.1021/acs.jpca.9b01583>.
- <sup>96</sup>L. Otis and E. Neuscamman, "Complementary first and second derivative methods for ansatz optimization in variational monte carlo," *Phys. Chem. Chem. Phys.* **21**, 14491–14510 (2019).
- <sup>97</sup>L. Zhao and E. Neuscamman, "A Blocked Linear Method for Optimizing Large Parameter Sets in Variational Monte Carlo," *J. Chem. Theory Comput.* **13**, 2604–2611 (2017).
- <sup>98</sup>L. Otis, I. Craig, and E. Neuscamman, "A hybrid approach to excited-state-specific variational monte carlo and doubly excited states," *The Journal of Chemical Physics* **153**, 234105 (2020), <https://doi.org/10.1063/5.0024572>.
- <sup>99</sup>J. R. Trail, "Heavy-tailed random error in quantum monte carlo," *Phys. Rev. E* **77**, 016703 (2008).
- <sup>100</sup>J. R. Trail, "Alternative sampling for variational quantum monte carlo," *Phys. Rev. E* **77**, 016704 (2008).
- <sup>101</sup>P. J. Robinson, S. D. Pineda Flores, and E. Neuscamman, "Excitation variance matching with limited configuration interaction expansions in variational monte carlo," *J. Chem. Phys.* **147**, 164114 (2017).
- <sup>102</sup>S. Pathak and L. K. Wagner, "A light weight regularization for wave function parameter gradients in quantum monte carlo," *AIP Advances* **10**, 085213 (2020), <https://doi.org/10.1063/5.0004008>.
- <sup>103</sup>C. Filippi, R. Assaraf, and S. Moroni, "Simple formalism for efficient derivatives and multi-determinant expansions in quantum Monte Carlo," *J. Chem. Phys.* **144**, 194105 (2016), arXiv:1602.05490.
- <sup>104</sup>R. Assaraf, S. Moroni, and C. Filippi, "Optimizing the Energy with Quantum Monte Carlo: A Lower Numerical Scaling for Jastrow-Slater Expansions," *J. Chem. Theory Comput.* **13**, 5273–5281 (2017), arXiv:1706.07588.
- <sup>105</sup>B. K. Clark, M. A. Morales, J. McMinis, J. Kim, and G. E. Scuseria, "Computing the energy of a water molecule using multideterminants: A simple, efficient algorithm," *The Journal of chemical physics* **135**, 244105 (2011).
- <sup>106</sup>M. A. Morales, J. McMinis, B. K. Clark, J. Kim, and G. E. Scuseria, "Multideterminant wave functions in quantum monte carlo," *Journal of chemical theory and computation* **8**, 2181–2188 (2012).
- <sup>107</sup>M. Dash, J. Feldt, S. Moroni, A. Scemama, and C. Filippi, "Excited states with selected configuration interaction-quantum monte carlo: Chemically accurate excitation energies and geometries," *Journal of Chemical Theory and Computation* **15**, 4896–4906 (2019), pMID: 31348645, <https://doi.org/10.1021/acs.jctc.9b00476>.
- <sup>108</sup>S. D. P. Flores and E. Neuscamman, "Excited State Specific Multi-Slater Jastrow Wave Functions," *J. Phys. Chem. A* **123**, 1487–1497 (2019), arXiv:1811.00583.
- <sup>109</sup>A. Mahajan and S. Sharma, "Efficient local energy evaluation for multi-slater wave functions in orbital space quantum monte carlo," *The Journal of Chemical Physics* **153**, 194108 (2020).
- <sup>110</sup>R. Harrison and N. Handy, "Quantum monte carlo calculations on be and lih," *Chemical Physics Letters* **113**, 257–263 (1985).
- <sup>111</sup>C. J. Umrigar, M. P. Nightingale, and K. J. Runge, "A diffusion monte carlo algorithm with very small time-step errors," *The Journal of Chemical Physics* **99**, 2865–2890 (1993), <https://doi.org/10.1063/1.465195>.
- <sup>112</sup>M. D. Brown, J. R. Trail, P. López Ríos, and R. J. Needs, "Energies of the first row atoms from quantum monte carlo," *The Journal of Chemical Physics* **126**, 224110 (2007), <https://doi.org/10.1063/1.2743972>.
- <sup>113</sup>P. K. V. V. Nukala and P. R. C. Kent, "A fast and efficient algorithm for slater determinant updates in quantum monte carlo simulations," *The Journal of Chemical Physics* **130**, 204105 (2009), <https://doi.org/10.1063/1.3142703>.
- <sup>114</sup>P. Seth, P. L. Ríos, and R. J. Needs, "Quantum monte carlo study of the first-row atoms and ions," *The Journal of Chemical Physics* **134**, 084105 (2011), <https://doi.org/10.1063/1.3554625>.
- <sup>115</sup>F. A. Evangelista, "Adaptive multiconfigurational wave functions," *The Journal of Chemical Physics* **140**, 124114 (2014), <https://doi.org/10.1063/1.4869192>.
- <sup>116</sup>N. M. Tubman, J. Lee, T. Y. Takeshita, M. Head-Gordon, and K. B. Whaley, "A deterministic alternative to the full configuration interaction quantum monte carlo method," *J. Chem. Phys.* **145**, 044112 (2016).
- <sup>117</sup>A. A. Holmes, N. M. Tubman, and C. J. Umrigar, "Heat-Bath Configuration Interaction: An Efficient Selected Configuration Interaction Algorithm Inspired by Heat-Bath Sampling," *J. Chem. Theory Comput.* **12**, 3674–3680 (2016), 1606.07453.
- <sup>118</sup>S. Sharma, A. A. Holmes, G. Jeanmairet, A. Alavi, and C. J. Umrigar, "Semistochastic Heat-Bath Configuration Interaction Method: Selected Configuration Interaction with Semistochastic Perturbation Theory," *J. Chem. Theory Comput.* **13**, 1595–1604 (2017), arXiv:1610.06660v2.
- <sup>119</sup>Y. Garniron, A. Scemama, E. Giner, M. Caffarel, and P.-F. Loos, "Selected configuration interaction dressed by perturbation," *J. Chem. Phys.* **149**, 064103 (2018).
- <sup>120</sup>N. M. Tubman, C. D. Freeman, D. S. Levine, D. Hait, M. Head-Gordon, and K. B. Whaley, "Modern approaches to exact diagonalization and selected configuration interaction with the adaptive sampling ci method," *Journal of Chemical Theory and Computation* **16**, 2139–2159 (2020), pMID: 32159951, <https://doi.org/10.1021/acs.jctc.8b00536>.

- <sup>121</sup>E. Giner, A. Scemama, and M. Caffarel, "Using perturbatively selected configuration interaction in quantum monte carlo calculations," *Canadian Journal of Chemistry* **91**, 879–885 (2013), <https://doi.org/10.1139/cjc-2013-0017>.
- <sup>122</sup>E. Giner, R. Assaraf, and J. Toulouse, "Quantum monte carlo with reoptimised perturbatively selected configuration-interaction wave functions," *Molecular Physics* **114**, 910–920 (2016), <https://doi.org/10.1080/00268976.2016.1149630>.
- <sup>123</sup>A. Scemama, A. Benali, D. Jacquemin, M. Caffarel, and P.-F. Loos, "Excitation energies from diffusion monte carlo using selected configuration interaction nodes," *The Journal of Chemical Physics* **149**, 034108 (2018), <https://doi.org/10.1063/1.5041327>.
- <sup>124</sup>A. Scemama, M. Caffarel, A. Benali, D. Jacquemin, and P.-F. Loos, "Influence of pseudopotentials on excitation energies from selected configuration interaction and diffusion monte carlo," *Results in Chemistry* **1**, 100002 (2019).
- <sup>125</sup>A. Benali, K. Gasperich, K. D. Jordan, T. Applencourt, Y. Luo, M. C. Bennett, J. T. Krogel, L. Shulenburg, P. R. C. Kent, P.-F. Loos, A. Scemama, and M. Caffarel, "Toward a systematic improvement of the fixed-node approximation in diffusion monte carlo for solids—a case study in diamond," *The Journal of Chemical Physics* **153**, 184111 (2020), <https://doi.org/10.1063/5.0021036>.
- <sup>126</sup>A. Scemama, E. Giner, A. Benali, and P.-F. Loos, "Taming the fixed-node error in diffusion monte carlo via range separation," *The Journal of Chemical Physics* **153**, 174107 (2020), <https://doi.org/10.1063/5.0026324>.
- <sup>127</sup>M. Dash, S. Moroni, A. Scemama, and C. Filippi, "Perturbatively selected configuration-interaction wave functions for efficient geometry optimization in quantum monte carlo," *Journal of chemical theory and computation* **14**, 4176–4182 (2018).
- <sup>128</sup>M. Dash, S. Moroni, C. Filippi, and A. Scemama, "Tailoring cipsi expansions for qmc calculations of electronic excitations: The case study of thiophene," *Journal of Chemical Theory and Computation* **17**, 3426–3434 (2021), pMID: 34029098, <https://doi.org/10.1021/acs.jctc.1c00212>.
- <sup>129</sup>A. Cuzzocrea, A. Scemama, W. J. Briels, S. Moroni, and C. Filippi, "Variational principles in quantum monte carlo: The troubled story of variance minimization," *J. Chem. Theory Comput.* **16**, 4203–4212 (2020), pMID: 32419451, <https://doi.org/10.1021/acs.jctc.0c00147>.
- <sup>130</sup>J. C. Grossman, M. Rohlfing, L. Mitás, S. G. Louie, and M. L. Cohen, "High accuracy many-body calculational approaches for excitations in molecules," *Physical Review Letters* **86**, 472 (2001).
- <sup>131</sup>A. Aspuru-Guzik, O. El Akramine, J. C. Grossman, and W. A. Lester Jr, "Quantum monte carlo for electronic excitations of free-base porphyrin," *The Journal of chemical physics* **120**, 3049–3050 (2004).
- <sup>132</sup>M. L. Tiago, P. Kent, R. Q. Hood, and F. A. Reboredo, "Neutral and charged excitations in carbon fullerenes from first-principles many-body theories," *The Journal of chemical physics* **129**, 084311 (2008).
- <sup>133</sup>T. Bouabça, N. Ben Amor, D. Maynau, and M. Caffarel, "A study of the fixed-node error in quantum monte carlo calculations of electronic transitions: The case of the singlet  $n \rightarrow \pi^*(co)$  transition of the acrolein," *The Journal of chemical physics* **130**, 114107 (2009).
- <sup>134</sup>J. Toulouse, M. Caffarel, P. Reinhardt, P. E. Hoggan, and C. Umrigar, "Quantum monte carlo calculations of electronic excitation energies: The case of the singlet  $n \rightarrow \pi^*(co)$  transition in acrolein," in *Advances in the Theory of Quantum Systems in Chemistry and Physics* (Springer, 2012) pp. 343–351.
- <sup>135</sup>D. Y. Zubarev, B. M. Austin, and W. A. Lester Jr, "Quantum monte carlo for the x-ray absorption spectrum of pyrrole at the nitrogen k-edge," *The Journal of Chemical Physics* **136**, 144301 (2012).
- <sup>136</sup>P. M. Zimmerman, J. Toulouse, Z. Zhang, C. B. Musgrave, and C. Umrigar, "Excited states of methylene from quantum monte carlo," *The Journal of chemical physics* **131**, 124103 (2009).
- <sup>137</sup>M. Dubecký, R. Derian, L. Horváthová, M. Allan, and I. Štich, "Disentanglement of triplet and singlet states of azobenzene: direct eels detection and qmc modeling," *Physical Chemistry Chemical Physics* **13**, 20939–20945 (2011).
- <sup>138</sup>N. Dupuy, S. Bouaouli, F. Mauri, S. Sorella, and M. Casula, "Vertical and adiabatic excitations in anthracene from quantum monte carlo: Constrained energy minimization for structural and electronic excited-state properties in the jagg ansatz," *The Journal of chemical physics* **142**, 214109 (2015).
- <sup>139</sup>J. J. Dorando, J. Hachmann, and G. K.-L. Chan, "Targeted excited state algorithms," *The Journal of chemical physics* **127**, 084109 (2007).
- <sup>140</sup>M. Lewin, "On the computation of excited states with mscf methods," *Journal of mathematical chemistry* **44**, 967–980 (2008).
- <sup>141</sup>S. Pathak, B. Busemeyer, J. N. Rodrigues, and L. K. Wagner, "Excited states in variational monte carlo using a penalty method," *The Journal of Chemical Physics* **154**, 034101 (2021).
- <sup>142</sup>F. Schautz and C. Filippi, "Optimized jastrow–slater wave functions for ground and excited states: Application to the lowest states of ethene," *The Journal of chemical physics* **120**, 10931–10941 (2004).
- <sup>143</sup>F. Schautz, F. Buda, and C. Filippi, "Excitations in photoactive molecules from quantum monte carlo," *The Journal of chemical physics* **121**, 5836–5844 (2004).
- <sup>144</sup>R. Guareschi and C. Filippi, "Ground- and excited-state geometry optimization of small organic molecules with quantum monte carlo," *Journal of Chemical Theory and Computation* **9**, 5513–5525 (2013), pMID: 26592286, <https://doi.org/10.1021/ct400876y>.
- <sup>145</sup>O. Valsson, P. Campomanes, I. Tavernelli, U. Rothlisberger, and C. Filippi, "Rhodopsin absorption from first principles: Bypassing common pitfalls," *Journal of chemical theory and computation* **9**, 2441–2454 (2013).
- <sup>146</sup>F. M. Floris, C. Filippi, and C. Amovilli, "Electronic excitations in a dielectric continuum solvent with quantum monte carlo: Acrolein in water," *The Journal of Chemical Physics* **140**, 034109 (2014).
- <sup>147</sup>R. Guareschi, F. M. Floris, C. Amovilli, and C. Filippi, "Solvent effects on excited-state structures: A quantum monte carlo and density functional study," *Journal of chemical theory and computation* **10**, 5528–5537 (2014).
- <sup>148</sup>C. Amovilli and F. M. Floris, "Study of dispersion forces with quantum monte carlo: Toward a continuum model for solvation," *The Journal of Physical Chemistry A* **119**, 5327–5334 (2015).
- <sup>149</sup>R. Guareschi, H. Zulfikri, C. Daday, F. M. Floris, C. Amovilli, B. Mennucci, and C. Filippi, "Introducing qmc/mmpol: Quantum monte carlo in polarizable force fields for excited states," *J. Chem. Theory Comput.* **12**, 1674–1683 (2016).
- <sup>150</sup>H. Zulfikri, C. Amovilli, and C. Filippi, "Multiple-resonance local wave functions for accurate excited states in quantum monte carlo," *Journal of chemical theory and computation* **12**, 1157–1168 (2016).
- <sup>151</sup>R. P. Messmer, "On a variational method for determining excited state wave functions," *Theoretica chimica acta* **14**, 319–328 (1969).
- <sup>152</sup>J. H. Choi, C. F. Lebeda, and R. P. Messmer, "Variational principle for excited states: Exact formulation and other extensions," *Chemical Physics Letters* **5**, 503–506 (1970).
- <sup>153</sup>C. J. Umrigar, K. G. Wilson, and J. W. Wilkins, "Optimized trial wave functions for quantum monte carlo calculations," *Phys. Rev. Lett.* **60**, 1719–1722 (1988).
- <sup>154</sup>L. Zhao and E. Neuscamman, "An Efficient Variational Principle for the Direct Optimization of Excited States," *J. Chem. Theory Comput.* **12**, 3436–3440 (2016).
- <sup>155</sup>J. A. R. Shea and E. Neuscamman, "Size consistent excited states via algorithmic transformations between variational principles," *J. Chem. Theory Comput.* **13**, 6078–6088 (2017), pMID: 29140699, <https://doi.org/10.1021/acs.jctc.7b00923>.
- <sup>156</sup>S. M. Garner and E. Neuscamman, "A variational monte carlo approach for core excitations," *The Journal of Chemical Physics* **153**, 144108 (2020), <https://doi.org/10.1063/5.0020310>.
- <sup>157</sup>L. Zhao and E. Neuscamman, "Variational excitations in real solids: Optical gaps and insights into many-body perturbation theory," *Physical review letters* **123**, 036402 (2019).
- <sup>158</sup>E. Neuscamman, "Communication: Variation after response in quantum monte carlo," *The Journal of Chemical Physics* **145**, 081103 (2016).
- <sup>159</sup>N. S. Blunt and E. Neuscamman, "Charge-transfer excited states: Seeking a balanced and efficient wave function ansatz in variational monte carlo," *The Journal of Chemical Physics* **147**, 194101 (2017), <https://doi.org/10.1063/1.4998197>.
- <sup>160</sup>N. S. Blunt and E. Neuscamman, "Excited-state diffusion monte carlo calculations: a simple and efficient two-determinant ansatz," *Journal of chemical theory and computation* **15**, 178–189 (2018).
- <sup>161</sup>P. S. Bagus, "Self-consistent-field wave functions for hole states of some ne-like and ar-like ions," *Phys. Rev.* **139**, A619 (1965).
- <sup>162</sup>H.-I. Hsu, E. R. Davidson, and R. M. Pitzer, "An scf method for hole states," *J. Chem. Phys.* **65**, 609–613 (1976).

- <sup>163</sup>A. Naves de Brito, N. Correia, S. Svensson, and H. Ågren, “A theoretical study of x-ray photoelectron spectra of model molecules for polymethylmethacrylate,” *J. Chem. Phys.* **95**, 2965–2974 (1991).
- <sup>164</sup>N. A. Besley, A. T. Gilbert, and P. M. Gill, “Self-consistent-field calculations of core excited states,” *J. Chem. Phys.* **130**, 124308 (2009).
- <sup>165</sup>A. T. Gilbert, N. A. Besley, and P. M. Gill, “Self-consistent field calculations of excited states using the maximum overlap method (mom),” *The Journal of Physical Chemistry A* **112**, 13164–13171 (2008).
- <sup>166</sup>G. M. Barca, A. T. Gilbert, and P. M. Gill, “Simple models for difficult electronic excitations,” *Journal of chemical theory and computation* **14**, 1501–1509 (2018).
- <sup>167</sup>J. A. Shea, E. Gwin, and E. Neuscamman, “A generalized variational principle with applications to excited state mean field theory,” *Journal of chemical theory and computation* **16**, 1526–1540 (2020).
- <sup>168</sup>H.-Z. Ye, M. Welborn, N. D. Rieke, and T. Van Voorhis, “ $\sigma$ -scf: A direct energy-targeting method to mean-field excited states,” *The Journal of chemical physics* **147**, 214104 (2017).
- <sup>169</sup>H.-Z. Ye and T. Van Voorhis, “Half-projected  $\sigma$  self-consistent field for electronic excited states,” *Journal of chemical theory and computation* **15**, 2954–2965 (2019).
- <sup>170</sup>Q. Wu and T. Van Voorhis, “Direct optimization method to study constrained systems within density-functional theory,” *Phys. Rev. A* **72**, 024502 (2005).
- <sup>171</sup>D. Hait and M. Head-Gordon, “Highly accurate prediction of core spectra of molecules at density functional theory cost: Attaining sub-electronvolt error from a restricted open-shell kohn–sham approach,” *The journal of physical chemistry letters* **11**, 775–786 (2020).
- <sup>172</sup>D. Hait, E. A. Haugen, Z. Yang, K. J. Oosterbaan, S. R. Leone, and M. Head-Gordon, “Accurate prediction of core-level spectra of radicals at density functional theory cost via square gradient minimization and recoupling of mixed configurations,” *The Journal of chemical physics* **153**, 134108 (2020).
- <sup>173</sup>J. A. Shea and E. Neuscamman, “Communication: A mean field platform for excited state quantum chemistry,” *The Journal of chemical physics* **149**, 081101 (2018).
- <sup>174</sup>L. Zhao and E. Neuscamman, “Density functional extension to excited-state mean-field theory,” *Journal of chemical theory and computation* **16**, 164–178 (2019).
- <sup>175</sup>L. Zhao and E. Neuscamman, “Excited state mean-field theory without automatic differentiation,” *The Journal of chemical physics* **152**, 204112 (2020).
- <sup>176</sup>T. S. Hardikar and E. Neuscamman, “A self-consistent field formulation of excited state mean field theory,” *The Journal of chemical physics* **153**, 164108 (2020).
- <sup>177</sup>S. M. Garner and E. Neuscamman, “Core excitations with excited state mean field and perturbation theory,” *The Journal of chemical physics* **153**, 154102 (2020).
- <sup>178</sup>R. Clune, J. A. Shea, and E. Neuscamman, “N5-scaling excited-state-specific perturbation theory,” *Journal of chemical theory and computation* **16**, 6132–6141 (2020).
- <sup>179</sup>L. N. Tran and E. Neuscamman, “Improving excited-state potential energy surfaces via optimal orbital shapes,” *J. Phys. Chem. A* **124**, 8273–8279 (2020).
- <sup>180</sup>R. Hanscam and E. Neuscamman, “Applying generalized variational principles to excited-state-specific complete active space self-consistent field theory,” *arXiv* **2111.02590** (2021).
- <sup>181</sup>M. Caffarel, T. Applencourt, E. Giner, and A. Scemama, “Communication: Toward an improved control of the fixed-node error in quantum monte carlo: The case of the water molecule,” *The Journal of Chemical Physics* **144**, 151103 (2016), <https://doi.org/10.1063/1.4947093>.
- <sup>182</sup>A. Scemama, T. Applencourt, E. Giner, and M. Caffarel, “Accurate nonrelativistic ground-state energies of 3d transition metal atoms,” *The Journal of Chemical Physics* **141**, 244110 (2014), <https://doi.org/10.1063/1.4903985>.
- <sup>183</sup>N. D. Drummond, M. D. Towler, and R. J. Needs, “Jastrow correlation factor for atoms, molecules, and solids,” *Phys. Rev. B* **70**, 235119 (2004).
- <sup>184</sup>P. López Ríos, P. Seth, N. D. Drummond, and R. J. Needs, “Framework for constructing generic jastrow correlation factors,” *Phys. Rev. E* **86**, 036703 (2012).
- <sup>185</sup>A. Luchow, A. Sturm, C. Schulte, and K. Haghighi Mood, “Generic expansion of the jastrow correlation factor in polynomials satisfying symmetry and cusp conditions,” *J. Chem. Phys.* **142**, 084111 (2015), <https://doi.org/10.1063/1.4909554>.
- <sup>186</sup>C. J. Huang, C. J. Umrigar, and M. P. Nightingale, “Accuracy of electronic wave functions in quantum Monte Carlo: The effect of high-order correlations,” *J. Chem. Phys.* **107**, 3007–3013 (1997).
- <sup>187</sup>M. Casula and S. Sorella, “Geminal wave functions with Jastrow correlation: A first application to atoms,” *J. Chem. Phys.* **119**, 6500–6511 (2003), [arXiv:0305169v1 \[arXiv:cond-mat\]](https://arxiv.org/abs/0305169v1).
- <sup>188</sup>F. Sterpone, L. Spanu, L. Ferraro, S. Sorella, and L. Guidoni, “Dissecting the hydrogen bond: A quantum monte carlo approach,” *J. Chem. Theory Comput.* **4**, 1428–1434 (2008), pMID: 26621429, <https://doi.org/10.1021/ct800121e>.
- <sup>189</sup>T. D. Beaudet, M. Casula, J. Kim, S. Sorella, and R. M. Martin, “Molecular hydrogen adsorbed on benzene: Insights from a quantum Monte Carlo study,” *J. Chem. Phys.* **129**, 164711 (2008).
- <sup>190</sup>M. Marchi, S. Azadi, M. Casula, and S. Sorella, “Resonating valence bond wave function with molecular orbitals: Application to first-row molecules,” *J. Chem. Phys.* **131**, 154116 (2009), <https://doi.org/10.1063/1.3249966>.
- <sup>191</sup>A. Zen, Y. Luo, G. Mazzola, L. Guidoni, and S. Sorella, “Ab initio molecular dynamics simulation of liquid water by quantum Monte Carlo,” *J. Chem. Phys.* **142**, 144111 (2015).
- <sup>192</sup>B. V. D. Goetz and E. Neuscamman, “Suppressing Ionic Terms with Number-Counting Jastrow Factors in Real Space,” *J. Chem. Theory Comput.* **13**, 2035–2042 (2017).
- <sup>193</sup>B. Van Der Goetz, L. Otis, and E. Neuscamman, “Clean and convenient tessellations for number counting jastrow factors,” *J. Chem. Theory Comput.* **15**, 1102–1121 (2019), <https://doi.org/10.1021/acs.jctc.8b01139>.
- <sup>194</sup>B. M. Austin, D. Y. Zubarev, and W. A. Lester, “Quantum monte carlo and related approaches,” *Chemical Reviews* **112**, 263–288 (2012), <https://doi.org/10.1021/cr2001564>.
- <sup>195</sup>R. Assaraf and M. Caffarel, “Zero-variance principle for monte carlo algorithms,” *Phys. Rev. Lett.* **83**, 4682–4685 (1999).
- <sup>196</sup>J. van Rhijn, C. Filippi, S. De Palo, and S. Moroni, “Energy derivatives in real-space diffusion monte carlo,” *Journal of Chemical Theory and Computation* **18**, 118–123 (2022), pMID: 34930005, <https://doi.org/10.1021/acs.jctc.1c00496>.
- <sup>197</sup>R. Assaraf and M. Caffarel, “Computing forces with quantum monte carlo,” *The Journal of Chemical Physics* **113**, 4028–4034 (2000), <https://doi.org/10.1063/1.1286598>.
- <sup>198</sup>R. Assaraf and M. Caffarel, “Zero-variance zero-bias principle for observables in quantum monte carlo: Application to forces,” *The Journal of Chemical Physics* **119**, 10536–10552 (2003), <https://doi.org/10.1063/1.1621615>.
- <sup>199</sup>C. Attaccalite and S. Sorella, “Stable liquid hydrogen at high pressure by a novel ab initio molecular-dynamics calculation,” *Phys. Rev. Lett.* **100**, 114501 (2008).
- <sup>200</sup>K. Nakano, C. Attaccalite, M. Barborini, L. Capriotti, M. Casula, E. Cocchia, M. Dagrada, C. Genovese, Y. Luo, G. Mazzola, A. Zen, and S. Sorella, “Turborvb: A many-body toolkit for ab initio electronic simulations by quantum monte carlo,” *The Journal of Chemical Physics* **152**, 204121 (2020), <https://doi.org/10.1063/5.0005037>.
- <sup>201</sup>J. Kim, A. Baczewski, T. D. Beaudet, A. Benali, M. C. Bennett, M. A. Berrill, N. S. Blunt, E. J. L. Borda, M. Casula, D. M. Ceperley, B. K. Clark, R. C. C. Iii, K. T. Delaney, M. Dewing, K. P. Esler, H. Hao, O. Heinonen, P. R. C. Kent, J. T. Krogel, I. Kylanpää, Y. W. Li, M. G. Lopez, Y. Luo, F. D. Malone, R. M. Martin, A. Mathuriya, J. Mcminis, C. A. Melton, L. Mitas, M. A. Morales, E. Neuscamman, W. D. Parker, S. D. P. Flores, N. A. Romero, B. M. Rubenstein, J. A. R. Shea, H. Shin, L. Shulenburger, A. Tillack, J. P. Townsend, N. M. Tubman, B. Van Der Goetz, J. E. Vincent, D. C. Yang, Y. Yang, S. Zhang, and L. Zhao, “QMCPACK : An open source ab initio Quantum Monte Carlo package for the electronic structure of atoms, molecules, and solids,” *J. Phys. Condens. Matter* **30**, 195901 (2018).
- <sup>202</sup>P. R. C. Kent, A. Annaberdiyev, A. Benali, M. C. Bennett, E. J. Landinez Borda, P. Doak, H. Hao, K. D. Jordan, J. T. Krogel, I. Kylanpää, J. Lee, Y. Luo, F. D. Malone, C. A. Melton, L. Mitas, M. A. Morales, E. Neuscamman, F. A. Reboredo, B. Rubenstein, K. Saritas, S. Upadhyay, G. Wang, S. Zhang, and L. Zhao, “Qmcpack: Advances in the development, efficiency, and application of auxiliary field and real-space varia-

- tional and diffusion quantum monte carlo,” *J. Chem. Phys.* **152**, 174105 (2020), <https://doi.org/10.1063/5.0004860>.
- <sup>203</sup>M. C. Bennett, C. A. Melton, A. Annaberdiyev, G. Wang, L. Shulenburger, and L. Mitas, “A new generation of effective core potentials for correlated calculations,” *J. Chem. Phys.* **147**, 224106 (2017), <https://doi.org/10.1063/1.4995643>.
- <sup>204</sup>M. V  ril, A. Scemama, M. Caffarel, F. Lipparini, M. Boggio-Pasqua, D. Jacquemin, and P.-F. Loos, “Questdb: A database of highly accurate excitation energies for the electronic structure community,” *WIREs Computational Molecular Science* **11**, e1517 (2021), <https://onlinelibrary.wiley.com/doi/pdf/10.1002/wcms.1517>.
- <sup>205</sup>Q. Sun, T. C. Berkelbach, N. S. Blunt, G. H. Booth, S. Guo, Z. Li, J. Liu, J. D. McClain, E. R. Sayfutyarova, S. Sharma, S. Wouters, and G. K.-L. Chan, “Pyscf: the python-based simulations of chemistry framework,” *WIREs Computational Molecular Science* **8**, e1340 (2018), <https://onlinelibrary.wiley.com/doi/pdf/10.1002/wcms.1340>.
- <sup>206</sup>H.-J. Werner, P. J. Knowles, G. Knizia, F. R. Manby, M. Sch  tz, *et al.*, “Molpro, version 2019.1, a package of ab initio programs,” (2019), see <http://www.molpro.net>.
- <sup>207</sup>G. M. J. Barca, C. Bertonni, L. Carrington, D. Datta, N. De Silva, J. E. Deustua, D. G. Fedorov, J. R. Gour, A. O. Gunina, E. Guidez, T. Harville, S. Irle, J. Ivanic, K. Kowalski, S. S. Leang, H. Li, W. Li, J. J. Lutz, I. Magoulas, J. Mato, V. Mironov, H. Nakata, B. Q. Pham, P. Piecuch, D. Poole, S. R. Pruitt, A. P. Rendell, L. B. Roskop, K. Ruedenberg, T. Sattasathuchana, M. W. Schmidt, J. Shen, L. Slipchenko, M. Sosonkina, V. Sundriyal, A. Tiwari, J. L. Galvez Vallejo, B. Westheimer, M. W  loch, P. Xu, F. Zahariev, and M. S. Gordon, “Recent developments in the general atomic and molecular electronic structure system,” *The Journal of Chemical Physics* **152**, 154102 (2020), <https://doi.org/10.1063/5.0005188>.
- <sup>208</sup>R. R. Lucchese and H. F. Schaefer, “Charge-transfer complexes. ammonia-molecular fluorine, ammonia-molecular chlorine, ammonia-chlorine fluoride, trimethylamine-molecular fluorine, trimethylamine-molecular chlorine, and trimethylamine-chlorine fluoride,” *Journal of the American Chemical Society* **97**, 7205–7210 (1975), <https://doi.org/10.1021/ja00858a001>.
- <sup>209</sup>Y. Zhao and D. G. Truhlar, “Density functional for spectroscopy: No long-range self-interaction error, good performance for rydberg and charge-transfer states, and better performance on average than b3lyp for ground states,” *The Journal of Physical Chemistry A* **110**, 13126–13130 (2006), PMID: 17149824, <https://doi.org/10.1021/jp066479k>.
- <sup>210</sup>P. Piecuch, J. A. Hansen, and A. O. Ajala, “Benchmarking the completely renormalised equation-of-motion coupled-cluster approaches for vertical excitation energies,” *Molecular Physics* **113**, 3085–3127 (2015), <https://doi.org/10.1080/00268976.2015.1076901>.
- <sup>211</sup>J. Lorentzon, M. P. Fuelscher, and B. O. Roos, “Theoretical study of the electronic spectra of uracil and thymine,” *Journal of the American Chemical Society* **117**, 9265–9273 (1995), <https://doi.org/10.1021/ja00141a019>.
- <sup>212</sup>D. K  nn  r and P. G. Szalay, “Benchmarking coupled cluster methods on singlet excited states of nucleobases,” *Journal of Molecular Modeling* **20**, 2503 (2014).
- <sup>213</sup>D. A. Fedotov, A. C. Paul, P. Posocco, F. Santoro, M. Garavelli, H. Koch, S. Coriani, and R. Improta, “Excited-state absorption of uracil in the gas phase: Mapping the main decay paths by different electronic structure methods,” *Journal of Chemical Theory and Computation* **17**, 1638–1652 (2021), PMID: 33529532, <https://doi.org/10.1021/acs.jctc.0c01150>.