

Graph Robustness Benchmark: Benchmarking the Adversarial Robustness of Graph Machine Learning

Qinkai Zheng[†], Xu Zou[†], Yuxiao Dong^{‡*}, Yukuo Cen[†],
Da Yin[†], Jiarong Xu[°], Yang Yang[°], Jie Tang^{†**}

[†] Department of Computer Science and Technology, Tsinghua University

[‡] Microsoft Research, Redmond [°] Fudan University [°] Zhejiang University

{qinkai, jietang}@tsinghua.edu.cn

{zoux18, cyk20, yd18}@mails.tsinghua.edu.cn

ericdongyx@gmail.com, jiarongxu@fudan.edu.cn, yangya@zju.edu.cn

Abstract

Adversarial attacks on graphs have posed a major threat to the robustness of graph machine learning (GML) models. Naturally, there is an ever-escalating arms race between attackers and defenders. However, the strategies behind both sides are often not fairly compared under the same and realistic conditions. To bridge this gap, we present the Graph Robustness Benchmark (GRB) with the goal of providing a *scalable, unified, modular, and reproducible* evaluation for the adversarial robustness of GML models. GRB standardizes the process of attacks and defenses by 1) developing scalable and diverse datasets, 2) modularizing the attack and defense implementations, and 3) unifying the evaluation protocol in refined scenarios. By leveraging the GRB pipeline, the end-users can focus on the development of robust GML models with automated data processing and experimental evaluations. To support open and reproducible research on graph adversarial learning, GRB also hosts public leaderboards across different scenarios. As a starting point, we conduct extensive experiments to benchmark baseline techniques. GRB is open-source and welcomes contributions from the community. Datasets, codes, leaderboards are available at <https://cogdl.ai/grb/home>.

1 Introduction

Graph machine learning (GML) models, from network embedding [1, 2, 3] to graph neural networks (GNNs) [4, 5, 6, 7, 8, 9], have shown promising performance in various domains, such as social network analysis [1], molecular graphs [5], and recommender systems [10]. However, GML models are known to be vulnerable to adversarial attacks [11, 12, 13, 14, 15, 16, 17, 18]. Attackers can modify the original graph by adding or removing edges [11, 19, 20], perturbing node attributes [12, 13, 14, 15], or injecting malicious nodes [16, 17, 18] to conduct adversarial attacks. Despite the relatively minor changes to the graph, the performance of GML models can be impacted dramatically.

Threatened by adversarial attacks, a line of attempts have been made to have robust GML models. For example, recent GNN architectures such as RobustGCN [21], GRAND [22], and ProGNN [23] are designed to improve the adversarial robustness of GNNs. In addition, pre-processing based methods, such as GNN-SVD [24] and GNNGuard [25], alleviate the impact of attacks by leveraging the intrinsic graph properties and thus improve the model robustness. Despite various efforts in this direction, there are several common limitations from both the attacker and the defender sides:

*Now at Meta AI, Seattle and work done when working at Microsoft Research, Redmond.

**Jie Tang is the corresponding author.

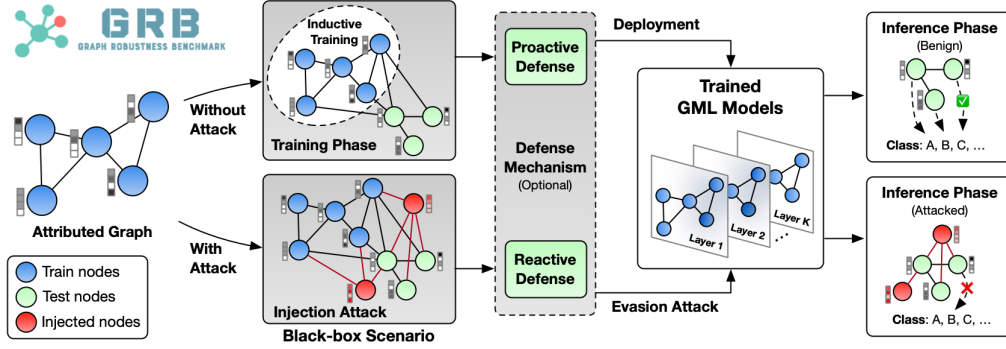


Figure 1: An example of GRB’s attack vs. defense (*graph injection*) scenario: *Black-box*: attackers only have access to the attributed graph but not the target models; *Inductive*: target models are trained in an inductive setting (test nodes are unseen during training); *Injection*: attackers are allowed to inject new nodes without modifying the existing ones; *Evasion*: attacks happen during model inference. All attacks and defenses are evaluated under unified settings to be fairly compared.

1. **Unrealistic Attack/Defense Scenarios.** The existing attack and defense setups are often ambiguously defined with unrealistic assumptions, such as ignoring the real-world capabilities of attackers and defenders, resulting in less practical applications.
2. **Lack of A Unified Evaluation Protocol.** Previous works often use different settings (*e.g.*, datasets, data splittings, attack constraints) in their experiments, resulting in biases in the evaluation and thus making it difficult to fairly compare different methods.
3. **Lack of Scalability.** Most existing attacks and defenses are performed on very small-scale graphs (*e.g.*, <10,000 nodes) without considering different levels of attack/defense difficulties, which are far from the scale and complexity of real-world applications.

To date, there exist several well-established GML benchmarks. For example, the Open Graph Benchmark (OGB) [26] offers abundant datasets and a unified evaluation pipeline for GML. Benchmarking GNNs [27] is a standardized benchmark with consistent experimental settings. However, they mainly focus on evaluating the performance of GML models, regardless of their robustness. DeepRobust [28] is a toolkit with implementations of attacks and defenses on both image and graph data, which by design is not a GML benchmark. Therefore, to address the aforementioned limitations, there is an urgent need for public benchmarks on evaluating the *adversarial robustness* of GML models.

In this paper, we propose the Graph Robustness Benchmark (GRB)—the first attempt to benchmark the adversarial robustness of GML models. The goal of GRB is to provide a reproducible framework that enables a fair evaluation for both adversarial attacks & defenses on GML models under unified settings. To achieve this, GRB is designed to have the following properties:

1. **Refined Attack/Defense Scenarios.** GRB includes two refined attack scenarios: *graph modification* and *graph injection*, covering the majority of works in the field. By revisiting the limitations of previous works, we formalize precise definitions for both attackers’ and defenders’ capabilities, including available information to use and allowed actions, forming more realistic evaluations.
2. **Scalable and Unified Evaluations.** GRB contains various datasets of different orders of magnitude in size, with a specific robustness-focused splitting scheme for various levels of attacking/defending difficulties. It also provides a unified evaluation pipeline that calibrates all experimental settings, enabling fair comparisons for both attacks and defenses.
3. **Reproducible and Public Leaderboards.** GRB offers a modular code framework* that supports the implementations of a diverse set of baseline methods covering GML models, attacks, and defenses. Additionally, it hosts public leaderboards across all evaluation scenarios, which will be continuously updated to track the progress in this community.

Overall, GRB serves as a *scalable, unified, modular, and reproducible* benchmark on evaluating the adversarial robustness of GML models. It is designed to facilitate the robust developments of graph adversarial learning, summarizing existing progress, and generating insights into future research.

*<https://github.com/THUDM/grb>

2 Adversarial Robustness in Graph Machine Learning

2.1 Problem Definition

In graph machine learning, adversarial robustness refers to the ability of GML models to maintain their performance under potential adversarial attacks. Take the task of node classification as an instance, for an undirected attributed graph $\mathcal{G} = (\mathcal{A}, \mathcal{F})$ where $\mathcal{A} \in \mathbb{R}^{N \times N}$ represents the adjacency matrix of N nodes and $\mathcal{F} \in \mathbb{R}^{N \times D}$ denotes the set of node features with D dimensions. Define a GML model $\mathcal{M} : \mathcal{G} \rightarrow \mathcal{Z}$ where $\mathcal{Z} \in [0, 1]^{N \times L}$, which maps a graph \mathcal{G} to probability vectors with L classes. Generally, the objective of adversarial attacks on GML models can be formulated as:

$$\max_{\mathcal{G}'} \left| \arg \max_{l \in [1, \dots, L]} \mathcal{M}(\mathcal{G}') \neq \arg \max_{l \in [1, \dots, L]} \mathcal{M}(\mathcal{G}) \right| \text{ s.t. } d_{\mathcal{A}}(\mathcal{A}', \mathcal{A}) \leq \Delta_{\mathcal{A}} \text{ and } d_{\mathcal{F}}(\mathcal{F}', \mathcal{F}) \leq \Delta_{\mathcal{F}} \quad (1)$$

where $\mathcal{G}' = (\mathcal{A}', \mathcal{F}')$ is the attacked graph, and $d_{\mathcal{A}}$ and $d_{\mathcal{F}}$ are distance metrics in the metric space $(\mathcal{A}, d_{\mathcal{A}})$ and $(\mathcal{F}, d_{\mathcal{F}})$. The attacker tries to maximize the number of incorrect predictions by GML models, under the constraints $\Delta_{\mathcal{A}}$ and $\Delta_{\mathcal{F}}$. For instance, $\Delta_{\mathcal{A}}$ can be the limited number of modified edges and $\Delta_{\mathcal{F}}$ can be the limited range of modified features (Cf. Section 3 for detailed discussions).

2.2 Revisiting Adversarial Attacks and Defenses in GML

In the work of Szegedy *et al.* [32], the existence of adversarial examples was revealed for ML models in image classification—imperceptible perturbations on inputs have ineligible impact on outputs of models. Recent works (in Table 1) show that GML models are no exception. Graph adversarial attacks can mainly be categorized into two types according to the attack approach: *graph modification* attack and *graph injection* attack. Graph modification attacks directly modify the existing graph, by adding or removing edges (e.g., DICE [19], FGA [11], FLIP [29], NEA [29], STACK [31]), or further modifying node features (e.g., Nettack [12], FGSM [12], RL-S2V [30], Metattack [13]). Differently, graph injection attacks add new malicious nodes without modifying the original graph (e.g., AFGSM [16], SPEIT [17], TDGIA [18]). Facing the problem of scalability, some attacks are not applicable to large graphs due to their high time complexity [12, 13, 30] or expensive memory consumption [11, 29].

Table 1: A categorization of graph adversarial attacks. There are mainly two scenarios: *graph modification* and *graph injection*. GRB supports the implementation of all types of methods.[†]

Adversarial Attack	Knowledge		Objective		Approach		Scalability
	Black.	White.	Poi.	Eva.	Mod.	Inj.	
DICE [19]	✓	–	✓	–	✓	–	✓
FGA [11]	✓	–	✓	–	✓	–	✗
FLIP [29]	✓	–	✓	–	✓	–	✓
NEA [29]	✓	–	✓	–	✓	–	✗
FGSM [12]	✓	✓	✓	–	✓	–	✓
Nettack [12]	✓	✓	✓	–	✓	–	✗
RL-S2V [30]	✓	✓	✓	–	✓	–	✗
Metattack [13]	✓	–	✓	–	✓	–	✗
STACK [31]	✓	–	✓	–	✓	–	✗
AFGSM [16]	✓	–	✓	–	–	✓	✓
SPEIT [17]	✓	–	–	✓	–	✓	✓
TDGIA [18]	✓	–	–	✓	–	✓	✓
GRB Mod. Scenario	✓	–	–	✓	✓	–	✓
GRB Inj. Scenario	✓	–	–	✓	–	✓	✓
GRB Support	✓	✓	✓	✓	✓	✓	✓

[†] The table represents the original settings, while methods can be adapted to other settings by using GRB’s modular coding framework.

Defenses can mainly be categorized into two types: *preprocess-based* defense and *model-based* defense. The first type regards the attacked graphs as noisy ones and defenders can preprocess the adjacency matrix (e.g., GNN-SVD [24], GNN-Jaccard [33]) or the features of nodes (e.g., feature transformation [17]), to alleviate the effect of perturbations. The second type achieves robustness through *model enhancement*, either by robust training schemes (e.g., adversarial training [34, 35]) or new model architectures (e.g., RobustGCN [21], GNNGuard [25]). Some defenses also suffer from the problem of scalability, due to the need of calculation on large dense matrices [24, 33, 25].

Notwithstanding the significant progress, existing works share some common limitations: (1) Lack of scalability: Most works only consider very small graphs and cannot be scaled up to larger ones due to time/memory complexity. (2) Lack of generalization: Most attacks/defenses are evaluated on very basic GML models, but not on other variants. Meanwhile, some methods are only effective for specific models with ad-hoc designs, which makes the results less generalized and practical. (3) Ill-defined scenarios: The scenarios and assumptions proposed in some previous works are not realistic, e.g., the *unnoticeability* under *poisoning* setting ignores the real capability of the defenders (Cf. Appendix A.3 for details). Besides, there are no unified standards on evaluating the adversarial robustness. Different settings (e.g., the choice of datasets, random splitting, different constraints) introduce biases, which makes it hard to compare the effectiveness of different methods. In light of these challenges, there is an urgent need for benchmarking the adversarial robustness of GML.

3 GRB: Graph Robustness Benchmark

3.1 Overview of GRB

To overcome the limitations of previous works, we propose the Graph Robustness Benchmark (GRB)—a standardized benchmark for evaluating the adversarial robustness of GML. To ensure GRB’s scalability, we include datasets of different sizes with scalable attack/defense baselines. To have a unified process, we standardize the evaluation scenarios with precise constraints and realistic assumptions on attackers and defenders. To make GRB easy-to-use, we provide a modular pipeline that facilitates the implementation of GML models, attacks, and defenses. To guarantee the reproducibility, we open-source and maintain the GRB public leaderboards that are continuously updated to track the progress of the community.

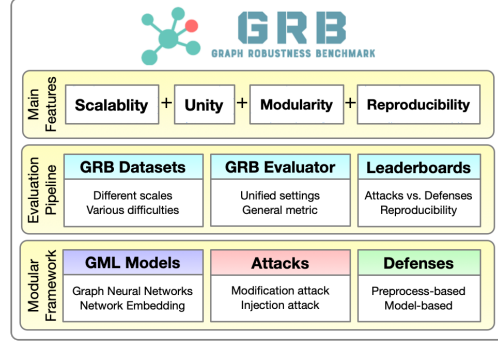


Figure 2: GRB Framework.

Altogether, GRB serves as a *scalable, unified, modular, reproducible* benchmark on evaluating the adversarial robustness of GML models. We present the solutions to achieve these goals for GRB.

3.2 The Unified Evaluation Scenario of GML Adversarial Robustness

To evaluate the adversarial robustness, it is essential to be aware of the capabilities of potential attackers. We categorize attacks into the following aspects (as shown in Table 1):

1. **Knowledge.** *Black-box*: Attackers do NOT have access to the targeted model (including its architecture, parameters, defense mechanism, etc.). However, they can access the graph data (structure, features, labels of training data, etc.). Additionally, they have limited chances to query the model to get outputs. *White-box*: Attackers have access to ALL information. However, if the targeted model has a random process, the run-time randomness is still preserved.
2. **Objective.** *Poisoning*: Attackers generate corrupted graph data and assume that the targeted model is (re)trained on these data to get a worse model. *Evasion*: The target model has already been trained, and attackers can generate corrupted graph data to affect its inference.
3. **Approach.** *Modification*: Attackers modify the original graph (the same one used by defenders for training) by adding/removing edges or perturbing node features. *Injection*: Attackers do not modify the original graph but inject new malicious nodes to influence a set of targeted nodes.

In practice, the most common real-world case is that the GML models have already been trained for specific tasks and deployed in a secret way, i.e., *black-box* and *evasion* settings. Thus, in GRB, we propose two unified evaluation scenarios under these settings, *graph modification* and *graph injection*.

Graph Modification. This has been the most studied scenario, in which attackers can directly modify the graph (by adding/removing edges or perturbing node attributes) to attack the GML models. Under real-world conditions, this is theoretically possible but practically difficult, as the modification attacks require the authority to access the target nodes in order to change their contents. Nevertheless, this scenario enables us to understand how the GML models behave under intended modifications.

Graph Injection. This scenario was first introduced in the KDDCUP 2020 task of Graph Adversarial Attacks & Defenses[†], which targeted at injecting new nodes to a large-scale academic graph. It is more realistic than the modification one since injecting new nodes is more practically possible than modifying the existing ones. However, the task in KDDCUP 2020 considers a transductive setting, i.e., test nodes (except for their labels) are available during training. In this case, defenders can simply memorize benign nodes and identify the injected nodes, making it an imperfect setting.

Thus, to further GRB’s practical usage (Cf. Appendix A.3 for detailed discussions), we make the following assumptions for both scenarios: (1) Black-box: Both attackers and defenders do *not* have

[†]https://www.biendata.xyz/competition/kddcup_2020_formal/

knowledge about the methods each other applied. (2) Inductive: The GML models are trained in trusted data and used to classify unseen data (*e.g.*, new users), *i.e.*, the validation and test data is unseen during training. (3) Evasion: Attacks will only happen during the inference phase. Furthermore, we clarify attackers’ and defenders’ capabilities in GRB:

1. For attackers: (a) They have knowledge about the entire graph (including all nodes, edges and labels but excluding the labels of the test nodes), but do not have knowledge about the target model or defense mechanism. (b) For graph modification, following the most common setting in previous works, attackers are allowed to perturb a limited number of edges in the graph ($\Delta_{\mathcal{A}}$: the number of modified edges less than a ratio γ_e of all edges). (c) For graph injection, we follow the heuristic setting of KDDCUP 2020, attackers are allowed to inject new nodes with limited edges ($\Delta_{\mathcal{A}}$: less than N_n injected nodes each with less than N_e edges; $\Delta_{\mathcal{F}}$: constrained range of features $[\mathcal{F}_{min}, \mathcal{F}_{max}]$). (d) They are not allowed to modify the original graph for training. (e) They are allowed to get predictions from the target model through a limited number of queries.
2. For defenders: (a) They have knowledge about the graph excluding the test nodes to be attacked. (b) They are allowed to use any method to increase the adversarial robustness, but do not have prior knowledge about the edges/nodes that are modified/injected.
3. For both sides: Attackers/defenders can of course make assumptions even in the black-box scenario. For instance, attackers can assume that the target system deploys a certain type of GML models, then it can be used as the surrogate model to conduct transfer attacks. Moreover, it is not reasonable to assume that the defense mechanism can be completely held secretly, known as the Kerckhoffs’ principle [36]. If a defense wants to be general and universal, it should guarantee part of the robustness even when attackers have some knowledge about it. In GRB, we evaluate an attack vs. multiple defenses (vice versa), thus the assumptions can hardly violate the *black-box* conditions. As a result, the objective for both sides is to be generally effective against all potential methods rather than just a single one.

By following the above rules, we provide unified evaluation scenarios for attacks and defenses in a principled way. It is worth noting that these unified scenarios are not the only valid ones, GRB will include more scenarios as this field evolves over time.

3.3 The Modular GRB Pipeline

GRB offers a modular pipeline, which is based on PyTorch [37] as well as other popular GML libraries like CogDL [38] and DGL [39]. Specifically, it contains the following modules: (1) Dataset: GRB provides data-loaders for GRB datasets and applies necessary preprocessing including splitting and feature normalization; it also supports external datasets like OGB [26] or user-defined datasets. (2) Model: The GML models are implemented based on PyTorch, CogDL, and DGL and GRB can automatically transform inputs to compatible formats. (3) Attack: We implement adversarial attacks by abstracting the attack process to different components, *e.g.*, graph injection attacks are decomposed to node injection and feature generation. (4) Defense: GRB engages defense mechanisms to GML models, including *preprocess-based* and *model-based* ones. (5) Evaluator: The attack or defense methods are evaluated under unified settings and metrics. Essentially, GRB unifies and modularizes the entire process, including loading datasets, training/loading models, applying attacks/defenses, and generating the evaluation results; it also helps to reproduce the exact results on GRB leaderboards. In addition to these modules, GRB also offers other functions including *Trainer* for model training, *AutoML* for automatic parameter search, and *Visualise* for visualizing the attack process.

The GRB framework has the following features: (1) Easy-to-use: the baseline methods are easy to use by only a few lines of codes, as shown in Figure 3. (2) Fair-to-compare: all methods are fairly compared under unified settings. (3) Up-to-date: the leaderboards for each dataset are maintained to continuously track the progress in the domain. (4) Reproducible: GRB prioritizes reproducibility. All necessary materials are made public to reproduce results on leaderboards, including the trained models, generated attack results, etc. Users can reproduce results by a single command line (*Cf.* Appendix A.5 for GRB reproducibility rules). All codes are available in <https://github.com/THUDM/grb>, where the implementation details and examples can be also found. The API documentations are covered in <https://grb.readthedocs.io/en/latest/>.


```

import torch # pytorch backend
from grb.dataset import Dataset
from grb.model.torch import GCN
from grb.utils.trainer import Trainer

# Load data
dataset = Dataset(name='grb-cora', mode='easy',
                  feat_norm='arctan')

# Build model
model = GCN(in_features=dataset.num_features,
            out_features=dataset.num_classes,
            hidden_features=[64, 64])

# Training
adam = torch.optim.Adam(model.parameters(), lr=0.01)
trainer = Trainer(dataset=dataset, optimizer=adam,
                  loss=torch.nn.functional.nll_loss)
trainer.train(model=model, n_epoch=200, dropout=0.5,
              train_mode='inductive')

from grb.attack.tdgia import TDGIA

# Attack configuration
tdgia = TDGIA(lr=0.01,
              n_epoch=10,
              n_inject_max=20,
              n_edge_max=20,
              feat_lim_min=-0.9,
              feat_lim_max=0.9,
              sequential_step=0.2)

# Apply attack
rst = tdgia.attack(model=model,
                  adj=dataset.adj,
                  features=dataset.features,
                  target_mask=dataset.test_mask)

# Get modified adj and features
adj_attack, features_attack = rst

```

Figure 3: GRB usage examples. Left: Train GCNs on the *grb-cora* dataset. Right: Apply the TDGIA attack on the trained model. GRB facilitates the usage of GML models, attacks, and defenses.

3.4 The GRB Baselines

Currently, GRB covers a rich set of baselines for the GML models, attacks, and defenses.

Seven GML models: GCN [4], GAT [6], GIN [7], APPNP [8], TAGCN [20], GraphSAGE [5], SGCN [9]. Note that these models are not originally designed to increase robustness.

Twelve Attacks: Seven modification attacks—RND [12], DICE [19], FGA [11], FLIP [29], NEA [29], STACK [31], and PGD [34]—and five injection attacks—RND, FGSM [40], PGD [34], SPEIT [17], and TDGIA [18]. More details can be found in Appendix A.4.2.

Five Defenses: GRB adopts RobustGCN (R-GCN) [21], GNN-SVD [24], and GNNGuard [25]. Additionally, we find that techniques like layer normalization (LN) [41] and adversarial training (AT) [34], if properly used in the proposed evaluation scenarios, can significantly increase the robustness of various GML models. The LN can be applied on the input features and after each graph convolutional layer (except for the last one). The idea is to stabilize the dynamics of input and hidden states to alleviate the impact of adversarial perturbations. The AT uses modification/injection attacks during training to make GML models more robust. Note that most of previous works only use AT to perturb the existing graph, however, we find that AT also works well by injecting new nodes during training. These two defenses are general and scalable, and the experiment results show that they outperform previous dedicated methods. Thus, we include them in GRB as strong baselines for defenses. More details can be found in Appendix A.4.3.

3.5 The GRB Datasets

Table 2: Statistics of five GRB datasets covering from small- to large-scale graphs.

Dataset	Scale	#Nodes	#Edges	#Feat.	#Classes	Feat. Range (original)	Feat. Range (normalized)
<i>grb-cora</i>	Small	2,680	5,148	302	7	[-2.30, 2.40]	[-0.94, 0.94]
<i>grb-citeseer</i>	Small	3,191	4,172	768	6	[-4.55, 1.67]	[-0.96, 0.89]
<i>grb-flickr</i>	Medium	89,250	449,878	500	7	[-0.90, 269.96]	[-0.47, 1.00]
<i>grb-reddit</i>	Large	232,965	11,606,919	602	41	[-28.19, 120.96]	[-0.98, 0.99]
<i>grb-aminer</i>	Large	659,574	2,878,577	100	18	[-1.74, 1.62]	[-0.93, 0.93]

Scalability. GRB includes five datasets of different scales, *grb-cora*, *grb-citeseer*, *grb-flickr*, *grb-reddit*, and *grb-aminer*. The original datasets are gathered from previous works [42, 43, 18] and are reprocessed for GRB. The basic statistics of these datasets are shown in Table 2. More details about datasets can be found in Appendix A.1.

Data Splitting. GRB introduces a new splitting data scheme designed for evaluating the GML adversarial robustness. Its key idea is based on the assumption that nodes with lower degrees are easier to attack, as demonstrated in [18]. If a target node has few neighbors, it is more likely to be influenced by adversarial perturbations aggregated from its neighbors. Thus, we construct test subsets

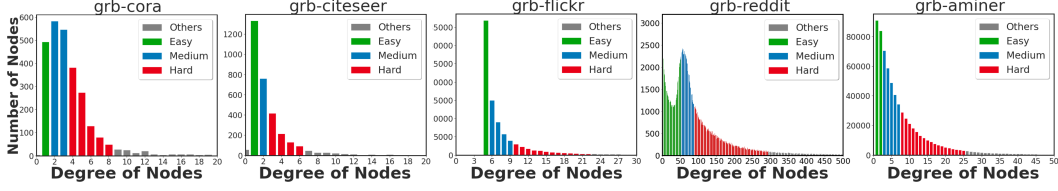


Figure 4: GRB’s splitting scheme. Difficulties are related to the average degree of test nodes.

with different average degrees to represent different difficulties. First, we rank all nodes by their degrees. Second, we filter out 5% nodes with the lowest degrees (*e.g.*, isolated nodes that are too easy to attack) and 5% nodes with the highest degrees (*e.g.*, nodes connected to hundreds of other nodes that are too hard to attack). Third, we divide the rest of nodes into three equal partitions without overlapping, and randomly sample 10% nodes (without repetition) from each partition. Finally, we get three test subsets with different degree distributions as shown in Figure 4, which are defined as Easy/Medium/Hard/Full (‘E/M/H/F’) with ‘F’ containing all test nodes. For the rest of nodes, we divide them into the training set (60%) and validation set (10%).

Feature Normalization. Initially, the features in each dataset have various ranges. To unify their constraints and to have values in the same scale (*e.g.*, range $[-1, 1]$), we apply a standardization followed by an arctan transformation: $\mathcal{F} = \frac{2}{\pi} \arctan(\frac{\mathcal{F} - \text{mean}(\mathcal{F})}{\text{std}(\mathcal{F})})$. The statistics of datasets after the splitting scheme and the feature normalization can be found in Appendix A.1.

4 Experiments

With the support of GRB’s modular framework, we conduct extensively experiments to evaluate the adversarial robustness of GML models under the unified evaluation protocol, from which insights are generated into the developments of the field.

4.1 Experimental Settings

Baselines. (1) For GML models, we include 7 baselines: GCN [4], GAT [6], GIN [7], APPNP [8], TAGCN [20], GraphSAGE [5], SGCN [9]. All models are salable to large graphs. (2) For modification attacks, we include 7 baselines: RND, DICE [19], FGA [11], FLIP [29], NEA [29], STACK [31], and PGD [34], among which RND, DICE, FLIP, and PGD are scalable to large graphs. FGA, NEA, and PGD need to train a surrogate model to conduct transfer attacks. (3) For injection attacks, we include 5 baselines: RND, FGSM [40], PGD [34], SPEIT [17], TDGIA [18]. They are all scalable and FGSM, PGD, SPEIT, TDGIA need to train a surrogate model to conduct transfer attacks. (4) For defenses, we include R-GCN [21], GNN-SVD [24], GNNGuard [25]. Among which only R-GCN is scalable, since the other two methods require calculation on dense adjacency matrix. Thus, we also adapt two general defense methods, layer normalization (LN) [41] and adversarial training (AT) [34] to the proposed scenarios. More details and hyper-parameter settings can be found in Appendix A.4 A.5.

Evaluation Metrics. For attacks: (1) Avg.: Average accuracy of all defenses (including vanilla GML models). (2) Avg. 3-Max: Average accuracy for the 3 most robust methods. (3) Weighted: Weighted accuracy, calculated by: $s_w^{\text{ATK}} = \sum_{i=1}^n w_i s_i$, $w_i = \frac{1/i^2}{\sum_{j=1}^n (1/j^2)}$, $s_i = (S_{\text{descend}}^{\text{DEF}})_i$ where $S_{\text{descend}}^{\text{DEF}}$ is the set of defense scores in a descending order. The metric attaches more weight to more robust methods. For defenses: (1) Avg.: Average accuracy of all attacks. (2) Avg. 3-Min: Average accuracy of the 3 most effective attacks. (3) Weighted: Weighted accuracy across various attacks, calculated by: $s_w^{\text{DEF}} = \sum_{i=1}^n w_i s_i$, $w_i = \frac{1/i^2}{\sum_{j=1}^n (1/j^2)}$, $s_i = (S_{\text{ascend}}^{\text{ATK}})_i$ where $S_{\text{ascend}}^{\text{ATK}}$ is the set of attack scores in an ascending order. The metric attaches more weight to more effective attacks.

4.2 Experimental Results

We show an example of GRB leaderboard, robust ranking of GML models, and various factors that affect the adversarial robustness in GML. More results can be found in Appendix and on our website.

An Example of the GRB Leaderboard. Following the process in Figure 1, we evaluate the performance of attacks vs. defenses in *graph injection* scenario. Table 3 shows an example of leaderboard for *grb-aminer* dataset. Each attack is repeated 10 times to report the error bar. Both attacks and defenses are ranked by the weighted accuracy under 'F' difficulty, where **red** and **blue** indicate the best results of attacks/defenses in each difficulty. Note that the metric is not fixed and will be updated when there are more effective methods. For instance, when there are more powerful attacks, the ranking will change so as the attached weights. It is reasonable that less effective attacks become less important on the final ranking of defenses, the same for defenses. As a result, GRB leaderboard can indicate the most robust defenses and the most effective attacks.

Table 3: *grb-aminer* leaderboard (Top 5 ATK. vs. Top 10 DEF.) in *graph injection* scenario.

Attacks	Defenses	Rankings										Avg. Accuracy	Avg. 3-Max Accuracy	Weighted Accuracy	
		1 GAT	2 R-GCN	3 SGCN	4 R-GCN	5 GCN	6 GAT	7 GIN	8 TAGCN	9 TAGCN	10 GAT				
1	TDGIA	E	59.54 \pm 0.05	56.83 \pm 0.06	56.73 \pm 0.06	56.12 \pm 0.07	53.51 \pm 0.21	43.93 \pm 0.41	51.10 \pm 0.12	54.63 \pm 0.20	49.59 \pm 0.30	42.40 \pm 0.32	52.44 \pm 0.17	57.70 \pm 0.31	58.08 \pm 0.08
		M	68.39 \pm 0.02	65.61 \pm 0.02	66.11 \pm 0.02	65.23 \pm 0.03	66.78 \pm 0.05	61.84 \pm 0.20	64.49 \pm 0.10	64.62 \pm 0.02	67.27 \pm 0.04	62.47 \pm 0.01	65.28 \pm 0.23	67.48 \pm 0.08	67.69 \pm 0.02
		H	75.83 \pm 0.02	72.35 \pm 0.02	72.10 \pm 0.00	71.94 \pm 0.02	73.39 \pm 0.02	75.22 \pm 0.04	72.92 \pm 0.02	68.94 \pm 0.03	73.98 \pm 0.01	75.03 \pm 0.03	73.17 \pm 0.01	75.36 \pm 0.34	75.33 \pm 0.01
		F	67.69 \pm 0.03	63.62 \pm 0.32	62.20 \pm 0.15	61.99 \pm 0.22	60.38 \pm 0.46	59.69 \pm 0.57	59.59 \pm 0.42	59.06 \pm 0.15	57.24 \pm 0.04	56.63 \pm 0.75	60.81 \pm 0.71	64.52 \pm 0.32	65.74 \pm 0.21
2	SPEIT	E	59.54 \pm 0.07	56.80 \pm 0.05	56.94 \pm 0.10	55.64 \pm 0.10	56.15 \pm 0.06	56.13 \pm 0.07	54.24 \pm 0.09	56.61 \pm 0.06	56.59 \pm 0.08	57.36 \pm 0.09	56.60 \pm 0.04	57.95 \pm 0.14	58.62 \pm 0.05
		M	68.37 \pm 0.03	65.46 \pm 0.03	66.20 \pm 0.02	65.25 \pm 0.05	66.75 \pm 0.03	67.49 \pm 0.06	65.05 \pm 0.06	64.47 \pm 0.04	66.95 \pm 0.05	66.81 \pm 0.04	66.28 \pm 0.02	67.60 \pm 0.09	67.86 \pm 0.03
		H	75.94 \pm 0.04	72.27 \pm 0.03	72.36 \pm 0.00	71.86 \pm 0.05	73.41 \pm 0.01	75.34 \pm 0.03	72.87 \pm 0.03	68.88 \pm 0.05	73.98 \pm 0.02	73.83 \pm 0.04	73.07 \pm 0.01	75.08 \pm 0.02	75.33 \pm 0.02
		F	68.04 \pm 0.03	64.05 \pm 0.04	64.84 \pm 0.08	64.06 \pm 0.04	65.51 \pm 0.02	64.02 \pm 0.04	63.11 \pm 0.02	62.59 \pm 0.04	63.77 \pm 0.06	63.58 \pm 0.06	64.36 \pm 0.02	66.13 \pm 0.38	66.89 \pm 0.02
3	RND	E	59.56 \pm 0.06	57.53 \pm 0.06	57.41 \pm 0.06	56.38 \pm 0.11	57.76 \pm 0.05	58.83 \pm 0.10	54.41 \pm 0.13	58.07 \pm 0.12	58.14 \pm 0.04	57.46 \pm 0.10	57.55 \pm 0.03	58.85 \pm 0.37	59.09 \pm 0.05
		M	68.22 \pm 0.04	65.86 \pm 0.03	66.29 \pm 0.03	65.34 \pm 0.06	67.03 \pm 0.03	68.62 \pm 0.05	65.54 \pm 0.06	64.98 \pm 0.06	67.34 \pm 0.04	67.71 \pm 0.06	66.69 \pm 0.02	68.18 \pm 0.38	68.24 \pm 0.03
		H	75.75 \pm 0.02	72.66 \pm 0.02	72.42 \pm 0.03	72.00 \pm 0.03	73.52 \pm 0.02	75.63 \pm 0.03	73.36 \pm 0.03	69.30 \pm 0.06	74.04 \pm 0.02	75.36 \pm 0.03	73.40 \pm 0.01	75.58 \pm 0.17	75.39 \pm 0.01
		F	67.72 \pm 0.04	64.98 \pm 0.02	65.31 \pm 0.04	64.45 \pm 0.04	66.17 \pm 0.02	67.54 \pm 0.04	64.36 \pm 0.06	64.33 \pm 0.03	66.42 \pm 0.03	66.23 \pm 0.04	65.75 \pm 0.02	67.23 \pm 0.58	67.34 \pm 0.03
4	PGD	E	59.70 \pm 0.06	57.71 \pm 0.05	57.73 \pm 0.09	57.19 \pm 0.07	57.60 \pm 0.08	57.05 \pm 0.17	54.69 \pm 0.09	58.18 \pm 0.07	58.27 \pm 0.09	58.46 \pm 0.11	57.66 \pm 0.05	58.81 \pm 0.64	59.14 \pm 0.05
		M	68.40 \pm 0.05	66.12 \pm 0.02	66.39 \pm 0.04	65.67 \pm 0.04	67.04 \pm 0.03	68.24 \pm 0.04	65.64 \pm 0.08	65.17 \pm 0.05	67.32 \pm 0.02	67.85 \pm 0.05	66.78 \pm 0.02	68.16 \pm 0.23	68.12 \pm 0.03
		H	75.83 \pm 0.03	72.91 \pm 0.02	72.47 \pm 0.04	72.18 \pm 0.05	73.52 \pm 0.02	75.55 \pm 0.05	73.58 \pm 0.04	69.64 \pm 0.04	73.89 \pm 0.02	74.34 \pm 0.04	73.39 \pm 0.01	75.24 \pm 0.65	75.36 \pm 0.02
		F	68.01 \pm 0.02	65.41 \pm 0.01	65.54 \pm 0.03	65.05 \pm 0.03	66.22 \pm 0.02	66.49 \pm 0.04	64.63 \pm 0.04	64.82 \pm 0.04	66.32 \pm 0.02	66.14 \pm 0.04	65.86 \pm 0.01	66.94 \pm 0.76	67.37 \pm 0.02
5	FGSM	E	59.71 \pm 0.05	57.69 \pm 0.08	57.62 \pm 0.08	57.16 \pm 0.08	57.60 \pm 0.06	56.97 \pm 0.09	54.67 \pm 0.08	58.20 \pm 0.10	58.23 \pm 0.06	58.46 \pm 0.07	57.63 \pm 0.05	58.81 \pm 0.65	59.15 \pm 0.04
		M	68.37 \pm 0.02	66.10 \pm 0.03	66.38 \pm 0.04	65.70 \pm 0.05	67.03 \pm 0.04	68.27 \pm 0.04	65.61 \pm 0.08	65.16 \pm 0.05	67.30 \pm 0.02	67.84 \pm 0.07	66.78 \pm 0.02	68.16 \pm 0.23	68.11 \pm 0.02
		H	75.82 \pm 0.02	72.92 \pm 0.04	72.48 \pm 0.03	72.18 \pm 0.05	73.52 \pm 0.02	75.55 \pm 0.05	73.60 \pm 0.04	69.64 \pm 0.04	73.90 \pm 0.01	74.34 \pm 0.04	73.39 \pm 0.01	75.23 \pm 0.65	75.35 \pm 0.02
		F	68.00 \pm 0.02	65.41 \pm 0.02	65.54 \pm 0.04	65.05 \pm 0.04	66.22 \pm 0.02	66.50 \pm 0.06	64.65 \pm 0.04	64.82 \pm 0.03	66.34 \pm 0.03	66.15 \pm 0.06	65.87 \pm 0.01	66.95 \pm 0.75	67.37 \pm 0.01
6	W/O Attack	E	59.67 \pm 0.00	58.08 \pm 0.00	60.22 \pm 0.00	58.53 \pm 0.00	58.14 \pm 0.00	60.78 \pm 0.00	56.83 \pm 0.00	59.47 \pm 0.00	59.62 \pm 0.00	59.88 \pm 0.00	59.12 \pm 0.00	60.29 \pm 0.37	60.42 \pm 0.00
		M	68.28 \pm 0.00	66.14 \pm 0.00	67.11 \pm 0.00	66.35 \pm 0.00	67.00 \pm 0.00	68.98 \pm 0.00	66.26 \pm 0.00	65.41 \pm 0.00	67.53 \pm 0.00	68.41 \pm 0.00	67.15 \pm 0.00	68.56 \pm 0.30	68.59 \pm 0.00
		H	75.85 \pm 0.00	73.05 \pm 0.00	72.69 \pm 0.00	72.66 \pm 0.00	73.46 \pm 0.00	75.64 \pm 0.00	73.69 \pm 0.00	69.84 \pm 0.00	74.10 \pm 0.00	75.76 \pm 0.00	73.67 \pm 0.00	75.75 \pm 0.00	75.52 \pm 0.00
		F	67.93 \pm 0.00	65.76 \pm 0.00	66.68 \pm 0.00	65.85 \pm 0.00	66.20 \pm 0.00	68.47 \pm 0.00	65.59 \pm 0.00	64.91 \pm 0.00	67.08 \pm 0.00	68.02 \pm 0.00	66.65 \pm 0.00	68.14 \pm 0.24	68.11 \pm 0.00
	Avg. Accuracy	E	59.62 \pm 0.02	57.44 \pm 0.03	57.77 \pm 0.03	56.84 \pm 0.04	56.79 \pm 0.04	55.62 \pm 0.06	54.33 \pm 0.04	57.53 \pm 0.05	56.74 \pm 0.09	55.67 \pm 0.10	-	-	-
		M	68.34 \pm 0.01	65.88 \pm 0.01	66.41 \pm 0.01	65.59 \pm 0.02	66.94 \pm 0.02	67.24 \pm 0.19	65.43 \pm 0.03	64.97 \pm 0.02	67.28 \pm 0.01	66.85 \pm 0.13	-	-	-
		H	75.84 \pm 0.01	72.69 \pm 0.01	72.42 \pm 0.01	72.14 \pm 0.02	73.47 \pm 0.01	75.49 \pm 0.01	73.33 \pm 0.02	69.38 \pm 0.02	73.98 \pm 0.00	74.78 \pm 0.02	-	-	-
		F	67.90 \pm 0.01	64.87 \pm 0.05	65.02 \pm 0.03	64.41 \pm 0.04	65.12 \pm 0.25	65.45 \pm 0.26	63.65 \pm 0.07	63.42 \pm 0.29	64.53 \pm 0.04	64.46 \pm 1.13	-	-	-
	Avg. 3-Min Accuracy	E	59.55 \pm 0.01	57.05 \pm 0.04	57.02 \pm 0.03	56.05 \pm 0.07	55.73 \pm 0.07	52.33 \pm 0.12	53.25 \pm 0.07	56.43 \pm 0.07	54.77 \pm 0.16	52.41 \pm 0.17	-	-	-
		M	68.28 \pm 0.01	65.64 \pm 0.02	66.20 \pm 0.01	65.28 \pm 0.03	66.84 \pm 0.02	65.85 \pm 0.40	65.02 \pm 0.04	64.69 \pm 0.03	67.17 \pm 0.02	65.66 \pm 0.34	-	-	-
		H	75.80 \pm 0.02	72.42 \pm 0.02	72.29 \pm 0.01	71.93 \pm 0.02	73.42 \pm 0.01	75.36 \pm 0.02	73.05 \pm 0.02	69.04 \pm 0.03	73.92 \pm 0.01	74.17 \pm 0.03	-	-	-
		F	67.78 \pm 0.02	64.22 \pm 0.11	64.12 \pm 0.06	63.50 \pm 0.08	64.02 \pm 0.49	63.39 \pm 0.53	62.35 \pm 0.14	61.99 \pm 0.58	62.44 \pm 1.69	62.11 \pm 2.26	-	-	-
	Weighted Accuracy	E	59.53 \pm 0.04	56.93 \pm 0.04	56.94 \pm 0.04	55.93 \pm 0.08	54.63 \pm 0.14	48.21 \pm 0.27	52.23 \pm 0.08	55.55 \pm 0.14	52.18 \pm 0.33	47.45 \pm 0.35	-	-	-
		M	68.25 \pm 0.02	65.57 \pm 0.02	66.17 \pm 0.02	65.28 \pm 0.02	66.79 \pm 0.02	63.85 \pm 0.80	64.77 \pm 0.07	64.60 \pm 0.03	67.06 \pm 0.03	64.07 \pm 0.08	-	-	-
		H	75.78 \pm 0.02	72.37 \pm 0.02	72.20 \pm 0.01	71.92 \pm 0.03	73.41 \pm 0.01	75.30 \pm 0.02	72.98 \pm 0.02	68.99 \pm 0.02	73.91 \pm 0.01	74.08 \pm 0.03	-	-	-
		F	67.73 \pm 0.03	63.96 \pm 0.21	63.19 \pm 0.10	62.80 \pm 0.15	62.18 \pm 0.98	61.58 \pm 1.05	61.00 \pm 0.28	60.54 \pm 1.18	59.82 \pm 3.38	59.37 \pm 4.53	-	-	-

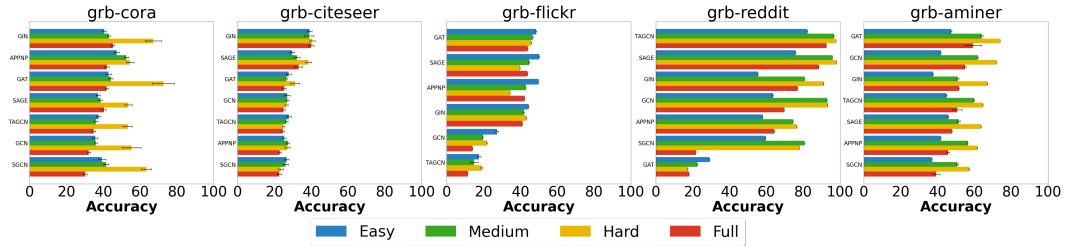


Figure 5: Ranking of vanilla GML models in *graph injection* scenario for all five datasets.

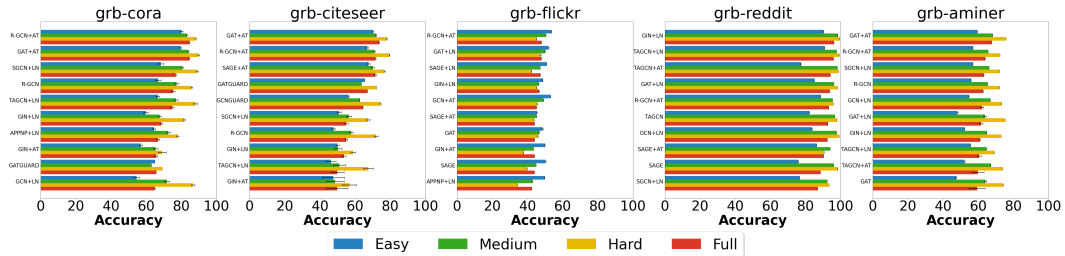


Figure 6: Ranking of top 10 defended GML models in *graph injection* scenario for all five datasets.

Robust Ranking of GML Models. In Figure 5 and 6, we show the rankings of GML models for all five datasets in *graph injection* scenario. The ranking is determined by s_w^{DEF} calculated by multiple attacks, which makes the results more general than previous works (only consider very few attacks and vanilla GML models). We find that the rankings are different across datasets, indicating that the

robustness is related to the properties of graph data. Similar situations can be found in other graph benchmarks. For example in OGB, there is no dominant GML model, the performance of certain model architecture may vary a lot across datasets. Thus, we suggest that *when giving conclusions about robustness in GML, one should not only consider the model itself but also take the graph data into account*. GRB provides scalable datasets of various domains, which can help to investigate the robustness of GML models in different situations. Among current vanilla GML models, we find that GAT and GIN generally perform better under attacks in several datasets, which might be due to the higher expressiveness of model architecture. Meanwhile, models like APPNP and SGCN that rely on high-order message propagation seem to be sensible to perturbations on the graph. Besides, GML models with defense mechanisms (*i.e.*, R-GCN, GNNGuard) are generally more robust. Moreover, we find simple methods like LN can be applied to all GML models to increase robustness. In the following, we further analyze some factors that affect the adversarial robustness of GML models.

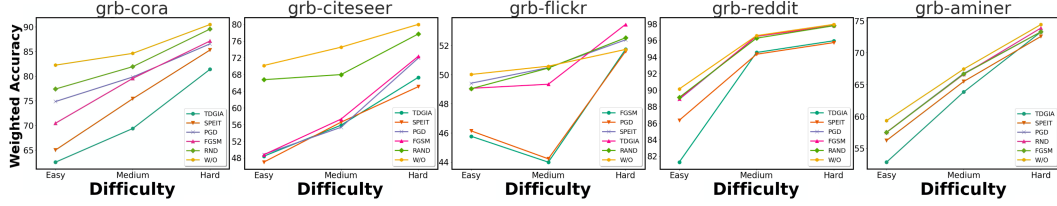


Figure 7: Effect of dataset difficulties on the performance of *graph injection* attacks.

Effect of Difficulties. The new splitting scheme investigates the effect of the average degree of target nodes on the attack performance. In Figure 7, attacks tend to better decrease the performance on nodes with lower degrees, which confirms the assumption that these low-degree nodes are more vulnerable. Moreover, according to Figure 5 and 6, the robustness on these nodes is indeed harder to achieve. This phenomenon encourages future work to deal with these vulnerable nodes to design more robust GML models.

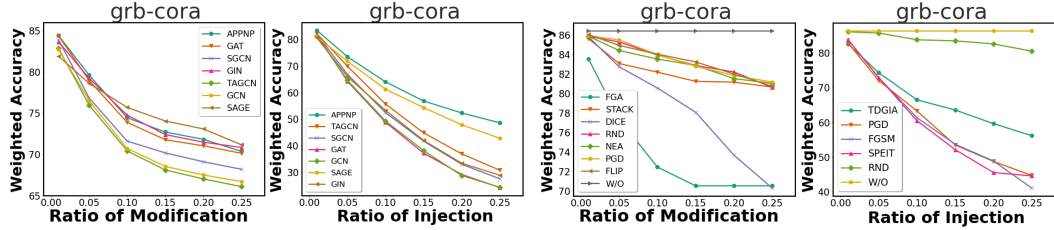


Figure 8: Effect of constraints on GML models. Figure 9: Effect of constraints on attacks. Left: *graph modification*. Right: *graph injection*.

Effect of Constraints. As shown in Figure 8 and 9, for both *graph modification* and *graph injection* scenarios, the variation of constraints on the ratio of modification/injection affects the effectiveness of attacks. Meanwhile, the ranking of methods nearly agrees with different constraints. Without loss of generality, it is reasonable to fix a specific constraint to build GRB leaderboards, where the relative robustness of GML models will still be indicative.

Effect of General Defenses. Figure 10 and 11 shows the results of the adapted LN and AT for all five datasets. LN is a node-wise normalization technique, which can alleviate the perturbations on node features as well as hidden features in each layer of GML models. AT applies adversarial attacks during training via modification or injection, which changes the decision boundary of models to tolerate perturbed nodes. The results indicate that these approaches can generally increase the robustness of various types of GML models, which can serve as simple but strong baselines for future works. The details of these algorithms can be found in Appendix A.4.3.

5 Conclusion

To improve and facilitate the evaluation of the adversarial robustness in GML, we revisit the limitations of previous works and present the Graph Robustness Benchmark (GRB), a *scalable, unified, modular*, and *reproducible* benchmark. It has scalable datasets, unified evaluation scenarios, as well as a

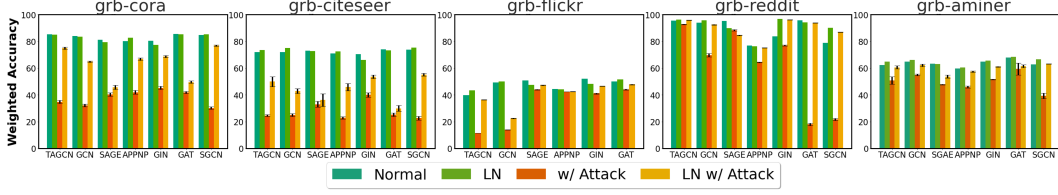


Figure 10: Effect of the adapted LN on the adversarial robustness of vanilla GML models for all five datasets. Adding LN can generally increase robustness of GML models.

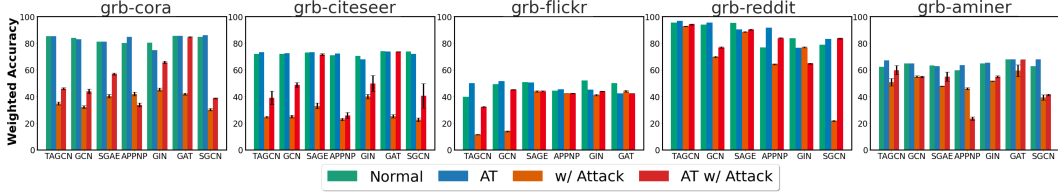


Figure 11: Effect of the adapted AT on the adversarial robustness of vanilla GML models for all five datasets. Adding AT can generally increase robustness of GML models.

modular coding framework that ensures the reproducibility and promotes the development of future methods. Extensive experiments with GRB provide insights on the understanding of the adversarial robustness in GML. We welcome the community to contribute more advanced GML models, attacks and defenses to further enrich GRB and to promote the research of this field.

6 Broader Impact

Positive Impact. GRB provides a general framework for GML attacks and defenses. On one hand, it will help researchers to develop more robust GML models against attacks. On the other hand, it will also help possible attackers to develop better attack methods to turn down defenses. More public information of potential attacks will make it harder to conduct secret attacks based on private methods. As a result, more generally robust defense mechanisms can be designed.

Negative Impact. By exposing the attack methods widely, the GML models may face more threats. Attackers can use the benchmark to design destructive attacks that may cause damage to GML-based systems. Additionally, GRB has some limitations. For example, it only considers homogeneous graphs rather than heterogeneous ones for now. It focuses on node classification, while other tasks like link prediction and graph classification are also vulnerable. We will regularly update GRB (*e.g.*, adding task-specific modules, designing related metrics.) to overcome these limitations.

7 Maintenance Plan

Open Source. We host the GRB homepage (<https://cogdl.ai/grb/home>) with detailed introduction, leaderboards, and documentations. The codes are available in (<https://github.com/THUDM/grb>). All materials are accessible to ensure reproducibility.

Submissions of New Methods. GRB will regularly include SOTA methods by updating the "method zoo". To welcome the contribution of the community, we allow submissions through google form. There are detailed examples and rules that guide researchers to add new attacks or defenses. Results will be updated on leaderboards to track the progress of the domain.

Extension of Tasks. Due to the modular design, GRB can be extended to other tasks. It requires adding task-specific functions in each module (dataset, model, trainer, attack, defense, etc.). Other common functions in GML can be reused for different tasks. There are online examples (<https://github.com/THUDM/grb/tree/master/examples>) showing how to use GRB for other tasks, *e.g.*, graph classification. In the future, GRB will support more GML tasks and define related threat models and metrics to unify the evaluation of adversarial robustness.

References

- [1] Bryan Perozzi, Rami Al-Rfou, and Steven Skiena. Deepwalk: online learning of social representations. In Sofus A. Macskassy, Claudia Perlich, Jure Leskovec, Wei Wang, and Rayid Ghani, editors, *The 20th ACM SIGKDD International Conference on Knowledge Discovery & Data Mining (KDD)*, pages 701–710, 2014.
- [2] Aditya Grover and Jure Leskovec. node2vec: Scalable feature learning for networks. In Balaji Krishnapuram, Mohak Shah, Alexander J. Smola, Charu C. Aggarwal, Dou Shen, and Rajeev Rastogi, editors, *Proceedings of the 22nd ACM SIGKDD International Conference on Knowledge Discovery & Data Mining (KDD)*, pages 855–864, 2016.
- [3] Jiezhong Qiu, Yuxiao Dong, Hao Ma, Jian Li, Kuansan Wang, and Jie Tang. Network embedding as matrix factorization: Unifying deepwalk, line, pte, and node2vec. In *Proceedings of the Eleventh ACM International Conference on Web Search and Data Mining (WSDM)*, pages 459–467, 2018.
- [4] Thomas N. Kipf and Max Welling. Semi-supervised classification with graph convolutional networks. In *5th International Conference on Learning Representations (ICLR)*, 2017.
- [5] William L. Hamilton, Zhitaoying, and Jure Leskovec. Inductive representation learning on large graphs. In *Advances in Neural Information Processing Systems (NeurIPS)*, pages 1024–1034, 2017.
- [6] Petar Velickovic, Guillem Cucurull, Arantxa Casanova, Adriana Romero, Pietro Liò, and Yoshua Bengio. Graph attention networks. In *6th International Conference on Learning Representations (ICLR)*, 2018.
- [7] Keyulu Xu, Weihua Hu, Jure Leskovec, and Stefanie Jegelka. How powerful are graph neural networks? In *7th International Conference on Learning Representations (ICLR)*, 2019.
- [8] Johannes Klicpera, Aleksandar Bojchevski, and Stephan Günnemann. Predict then propagate: Graph neural networks meet personalized pagerank. In *7th International Conference on Learning Representations (ICLR)*, 2019.
- [9] Felix Wu, Amauri H. Souza Jr., Tianyi Zhang, Christopher Fifty, Tao Yu, and Kilian Q. Weinberger. Simplifying graph convolutional networks. In *Proceedings of the 36th International Conference on Machine Learning (ICML)*, 2019.
- [10] Rex Ying, Ruining He, Kaifeng Chen, Pong Eksombatchai, William L. Hamilton, and Jure Leskovec. Graph convolutional neural networks for web-scale recommender systems. In *Proceedings of the 24th ACM SIGKDD International Conference on Knowledge Discovery & Data Mining (KDD)*, pages 974–983, 2018.
- [11] Jinyin Chen, Yangyang Wu, Xuanheng Xu, Yixian Chen, Haibin Zheng, and Qi Xuan. Fast gradient attack on network embedding. *ArXiv preprint*, abs/1809.02797, 2018.
- [12] Daniel Zügner, Amir Akbarnejad, and Stephan Günnemann. Adversarial attacks on neural networks for graph data. In *Proceedings of the 24th ACM SIGKDD International Conference on Knowledge Discovery & Data Mining (KDD)*, pages 2847–2856, 2018.
- [13] Daniel Zügner and Stephan Günnemann. Adversarial attacks on graph neural networks via meta learning. In *7th International Conference on Learning Representations (ICLR)*, 2019.
- [14] Yao Ma, Suhang Wang, Tyler Derr, Lingfei Wu, and Jiliang Tang. Attacking graph convolutional networks via rewiring. *ArXiv preprint*, abs/1906.03750, 2019.
- [15] Yiwei Sun, Suhang Wang, Xianfeng Tang, Tsung-Yu Hsieh, and Vasant G. Honavar. Adversarial attacks on graph neural networks via node injections: A hierarchical reinforcement learning approach. In *The Web Conference 2020 (WWW)*, pages 673–683, 2020.
- [16] Jihong Wang, Minnan Luo, Fnu Suya, Jundong Li, Zijiang Yang, and Qinghua Zheng. Scalable attack on graph data by injecting vicious nodes. *ArXiv preprint*, abs/2004.13825, 2020.
- [17] Qinkai Zheng, Yixiao Fei, Yanhao Li, Qingmin Liu, Minhao Hu, and Qibo Sun. *KDD CUP 2020 ML Track 2 Adversarial Attacks and Defense on Academic Graph 1st Place Solution*. https://github.com/Stanislas0/KDD_CUP_2020_MLTrack2_SPEIT, 2020.
- [18] Xu Zou, Qinkai Zheng, Yuxiao Dong, Xinyu Guan, Evgeny Kharlamov, Jialiang Lu, and Jie Tang. Tdgia: Effective injection attacks on graph neural networks. *Proceedings of the 27th ACM SIGKDD Conference on Knowledge Discovery & Data Mining (KDD)*, 2021.

- [19] Marcin Waniek, Tomasz P Michalak, Michael J Wooldridge, and Talal Rahwan. Hiding individuals and communities in a social network. *Nature Human Behaviour*, 2(2):139–147, 2018.
- [20] Jian Du, Shanghang Zhang, Guanhang Wu, José MF Moura, and Soumya Kar. Topology adaptive graph convolutional networks. *ArXiv preprint*, abs/1710.10370, 2017.
- [21] Dingyuan Zhu, Ziwei Zhang, Peng Cui, and Wenwu Zhu. Robust graph convolutional networks against adversarial attacks. In *Proceedings of the 25th ACM SIGKDD International Conference on Knowledge Discovery & Data Mining (KDD)*, pages 1399–1407, 2019.
- [22] Wenzheng Feng, Jie Zhang, Yuxiao Dong, Yu Han, Huanbo Luan, Qian Xu, Qiang Yang, Evgeny Kharlamov, and Jie Tang. Graph random neural networks for semi-supervised learning on graphs. In *33th Advances in Neural Information Processing Systems (NeurIPS)*, 2020.
- [23] Wei Jin, Yao Ma, Xiaorui Liu, Xianfeng Tang, Suhang Wang, and Jiliang Tang. Graph structure learning for robust graph neural networks. In Rajesh Gupta, Yan Liu, Jiliang Tang, and B. Aditya Prakash, editors, *Proceedings of the 26th ACM SIGKDD Conference on Knowledge Discovery & Data Mining (KDD)*, pages 66–74, 2020.
- [24] Negin Entezari, Saba A. Al-Sayouri, Amirali Darvishzadeh, and Evangelos E. Papalexakis. All you need is low (rank): Defending against adversarial attacks on graphs. In *The Thirteenth ACM International Conference on Web Search and Data Mining (WSDM)*, pages 169–177, 2020.
- [25] Xiang Zhang and Marinka Zitnik. Gnn-guard: Defending graph neural networks against adversarial attacks. *ArXiv preprint*, abs/2006.08149, 2020.
- [26] Weihua Hu, Matthias Fey, Marinka Zitnik, Yuxiao Dong, Hongyu Ren, Bowen Liu, Michele Catasta, and Jure Leskovec. Open graph benchmark: Datasets for machine learning on graphs. In *33th Advances in Neural Information Processing Systems (NeurIPS)*, 2020.
- [27] Vijay Prakash Dwivedi, Chaitanya K Joshi, Thomas Laurent, Yoshua Bengio, and Xavier Bresson. Benchmarking graph neural networks. *ArXiv preprint*, abs/2003.00982, 2020.
- [28] Yaxin Li, Wei Jin, Han Xu, and Jiliang Tang. Deeprobust: A pytorch library for adversarial attacks and defenses. *ArXiv preprint*, abs/2005.06149, 2020.
- [29] Aleksandar Bojchevski and Stephan Günnemann. Adversarial attacks on node embeddings via graph poisoning. In *Proceedings of the 36th International Conference on Machine Learning (ICML)*, volume 97 of *Proceedings of Machine Learning Research*, pages 695–704, 2019.
- [30] Hanjun Dai, Hui Li, Tian Tian, Xin Huang, Lin Wang, Jun Zhu, and Le Song. Adversarial attack on graph structured data. In *Proceedings of the 35th International Conference on Machine Learning (ICML)*, volume 80 of *Proceedings of Machine Learning Research*, pages 1123–1132, 2018.
- [31] Jiarong Xu, Yizhou Sun, Xin Jiang, Yanhao Wang, Yang Yang, Chunping Wang, and Jiangang Lu. Query-free black-box adversarial attacks on graphs. *ArXiv preprint*, abs/2012.06757, 2020.
- [32] Christian Szegedy, Wojciech Zaremba, Ilya Sutskever, Joan Bruna, Dumitru Erhan, Ian J. Goodfellow, and Rob Fergus. Intriguing properties of neural networks. In *2nd International Conference on Learning Representations (ICLR)*, 2014.
- [33] Huijun Wu, Chen Wang, Yuriy Tyshetskiy, Andrew Docherty, Kai Lu, and Liming Zhu. Adversarial examples on graph data: Deep insights into attack and defense. *ArXiv preprint*, abs/1903.01610, 2019.
- [34] Aleksander Madry, Aleksandar Makelov, Ludwig Schmidt, Dimitris Tsipras, and Adrian Vladu. Towards deep learning models resistant to adversarial attacks. In *6th International Conference on Learning Representations (ICLR)*, 2018.
- [35] Fuli Feng, Xiangnan He, Jie Tang, and Tat-Seng Chua. Graph adversarial training: Dynamically regularizing based on graph structure. *IEEE Transactions on Knowledge and Data Engineering*, 2019.
- [36] Auguste Kerckhoffs. *La cryptographie militaire*. 1883.
- [37] Adam Paszke, Sam Gross, Francisco Massa, Adam Lerer, James Bradbury, Gregory Chanan, Trevor Killeen, Zeming Lin, Natalia Gimelshein, Luca Antiga, Alban Desmaison, Andreas Köpf, Edward Yang, Zachary DeVito, Martin Raison, Alykhan Tejani, Sasank Chilamkurthy, Benoît Steiner, Lu Fang, Junjie Bai, and Soumith Chintala. Pytorch: An imperative style,

- high-performance deep learning library. In *32th Advances in Neural Information Processing Systems (NeurIPS)*, pages 8024–8035, 2019.
- [38] Yukuo Cen, Zhenyu Hou, Yan Wang, Qibin Chen, Yizhen Luo, Xingcheng Yao, Aohan Zeng, Shiguang Guo, Peng Zhang, Guohao Dai, et al. Cogdl: An extensive toolkit for deep learning on graphs. *ArXiv preprint*, abs/2103.00959, 2021.
 - [39] Minjie Wang, Lingfan Yu, Da Zheng, Quan Gan, Yu Gai, Zihao Ye, Mufei Li, Jinjing Zhou, Qi Huang, Chao Ma, et al. Deep graph library: Towards efficient and scalable deep learning on graphs. 2019.
 - [40] Ian J. Goodfellow, Jonathon Shlens, and Christian Szegedy. Explaining and harnessing adversarial examples. In *3rd International Conference on Learning Representations (ICLR)*, 2015.
 - [41] Jimmy Lei Ba, Jamie Ryan Kiros, and Geoffrey E Hinton. Layer normalization. *ArXiv preprint*, abs/1607.06450, 2016.
 - [42] Xu Zou, Qiuye Jia, Jianwei Zhang, Chang Zhou, Zijun Yao, Hongxia Yang, and Jie Tang. Dimensional reweighting graph convolution networks. 2019.
 - [43] Hanqing Zeng, Hongkuan Zhou, Ajitesh Srivastava, Rajgopal Kannan, and Viktor K. Prasanna. Graphsaint: Graph sampling based inductive learning method. In *8th International Conference on Learning Representations (ICLR)*, 2020.
 - [44] Zhilin Yang, William W. Cohen, and Ruslan Salakhutdinov. Revisiting semi-supervised learning with graph embeddings. In *Proceedings of the 33rd International Conference on Machine Learning (ICML)*, volume 48, pages 40–48, 2016.
 - [45] Jacob Devlin, Ming-Wei Chang, Kenton Lee, and Kristina Toutanova. BERT: Pre-training of deep bidirectional transformers for language understanding. In *Proceedings of the 2019 Conference of the North American Chapter of the Association for Computational Linguistics*, pages 4171–4186, Minneapolis, Minnesota, 2019.
 - [46] Jie Tang, Jing Zhang, Limin Yao, Juanzi Li, Li Zhang, and Zhong Su. Arnetminer: extraction and mining of academic social networks. In *Proceedings of the 14th ACM SIGKDD international conference on Knowledge discovery and data mining*, pages 990–998, 2008.
 - [47] Stefan Van Der Walt, S Chris Colbert, and Gael Varoquaux. The numpy array: a structure for efficient numerical computation. *Computing in science & engineering*, 13(2):22–30, 2011.
 - [48] Nicholas Carlini, Anish Athalye, Nicolas Papernot, Wieland Brendel, Jonas Rauber, Dimitris Tsipras, Ian Goodfellow, Aleksander Madry, and Alexey Kurakin. On evaluating adversarial robustness. *ArXiv preprint*, abs/1902.06705, 2019.
 - [49] Yinpeng Dong, Qi-An Fu, Xiao Yang, Tianyu Pang, Hang Su, Zihao Xiao, and Jun Zhu. Benchmarking adversarial robustness on image classification. In *2020 IEEE/CVF Conference on Computer Vision and Pattern Recognition (CVPR)*, pages 318–328, 2020.
 - [50] Francesco Croce, Maksym Andriushchenko, Vikash Sehwal, Nicolas Flammarion, Mung Chiang, Prateek Mittal, and Matthias Hein. Robustbench: a standardized adversarial robustness benchmark. *ArXiv preprint*, abs/2010.09670, 2020.
 - [51] Cheng Zheng, Bo Zong, Wei Cheng, Dongjin Song, Jingchao Ni, Wenchao Yu, Haifeng Chen, and Wei Wang. Robust graph representation learning via neural sparsification. *International Conference on Machine Learning (ICML)*, 2019.
 - [52] Diederik P. Kingma and Max Welling. Auto-encoding variational bayes. In *2nd International Conference on Learning Representations (ICLR)*, 2014.

A Appendix

A.1 Datasets

Table 4: Statistics of GRB datasets after new splitting scheme and feature normalization.

Dataset	Splitting	Avg. Deg.	Avg. Deg. (E / M / H / F)	Feature range (original)	Feature range (normalized)
<i>grb-cora</i>	Train / Val 0.6 / 0.1	3.84	1.53/2.96/5.23/3.24	[-2.30, 2.40]	[-0.94, 0.94]
<i>grb-citeseer</i>		2.61	1.01/1.74/3.82/2.19	[-4.55, 1.67]	[-0.96, 0.89]
<i>grb-flickr</i>	Test: E / M / H / F 0.1 / 0.1 / 0.1 / 0.3	10.08	5.00/6.02/11.03/7.35	[-0.90, 269.96]	[-0.47, 1.00]
<i>grb-reddit</i>		99.65	29.23/68.36/150.99/82.86	[-28.19, 120.96]	[-0.98, 0.99]
<i>grb-aminer</i>		8.73	1.99/5.12/13.25/6.79	[-1.74, 1.62]	[-0.93, 0.93]

GRB includes five datasets of different scales, the details of them are as following:

- *grb-cora*: Small-scale citation networks. Each node represents a research paper, and each edge represents a citation relationship between two papers. Instead of using the popular version of Cora used in Planetoid [44], we use a refined version [42], which removes duplicated nodes and generates indirect pre-trained word embeddings as node features to solve the problem of information leakage in the original version. As a result, the features become 302-dimension continuous features rather than 1433-dimension binary features in the original version. The task is to classify papers into 7 categories.
- *grb-citeseer*: Small-scale citation networks. Similar to *grb-cora*, we use a refined version [42] of CiteSeer, which eliminates identical papers and generates text embeddings by pre-trained BERT [45] model. The resulting features are 768-dimension continuous features rather than 3703-dimension binary features in the original version. The task is to classify papers into 6 categories.
- *grb-flickr*: Medium-scale social networks. We adopt the Flickr dataset from [43], which contains descriptions and common properties of online images. The dataset is processed with a new splitting scheme and feature normalization mentioned in 4. The task is to classify images into 7 categories.
- *grb-reddit*: Large-scale social networks. We adopt the Reddit dataset from [43], which contains the communities of online posts based on user comments. The task is to classify communities into 41 categories.
- *grb-aminer*: Large-scale citation networks. The papers are collected from the academic searching engine Aminer [46], and the dataset was used in KDD-CUP 2020 Graph Adversarial Attack & Defense competition. The task is to classify papers into 18 categories.

All five datasets are processed by the new splitting scheme and feature normalization mentioned in 4. The datasets are saved in the format of numpy [47] zipped format (with .npz extension), and each has four files: `adj.npz`, `features.npz`, `index.npz` and `labels.npz`. The data can be loaded by using the *Dataset* module in GRB. All data are maintained and can be found in <https://cogdl.ai/grb/datasets>, where we will continuously update to ensure the accessibility for a long term. We use MIT license for data and codes.

A.2 Related Works

In other domains like image classification, there are already standards [48] or benchmarks [49] [50] for evaluating adversarial robustness. Besides, there exists a toolkit like DeepRobust [28] that implements adversarial attacks and defenses for both image classification and GML tasks. There are currently several benchmarks in GML. Open Graph Benchmark (OGB) [26] develops a diverse set of scalable and realistic datasets, which facilitates the evaluation of GML models. Dwivedi et al. [27] proposes a reproducible GNN benchmarking framework to facilitate researchers to add new models conveniently for arbitrary datasets. These benchmarks mainly focus on the performance but not the robustness of GNNs. so far, there is no benchmark on evaluating the *adversarial robustness* of GML models, i.e. the robustness in the presence of adversarial attacks. Nevertheless, it is an important but challenging task, which requires avoiding pitfalls in previous works and proposing a better solution.

A.3 Rethinking Ill-defined Evaluation Scenarios in Previous Works

Many of the previous adversarial attacks [12, 30, 13] consider the *poisoning* attack and develop the notion of *unnoticeability*, similar to Eq. 1. The initial idea is to imitate the same notion in image classification task: the differences of adversarial examples, compared with clean examples, should be tiny and unnoticeable, so that humans can still easily recognize the objects in images. That’s why l_p -norm is a widely-used constraint, as it corresponds to the visual sense of humans.

In the *poisoning* setting of graph modification attacks, the attackers assume that the graph is perturbed with corrupted nodes and edges, in a way that the perturbed graph is close to the original one. However, this assumption is controversial: If defenders have the original graph, they can simply train the model on that one; If defenders do not have the original graph (the general case for data poisoning where defenders can not tell whether the data are benign or not), then it does not make sense to keep *unnoticeability*. In this case, we only have $\mathcal{G}' = (\mathcal{A}', \mathcal{F}')$ but not $\mathcal{G} = (\mathcal{A}, \mathcal{F})$ in Eq. 1, making it almost impossible to compare them. Previous works propose to compare the graph properties, like degree distribution [12], feature statistics [33] or topological properties [20]. However, all these comparisons need to be done in presence of the original graph. This is different from the case of images, where *unnoticeability* can be easily judged by humans even without ground-truth images.

The attackers may perturb the graph structure or attributes within the scope of *unnoticeability* defined by themselves, while defenders have to depend on their own observations to discover. For example, Nettek [12] proposes to keep the degree distribution of modified graph similar to the original one. However, even if defenders notice that the degree distribution is different, it is still hard to identify specific malicious nodes or edges from the entire graph. On the contrary, defenses like GNNGuard [25] can use the dissimilarity between features to alleviate effects of perturbations. We argue that it is inadequate to simply adopt the notion from image classification, and to make two graphs “similar” in whatever way. Indeed, there is not an absolute definition, but it is recommended that: “*Unnoticeability*” shall be considered from the defenders’ view instead of the attackers’.

As a starting point, we consider very basic constraints in GRB (e.g., a limited number of modified edges or nodes). Pre-defined complex constraints might ignore the real capability of attackers and defenders, and might be obsoleted as the research goes. Thus, we do not add too many constraints and we insist that the notion like “unnoticeability” will be refined during the arms race between attackers and defenders. For example, if an advanced defense proposes a measure to identify malicious nodes with high probability, then the attackers can decide by themselves to refine the constraints based on this measure. There will be a trade-off, considering more constraints for one specific defense might result in less effectiveness for other methods. That’s also why GRB considers a general metric across multiple attacks/defenses rather than a single pair of attack/defense. We insist that finding methods that are generally more effective bring much more value in practical applications.

A.4 Methodology

A.4.1 GML Models

GCN (Graph Convolutional Networks) [4] introduces a layer-wise propagation rule for graph-structured data which is motivated from a first-order approximation of spectral graph convolutions. GAT (Graph Attention Networks) [6] leverages masked self-attention layers where nodes can attend over their neighborhoods’ features with different weights. GIN (Graph Isomorphic Networks) [7] is a theoretically guaranteed framework for analyzing the expressive power of GNNs to capture different graph structures. APPNP (Approximated Personalized Propagation of Neural Predictions) [8] utilizes an improved propagation scheme based on personalized PageRank to construct a simple model with fast approximation. TAGCN (Topological Adaptive Graph Convolutional Networks) [20] provides a systematic way to design a set of fixed-size learnable filters to perform convolutions on graphs. GraphSAGE [5] is a general inductive framework that leverages node features to generate node embeddings for previously unseen data. SGCN (Simplified Graph Convolutional Networks) [9] removes nonlinearities and collapses weight matrices between consecutive layers, resulting in a linear model.

A.4.2 Adversarial Attacks

Modification Attacks. RND (Random) [12] is a random attack strategy that only modifies the structure of the graph. DICE (Delete Internally Connect Externally) [19] deletes edges with the label, and adds edges with different labels. FGA (Fast Gradient Attack) [11] calculates the gradient of dense adjacency matrix related to the classification loss and identifies the most vulnerable edges to perturb. FLIP (Flipping attack) [29] is a deterministic approach that first ranks all nodes in ascending order according to their degrees, then flips their edges from the lower degree nodes to higher degree nodes. NEA (Network Embedding Attack) [29] is a black-box attack originally designed for attacking Deepwalk. STACK (Strict Black-box Attack) [31] does not require any knowledge of the target model and does not need training a surrogate model. It uses a generic graph filter unifying different GML models as an estimation for applying optimization attacks. PGD (Projected Gradient Descent) [34] is originally an attack only modifying the features of inputs. Here, we adapt it to first randomly perturb edges of the graph, then optimize the features of target nodes by projected gradient descent.

Injection Attacks. In *graph injection* scenario, RND (Random) refers to randomly injecting new nodes with features randomly generated from the Gaussian distribution. FGSM (Fast Gradient Sign Method) [40] linearizes the cost function around the current value of parameters, obtaining an optimal max-norm constrained perturbation, which is called the “fast gradient sign method” of generating adversarial examples. We use an iterative version of FGSM to conduct a graph injection attack. PGD (Projected Gradient Descent) [34] is a universal “first-order adversary”, *i.e.*, the strongest attack utilizing the local first-order information about the network. The feature initialization is different from FGSM. SPEIT [17] is the first place solution in KDD-CUP 2020 Graph Adversarial Attack & Defense competition. It consists of adversarial adjacent matrix generation and enhanced feature gradient attacks, which are designed as a universal black-box graph injection attack. TDGIA (Topological Defective Graph Injection Attack) [18] is an effective graph injection attack that tackles the topological defectiveness of graphs. By sequentially injecting malicious nodes around nodes that are topologically vulnerable, TDGIA can significantly influence the accuracy of GML models.

Since the proposed scenario in GRB is a *black-box* one, all the above attacks are first applied to a surrogate model (trained by the attackers themselves), and then transfer to the target model. As demonstrated in [18], the choice of surrogate model will influence the transferability of attacks. When using raw GCN as the surrogate model, attacks can generally achieve better performance. Thus in GRB experiments, we use GCN as the surrogate model for all attacks. Nevertheless, we encourage future researchers to further investigate the effect of transferability by testing other methods.

A.4.3 Defenses

GNN-SVD [24] utilizes a low-rank approximation of the graph, that uses only the top singular components for its reconstruction. GNN-Guard [25] introduces the neighbor importance estimation and the layer-wise graph memory for defenses. RobustGCN (R-GCN) [51] is a GCN variant that is specially designed against adversarial attacks on graphs. It adapts the random perturbation of features from VAE [52] and encodes both the mean and variance of the node representation thus makes the GNNs more robust. However, we found that methods like GNN-SVD and GNNGuard are not scalable to large-scale graphs due to the calculation of large dense matrices. To have stronger baseline defenses, we propose two methods that are scalable and can generally improve the performance of GML models.

The adapted layer normalization (LN). LN [41] computes the mean and variance used for normalization from all of the summed inputs to the neurons in a layer on a single training case. It is originally used to stabilize the hidden state dynamics in recurrent networks. We found that it can also help to improve the adversarial robustness of GML models. Unlike the original version that is only used after hidden layers, we use LN first on the input features, and then after every graph convolutional layer except the last one. The process of the proposed LN is illustrated in Figure 12. The experiment

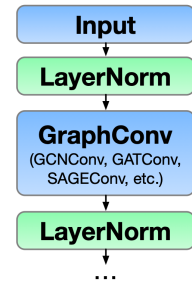


Figure 12: The proposed layer normalization in GRB. It is applied on the input and after every graph convolutional layer except the last one.

results in Section 4 show that the proposed LN can generally improve the adversarial robustness of different types of GML models.

The adapted adversarial training (AT) in graph injection scenario. The AT [34] is originally designed for defending adversarial attacks in image classification. The idea is to generate adversarial examples during training to change the classification distribution of models, which makes it difficult to perturb the results. Previous works [35] show that AT is also helpful for GML models, but it only considers the problem of graph modification attack, where the original graph can be modified. In our case, the defense is against graph injection attack, thus we propose a variant of AT that conduct graph injection attack during training. The procedure of the proposed AT is as following: (1) Initialization: the training graph is first used to train GML models for a few iterations as a warm-up. (2) FGSM attack: we conduct FGSM attack for a few steps on the current model to inject malicious nodes to attack training nodes. (3) Update gradients: we then train on the injected graph and minimize the classification loss of training nodes (excluding the injected nodes). (4) Repetition: we repeat this AT process until the training loss converges. Finally, we are able to construct more robust GML models. Interestingly, we found that AT with FGSM can also defend against other attacks, which shows great generality. Besides, the proposed AT can be easily adapt to any kind of GML models and scalable to large graphs.

Table 5: Hyper-parameters for adversarial training for five datasets.

Dataset	Attack	Step size	# Steps/Iter	# Injection	# Edges	Feature range
<i>grb-cora</i>	FGSM	0.01	10	20	20	[-0.94, 0.94]
<i>grb-citeseer</i>	FGSM	0.01	10	30	20	[-0.96, 0.89]
<i>grb-flickr</i>	FGSM	0.01	10	200	100	[-0.47, 0.99]
<i>grb-reddit</i>	FGSM	0.01	10	500	200	[-0.98, 0.99]
<i>grb-aminer</i>	FGSM	0.01	10	500	100	[-0.93, 0.93]

A.5 Reproducibility

Reproducibility is one of the main features of GRB. For reproducing results on leaderboards, all necessary components are available, including model weights, attack parameters, generated adversarial results, etc. Besides, GRB provides scripts that allow users to reproduce results by a single command line. All codes are available in <https://github.com/THUDM/grb>, where the implementation details and examples can be found. GRB also provides full documentation for each module and function. All experiments can be reproduced in a single NVIDIA V100 GPU (with 32 GB memory).

A.5.1 Hyper-Parameter Settings

Hyper-Parameters of GML Models and Defenses. The hyper-parameters of vanilla GML models and defenses are shown in Table 6, 7, 8, 9, 10, where GCNGuard stands for GCN+GNNGuard, GATGuard for GAT+GNNGuard, GCN-SVD for GCN+GNN-SVD, and LN for the proposed layer normalization. For the proposed adversarial training (AT), the hyper-parameters are shown in Table 5. Under the proposed AT, GML models are trained while being continuously attacked by FGSM attack for a few steps per training iterations. Note that in each iteration, the attack is independent of previous iterations, only based on the weights of the model in the current iteration. The other hyper-parameters are exactly the same as training GML models.

Hyper-Parameters for Adversarial Attacks. The hyper-parameters of attacks are shown in Table 12. For graph modification, following the most common setting in previous works, attackers are allowed to perturb a limited number of edges in the graph (Δ_A : the number of modified edges less than a ratio γ_e of all edges). For graph injection, we follow the heuristic setting of KDDCUP 2020, attackers are allowed to inject new nodes with limited edges (Δ_A : less than N_n injected nodes each with less than N_e edges; Δ_F : constrained range of features $[\mathcal{F}_{min}, \mathcal{F}_{max}]$). Nevertheless, more definitions of *unnoticeability* can be developed by attackers and defenders when using GRB. Since the proposed scenario in GRB is a *black-box* one, all the above attacks are first applied to a surrogate model (trained by the attackers themselves), and then transfer to the target model. As demonstrated in [18], the choice of surrogate model will influence the transferability of attacks. When using raw GCN as the surrogate model, attacks can generally achieve better performance. Thus in GRB experiments, we use GCN as the surrogate model for all attacks.

Table 6: Hyper-parameters of GML models for *grb-cora* dataset.

Model	#Params	Hidden sizes	LR	Dropout	Optimizer	Others
GCN	28,167	64, 64, 64	0.01	0.5	Adam	
GCN+LN	29,027	64, 64, 64	0.01	0.5	Adam	
SAGE	160,320	64, 64, 64	0.01	0.5	Adam	full-batch
SAGE+LN	161,180	64, 64, 64	0.01	0.5	Adam	full-batch
SGCN	28,771	64, 64, 64	0.01	0.5	Adam	k=4
SGCN+LN	29,027	64, 64, 64	0.01	0.5	Adam	k=4
R-GCN	56,334	64, 64, 64	0.01	0.5	Adam	
TAGCN	84,103	64, 64, 64	0.01	0.5	Adam	k=2
TAGCN+LN	84,963	64, 64, 64	0.01	0.5	Adam	k=2
GAT	217,940	64, 64, 64	0.01	0.5	Adam	num_heads=4
GAT+LN	219,568	64, 64, 64	0.01	0.5	Adam	num_heads=4
APPNP	19,847	64	0.01	0.5	Adam	alpha=0.01, k=10
APPNP+LN	20,579	64	0.01	0.5	Adam	alpha=0.01, k=10
GIN	45,194	64, 64, 64	0.01	0.5	Adam	
GIN+LN	46,054	64, 64, 64	0.01	0.5	Adam	
GCNGuard	24,010	64, 64	0.001	0.1	Adam	
GATGuard	151,639	64, 64	0.001	0.1	Adam	num_heads=4
GCN-SVD	24,007	64, 64	0.01	0.5	Adam	

Table 7: Hyper-parameters of GML models for *grb-citeseer* dataset.

Model	#Params	Hidden sizes	LR	Dropout	Optimizer	Others
GCN	57,926	64, 64, 64	0.01	0.5	Adam	
GCN+LN	59,718	64, 64, 64	0.01	0.5	Adam	
SAGE	718,924	64, 64, 64	0.01	0.5	Adam	full batch
SAGE+LN	720,716	64, 64, 64	0.01	0.5	Adam	full batch
SGCN	59,462	64, 64, 64	0.01	0.5	Adam	k=4
SGCN+LN	59,718	64, 64, 64	0.01	0.5	Adam	k=4
R-GCN	115,852	64, 64, 64	0.01	0.5	Adam	
TAGCN	173,382	64, 64, 64	0.01	0.5	Adam	k=2
TAGCN+LN	175,174	64, 64, 64	0.01	0.5	Adam	k=2
GAT	336,200	64, 64, 64	0.01	0.5	Adam	num_heads=4
GAT+LN	338,760	64, 64, 64	0.01	0.5	Adam	num_heads=4
APPNP	49,606	64	0.01	0.5	Adam	alpha=0.01, k=10
APPNP+LN	51,270	64	0.01	0.5	Adam	alpha=0.01, k=10
GIN	74,953	64, 64, 64	0.01	0.5	Adam	
GIN+LN	76,745	64, 64, 64	0.01	0.5	Adam	
GCNGuard	53,769	64, 64	0.001	0.1	Adam	
GATGuard	269,899	64, 64	0.001	0.1	Adam	num_heads=4
GCN-SVD	53,766	64, 64	0.01	0.5	Adam	

Table 8: Hyper-parameters of GML models for *grb-flickr* dataset.

Model	#Params	Hidden sizes	LR	Dropout	Optimizer	Others
GCN	169,863	256, 128, 64	0.01	0.5	Adam	
GCN+LN	171,631	256, 128, 64	0.01	0.5	Adam	
SAGE	496,146	128, 128, 128	0.01	0.5	Adam	full batch
SAGE+LN	497,658	128, 128, 128	0.01	0.5	Adam	full batch
R-GCN	196,110	128, 128, 128	0.01	0.5	Adam	
TAGCN	293,383	128, 128, 128	0.01	0.5	Adam	k=2
TAGCN+LN	294,895	128, 128, 128	0.01	0.5	Adam	k=2
GAT	799,316	128, 128, 128	0.01	0.5	Adam	num_heads=4
GAT+LN	802,364	128, 128, 128	0.01	0.5	Adam	num_heads=4
APPNP	65,031	128	0.01	0.5	Adam	alpha=0.01, k=10
APPNP+LN	66,287	128	0.01	0.5	Adam	alpha=0.01, k=10
GIN	164,874	128, 128, 128	0.01	0.5	Adam	
GIN+LN	166,386	128, 128, 128	0.01	0.5	Adam	
GCNGuard	81,546	128, 128	0.001	0.1	Adam	

Table 9: Hyper-parameters of GML models for *grb-reddit* dataset.

Model	#Params	Hidden sizes	LR	Dropout	Optimizer	Others
GCN	115,497	128, 128, 128	0.01	0.5	Adam	
GCN+LN	117,213	128, 128, 128	0.01	0.5	Adam	
SAGE	643,536	128, 128, 128	0.01	0.5	Adam	full batch
SAGE+LN	645,252	128, 128, 128	0.01	0.5	Adam	full batch
SGCN	116,701	128, 128, 128	0.01	0.5	Adam	k=4
SGCN+LN	117,213	128, 128, 128	0.01	0.5	Adam	k=4
R-GCN	230,994	128, 128, 128	0.01	0.5	Adam	
TAGCN	345,641	128, 128, 128	0.01	0.5	Adam	k=2
TAGCN+LN	347,357	128, 128, 128	0.01	0.5	Adam	k=2
GAT	104,950	64, 64	0.01	0.5	Adam	num_heads=2
GAT+LN	106,410	64, 64	0.01	0.5	Adam	num_heads=2
APPNP	82,473	128	0.01	0.5	Adam	alpha=0.01, k=10
APPNP+LN	83,933	128	0.01	0.5	Adam	alpha=0.01, k=10
GIN	182,316	128, 128, 128	0.01	0.5	Adam	
GIN+LN	184,032	128, 128, 128	0.01	0.5	Adam	

Table 10: Hyper-parameters of GML models for *grb-aminer* dataset.

Model	#Params	Hidden sizes	LR	Dropout	Optimizer	Others
GCN	48,274	128, 128, 128	0.01	0.5	Adam	
GCN+LN	48,986	128, 128, 128	0.01	0.5	Adam	
SAGE	156,184	128, 128, 128	0.01	0.5	Adam	full batch
SAGE+LN	156,896	128, 128, 128	0.01	0.5	Adam	full batch
SGCN	48,474	128, 128, 128	0.01	0.5	Adam	k=4
SGCN+LN	48,986	128, 128, 128	0.01	0.5	Adam	k=4
R-GCN	96,548	128, 128, 128	0.01	0.5	Adam	
TAGCN	144,018	128, 128, 128	0.01	0.5	Adam	k=2
TAGCN+LN	144,730	128, 128, 128	0.01	0.5	Adam	k=2
GAT	177,624	64, 64, 64	0.01	0.5	Adam	num_heads=2
GAT+LN	178,848	64, 64, 64	0.01	0.5	Adam	num_heads=2
APPNP	15,250	128	0.01	0.5	Adam	alpha=0.01, k=10
APPNP+LN	15,706	128	0.01	0.5	Adam	alpha=0.01, k=10
GIN	115,093	128, 128, 128	0.01	0.5	Adam	
GIN+LN	115,805	128, 128, 128	0.01	0.5	Adam	

Table 11: Runtime (/s) of *graph injection* attacks on large-scale graphs.

	Difficulty	RAND	FGSM	PGD	SPEIT	TDGIA
<i>grb-reddit</i>	F	10.32	1110.92	1112.95	1119.10	6892.12
	H	10.14	243.32	244.10	263.65	3179.26
	M	9.97	1067.18	801.40	950.90	3126.48
	E	11.64	304.03	305.44	319.04	4053.48
<i>grb-aminer</i>	F	12.93	954.53	953.14	961.66	4079.35
	H	12.87	212.41	213.44	233.08	2673.79
	M	11.62	932.04	926.10	372.64	2612.44
	E	12.61	218.53	219.93	239.57	2640.93

A.6 Detailed Experiment Results

We conduct extensive experiments on all datasets and build a leaderboard for each dataset. Here we show the results of *graph injection* scenario with Top-5 attacks vs. Top-10 defenses, full leaderboards can be found in <https://cogdl.ai/grb/leaderboard>. Both attacks and defenses are ranked by the weighted accuracy, where **red** and **blue** indicated the best results in each difficulty. It can be seen that different methods vary performance in different datasets. And it is also hard for attacks to be generally effective, especially in the presence of the proposed strong defense baselines. The runtime of attacks on large-scale graphs (*grb-aminer*, *grb-reddit*) can be found in Table 11.

Table 12: Hyper-parameters for attacks for five datasets in *graph injection* scenario.

Dataset	Attack	Step size	# Iter	# Injection (E/M/H/F)	# Edges	Feature Range	Others
<i>grb-cora</i>	RND	-	1				Random features
	PGD	0.01	1000				-
	FGSM	0.01	1000	20/20/20/60	20	[-0.94, 0.94]	-
	SPEIT	0.01	1000				-
	TDGIA	0.01	1000				Sequential
<i>grb-citeseer</i>	RND	-	1				Random features
	PGD	0.01	1000				-
	FGSM	0.01	1000	30/30/30/90	20	[-0.96, 0.89]	-
	SPEIT	0.01	1000				-
	TDGIA	0.01	1000				Sequential
<i>grb-flickr</i>	RND	-	1				Random features
	PGD	0.01	2000				-
	FGSM	0.01	2000	200/200/200/600	100	[-0.47, 0.99]	-
	SPEIT	0.01	2000				-
	TDGIA	0.01	2000				Sequential
<i>grb-reddit</i>	RND	-	1				Random features
	PGD	0.01	2000				-
	FGSM	0.01	2000	500/500/500/1500	200	[-0.98, 0.99]	-
	SPEIT	0.01	2000				-
	TDGIA	0.01	2000				Sequential
<i>grb-aminer</i>	RND	-	1				Random features
	PGD	0.01	5000				-
	FGSM	0.01	5000	500/500/500/1500	100	[-0.93, 0.93]	-
	SPEIT	0.01	5000				-
	TDGIA	0.01	5000				Sequential

Table 13: GRB leaderboard (Top 5 Attacks vs. Top 10 Defenses) for *grb-cora* dataset.

Attack	Defenses	Defenses										Avg. Accuracy	Avg. 3-Max Accuracy	Weighted Accuracy		
		1	2	3	4	5	6	7	8	9	10					
1	SPEIT	E	79.97±1.56	80.97±1.23	66.16±1.96	74.62±2.80	63.28±1.76	55.60±2.13	71.57±0.86	54.48±1.76	64.93±0.00	48.06±2.38	52.01±0.09	53.48±0.28	53.44±0.17	
		M	84.11±0.38	84.55±0.44	80.60±1.18	81.16±1.39	74.59±1.86	64.10±1.05	75.67±1.12	63.36±1.39	63.06±0.00	69.18±2.24	47.31±0.09	50.35±1.25	50.89±0.24	
		H	88.51±0.80	89.78±1.00	89.74±0.71	88.47±0.54	89.85±0.55	80.37±1.10	80.64±1.14	63.51±3.22	69.03±0.00	88.55±1.32	42.72±0.07	47.34±2.27	48.44±0.12	
		F	85.21±0.41	85.35±0.19	75.65±0.87	79.85±0.48	71.73±1.14	64.75±0.62	73.11±0.76	63.05±1.37	65.67±0.00	59.45±0.64	45.86±0.05	48.56±0.08	48.95±0.12	
2	TDGIA	E	81.68±1.81	80.52±0.72	72.05±1.19	68.13±2.50	73.36±2.86	68.77±2.56	64.18±1.71	63.02±3.37	64.93±0.00	65.93±0.07	50.12±0.14	53.22±1.01	53.30±0.12	
		M	83.96±0.53	84.25±0.40	81.49±0.71	77.57±1.86	82.17±2.29	73.58±2.81	74.44±1.52	70.19±1.84	63.06±0.00	76.34±2.16	47.21±0.06	51.58±0.22	51.06±0.10	
		H	88.21±0.18	90.30±0.00	88.92±0.80	86.83±0.85	87.39±1.81	84.52±1.28	78.58±1.30	80.63±3.06	69.03±0.00	86.64±1.63	45.17±0.07	48.53±1.14	48.68±0.06	
		F	84.43±0.27	84.55±0.50	77.39±1.05	74.58±1.76	79.67±1.53	76.14±1.80	68.16±2.10	70.51±1.58	65.67±0.00	72.58±2.71	46.24±0.04	49.75±0.84	49.73±0.09	
3	PGD	E	83.02±1.26	80.60±1.04	73.88±2.41	67.80±2.24	74.78±2.36	70.07±1.79	66.19±1.50	62.65±1.33	64.93±0.00	68.58±0.00	50.11±0.11	53.19±0.08	53.29±0.14	
		M	83.84±1.15	84.81±0.67	82.20±1.18	78.51±1.37	83.36±1.39	77.35±1.02	73.21±1.83	69.25±2.18	63.06±0.00	77.80±1.26	47.24±0.08	51.64±0.20	51.11±0.09	
		H	88.38±0.30	90.48±0.67	89.96±0.75	85.86±0.83	89.48±1.07	85.97±0.82	78.47±1.29	80.82±0.89	69.03±0.00	88.32±0.76	45.18±0.05	48.50±1.14	48.68±0.06	
		F	85.60±0.38	85.43±0.34	81.90±0.90	76.77±0.74	83.22±0.60	78.58±0.51	66.49±0.68	71.30±0.94	65.67±0.00	78.21±0.08	46.26±0.04	49.81±0.09	49.83±0.08	
4	FGSM	E	82.35±0.95	80.19±0.97	73.95±2.46	67.01±2.40	74.03±1.72	70.48±1.60	64.67±1.71	62.46±2.30	64.93±0.00	68.39±1.27	52.72±0.03	54.71±0.33	54.71±0.07	
		M	84.25±1.24	85.11±0.64	82.46±0.93	77.87±1.43	84.29±1.02	78.77±1.09	73.10±1.13	69.74±1.60	63.06±0.00	78.47±1.30	48.71±0.16	51.81±0.67	51.93±0.09	
		H	89.22±0.19	90.59±0.40	90.30±0.50	86.23±1.16	89.55±0.67	86.08±0.78	78.80±1.45	80.93±0.91	69.03±0.00	87.13±0.96	43.58±0.08	48.20±1.74	48.84±0.08	
		F	85.01±0.41	85.33±0.72	81.53±1.27	76.62±0.90	83.00±0.61	78.26±0.88	67.09±1.18	71.64±0.78	65.67±0.00	77.60±1.14	48.26±0.03	51.45±0.77	51.61±0.06	
5	RND	E	82.28±0.93	80.26±1.24	76.57±2.44	73.54±1.44	78.36±1.74	68.81±0.82	67.95±1.68	67.69±1.05	64.93±0.00	74.29±1.36	52.31±0.06	53.65±0.24	53.65±0.14	
		M	84.18±1.00	84.44±0.88	82.05±0.72	79.33±1.24	84.11±0.34	76.68±1.05	73.88±1.64	72.72±1.68	63.06±0.00	80.11±1.08	48.89±0.05	51.70±0.32	51.57±0.11	
		H	88.99±0.51	90.71±0.31	90.19±0.41	87.20±0.75	90.04±0.24	84.52±0.73	80.03±1.11	82.87±0.83	69.03±0.00	89.29±0.75	44.74±0.07	49.19±0.26	48.77±0.18	
		F	85.36±0.41	84.95±0.58	82.85±1.29	79.53±0.74	84.22±0.58	76.75±0.89	68.93±0.92	74.11±0.71	65.67±0.00	81.34±0.60	48.32±0.04	50.98±0.17	50.74±0.07	
6	W/O Attack	E	84.70±0.60	81.34±0.60	81.72±0.00	82.09±0.00	79.10±0.00	70.15±0.00	77.99±0.00	68.28±0.00	64.93±0.00	79.10±0.00	52.04±0.01	53.70±0.88	54.15±0.08	
		M	83.96±0.00	84.33±0.00	82.84±0.00	83.21±0.00	85.45±0.00	76.87±0.00	82.46±0.00	73.51±0.00	63.06±0.00	81.72±0.00	49.67±0.01	52.67±0.01	52.65±0.00	
		H	89.55±0.00	91.04±0.00	91.04±0.00	89.18±0.00	90.67±0.00	84.70±0.00	88.06±0.00	82.84±0.00	69.03±0.00	89.93±0.00	45.94±0.01	50.01±0.56	49.99±0.00	
		F	86.07±0.00	85.57±0.00	85.20±0.00	84.83±0.00	85.07±0.00	77.24±0.00	82.84±0.00	74.88±0.00	65.67±0.00	83.58±0.00	49.21±0.01	51.82±0.33	51.77±0.04	
Avg. Accuracy	Avg. Accuracy	E	82.33±0.40	80.65±0.54	74.05±1.05	72.20±1.01	73.82±0.78	67.31±0.56	68.76±0.54	63.10±0.38	64.93±0.00	67.39±0.84	-	-	-	-
		M	84.05±0.34	84.58±0.31	81.94±0.30	79.61±0.60	82.33±0.49	74.56±0.45	75.46±0.30	69.80±0.92	63.06±0.00	77.27±0.49	-	-	-	-
		H	88.89±0.21	90.49±0.18	90.02±0.27	87.29±0.33	89.50±0.41	84.36±0.36	80.77±0.23	78.60±0.96	69.03±0.00	88.31±0.38	-	-	-	-
		F	85.28±0.15	85.20±0.21	80.75±0.41	78.69±0.27	81.15±0.42	75.29±0.49	71.10±0.40	70.91±0.43	65.67±0.00	75.46±0.40	-	-	-	-
Avg. 3-Min Accuracy	Avg. 3-Min Accuracy	E	80.93±0.61	79.91±0.61	70.14±1.74	67.61±1.32	69.58±1.09	63.92±0.83	64.89±0.88	59.17±0.66	64.93±0.00	60.34±1.48	-	-	-	-
		M	83.46±0.31	84.14±0.22	81.07±0.36	77.74±0.83	79.90±0.62	71.29±1.07	73.07±0.83	67.10±1.28	63.06±0.00	74.28±0.90	-	-	-	-
		H	88.36±0.28	90.06±0.34	89.39±0.37	86.17±0.53	88.58±0.80	82.97±0.42	78.41±0.38	74.66±1.77	69.03±0.00	87.16±0.61	-	-	-	-
		F	84.79±0.23	84.77±0.34	78.01±0.50	75.99±0.42	78.07±0.78	72.46±0.81	67.10±0.76	68.12±0.65	65.67±0.00	69.83±0.88	-	-	-	-
Weighted Accuracy	Weighted Accuracy	E	80.19±0.86	79.62±0.61	68.40±1.64	66.85±1.06	66.67±1.12	59.85±1.37	64.50±0.99	57.05±1.00	64.93±0.00	54.51±1.73	-	-	-	-
		M	83.46±0.31	84.00±0.36	80.70±0.44	77.37±1.24	77.02±1.13	67.76±0.83	72.63±1.04	65.40±1.27	63.06±0.00	71.83±1.36	-	-	-	-
		H	88.22±0.31	89.80±0.36	89.15±0.48	85.91±0.56	88.05±1.28	81.70±0.99	78.00±0.67	69.13±0.45	69.03±0.00	86.71±0.94	-	-	-	-
		F	84.65±0.23	84.62±0.33	76.86±0.58	75.45±0.68	74.96±0.91	68.64±0.68	66.79±0.98	65.73±0.99	65.67±0.00	64.82±0.60	-	-	-	-

Table 14: *grb-citeseer* leaderboard (Top 5 ATK. vs. Top 10 DEF.) in *graph injection* scenario.

Attack	Defenses	1	2	3	4	5	6	7	8	9	10	Avg. Accuracy	Avg. 3-Max Accuracy	Weighted Accuracy
		GAT-AT	R-GCN-AT	SAGE-AT	GATGuard	GCNGuard	SGCN-LS	R-GCN	GIN-LS	TAGCN-LS	GIN-AT	Avg. Accuracy	Avg. 3-Max Accuracy	Weighted Accuracy
1	SPEIT	E 70.88 \pm 0.80	67.49 \pm 1.00	68.68 \pm 1.64	65.52 \pm 0.00	56.43 \pm 0.00	49.78 \pm 2.57	52.29 \pm 2.76	48.53 \pm 1.00	44.89 \pm 2.98	47.30 \pm 3.94	52.01 \pm 0.09	53.48 \pm 0.25	53.44 \pm 0.17
		M 72.16 \pm 0.64	71.00 \pm 1.12	70.81 \pm 1.79	63.64 \pm 0.00	62.70 \pm 0.00	55.05 \pm 1.74	61.63 \pm 3.24	49.78 \pm 2.12	52.66 \pm 4.65	47.34 \pm 0.06	47.31 \pm 0.09	50.35 \pm 1.25	50.89 \pm 0.24
		H 78.18 \pm 0.40	79.69 \pm 0.37	77.46 \pm 0.67	72.10 \pm 0.00	74.64 \pm 0.00	66.87 \pm 1.73	77.08 \pm 1.91	56.86 \pm 1.31	69.03 \pm 4.80	51.10 \pm 6.38	42.72 \pm 0.07	47.34 \pm 2.27	48.44 \pm 0.12
		F 73.85 \pm 0.22	71.30 \pm 0.64	71.62 \pm 1.39	67.08 \pm 0.00	64.54 \pm 0.13	53.64 \pm 1.43	59.32 \pm 3.65	52.82 \pm 0.93	51.09 \pm 6.38	44.71 \pm 5.62	45.86 \pm 0.05	48.56 \pm 0.96	48.95 \pm 0.12
2	TDGIA	E 71.00 \pm 0.67	66.68 \pm 1.30	68.18 \pm 1.33	65.52 \pm 0.00	56.43 \pm 0.00	57.15 \pm 1.87	48.81 \pm 3.56	53.92 \pm 2.98	47.27 \pm 2.58	51.95 \pm 10.85	50.12 \pm 0.14	53.22 \pm 1.00	53.30 \pm 0.12
		M 72.54 \pm 0.47	71.76 \pm 1.21	71.13 \pm 1.10	63.64 \pm 0.00	62.70 \pm 0.00	60.91 \pm 0.95	60.97 \pm 2.82	49.22 \pm 3.91	49.09 \pm 6.61	51.69 \pm 7.68	47.21 \pm 0.06	51.58 \pm 0.22	51.06 \pm 0.10
		H 78.28 \pm 0.37	79.72 \pm 0.49	77.27 \pm 0.87	72.10 \pm 0.00	74.61 \pm 0.00	70.50 \pm 1.89	73.92 \pm 1.91	57.80 \pm 1.43	65.61 \pm 3.54	66.08 \pm 6.43	45.17 \pm 0.07	48.53 \pm 1.14	48.68 \pm 0.06
		F 73.89 \pm 0.40	71.75 \pm 0.78	72.25 \pm 0.62	67.08 \pm 0.00	64.58 \pm 0.00	59.76 \pm 2.10	56.69 \pm 1.77	52.16 \pm 2.47	46.87 \pm 4.99	59.01 \pm 5.47	46.24 \pm 0.04	49.75 \pm 0.84	49.73 \pm 0.09
3	FGSM	E 71.44 \pm 1.03	69.00 \pm 0.75	69.28 \pm 0.73	65.52 \pm 0.00	56.46 \pm 0.17	52.38 \pm 1.56	49.87 \pm 2.20	52.38 \pm 2.41	50.88 \pm 4.01	56.61 \pm 2.45	50.11 \pm 0.11	53.19 \pm 0.98	53.29 \pm 0.14
		M 72.47 \pm 0.48	73.23 \pm 0.51	71.25 \pm 0.67	63.64 \pm 0.00	62.67 \pm 0.10	60.22 \pm 1.19	58.53 \pm 1.76	57.43 \pm 1.53	61.76 \pm 2.49	61.85 \pm 1.49	47.24 \pm 0.08	51.64 \pm 0.20	51.11 \pm 0.09
		H 78.40 \pm 0.38	79.94 \pm 0.31	77.24 \pm 0.96	72.10 \pm 0.00	74.36 \pm 0.75	71.03 \pm 1.09	71.94 \pm 1.26	70.72 \pm 1.29	77.90 \pm 1.40	71.66 \pm 1.18	45.18 \pm 0.05	48.50 \pm 1.14	48.68 \pm 0.06
		F 73.86 \pm 0.28	73.63 \pm 0.90	72.40 \pm 0.60	67.08 \pm 0.00	64.56 \pm 0.04	58.05 \pm 0.88	55.07 \pm 1.43	61.36 \pm 1.03	63.39 \pm 1.21	62.54 \pm 0.81	46.20 \pm 0.04	49.81 \pm 0.89	49.83 \pm 0.08
4	PGD	E 71.22 \pm 0.75	69.19 \pm 0.66	69.06 \pm 0.79	65.52 \pm 0.00	56.40 \pm 0.10	53.39 \pm 1.94	47.77 \pm 1.29	54.70 \pm 1.99	51.16 \pm 2.93	58.02 \pm 2.31	52.72 \pm 0.03	54.71 \pm 0.33	54.71 \pm 0.07
		M 72.60 \pm 0.67	72.91 \pm 0.61	70.91 \pm 0.64	63.64 \pm 0.00	62.70 \pm 0.00	60.34 \pm 1.00	57.77 \pm 1.38	58.78 \pm 1.70	62.10 \pm 1.96	60.73 \pm 3.33	48.71 \pm 0.16	51.81 \pm 0.67	51.93 \pm 0.09
		H 78.18 \pm 0.40	79.94 \pm 0.34	77.53 \pm 0.93	72.10 \pm 0.00	74.61 \pm 0.00	70.69 \pm 1.56	71.79 \pm 1.47	71.57 \pm 1.84	78.21 \pm 0.97	71.41 \pm 1.80	43.58 \pm 0.06	48.20 \pm 1.74	48.84 \pm 0.08
		F 73.84 \pm 0.26	73.58 \pm 0.36	72.38 \pm 0.54	67.08 \pm 0.00	64.46 \pm 0.16	58.31 \pm 0.62	54.90 \pm 1.38	61.60 \pm 0.95	64.25 \pm 1.48	63.21 \pm 1.19	48.26 \pm 0.03	51.45 \pm 0.77	51.61 \pm 0.06
5	RND	E 71.07 \pm 0.47	67.56 \pm 1.04	68.34 \pm 0.54	65.52 \pm 0.00	56.34 \pm 0.28	54.64 \pm 2.04	51.94 \pm 1.44	60.88 \pm 1.22	69.06 \pm 1.48	60.66 \pm 1.42	52.31 \pm 0.06	53.65 \pm 0.54	53.65 \pm 0.14
		M 72.48 \pm 0.34	71.82 \pm 0.41	71.13 \pm 0.57	63.64 \pm 0.00	62.73 \pm 0.09	57.21 \pm 1.82	61.38 \pm 1.08	63.10 \pm 1.93	70.53 \pm 1.23	62.79 \pm 1.02	48.89 \pm 0.05	51.70 \pm 0.32	51.57 \pm 0.11
		H 78.37 \pm 0.44	79.84 \pm 0.42	77.93 \pm 0.72	72.10 \pm 0.00	74.58 \pm 0.22	68.18 \pm 1.85	75.24 \pm 1.81	72.41 \pm 1.34	78.37 \pm 0.87	72.41 \pm 0.40	44.74 \pm 0.07	49.19 \pm 0.26	48.77 \pm 0.18
		F 74.00 \pm 0.45	72.95 \pm 0.68	72.70 \pm 0.47	67.08 \pm 0.00	64.55 \pm 0.16	55.79 \pm 0.95	60.43 \pm 0.71	65.66 \pm 0.43	73.06 \pm 0.58	65.24 \pm 0.51	48.32 \pm 0.04	50.98 \pm 0.17	50.74 \pm 0.07
6	W/O Attack	E 70.22 \pm 0.00	71.16 \pm 0.00	70.22 \pm 0.00	65.52 \pm 0.00	56.43 \pm 0.00	71.16 \pm 0.00	68.75 \pm 0.15	63.95 \pm 0.00	69.59 \pm 0.00	64.26 \pm 0.00	52.04 \pm 0.01	53.70 \pm 0.08	54.15 \pm 0.08
		M 73.04 \pm 0.00	73.04 \pm 0.00	71.79 \pm 0.00	63.64 \pm 0.00	62.70 \pm 0.00	75.55 \pm 0.00	70.16 \pm 0.19	64.58 \pm 0.00	73.67 \pm 0.00	65.20 \pm 0.00	49.67 \pm 0.01	52.67 \pm 0.00	52.65 \pm 0.00
		H 78.37 \pm 0.00	80.88 \pm 0.00	78.06 \pm 0.00	72.10 \pm 0.00	74.61 \pm 0.00	79.62 \pm 0.00	80.41 \pm 0.16	69.59 \pm 0.00	77.43 \pm 0.00	73.98 \pm 0.00	45.94 \pm 0.01	50.01 \pm 0.56	49.99 \pm 0.00
		F 73.88 \pm 0.00	75.03 \pm 0.00	73.35 \pm 0.00	67.08 \pm 0.00	64.58 \pm 0.00	75.44 \pm 0.00	73.16 \pm 0.09	66.04 \pm 0.00	73.56 \pm 0.00	67.82 \pm 0.00	49.21 \pm 0.01	51.82 \pm 0.33	51.77 \pm 0.04
Avg. Accuracy	Avg. Accuracy	E 70.97 \pm 0.26	68.51 \pm 0.41	68.96 \pm 0.47	65.52 \pm 0.00	56.41 \pm 0.06	56.42 \pm 0.53	53.24 \pm 0.73	55.73 \pm 0.42	55.48 \pm 1.32	56.47 \pm 1.73	-	-	-
		M 72.55 \pm 0.21	72.29 \pm 0.26	71.17 \pm 0.34	63.64 \pm 0.00	62.70 \pm 0.02	61.55 \pm 0.65	61.74 \pm 0.93	57.15 \pm 1.00	61.64 \pm 1.06	58.27 \pm 1.47	-	-	-
		H 78.30 \pm 0.17	80.00 \pm 0.13	77.58 \pm 0.29	72.10 \pm 0.00	74.57 \pm 0.13	71.15 \pm 0.30	75.06 \pm 0.71	66.49 \pm 0.67	74.42 \pm 1.11	67.78 \pm 1.47	-	-	-
		F 73.89 \pm 0.11	73.04 \pm 0.17	72.45 \pm 0.17	67.08 \pm 0.00	64.54 \pm 0.04	60.16 \pm 0.55	59.93 \pm 0.87	59.94 \pm 0.63	62.04 \pm 1.70	60.42 \pm 1.30	-	-	-
Avg. 3-Min Accuracy	Avg. 3-Min Accuracy	E 70.37 \pm 0.29	67.19 \pm 0.80	68.08 \pm 0.64	65.52 \pm 0.00	56.38 \pm 0.10	51.58 \pm 0.94	48.25 \pm 0.95	51.09 \pm 0.74	47.07 \pm 1.85	51.32 \pm 4.97	-	-	-
		M 72.17 \pm 0.26	71.44 \pm 0.37	70.50 \pm 0.56	63.64 \pm 0.00	62.69 \pm 0.03	57.22 \pm 1.16	58.43 \pm 1.18	51.98 \pm 1.52	54.06 \pm 2.00	52.96 \pm 1.03	-	-	-
		H 78.05 \pm 0.20	79.59 \pm 0.21	77.00 \pm 0.40	72.10 \pm 0.00	74.51 \pm 0.23	68.16 \pm 0.90	72.31 \pm 0.98	61.27 \pm 1.55	70.49 \pm 2.41	62.42 \pm 2.81	-	-	-
		F 73.68 \pm 0.12	71.94 \pm 0.36	71.86 \pm 0.30	67.08 \pm 0.00	64.49 \pm 0.08	55.61 \pm 0.58	55.19 \pm 0.62	55.26 \pm 1.07	53.69 \pm 3.32	55.31 \pm 2.84	-	-	-
Weighted Accuracy	Weighted Accuracy	E 70.26 \pm 0.29	66.91 \pm 0.80	67.73 \pm 0.82	65.52 \pm 0.00	56.33 \pm 0.19	50.83 \pm 1.23	47.83 \pm 1.09	49.98 \pm 0.93	46.26 \pm 2.89	47.56 \pm 4.43	-	-	-
		M 72.04 \pm 0.27	71.03 \pm 0.58	70.09 \pm 0.74	63.64 \pm 0.00	62.68 \pm 0.06	56.51 \pm 1.39	57.80 \pm 1.03	50.29 \pm 2.25	51.08 \pm 3.58	48.58 \pm 5.28	-	-	-
		H 77.94 \pm 0.22	79.53 \pm 0.22	76.79 \pm 0.41	72.10 \pm 0.00	74.40 \pm 0.51	67.47 \pm 1.09	71.97 \pm 1.10	58.78 \pm 1.41	67.53 \pm 2.85	56.76 \pm 8.16	-	-	-
		F 73.64 \pm 0.15	71.59 \pm 0.34	71.48 \pm 0.66	67.08 \pm 0.00	64.44 \pm 0.12	55.05 \pm 1.00	54.95 \pm 0.76	53.66 \pm 1.23	49.94 \pm 3.72	49.84 \pm 6.03	-	-	-

Table 15: *grb-flickr* leaderboard (Top 5 ATK. vs. Top 10 DEF.) in *graph injection* scenario.

Attack	Defenses	Defenses										Avg. Accuracy	Avg. 3-Max Accuracy	Weighted Accuracy	
		1 R-GCN-AT	2 GAT-LS	3 SAGE-LS	4 GIN-LS	5 GCN-AT	6 SAGE-AT	7 GAT	8 GIN-AT	9 SAGE	10 APPPN-LS				
1	SPEIT	E	53.41 \pm 0.12	53.36 \pm 0.22	51.43 \pm 0.13	50.96 \pm 0.20	52.89 \pm 0.22	52.87 \pm 0.13	53.62 \pm 0.36	50.15 \pm 0.14	51.65 \pm 0.45	49.78 \pm 0.03	52.01 \pm 0.09	53.48 \pm 0.25	53.44 \pm 0.17
		M	49.79 \pm 0.26	49.21 \pm 0.26	47.83 \pm 0.09	46.19 \pm 0.14	48.05 \pm 0.24	48.91 \pm 0.12	52.04 \pm 0.33	43.62 \pm 0.10	44.54 \pm 0.12	42.94 \pm 0.03	47.31 \pm 0.09	50.35 \pm 1.25	50.89 \pm 0.24
		H	44.72 \pm 0.15	46.78 \pm 0.54	43.41 \pm 0.12	44.79 \pm 0.08	44.83 \pm 0.14	43.51 \pm 0.15	50.32 \pm 0.20	37.33 \pm 0.12	37.17 \pm 0.17	34.33 \pm 0.02	42.72 \pm 0.07	47.34 \pm 2.27	48.44 \pm 0.12
		F	47.14 \pm 0.13	46.39 \pm 0.13	47.62 \pm 0.04	46.18 \pm 0.00	43.52 \pm 0.07	48.17 \pm 0.14	49.91 \pm 0.17	43.73 \pm 0.05	43.66 \pm 0.07	42.30 \pm 0.01	45.86 \pm 0.05	48.56 \pm 0.98	48.95 \pm 0.12
2	FGSM	E	53.99 \pm 0.13	51.87 \pm 0.49	50.89 \pm 0.15	48.24 \pm 0.15	53.79 \pm 0.17	44.06 \pm 0.23	48.23 \pm 0.56	50.08 \pm 0.1	49.99 \pm 0.33	50.07 \pm 0.04	50.12 \pm 0.14	53.22 \pm 0.01	53.30 \pm 0.05
		M	51.79 \pm 0.13	51.42 \pm 0.20	47.89 \pm 0.13	46.43 \pm 0.14	51.54 \pm 0.17	44.24 \pm 0.17	46.17 \pm 0.41	48.08 \pm 0.14	44.24 \pm 0.23	45.09 \pm 0.08	47.21 \pm 0.06	51.58 \pm 0.22	51.06 \pm 0.10
		H	46.87 \pm 0.17	49.32 \pm 0.08	43.69 \pm 0.11	46.76 \pm 0.18	49.35 \pm 0.08	46.46 \pm 0.22	45.24 \pm 0.29	42.58 \pm 0.10	45.90 \pm 0.16	45.16 \pm 0.08	45.17 \pm 0.08	48.53 \pm 1.14	48.68 \pm 0.06
		F	50.20 \pm 0.08	50.47 \pm 0.15	47.58 \pm 0.08	46.94 \pm 0.07	49.58 \pm 0.09	43.10 \pm 0.14	42.78 \pm 0.27	42.58 \pm 0.13	43.33 \pm 0.19	44.16 \pm 0.09	46.24 \pm 0.04	49.75 \pm 0.44	49.73 \pm 0.06
3	PGD	E	54.02 \pm 0.18	51.88 \pm 0.40	50.77 \pm 0.19	48.36 \pm 0.19	53.68 \pm 0.18	43.95 \pm 0.24	43.33 \pm 0.71	50.04 \pm 0.15	49.95 \pm 0.42	50.05 \pm 0.07	50.11 \pm 0.11	53.19 \pm 0.20	53.29 \pm 0.14
		M	51.74 \pm 0.22	51.65 \pm 0.22	47.77 \pm 0.16	46.69 \pm 0.15	51.53 \pm 0.10	42.46 \pm 0.17	45.91 \pm 0.47	44.38 \pm 0.04	43.56 \pm 0.10	47.24 \pm 0.08	51.64 \pm 0.20	51.11 \pm 0.09	51.11 \pm 0.09
		H	46.81 \pm 0.13	49.28 \pm 0.13	43.75 \pm 0.17	46.75 \pm 0.22	49.32 \pm 0.14	45.46 \pm 0.18	45.24 \pm 0.26	42.47 \pm 0.07	46.17 \pm 0.19	35.55 \pm 0.08	45.18 \pm 0.08	48.50 \pm 1.14	48.68 \pm 0.06
		F	50.22 \pm 0.11	50.62 \pm 0.12	47.56 \pm 0.07	46.94 \pm 0.06	49.58 \pm 0.09	43.09 \pm 0.13	42.90 \pm 0.24	42.54 \pm 0.19	43.32 \pm 0.14	44.14 \pm 0.07	46.26 \pm 0.04	49.81 \pm 0.49	49.83 \pm 0.08
4	TDGIA	E	55.13 \pm 0.08	54.17 \pm 0.17	51.83 \pm 0.08	52.29 \pm 0.06	54.35 \pm 0.07	53.03 \pm 0.08	54.66 \pm 0.12	49.20 \pm 0.02	51.50 \pm 0.12	42.72 \pm 0.04	52.72 \pm 0.02	54.71 \pm 0.13	54.71 \pm 0.07
		M	51.45 \pm 0.12	51.30 \pm 0.44	46.86 \pm 0.08	48.54 \pm 0.17	50.86 \pm 0.13	50.61 \pm 0.08	52.67 \pm 0.12	43.95 \pm 0.07	49.31 \pm 0.04	49.88 \pm 0.08	47.81 \pm 0.16	51.81 \pm 0.07	51.93 \pm 0.09
		H	45.26 \pm 0.14	48.09 \pm 0.49	46.09 \pm 0.07	44.97 \pm 0.13	51.37 \pm 0.13	53.31 \pm 0.13	54.37 \pm 0.13	43.58 \pm 0.07	44.34 \pm 0.07	43.58 \pm 0.07	48.20 \pm 0.14	48.84 \pm 0.06	48.84 \pm 0.06
		F	48.97 \pm 0.07	51.25 \pm 0.07	47.13 \pm 0.07	49.05 \pm 0.05	47.54 \pm 0.06	49.52 \pm 0.05	52.46 \pm 0.09	43.77 \pm 0.05	50.63 \pm 0.08	48.23 \pm 0.08	48.26 \pm 0.11	54.57 \pm 0.17	51.61 \pm 0.06
5	RND	E	53.90 \pm 0.26	53.31 \pm 0.18	51.73 \pm 0.14	51.16 \pm 0.15	53.62 \pm 0.10	51.19 \pm 0.12	52.77 \pm 0.22	50.36 \pm 0.06	53.25 \pm 0.25	49.30 \pm 0.13	52.31 \pm 0.06	53.65 \pm 0.24	53.65 \pm 0.14
		M	51.22 \pm 0.15	52.01 \pm 0.15	47.82 \pm 0.12	48.21 \pm 0.15	51.78 \pm 0.14	49.84 \pm 0.19	51.06 \pm 0.30	44.11 \pm 0.08	49.85 \pm 0.18	43.04 \pm 0.06	48.89 \pm 0.07	51.70 \pm 0.32	51.57 \pm 0.11
		H	46.38 \pm 0.15	49.33 \pm 0.18	42.90 \pm 0.13	46.79 \pm 0.14	49.58 \pm 0.12	45.03 \pm 0.15	49.29 \pm 0.23	39.10 \pm 0.10	45.13 \pm 0.28	34.50 \pm 0.14	44.77 \pm 0.18	49.19 \pm 0.26	48.77 \pm 0.18
		F	49.32 \pm 0.10	51.09 \pm 0.08	47.47 \pm 0.07	48.58 \pm 0.06	51.00 \pm 0.09	49.18 \pm 0.10	50.84 \pm 0.20	44.36 \pm 0.09	49.00 \pm 0.08	42.31 \pm 0.08	48.32 \pm 0.04	50.98 \pm 0.17	50.74 \pm 0.07
6	W/O Attack	E	54.94 \pm 0.12	52.58 \pm 0.40	51.68 \pm 0.08	50.48 \pm 0.06	52.97 \pm 0.08	49.18 \pm 0.07	49.50 \pm 0.50	50.22 \pm 0.06	52.77 \pm 0.08	51.55 \pm 0.04	52.04 \pm 0.07	53.70 \pm 0.88	54.15 \pm 0.08
		M	53.23 \pm 0.13	52.75 \pm 0.20	47.83 \pm 0.08	48.03 \pm 0.20	52.03 \pm 0.08	51.27 \pm 0.00	50.06 \pm 0.40	44.87 \pm 0.10	51.63 \pm 0.00	45.01 \pm 0.07	52.67 \pm 0.05	52.65 \pm 0.05	
		H	48.70 \pm 0.08	49.65 \pm 0.06	42.90 \pm 0.06	46.43 \pm 0.08	49.09 \pm 0.06	50.80 \pm 0.00	50.80 \pm 0.00	40.10 \pm 0.10	47.96 \pm 0.00	36.12 \pm 0.00	49.94 \pm 0.01	50.61 \pm 0.06	49.99 \pm 0.00
		F	54.28 \pm 0.08	51.66 \pm 0.06	47.47 \pm 0.08	48.31 \pm 0.09	51.53 \pm 0.07	50.52 \pm 0.00	50.12 \pm 0.13	52.23 \pm 0.00	50.79 \pm 0.00	44.23 \pm 0.00	49.21 \pm 0.00	51.82 \pm 0.03	51.77 \pm 0.03
Avg. Accuracy	E	54.23 \pm 0.06	52.86 \pm 0.16	51.38 \pm 0.05	50.25 \pm 0.09	53.55 \pm 0.07	50.14 \pm 0.07	51.19 \pm 0.15	50.22 \pm 0.06	51.52 \pm 0.12	50.17 \pm 0.02	-	-	-	-
	M	48.76 \pm 0.07	51.32 \pm 0.09	47.67 \pm 0.07	47.55 \pm 0.08	50.96 \pm 0.08	49.08 \pm 0.07	49.65 \pm 0.09	44.26 \pm 0.07	47.32 \pm 0.19	43.50 \pm 0.07	-	-	-	-
	H	46.46 \pm 0.07	47.12 \pm 0.08	43.12 \pm 0.07	45.77 \pm 0.08	48.54 \pm 0.12	45.29 \pm 0.07	48.54 \pm 0.12	39.82 \pm 0.06	44.55 \pm 0.07	39.82 \pm 0.06	-	-	-	-
	F	49.69 \pm 0.06	50.25 \pm 0.09	47.47 \pm 0.07	47.33 \pm 0.07	48.56 \pm 0.02	47.26 \pm 0.04	48.17 \pm 0.09	44.46 \pm 0.06	46.79 \pm 0.06	43.24 \pm 0.01	-	-	-	-
Avg. 3-Min Accuracy	E	53.74 \pm 0.09	52.11 \pm 0.38	51.03 \pm 0.09	49.03 \pm 0.07	53.14 \pm 0.09	46.96 \pm 0.14	48.69 \pm 0.33	50.00 \pm 0.07	50.46 \pm 0.22	49.78 \pm 0.02	-	-	-	-
	M	50.81 \pm 0.30	50.62 \pm 0.17	47.44 \pm 0.07	46.44 \pm 0.11	50.13 \pm 0.09	45.81 \pm 0.07	47.38 \pm 0.19	43.65 \pm 0.05	44.38 \pm 0.21	42.95 \pm 0.02	-	-	-	-
	H	45.45 \pm 0.07	48.05 \pm 0.21	42.62 \pm 0.05	45.77 \pm 0.04	46.25 \pm 0.15	43.90 \pm 0.08	46.59 \pm 0.17	37.92 \pm 0.04	42.11 \pm 0.15	34.41 \pm 0.01	-	-	-	-
	F	48.48 \pm 0.06	49.16 \pm 0.04	47.35 \pm 0.04	46.69 \pm 0.04	46.52 \pm 0.04	47.79 \pm 0.05	45.19 \pm 0.14	43.95 \pm 0.12	43.44 \pm 0.10	42.30 \pm 0.01	-	-	-	-
Weighted Accuracy	E	53.62 \pm 0.08	51.97 \pm 0.33	50.92 \pm 0.12	48.67 \pm 0.09	53.02 \pm 0.12	45.43 \pm 0.18	48.62 \pm 0.42	49.97 \pm 0.06	50.22 \pm 0.26	49.80 \pm 0.01	-	-	-	-
	M	50.35 \pm 0.38	49.95 \pm 0.18	47.16 \pm 0.07	46.44 \pm 0.10	49.10 \pm 0.12	45.06 \pm 0.09	46.70 \pm 0.28	43.48 \pm 0.04	44.73 \pm 0.21	42.99 \pm 0.01	-	-	-	-
	H	45.15 \pm 0.10	47.43 \pm 0.37	42.37 \pm 0.06	45.30 \pm 0.07	45.55 \pm 0.13	43.66 \pm 0.07	45.92 \pm 0.18	37.98 \pm 0.09	39.72 \pm 0.13	34.47 \pm 0.01	-	-	-	-
	F	47.91 \pm 0.06	47.81 \pm 0.08	47.25 \pm 0.05	46.57 \pm 0.08	43.15 \pm 0.05	43.99 \pm 0.09	43.92 \pm 0.13	43.71 \pm 0.09	43.88 \pm 0.10	42.46 \pm 0.01	-	-	-	-

Table 16: *grb-reddit* leaderboard (Top 5 ATK. vs. Top 10 DEF.) in *graph injection* scenario.

Attack	Defenses	1	2	3	4	5	6	7	8	9	10	Avg.	Avg. 3-Max	Weighted
		GIN _{LN}	TAGCN _{LN}	TAGCN _{AT}	GAT _{LN}	R-GCN _{AT}	TAGCN	GCN _{LN}	SAGE _{AT}	SAGE	SGCN _{LN}	Accuracy	Accuracy	Accuracy
1	TDGIA	E 89.57 \pm 0.05	90.59 \pm 0.02	70.17 \pm 0.28	84.18 \pm 0.03	88.38 \pm 0.02	78.83 \pm 0.18	80.79 \pm 0.17	86.29 \pm 0.03	71.00 \pm 0.11	76.36 \pm 0.03	81.62 \pm 0.08	89.52 \pm 0.00	89.17 \pm 0.03
		M 98.29 \pm 0.01	97.79 \pm 0.00	98.02 \pm 0.01	96.20 \pm 0.01	95.50 \pm 0.01	96.62 \pm 0.01	97.66 \pm 0.00	94.07 \pm 0.01	95.66 \pm 0.02	92.27 \pm 0.01	96.21 \pm 0.00	98.03 \pm 0.01	97.97 \pm 0.01
		H 99.54 \pm 0.00	99.16 \pm 0.00	98.54 \pm 0.01	98.17 \pm 0.01	95.68 \pm 0.02	97.77 \pm 0.01	99.14 \pm 0.01	90.60 \pm 0.01	98.43 \pm 0.02	93.33 \pm 0.01	97.04 \pm 0.01	99.28 \pm 0.18	99.18 \pm 0.00
		F 95.92 \pm 0.01	95.89 \pm 0.01	93.12 \pm 0.01	93.73 \pm 0.01	93.08 \pm 0.01	91.77 \pm 0.01	91.09 \pm 0.02	90.16 \pm 0.01	85.98 \pm 0.03	86.61 \pm 0.01	91.74 \pm 0.00	95.18 \pm 0.03	95.24 \pm 0.01
2	SPEIT	E 91.92 \pm 0.04	91.58 \pm 0.03	91.73 \pm 0.05	87.18 \pm 0.08	88.81 \pm 0.02	88.41 \pm 0.05	89.81 \pm 0.05	86.65 \pm 0.03	83.10 \pm 0.07	76.55 \pm 0.09	87.57 \pm 0.02	91.74 \pm 0.04	91.35 \pm 0.01
		M 98.27 \pm 0.01	97.84 \pm 0.01	97.98 \pm 0.02	96.19 \pm 0.02	95.28 \pm 0.01	96.60 \pm 0.02	97.77 \pm 0.01	94.03 \pm 0.02	96.74 \pm 0.02	92.26 \pm 0.03	96.30 \pm 0.01	98.03 \pm 0.18	97.97 \pm 0.01
		H 99.54 \pm 0.01	99.20 \pm 0.01	98.81 \pm 0.01	98.17 \pm 0.01	96.04 \pm 0.01	97.97 \pm 0.01	99.22 \pm 0.01	90.69 \pm 0.03	98.22 \pm 0.03	93.43 \pm 0.02	97.13 \pm 0.00	99.32 \pm 0.16	99.21 \pm 0.01
		F 96.31 \pm 0.02	96.31 \pm 0.02	95.77 \pm 0.02	93.76 \pm 0.02	93.59 \pm 0.01	93.76 \pm 0.03	95.57 \pm 0.01	90.21 \pm 0.02	92.96 \pm 0.04	87.02 \pm 0.03	93.53 \pm 0.01	96.13 \pm 0.26	95.96 \pm 0.01
3	FGSM	E 91.77 \pm 0.06	91.53 \pm 0.05	92.60 \pm 0.04	87.38 \pm 0.05	89.06 \pm 0.01	90.52 \pm 0.05	89.70 \pm 0.03	86.78 \pm 0.03	88.24 \pm 0.06	78.51 \pm 0.12	88.61 \pm 0.02	91.97 \pm 0.46	91.92 \pm 0.03
		M 98.26 \pm 0.01	97.74 \pm 0.01	98.13 \pm 0.01	96.18 \pm 0.01	95.47 \pm 0.01	96.94 \pm 0.03	97.68 \pm 0.01	94.01 \pm 0.02	96.52 \pm 0.04	92.65 \pm 0.01	96.36 \pm 0.01	98.04 \pm 0.22	97.99 \pm 0.01
		H 99.55 \pm 0.01	99.02 \pm 0.01	99.16 \pm 0.01	98.17 \pm 0.02	95.94 \pm 0.01	98.32 \pm 0.01	99.08 \pm 0.01	91.01 \pm 0.02	98.48 \pm 0.02	93.65 \pm 0.02	97.24 \pm 0.00	99.27 \pm 0.21	99.23 \pm 0.01
		F 96.48 \pm 0.01	95.90 \pm 0.01	96.74 \pm 0.01	93.91 \pm 0.01	93.57 \pm 0.01	95.24 \pm 0.02	95.22 \pm 0.01	90.54 \pm 0.02	93.78 \pm 0.03	89.01 \pm 0.01	94.04 \pm 0.01	96.37 \pm 0.35	96.32 \pm 0.01
4	RND	E 92.04 \pm 0.04	91.75 \pm 0.04	92.60 \pm 0.03	87.09 \pm 0.04	88.87 \pm 0.03	89.55 \pm 0.05	90.00 \pm 0.04	86.71 \pm 0.03	88.12 \pm 0.09	77.27 \pm 0.10	88.40 \pm 0.02	92.13 \pm 0.36	91.94 \pm 0.02
		M 98.28 \pm 0.02	97.82 \pm 0.01	98.13 \pm 0.01	96.17 \pm 0.02	95.42 \pm 0.02	96.84 \pm 0.03	97.75 \pm 0.01	94.07 \pm 0.02	97.14 \pm 0.02	92.43 \pm 0.03	96.40 \pm 0.01	98.08 \pm 0.19	98.02 \pm 0.01
		H 99.54 \pm 0.01	99.13 \pm 0.01	99.00 \pm 0.01	98.17 \pm 0.01	96.21 \pm 0.02	98.15 \pm 0.01	99.12 \pm 0.00	90.89 \pm 0.03	98.34 \pm 0.03	93.50 \pm 0.01	97.21 \pm 0.01	99.27 \pm 0.19	99.21 \pm 0.00
		F 96.60 \pm 0.01	96.30 \pm 0.02	96.54 \pm 0.01	93.84 \pm 0.02	93.23 \pm 0.02	94.88 \pm 0.03	95.63 \pm 0.01	90.37 \pm 0.01	94.59 \pm 0.02	87.72 \pm 0.03	93.97 \pm 0.01	96.48 \pm 0.13	96.27 \pm 0.01
5	PGD	E 91.74 \pm 0.06	91.56 \pm 0.04	92.63 \pm 0.04	87.39 \pm 0.04	89.06 \pm 0.02	90.58 \pm 0.06	89.72 \pm 0.04	86.77 \pm 0.03	88.25 \pm 0.10	78.53 \pm 0.07	88.62 \pm 0.02	91.98 \pm 0.47	91.94 \pm 0.03
		M 98.26 \pm 0.01	97.74 \pm 0.01	98.12 \pm 0.02	96.19 \pm 0.02	95.46 \pm 0.02	96.94 \pm 0.03	97.68 \pm 0.01	94.01 \pm 0.02	96.52 \pm 0.05	92.65 \pm 0.01	96.36 \pm 0.01	98.04 \pm 0.22	97.98 \pm 0.01
		H 99.55 \pm 0.01	99.02 \pm 0.01	99.16 \pm 0.01	98.18 \pm 0.01	95.94 \pm 0.01	98.32 \pm 0.01	99.08 \pm 0.01	91.00 \pm 0.03	98.47 \pm 0.03	93.66 \pm 0.02	97.24 \pm 0.00	99.28 \pm 0.21	99.23 \pm 0.00
		F 96.48 \pm 0.02	95.91 \pm 0.01	96.74 \pm 0.01	93.91 \pm 0.02	93.56 \pm 0.01	95.24 \pm 0.03	95.23 \pm 0.02	90.54 \pm 0.02	93.75 \pm 0.02	88.99 \pm 0.03	94.03 \pm 0.01	96.38 \pm 0.35	96.32 \pm 0.01
6	W/O Attack	E 92.19 \pm 0.00	92.11 \pm 0.00	93.05 \pm 0.00	87.97 \pm 0.00	89.14 \pm 0.00	90.99 \pm 0.00	90.17 \pm 0.00	86.86 \pm 0.00	89.96 \pm 0.00	83.12 \pm 0.00	89.56 \pm 0.00	92.45 \pm 0.03	92.41 \pm 0.00
		M 98.30 \pm 0.00	97.82 \pm 0.00	98.23 \pm 0.00	96.27 \pm 0.00	95.75 \pm 0.00	97.07 \pm 0.00	97.74 \pm 0.00	93.86 \pm 0.00	97.21 \pm 0.00	93.48 \pm 0.00	96.57 \pm 0.00	98.12 \pm 0.21	98.06 \pm 0.00
		H 99.55 \pm 0.00	99.16 \pm 0.00	99.03 \pm 0.00	98.20 \pm 0.00	96.46 \pm 0.00	98.12 \pm 0.00	99.12 \pm 0.00	90.72 \pm 0.00	98.30 \pm 0.00	93.84 \pm 0.00	97.25 \pm 0.00	99.28 \pm 0.19	99.23 \pm 0.00
		F 96.68 \pm 0.00	96.37 \pm 0.00	96.77 \pm 0.00	94.15 \pm 0.00	93.78 \pm 0.00	95.39 \pm 0.00	95.68 \pm 0.00	90.48 \pm 0.00	95.16 \pm 0.00	90.15 \pm 0.00	94.46 \pm 0.00	96.61 \pm 0.17	96.46 \pm 0.00
	Avg. Accuracy	E 91.53 \pm 0.01	91.52 \pm 0.02	88.80 \pm 0.05	86.87 \pm 0.02	88.89 \pm 0.03	88.15 \pm 0.03	88.37 \pm 0.04	86.68 \pm 0.01	84.78 \pm 0.03	78.39 \pm 0.03	-	-	-
		M 98.28 \pm 0.01	97.79 \pm 0.01	98.10 \pm 0.01	96.20 \pm 0.01	95.48 \pm 0.01	96.84 \pm 0.01	97.71 \pm 0.00	94.01 \pm 0.01	96.63 \pm 0.01	92.62 \pm 0.01	-	-	-
		H 99.54 \pm 0.00	99.12 \pm 0.00	98.95 \pm 0.00	98.17 \pm 0.01	96.05 \pm 0.00	98.11 \pm 0.01	99.13 \pm 0.00	90.82 \pm 0.01	98.37 \pm 0.01	93.57 \pm 0.01	-	-	-
		F 96.41 \pm 0.01	96.11 \pm 0.01	95.95 \pm 0.01	93.88 \pm 0.01	93.47 \pm 0.01	94.38 \pm 0.01	94.74 \pm 0.01	90.38 \pm 0.01	92.70 \pm 0.01	88.25 \pm 0.01	-	-	-
	Avg. 3-Min Accuracy	E 90.31 \pm 0.02	91.22 \pm 0.02	84.82 \pm 0.10	86.15 \pm 0.03	88.69 \pm 0.01	85.59 \pm 0.07	86.73 \pm 0.07	86.55 \pm 0.01	80.73 \pm 0.05	76.72 \pm 0.05	-	-	-
		M 98.26 \pm 0.01	97.75 \pm 0.01	98.04 \pm 0.01	96.17 \pm 0.01	95.38 \pm 0.01	96.69 \pm 0.01	97.67 \pm 0.00	93.96 \pm 0.01	96.23 \pm 0.01	92.32 \pm 0.02	-	-	-
		H 99.54 \pm 0.00	99.06 \pm 0.00	98.78 \pm 0.01	98.16 \pm 0.01	95.86 \pm 0.01	97.95 \pm 0.01	99.09 \pm 0.00	90.67 \pm 0.01	98.28 \pm 0.01	93.42 \pm 0.01	-	-	-
		F 96.24 \pm 0.01	95.90 \pm 0.01	95.14 \pm 0.01	93.78 \pm 0.01	93.29 \pm 0.01	93.47 \pm 0.01	93.85 \pm 0.01	90.24 \pm 0.01	90.89 \pm 0.01	87.12 \pm 0.01	-	-	-
	Weighted Accuracy	E 90.31 \pm 0.02	90.92 \pm 0.02	77.42 \pm 0.19	85.18 \pm 0.02	88.55 \pm 0.02	82.26 \pm 0.13	83.75 \pm 0.12	86.43 \pm 0.02	75.84 \pm 0.07	76.73 \pm 0.03	-	-	-
		M 98.26 \pm 0.01	97.75 \pm 0.01	98.01 \pm 0.01	96.17 \pm 0.01	95.34 \pm 0.01	96.65 \pm 0.01	97.67 \pm 0.00	93.91 \pm 0.00	95.98 \pm 0.02	92.32 \pm 0.02	-	-	-
		H 99.53 \pm 0.00	99.04 \pm 0.00	98.67 \pm 0.01	98.16 \pm 0.01	95.79 \pm 0.01	97.87 \pm 0.01	99.09 \pm 0.00	90.66 \pm 0.01	98.26 \pm 0.02	93.39 \pm 0.01	-	-	-
		F 96.09 \pm 0.01	95.93 \pm 0.01	94.14 \pm 0.01	93.76 \pm 0.01	93.19 \pm 0.00	92.64 \pm 0.01	92.49 \pm 0.01	90.22 \pm 0.01	88.46 \pm 0.03	86.99 \pm 0.01	-	-	-

Table 17: *grb-aminer* leaderboard (Top 5 ATK. vs. Top 10 DEF.) in *graph injection* scenario.

Attacks	Defenses	Attacks										Avg. Accuracy	Avg. 3-Max Accuracy	Weighted Accuracy	
		1 GAT _{AT}	2 R-GCN _{AT}	3 SGCN _{LN}	4 R-GCN	5 GCN _{LN}	6 GAT _{LN}	7 GIN _{LN}	8 TAGCN _{LN}	9 TAGCN _{AT}	10 GAT				
1	TDGIA	E	59.54±0.05	56.83±0.06	56.73±0.06	56.12±0.07	53.51±0.21	43.93±0.41	51.10±0.12	54.63±0.20	49.59±0.50	42.40±0.52	52.44±0.17	57.70±0.31	58.08±0.04
		M	68.39±0.02	65.61±0.02	66.11±0.02	65.23±0.03	66.78±0.05	61.84±1.20	64.49±0.10	64.62±0.02	67.27±0.04	62.47±0.10	65.28±0.23	67.48±0.08	67.69±0.02
		H	75.83±0.02	72.35±0.02	72.10±0.00	71.94±0.02	73.39±0.02	75.22±0.04	72.92±0.02	68.94±0.01	73.98±0.01	75.03±0.03	73.17±0.00	75.36±0.14	75.33±0.01
		F	67.69±0.03	63.62±0.32	62.20±0.15	61.99±0.22	60.38±1.46	59.69±1.57	59.59±0.42	59.06±1.75	57.24±1.54	56.63±1.67	60.81±1.71	64.52±0.32	65.74±0.21
2	SPEIT	E	59.54±0.07	56.80±0.06	56.94±0.10	55.64±0.10	56.15±0.06	56.13±0.07	54.24±0.08	56.61±0.06	56.59±0.08	57.36±0.09	56.60±0.04	57.95±0.14	58.62±0.06
		M	68.37±0.01	65.46±0.06	66.20±0.02	65.25±0.06	66.75±0.07	67.49±0.06	65.05±0.06	64.47±0.04	66.95±0.05	66.81±0.04	66.28±0.02	67.60±0.19	67.86±0.06
		H	75.94±0.04	72.27±0.03	72.36±0.01	71.86±0.03	73.41±0.01	75.34±0.03	72.87±0.03	68.88±0.05	73.98±0.02	73.83±0.04	73.07±0.08	75.08±0.02	75.33±0.02
		F	68.04±0.03	64.05±0.04	64.84±0.04	64.06±0.04	65.51±0.02	64.02±0.04	63.11±0.02	62.59±0.04	63.77±0.06	63.58±0.06	64.36±0.02	66.13±0.18	66.89±0.02
3	RND	E	59.56±0.06	57.53±0.06	57.41±0.06	56.38±0.11	57.76±0.08	58.83±0.08	54.41±0.13	58.07±0.12	58.14±0.04	57.46±0.10	57.55±0.08	58.85±0.07	59.09±0.05
		M	68.22±0.04	65.86±0.06	66.29±0.05	65.34±0.06	67.03±0.07	68.62±0.05	65.54±0.06	64.98±0.06	67.34±0.07	67.71±0.06	66.69±0.02	68.18±0.18	68.24±0.05
		H	75.75±0.02	72.66±0.02	72.42±0.02	72.00±0.02	73.52±0.02	75.63±0.03	73.36±0.09	69.30±0.03	74.04±0.02	75.36±0.03	73.40±0.05	75.58±0.17	75.39±0.01
		F	67.72±0.04	64.39±0.02	65.31±0.02	64.45±0.06	66.17±0.07	67.54±0.04	64.64±0.33	66.43±0.03	66.42±0.02	66.23±0.06	65.75±0.02	67.23±0.08	67.34±0.01
4	PGD	E	59.70±0.06	57.71±0.06	57.73±0.07	57.19±0.07	57.60±0.06	57.05±0.07	54.69±0.08	58.18±0.07	58.27±0.08	58.46±0.01	57.66±0.08	58.81±0.04	59.14±0.05
		M	68.40±0.05	65.67±0.06	66.20±0.05	65.44±0.06	66.75±0.07	67.44±0.06	65.04±0.06	64.47±0.04	66.95±0.05	66.81±0.04	66.28±0.02	67.63±0.18	68.12±0.05
		H	75.83±0.03	72.91±0.02	72.47±0.04	72.18±0.05	73.52±0.02	75.55±0.03	73.58±0.04	69.64±0.05	73.89±0.04	74.34±0.04	73.69±0.05	75.24±0.05	75.36±0.02
		F	68.01±0.02	65.41±0.01	65.44±0.05	65.05±0.05	66.22±0.02	66.49±0.04	64.63±0.04	64.82±0.04	66.32±0.02	66.14±0.04	65.86±0.01	66.84±0.06	67.37±0.02
5	FGSM	E	59.71±0.05	57.69±0.06	57.62±0.06	57.16±0.06	57.60±0.06	56.97±0.07	54.67±0.08	58.20±0.10	58.23±0.06	58.46±0.07	57.63±0.07	58.81±0.05	59.15±0.05
		M	68.37±0.02	66.10±0.01	66.38±0.04	65.70±0.03	67.03±0.06	68.27±0.04	65.61±0.06	65.16±0.05	67.30±0.02	67.84±0.07	66.78±0.02	68.16±0.23	68.11±0.02
		H	75.82±0.02	72.92±0.04	72.48±0.03	72.18±0.05	73.52±0.02	75.55±0.03	73.60±0.04	69.64±0.04	73.90±0.02	74.34±0.04	73.39±0.01	75.23±0.05	75.35±0.02
		F	68.00±0.02	65.41±0.02	65.54±0.04	65.05±0.04	66.22±0.02	66.50±0.06	64.65±0.04	64.82±0.03	66.34±0.03	66.15±0.06	65.87±0.01	66.95±0.35	67.37±0.01
6	W/O Attack	E	59.67±0.06	58.08±0.05	60.22±0.08	58.53±0.06	58.14±0.06	60.78±0.08	56.83±0.09	59.47±0.08	59.62±0.06	59.88±0.05	59.12±0.06	60.29±0.17	60.42±0.06
		M	68.28±0.06	66.14±0.01	67.11±0.06	66.35±0.06	67.00±0.06	68.98±0.06	66.26±0.05	65.41±0.06	67.53±0.03	68.41±0.06	67.15±0.06	68.56±0.30	68.59±0.06
		H	75.85±0.03	73.05±0.02	72.69±0.02	72.66±0.03	73.46±0.05	75.64±0.06	73.69±0.09	69.84±0.06	74.10±0.03	75.76±0.03	73.67±0.05	75.75±0.09	75.52±0.06
		F	67.93±0.06	65.76±0.06	66.68±0.06	65.85±0.06	66.20±0.06	68.47±0.06	65.59±0.06	64.91±0.06	67.08±0.08	68.02±0.06	66.65±0.08	68.14±0.32	68.11±0.06
	Avg. Accuracy	E	59.62±0.02	57.44±0.03	57.77±0.03	56.84±0.04	56.79±0.04	55.62±0.06	54.33±0.04	57.53±0.05	56.74±0.09	55.67±0.10	-	-	-
		M	68.34±0.01	65.88±0.01	66.41±0.01	65.59±0.02	66.94±0.02	67.24±0.19	65.43±0.03	64.97±0.02	67.08±0.02	66.85±0.18	-	-	-
		H	75.84±0.04	72.69±0.02	72.42±0.02	72.14±0.02	73.47±0.01	75.49±0.01	73.33±0.09	69.38±0.02	73.98±0.01	74.78±0.02	-	-	-
		F	67.90±0.06	64.87±0.06	65.02±0.06	64.41±0.06	65.12±0.05	65.45±0.05	63.65±0.07	63.42±0.29	64.53±0.04	64.46±0.13	-	-	-
	Avg. 3-Min Accuracy	E	59.55±0.05	57.05±0.04	57.02±0.06	56.05±0.07	55.73±0.07	52.33±0.12	53.25±0.07	56.43±0.07	54.77±0.16	52.41±0.17	-	-	-
		M	68.38±0.04	66.20±0.01	66.28±0.01	65.48±0.02	66.79±0.02	67.44±0.02	65.02±0.02	64.69±0.02	67.11±0.02	66.71±0.02	-	-	-
		H	75.80±0.02	72.42±0.02	72.29±0.01	71.93±0.02	73.42±0.02	75.36±0.03	73.05±0.09	69.04±0.03	73.92±0.01	74.17±0.03	-	-	-
		F	67.78±0.02	64.22±0.11	64.12±0.06	63.50±0.08	64.02±0.09	63.39±0.05	62.35±0.14	61.99±0.38	62.44±0.19	62.11±0.28	-	-	-
	Weighted Accuracy	E	59.53±0.06	56.93±0.06	56.94±0.06	55.93±0.08	54.63±0.14	48.21±0.27	52.23±0.08	55.55±0.14	52.18±0.33	47.45±0.35	-	-	-
		M	68.25±0.05	65.57±0.02	66.17±0.02	65.28±0.02	66.79±0.02	63.85±0.06	64.77±0.02	64.60±0.02	67.06±0.03	64.07±0.08	-	-	-
		H	75.78±0.02	72.37±0.02	72.20±0.01	71.92±0.03	73.41±0.01	75.30±0.02	72.98±0.02	68.99±0.04	73.91±0.01	74.08±0.03	-	-	-
		F	67.73±0.03	63.96±0.12	63.19±0.10	62.80±0.13	62.18±0.06	61.58±0.15	61.00±0.28	60.54±0.18	59.82±0.38	59.37±0.43	-	-	-