

# Direct data-driven control of linear time-varying systems

B. Nortmann and T. Mylvaganam

**Abstract**—An identification-free control design strategy for discrete-time linear time-varying systems with unknown dynamics is introduced. The closed-loop system (under state feedback) is parametrised with data-dependent matrices obtained from an ensemble of input-state trajectories collected offline. Subsequently, controllers guaranteeing bounded closed-loop trajectories, optimal performance and robustness to process and measurement noise are designed via convex feasibility and optimisation problems involving purely data-dependent linear matrix inequalities. For the special case of periodically time-varying systems, performance guarantees are achieved over an infinite horizon, based on data collected over a single, finite duration experiment. The results are demonstrated by means of an illustrative academic example and a practically motivated example involving a voltage source converter.

**Index Terms**—Data-driven control, LTV systems.

## I. INTRODUCTION

While *model-based control* has proven extremely powerful, obtaining accurate system models remains a challenge. In practice, exact system models are rarely available. However, modern processes generate and store large amounts of data. Consequently, methods have been developed to exploit this vast resource and use measured data - in different ways and with different objectives - to recover or replace system information. Examples include system identification [1], adaptive control [2] and learning control [3]. Many data-based approaches focus on identifying or updating a system model, which can then be used in a second step to design the control law using any “classical”, model-based technique. *Direct data-driven control* methods, on the other hand, skip the modelling step and aim to control the system directly using data. While this is not a new concept in control theory, the topic has recently attracted significant interest (see, *e.g.* [4], [5] for an overview of seminal work on direct data-driven control). Moreover, direct data-driven analysis and control may be feasible even when unique system identification is not [6].

A central question in direct data-driven control is how to substitute a system model with data. A recent line of research addresses this question via Willems et al.’s *fundamental lemma* [7]. In brief, the result states that all possible trajectories a linear time-invariant (LTI) system can produce can be parametrised by a single, finite-length input-output trajectory - provided the input sequence sufficiently excites the system dynamics. This result is used in [8], [9] to replace the system model and initial conditions in the context of model predictive control with a finite data sequence collected

offline. In [10] the fundamental lemma is used to derive a data-driven representation of discrete-time LTI systems in closed-loop with static state feedback, where the controller itself is parametrised using data only. The framework is used to formulate and solve the stabilisation and linear quadratic regulator (LQR) problems in terms of data-dependent linear matrix inequalities (LMIs). The finite-horizon LQR problem and suboptimal control of LTI systems are considered in [11] and [12], respectively. Challenges associated with direct data-driven control in the presence of noise are addressed for certain classes of control problems involving LTI systems in [13]–[16]. Inspired by the promising results related to LTI systems, extensions have been proposed for data from multiple data sets [17], certain classes of nonlinear systems [18]–[21], linear parameter-varying systems [22] and switched systems [23].

In this paper, the direct data-driven control framework originally presented in [10] (for LTI systems) is extended to linear time-varying (LTV) systems. Time-varying systems arise in a variety of practical problems, for instance high-speed aircraft experiencing varying aerodynamic coefficients and electrical circuits or chemical plants subject to changing behaviour. LTV models also result when linearising nonlinear systems around a trajectory or time-varying operating point [24]. The demand for model-free control approaches for LTV systems is apparent in the literature (see, *e.g.* [25]–[30]).

Differently from the existing literature, the control design approach presented herein does not require any iterative procedures or complex machine learning techniques. Instead, the closed-loop system under state feedback is directly parametrised using data. Both the cases of noise-free and noisy data are considered. In contrast to the related results for linear parameter-varying [22] and switched systems [23], the presented data-driven methods are applicable to (linear) *arbitrarily* time-varying systems and do not rely on any assumptions or prior knowledge of the system structure or parameter variation. However, it is shown how such knowledge can be exploited to simplify the analysis and derive asymptotic guarantees for the special case of periodically time-varying systems. Similarly to common system identification methods for linear (arbitrarily) time-varying systems (see *e.g.* [31]–[34]) our approach relies on the availability of an ensemble of data capturing the same underlying time-varying behaviour (as opposed to a single finite-length data sequence, as is required in the LTI case). Preliminary results, *i.e.* a direct data-driven approach to design controllers to ensure boundedness and optimality of closed-loop trajectories over a *finite horizon*, have been provided in [35]. Herein, we provide a complete analysis of these preliminary results. Moreover, we propose novel approaches

B. Nortmann and T. Mylvaganam are with the Department of Aeronautics, Imperial College London, London SW7 2AZ, UK.

to design controllers for large time-horizons, even when the open-loop system may be unstable, and we provide approaches to design controllers with robustness guarantees based on data affected by both measurement and process noise. In brief, the main contributions of this paper can be summarised as follows:

- i) We propose a model-free method to design controllers with boundedness, performance and robustness guarantees for linear (arbitrarily) time-varying systems directly using an ensemble of (noisy) input-state data, without assuming prior knowledge of the system structure or time-variation.
- ii) For the special case of periodically time-varying systems we present a method to design controllers with performance guarantees over an *infinite horizon*, based on data collected from a *single, finite-length* (noisy) experiment.
- iii) The efficacy of the aforementioned results is demonstrated via simulations involving an illustrative numerical example, as well as a voltage source converter.

The remainder of this paper is organised as follows. In Section II some preliminaries are provided. A data representation of the closed-loop LTV system under state feedback is introduced in Section III. In Section IV state feedback control laws, which ensure the trajectories of the closed-loop system satisfy a certain bound throughout a (finite) time window (considering arbitrary LTV systems), or that the zero equilibrium is stable (considering periodically time-varying systems) are provided in terms of data-dependent LMIs. In Section V the finite-horizon (considering arbitrary LTV systems) and infinite-horizon (considering periodically time-varying systems) LQR problems are solved via data-dependent semidefinite programmes (SDPs). The problem of designing controllers with robustness guarantees directly using noisy data is addressed in Section VI. The efficacy of the presented results is demonstrated via simulations on a practically motivated example involving a voltage source converter in Section VII, before some concluding remarks are provided in Section VIII. All examples utilise CVX [36] to solve the data-dependent optimisation problems.

**Notation.** The sets of real numbers, integers and natural numbers are denoted by  $\mathbb{R}$ ,  $\mathbb{Z}$  and  $\mathbb{N}$ , respectively. While  $I_n$  indicates the  $n \times n$  identity matrix, the zero matrix of appropriate dimension is denoted by 0. Given a matrix  $A$ ,  $\text{Tr}(A)$  denotes its trace. We write  $A \succ 0$  ( $A \succeq 0$ ) to denote that  $A$  is positive definite (positive semi-definite). In matrix inequalities, blocks (or matrices), which can be inferred by symmetry are denoted by  $\star$ . The block diagonal stacking of matrices  $A$  and  $B$  is written as  $\text{diag}(A, B)$ . Given a vector  $v \in \mathbb{R}^n$ ,  $\|v\|$  denotes its Euclidean norm and given a matrix  $M \in \mathbb{R}^{m \times n}$ ,  $\|M\|$  denotes the induced 2-norm of  $M$ . Given a signal  $z : \mathbb{Z} \rightarrow \mathbb{R}^\sigma$  the sequence  $\{z(k), z(k+1), \dots, z(k+T)\}$  is denoted by  $z_{[k, k+T]}$  with  $k, T \in \mathbb{Z}$  and we denote  $|z|_k = \sup\{\|z(j)\|, 0 \leq j \leq k\} \leq \infty$ . The space of square-summable sequences is denoted by  $\ell_2$ . A function  $\gamma : \mathbb{R}_{\geq 0} \rightarrow \mathbb{R}_{\geq 0}$  is said to be a class  $\mathcal{K}$ -function if it is continuous, strictly increasing and  $\gamma(0) = 0$ .

## II. PRELIMINARIES AND PROBLEM DEFINITION

Consider a discrete-time LTV system, described by

$$x(k+1) = A(k)x(k) + B(k)u(k), \quad (1)$$

where  $x \in \mathbb{R}^n$  is the state of the system,  $u \in \mathbb{R}^m$  is the control input and  $A(k)$  and  $B(k)$  denote the unknown time-varying dynamics and input matrices of appropriate dimensions, respectively. Our objective is to design state feedback controllers for the unknown LTV system (1) based solely on measurements of the state and input of the system. To this end we consider the subsequent standing assumption.

**Assumption 1.** The following conditions hold:

- i) the full state  $x$  is accessible for measurement,
- ii) it is possible to gather an ensemble of  $L$  input-state data sequences capturing the same time-varying behaviour for  $k = 0, \dots, T$ , with  $T \in \mathbb{N}$ .

The  $L$  input-state data sequences can be obtained via a sequence of physical experiments or via simulations<sup>1</sup>. Let  $u_{d,j,[0, T-1]}$ ,  $x_{d,j,[0, T]}$ , represent input-state data collected during the  $j^{\text{th}}$  experiment, for  $j = 1, 2, \dots, L$ , with  $L \in \mathbb{N}$ . While the specific experiment is indicated by the subscript  $j$ , the subscript  $d$  highlights that the input-state sequences contain *measured data* samples. Condition ii) of Assumption 1 requires that each experiment  $j$ ,  $j = 1, \dots, L$ , captures the same time-varying behaviour. This requirement is similar to data requirements typically encountered in ensemble methods for system identification of LTV systems and is readily satisfied by systems arising in a variety of applications. Examples include biomedical systems, nonlinear systems linearised along a particular trajectory and periodically varying systems [33]. Moreover, variations in environmental conditions that may result in different time-variations affecting each experiment in an ensemble can be considered as process noise, which is addressed in Section VI. Consider the matrices

$$X(k) = [x_{d,1}(k), x_{d,2}(k), \dots, x_{d,L}(k)], \quad (2a)$$

for  $k = 0, \dots, T$ , and

$$U(k) = [u_{d,1}(k), u_{d,2}(k), \dots, u_{d,L}(k)], \quad (2b)$$

for  $k = 0, \dots, T-1$ , which combine the data from all  $L$  experiments at each time step. Note that the collected data sequences abide by the linear dynamics (1), hence the data matrices  $X(k)$  and  $U(k)$  satisfy

$$\begin{aligned} X(k+1) &= A(k)X(k) + B(k)U(k) \\ &= [A(k) \ B(k)] \begin{bmatrix} X(k) \\ U(k) \end{bmatrix}, \end{aligned} \quad (3)$$

for  $k = 0, \dots, T-1$ .

We consider the direct data-driven solution of several classical control problems involving the unknown system (1). Thus, our main objectives are to provide solutions to the following two problems.

<sup>1</sup>Herein, we refer to the act of data collection as ‘‘experiment’’, regardless of whether the data is collected via experiments or simulations.

**Problem 1.** Derive a model-free representation of system (1) in closed-loop under state feedback using the data matrices  $X(k)$  and  $U(k)$ , for  $k = 0, \dots, T - 1$ .

**Problem 2.** Design state feedback controllers with boundedness, performance and robustness guarantees directly using data.

While Problem 1 is addressed in Section III, solutions to Problem 2 are proposed in Section IV (boundedness/stability), Section V (optimal control) and Section VI (robustness). Most results can be considered as the LTV equivalent to the results presented in [10] and related work, e.g. [12], [14], for LTI systems. However, the extension to the time-varying case introduces new challenges and requires a different approach to parametrise unknown systems directly using data, which we discuss in detail in this paper.

*Remark 1.* Consider the special case in which the time-variation of system (1) is  $\phi$ -periodic, for some  $\phi \in \mathbb{N}$ , i.e.

$$A(k + \phi) = A(k), \quad B(k + \phi) = B(k), \quad (4)$$

for all  $k \geq 0$ . While  $A(k)$  and  $B(k)$  are assumed to be unknown, the periodic nature and period  $\phi$  of the system may be known a priori. Then, exploiting periodicity, the requirement for an ensemble of  $L$  data sequences capturing the same time-variation for  $k = 0, \dots, \phi$  (condition ii) of Assumption 1) can be replaced by the requirement of one sufficiently long input-state data sequence capturing  $L$  periods, i.e. covering the time interval  $k = 0, \dots, \phi L$ . Moreover, the finite data sequence can be used to derive a model-free system representation *beyond* the interval  $k = 0, \dots, \phi L$ . These observations are utilised in Sections IV, V and VI to derive *infinite-horizon* results based on *finite-horizon* data.

### III. DATA-DRIVEN SYSTEM REPRESENTATION

Consider the system (1) in closed-loop with a state feedback control law  $u(k) = K(k)x(k)$ , i.e. consider

$$x(k + 1) = \left( A(k) + B(k)K(k) \right) x(k). \quad (5)$$

Following similar steps as have been introduced in [10] for LTI systems, it is possible to parametrise the closed-loop LTV system (5) in terms of data, as detailed in the following statement.

**Corollary 1.** *Suppose the rank condition*

$$\text{rank} \begin{bmatrix} X(k) \\ U(k) \end{bmatrix} = n + m, \quad (6)$$

*holds for  $k = 0, \dots, T - 1$ . Then, the closed-loop system (5) can equivalently be represented as*

$$x(k + 1) = X(k + 1)G(k)x(k), \quad (7)$$

where  $G(k) \in \mathbb{R}^{L \times n}$  satisfies

$$\begin{bmatrix} I_n \\ K(k) \end{bmatrix} = \begin{bmatrix} X(k) \\ U(k) \end{bmatrix} G(k), \quad (8)$$

for  $k = 0, \dots, T - 1$ .

*Proof.* The proof is analogous to the proof of Theorem 2 in [10], using the alternative time-varying data matrices defined in Section II.  $\square$

In Corollary 1 the sequence of control gains  $K(k)$  is parametrised using data through the identity (8). Thus, the matrices  $G(k)$ , for  $k = 0, \dots, T - 1$ , can be seen as decision variables, which can be used for identification-free design of state feedback controllers. The problem of finding matrix sequences  $G(k)$  solving a variety of common control problems, involving unknown LTV systems, directly using data is addressed in the following sections.

While Corollary 1 is similar to the results presented in [10, Theorem 2] and [11, Section 3.2], a noteworthy difference lies in the definition of the data matrices. Rather than containing data from a *single* input-state trajectory collected during a *single* experiment as in [10] and [11],  $X(k)$  and  $U(k)$  combine data from a *set of* experiments at each time step  $k$ , for  $k = 0, \dots, T - 1$ . This requirement is a result of the time-varying nature of system (1), which leads to a different data-driven system representation at each time instance.

*Remark 2.* The rank condition (6) can always be verified from the measured data. Note that a necessary condition for (6) to hold is that  $L \geq n + m$ . In most cases the rank condition is satisfied when the number of experiments  $L$  is chosen accordingly and the input sequence for each experiment is randomly generated.

*Remark 3.* For the results of Corollary 1 to hold it is required that the rank condition (6) holds for all  $0 \leq k \leq T - 1$ . Thus, it is required that each input-state data sequence  $j = 1, \dots, L$  in the ensemble must start at different initial conditions  $x_{d,j}(0)$ . If this is infeasible, a common starting point can be considered as the state at  $k = -1$  and different inputs can be applied for each experiment to obtain different state data at  $k = 0$ .

### IV. BOUNDED CLOSED-LOOP TRAJECTORIES AND STABILITY

Consider the problem of designing controllers which guarantee that the trajectories of the closed-loop system (5) satisfy a certain bound for all  $k = 0, \dots, T - 1$ . Analogous to the stabilisation problem in the LTI case (see [10, Theorem 3]) this problem can be formulated in terms of a convex feasibility problem with data-dependent linear matrix inequality and equality constraints. In the following we present this result, as well as alternative approaches to design controllers with boundedness guarantees for larger time horizons via *successive* sets of experiments. A method to design stabilising controllers for *periodically* time-varying systems is also provided.

#### A. Bounded closed-loop trajectories via data-dependent linear matrix inequalities

Consider the problem of controlling the LTV system (1) over a finite time horizon, with the aim of ensuring that the closed-loop trajectories remain close to the equilibrium throughout the considered horizon. A solution to this problem is provided in the following statement.

**Theorem 1.** Consider the system (1) and suppose an ensemble of input-state data is available to form the matrices (2a), (2b), such that the rank condition (6) holds, for  $k = 0, \dots, T - 1$ . Any sequences of matrices  $Y(k)$ ,  $P(k) = P(k)^\top$  satisfying

$$\begin{bmatrix} P(k+1) - I_n & X(k+1)Y(k) \\ Y(k)^\top X(k+1)^\top & P(k) \end{bmatrix} \succeq 0, \quad (9a)$$

$$X(k)Y(k) = P(k), \quad (9b)$$

for  $k = 0, \dots, T - 1$ , and

$$\eta I_n \preceq P(k) \preceq \rho I_n, \quad (9c)$$

for  $k = 0, \dots, T$ , where  $\eta \geq 1$  and  $\rho > \eta$  are finite constants, are such that the trajectories of the system (5), with

$$K(k) = U(k)Y(k)P(k)^{-1}, \quad (10)$$

for  $k = 0, \dots, T - 1$ , satisfy

$$\|x(k)\| \leq \sqrt{\frac{\rho}{\eta}} \left(1 - \frac{1}{\rho}\right)^{\frac{k}{2}} \|x(0)\|, \quad (11)$$

for  $k = 0, \dots, T$ .

*Proof.* To demonstrate the claim it is useful to consider the adjoint equation (see, e.g. [37, Chapter 3.1]) of the closed-loop system (5). Namely, consider

$$\xi(j) = A_{cl}(j)^\top \xi(j+1), \quad (12)$$

and note that the solution to (12) starting from  $\xi(k)$  is

$$\xi(j) = S_t(k, j)^\top \xi(k), \quad (13)$$

for  $j \leq k$ , where

$$S_t(k, j) = \begin{cases} A_{cl}(k-1)A_{cl}(k-2)\dots A_{cl}(j), & \text{for } j < k, \\ I_n, & \text{for } j = k, \end{cases}$$

denotes the state transition matrix corresponding to the closed-loop system (5), where  $A_{cl}(k) = A(k) + B(k)K(k)$ . Let  $\xi(k) \neq 0$  and suppose we can determine a sequence of matrices  $P(k)$  satisfying the condition (9c) and

$$A_{cl}(k)P(k)A_{cl}(k)^\top - P(k+1) + I_n \preceq 0, \quad (14)$$

for  $k = 0, \dots, T - 1$ , and consider the quadratic function

$$V_i(\xi(j)) = \xi(j)^\top P(j)\xi(j),$$

for  $j = 0, \dots, T$ . It follows from (12), (14) and (9c) that

$$\begin{aligned} V_i(\xi(j+1)) - V_i(\xi(j)) &\geq \|\xi(j+1)\|^2 \\ &\geq \frac{1}{\rho} \xi(j+1)^\top P(j+1)\xi(j+1), \end{aligned}$$

for  $j = 0, \dots, T - 1$ . Thus, we have that

$$\xi(j)^\top P(j)\xi(j) \leq \left(1 - \frac{1}{\rho}\right)^{k-j} \xi(k)^\top P(k)\xi(k),$$

for  $j = 0, \dots, T$ ,  $j \leq k \leq T$ . It then follows from (9c) that  $\eta \|\xi(j)\|^2 \leq \rho \left(1 - \frac{1}{\rho}\right)^{k-j} \|\xi(k)\|^2$ , which, using (13), in turn yields  $\|S_t(k, j)^\top \xi(k)\|^2 \leq \frac{\rho}{\eta} \left(1 - \frac{1}{\rho}\right)^{k-j} \|\xi(k)\|^2$ , and

$$\|S_t(k, j)^\top\|^2 = \|S_t(k, j)\|^2 \leq \frac{\rho}{\eta} \left(1 - \frac{1}{\rho}\right)^{k-j}, \quad (15)$$

for  $j = 0, \dots, T$ ,  $j \leq k \leq T$ . Noting that  $x(k) = S_t(k, j)x(j)$ , for  $k \geq j$ , (15) implies

$$\begin{aligned} \|x(k)\|^2 &= \|S_t(k, j)x(j)\|^2 \leq \|S_t(k, j)\|^2 \|x(j)\|^2 \\ &\leq \frac{\rho}{\eta} \left(1 - \frac{1}{\rho}\right)^{k-j} \|x(j)\|^2, \end{aligned} \quad (16)$$

for  $j = 0, \dots, T$ ,  $j \leq k \leq T$ . Letting  $j = 0$ , this yields (11).

It remains to be shown that the conditions (9a) and (9b) are equivalent to (14) for the choice of control gain (10). Using the result of Corollary 1 and defining  $Y(k) := G(k)P(k)$ , the condition (14) is equivalent to

$$\begin{cases} P(k+1) - I_n - X(k+1)Y(k)P(k)^{-1} \\ \quad \times Y(k)^\top X(k+1)^\top \succeq 0, \end{cases} \quad (17a)$$

$$\begin{cases} X(k)Y(k) = P(k), \end{cases} \quad (17b)$$

$$\begin{cases} U(k)Y(k) = K(k)P(k), \end{cases} \quad (17c)$$

for  $k = 0, \dots, T - 1$ . While (17c) is satisfied by the choice of  $K(k)$  given in (10) (with  $P(k)$  invertible, for all  $0 \leq k \leq T$ , by (9c)), the equality (17b) is enforced via (9b). By Schur complement the quadratic inequality (17a) is equivalent to the LMI constraint (9a), which concludes the proof.  $\square$

### B. Stabilisation via successive ensembles of experiments

The data-driven system representation introduced in Section III relies on open-loop data. Due to the time-varying nature of the system dynamics (1) we require (differently from the LTI case) the data sequences to cover the *entire* time horizon of interest. For unstable systems with high divergence rates this may lead to numerical issues if we are interested in bounding the trajectories of the closed-loop system over large time horizons. Similar issues are encountered in the LTI case, see [10], for which the finite data sequence needs to be sufficiently long. A possible solution, where multiple short data sequences and the notion of ‘‘collective persistency of excitation’’ are used in place of a single (longer) data sequence for the data parametrisation, is provided in [17]. However, since the data ensembles in the *time-varying* case are required to capture the time-variation over the entire time horizon of interest, such a strategy is not viable when considering LTV systems. The issue can instead be overcome by collecting successive sets of data sequences covering different subintervals of the considered time horizon. Namely, suppose we wish to design a controller such that closed-loop trajectories satisfy (11) for  $k = 0, \dots, T$ . Rather than applying the results of Theorem 1 directly to the entire time horizon  $k = 0, \dots, T$ , the time interval is split into  $N_i \in \mathbb{N}$  subintervals

$$\mathcal{I}_i = \{T_{i-1}, \dots, T_i\} \quad (18)$$

for  $i = 1, \dots, N_i$ , with  $T_0 = 0$  and  $T_{N_i} = T$ . Input-state data for the first interval  $\mathcal{I}_1$  is collected from a set of  $L$  open-loop experiments. The data is used to derive a state feedback control gain sequence  $K_1(k)$  which ensures that (11) holds for  $k = 0, \dots, T_1 - 1$  using the result of Theorem 1. Data ensembles for the following subintervals  $\mathcal{I}_i$ ,  $i = 2, \dots, N_i$  are collected by applying feedback inputs for the time steps covered by the previous intervals, *i.e.*  $k = 0, \dots, T_{i-1} - 2$ , to ensure that the

state-trajectories remain close to the equilibrium, and open-loop “exploring inputs”  $u_{\text{exp}}(k)$ , for  $k = T_{i-1} - 1, \dots, T_i - 1$ , to excite the dynamics and gather sufficiently informative data for the system representation in the  $i$ -th interval. Thus, the input for each experiment  $j = 1, \dots, L$  in each successive ensemble  $i = 1, \dots, N_i$  is chosen as<sup>2</sup>

$$u_{d,i,j}(k) = \begin{cases} K_{i-1}(k)x_{d,i,j}(k), & \text{for } k = 0, \dots, T_{i-1} - 2, \\ u_{\text{exp},i,j}(k), & \text{for } k = T_{i-1} - 1, \dots, T_i - 1, \end{cases} \quad (19)$$

with  $T_0 = 0$ . Data gathered from each ensemble  $i = 1, \dots, N_i$  is used to form data matrices for the corresponding interval  $I_i$ , which can be used for model-free control design. Namely, consider the matrices

$$X_i(k) = [x_{d,i,1}(k), x_{d,i,2}(k), \dots, x_{d,i,L}(k)], \quad (20a)$$

for  $k = T_{i-1}, \dots, T_i$ , and

$$U_i(k) = [u_{d,i,1}(k), u_{d,i,2}(k), \dots, u_{d,i,L}(k)], \quad (20b)$$

for  $k = T_{i-1}, \dots, T_i - 1$ . To streamline the presentation, the following result provides a system representation based on data from successive ensembles of experiments.

**Lemma 1.** *Suppose the rank condition*

$$\text{rank} \begin{bmatrix} X_i(k) \\ U_i(k) \end{bmatrix} = n + m, \quad (21)$$

holds for  $k = T_{i-1}, \dots, T_i - 1$ ,  $i = 1, \dots, N_i$ ,  $T_0 = 0$ , for data gathered during  $N_i$  ensembles of experiments for system (1). Then, the closed-loop system (5) can equivalently be represented as

$$x(k+1) = X_i(k)G(k)x(k), \quad (22)$$

where  $G(k)$  satisfies

$$\begin{bmatrix} I_n \\ K(k) \end{bmatrix} = \begin{bmatrix} X_i(k) \\ U_i(k) \end{bmatrix} G(k), \quad (23)$$

for  $k = T_{i-1}, \dots, T_i - 1$ ,  $i = 1, \dots, N_i$ , with  $T_0 = 0$ .

*Proof.* Consider the sequences of data matrices  $X_a(k)$ ,  $U_a(k)$  and  $X_b(k)$ ,  $U_b(k)$  obtained from two different ensembles ( $a$  and  $b$ ) of open-loop experiments for the same system (1) for  $k = 0, \dots, T$ , i.e. spanning the entire time horizon, and satisfying (6) for  $k = 0, \dots, T - 1$ . Using the result of Corollary 1 the closed-loop system dynamics (5) can equivalently be represented in terms of either of the two data matrix sequences, i.e.

$$x(k+1) = X_a(k+1)G_a(k)x(k) = X_b(k+1)G_b(k)x(k), \quad (24)$$

where  $G_a(k) \in \mathbb{R}^{L \times n}$  and  $G_b(k) \in \mathbb{R}^{L \times n}$  satisfy

$$\begin{bmatrix} I_n \\ K(k) \end{bmatrix} = \begin{bmatrix} X_a(k) \\ U_a(k) \end{bmatrix} G_a(k), \quad \begin{bmatrix} I_n \\ K(k) \end{bmatrix} = \begin{bmatrix} X_b(k) \\ U_b(k) \end{bmatrix} G_b(k),$$

<sup>2</sup>The exploring inputs start at  $k = T_{i-1} - 1$ , one time step before the start of interval  $I_i$ , to excite the state response and hence ensure different “initial conditions” for the data collection interval at  $k = T_{i-1}$  for each experiment in the ensemble. The motivation for this is as detailed in Remark 3.

for  $k = 0, \dots, T - 1$ . Alternatively, the closed-loop system (5) can be represented using data from ensemble  $a$  for  $k = 0, \dots, T_a - 1$ , for any  $T_a < T$ , and data from ensemble  $b$  for the remaining time instances  $k = T_a, \dots, T - 1$ , i.e.

$$x(k+1) = \begin{cases} X_a(k+1)G_a(k), & k = 0, \dots, T_a - 1, \\ X_b(k+1)G_b(k), & k = T_a, \dots, T - 1. \end{cases}$$

Now letting

$$G(k) = \begin{cases} G_a(k), & k = 0, \dots, T_a - 1, \\ G_b(k), & k = T_a, \dots, T - 1, \end{cases}$$

the closed-loop system (5) can equivalently be represented as  $x(k+1) = X_i(k+1)G(k)$ , for  $k = 0, \dots, T - 1$ , with  $i = a$  for  $k = 0, \dots, T_a - 1$  and  $i = b$  for  $k = T_a, \dots, T - 1$ . Using the same argument, the time horizon of interest can be split into multiple subintervals, and data from multiple different ensembles of experiments covering the corresponding subintervals can be used to represent the system directly using data. In this case the rank condition on the data matrices is only required to hold for the corresponding subinterval, leading to (21). The choice of intervals  $I_i$  as in (18) and data matrices (20b) and (20a), for  $i = 1, \dots, N_i$ , with  $T_0 = 0$ , yield (22) - (23) for  $k = T_{i-1}, \dots, T_i - 1$ ,  $i = 1, \dots, N_i$ , and  $T_0 = 0$ .  $\square$

The result of Lemma 1 facilitates an alternative approach to design data-driven controllers via successive ensembles of experiments.

**Corollary 2.** *Consider system (1) and suppose  $l > 1$  successive ensembles of input-state data are available to form the matrices (20a), (20b), such that the rank condition (21) holds for  $k = T_{i-1}, \dots, T_i - 1$ ,  $i = 1, \dots, l$ , with  $T_0 = 0$ . Any sequences of matrices  $Y_l(k)$ ,  $P_l(k) = P_l(k)^\top$  satisfying*

$$\begin{bmatrix} P_l(k+1) - I_n & X_i(k+1)Y_l(k) \\ Y_l(k)^\top X_i(k+1)^\top & P_l(k) \end{bmatrix} \succeq 0, \quad (25a)$$

$$X_i(k)Y_l(k) = P_l(k), \quad (25b)$$

for  $k = T_{i-1}, \dots, T_i - 1$ ,  $i = 1, \dots, l$ ,  $T_0 = 0$ , and

$$\eta I_n \preceq P_l(k) \preceq \rho I_n, \quad (25c)$$

for  $k = 0, \dots, T_l$ , where  $\eta \geq 1$  and  $\rho > \eta$  are finite constants, are such that the trajectories of the system (5), with

$$K(k) = K_l(k) = U_i(k)Y_l(k)P_l(k)^{-1}, \quad (26)$$

for  $k = T_{i-1}, \dots, T_i - 1$ ,  $i = 1, \dots, l$ ,  $T_0 = 0$  satisfy (11) for  $k = 0, \dots, T_l$ .

*Proof.* The proof is analogous to that of Theorem 1, using the result of Lemma 1 (in place of Corollary 1) to represent the closed-loop system under state feedback using data from multiple ensembles covering successive time intervals  $I_1$  to  $I_l$ . Namely, (11) is satisfied for  $k = 0, \dots, T_l$  if there exists a sequence  $P_l(k) = P_l(k)^\top$  satisfying (25c) and

$$P_l(k+1) - I_n - X_i(k+1)G(k)P_l(k)G(k)^\top X_i(k+1)^\top \succeq 0, \quad (27)$$

with  $G(k)$  satisfying (23), for  $k = T_{i-1}, \dots, T_i - 1$ ,  $i = 1, \dots, l$ , and  $T_0 = 0$ . Via the change of variables  $Y_l(k) :=$

$G(k)P_1(k)$  and by taking the Schur complement, (27) can be written as the LMI (25a). The upper row block of (23) is enforced via (25b) and the lower row block in (23) is satisfied by the choice of control gain (26).  $\square$

Using the result of Theorem 1 for the first subinterval  $\mathcal{I}_1$  and the result of Corollary 2 repeatedly, for  $l = 2, \dots, N_i$ , data from successive ensembles of experiments, covering increasing time horizons, can be used to design a control gain sequence  $K_{N_i}(k)$  guaranteeing that (11) holds for the entire time horizon, *i.e.* for  $k = 0, \dots, T$ . This approach overcomes issues that may arise when the (unknown) LTV system is open-loop unstable, as illustrated in the following example.

*Illustrative Example.* Consider the scalar LTV system

$$x(k+1) = (1.3 + 0.08 \sin(0.05k) \cos(0.1k))x(k) + 0.2 \cos(0.2k)u(k), \quad (28)$$

which is open-loop unstable. Consider the case in which we wish to determine a control gain sequence ensuring (11) holds, for  $k = 0, \dots, T$ , with  $T = 150$ . In an attempt to solve the problem via Theorem 1, Figure 1 shows the input-state data for an ensemble of  $L = 2$  experiments covering the entire time horizon, starting from random initial conditions. The state trajectories diverge rapidly resulting in that (9) cannot be solved successfully. Considering instead Corollary 2, Figure

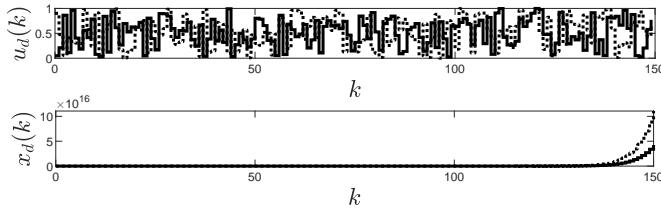


Fig. 1. Time histories of the input and state of system (28) from an ensemble of two experiments, (indicated by the solid and dotted lines), for  $k = 0, \dots, T$ , starting from random initial conditions.

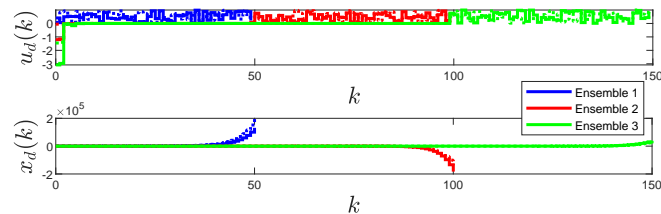


Fig. 2. Time histories of the input and state of system (28) for three successive ensembles (covering intervals up to  $T_1$ ,  $T_2$  and  $T_3$  indicated in blue, red and green, respectively) of two experiments (indicated by the solid and dotted lines), starting from random initial conditions.

2 shows input-state data collected over the same time horizon, by performing three (*i.e.*  $N_i = 3$ ) successive ensembles of  $L = 2$  experiments, with  $T_1 = 50$ ,  $T_2 = 100$  and  $T_3 = T = 150$ . The first ensemble involves open-loop experiments starting from random initial conditions covering the interval  $\mathcal{I}_1$ , *i.e.*  $k = 0, \dots, T_1$ , and gives the data matrices

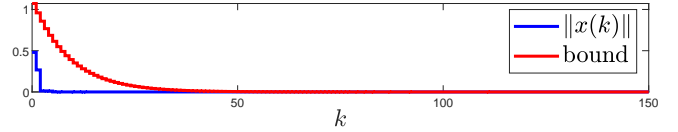


Fig. 3. Time history of the state of the closed-loop system (28) with  $K_3(k)$  obtained using data from three successive ensembles.

$X_1(k)$  and  $U_1(k)$ . Using this data, (9) is solved to obtain a gain sequence  $K_1(k)$  that guarantees (11) for  $k = 0, \dots, T_1$ . The second ensemble of data sequences covers the time interval  $k = 0, \dots, T_2$ , with initial conditions  $x_{d,2,j}(0)$  again chosen randomly. The input is given by (19), for  $i = 2$ , to gather open-loop data for  $k = T_1, \dots, T_2$  (*i.e.*  $\mathcal{I}_2$ ), and to form  $X_2(k)$  and  $U_2(k)$ . A gain sequence  $K_2(k)$  guaranteeing (11) holds, for  $k = 0, \dots, T_2$ , is determined using Corollary 2 with  $l = 2$ . The same steps are repeated for  $\mathcal{I}_3$ , leading to a gain sequence  $K_3(k)$  ensuring that (11) holds, for  $k = 0, \dots, T$ , as illustrated in Figure 3, which shows the bound (11) (red) and the closed-loop response, subject to the initial condition  $x_0 = 0.4795$  (blue). Namely, whereas a solution to (9) could not be determined due to the state diverging rapidly during the open-loop experiments, the feasibility problems (25) were solved over successive intervals following the approach of Corollary 2, yielding a control gain sequence that solves the considered control task.

*Remark 4.* If the nature of the considered system allows to start experiments partway through the time-varying behaviour we would like to capture, *i.e.* at  $k = \bar{k} > 0$ , open-loop data for the matrices  $X_i(k)$  and  $U_i(k)$  can be collected by performing an ensemble of open-loop experiments for  $k = T_{i-1}, \dots, T_i$ , rather than starting at  $k = 0$  and applying state feedback inputs for the interval covered by the previous data sets. This removes the need to solve problem (25) repeatedly after each ensemble.

While the result of Corollary 2 allows to design controllers that ensure (11) holds for large time horizons even if the open-loop system is unstable, it still requires a feasibility problem to be solved over the full time horizon. This is impractical in the limit as  $T \rightarrow \infty$  (*e.g.* when considering stability), as this involves infinitely many decision variables. The approach is also somewhat inefficient if all experiments are required to run from  $k = 0$  and (25) is solved repeatedly after each ensemble  $i$ , covering both the newly explored interval  $k = T_{i-1}, \dots, T_i$  and the interval  $k = 0, \dots, T_{i-1}$  covered by the previous ensembles. A suitable control gain sequence can instead be found sequentially for each subinterval by introducing an additional constraint as detailed in the following.

**Corollary 3.** Consider the system (1) and suppose an ensemble of input-state data is available to form the data matrices  $X_l(k)$  and  $U_l(k)$  as defined in (20a) and (20b), with  $i = l$ ,  $l > 1$ , such that the rank condition (21) holds for  $k = T_{l-1}, \dots, T_l - 1$ . Assume sequences of matrices  $Y_{l-1}(k)$  and  $P_{l-1}(k)$  satisfying (25), for  $k = 0, \dots, T_{l-1} - 1$ , with  $\eta = \tilde{\eta}$  and  $\rho = \tilde{\rho}$  and hence a state feedback control gain sequence  $K_{l-1}(k)$ , which guarantees the bound (11) (with  $\eta = \tilde{\eta}$  and  $\rho = \tilde{\rho}$ ) on the trajectories of the closed-loop system

(5) for  $k = 0, \dots, T_{l-1}$ , are available from previous ensembles of experiments. A control gain sequence  $K_l(k)$ , which extends  $K_{l-1}$  to the interval  $\mathcal{I}_l$  and guarantees the trajectories of (5), with  $K(k) = K_l(k)$ , satisfy (11) (with  $\eta = \tilde{\eta}$  and  $\rho = \tilde{\rho}$ ), for  $k = 0, \dots, T_l$ , is given by

$$K_l(k) = \begin{cases} K_{l-1}(k), & k = 0, \dots, T_{l-1} - 1, \\ U_l(k) \tilde{Y}_l(k) \tilde{P}_l(k)^{-1}, & k = T_{l-1}, \dots, T_l - 1, \end{cases} \quad (29)$$

with  $\tilde{Y}_l(k)$ ,  $\tilde{P}_l(k)$  satisfying

$$\begin{bmatrix} \tilde{P}_l(k+1) - I_n & X_l(k+1) \tilde{Y}_l(k) \\ \tilde{Y}_l(k)^\top X_l(k+1)^\top & \tilde{P}_l(k) \end{bmatrix} \succeq 0, \quad (30a)$$

$$X_l(k) \tilde{Y}_l(k) = \tilde{P}_l(k), \quad (30b)$$

for  $k = T_{l-1}, \dots, T_l - 1$ ,

$$\tilde{\eta} I_n \preceq \tilde{P}_l(k) \preceq \tilde{\rho} I_n, \quad (30c)$$

for  $k = T_{l-1}, \dots, T_l$ , and

$$\tilde{P}_l(T_{l-1}) - I_n - F_{l-1} \succeq 0, \quad (30d)$$

with  $F_{l-1} = X_{l-1}(T_{l-1}-1) Y_{l-1}(T_{l-1}-1) P_{l-1}(T_{l-1}-1)^{-1} Y_{l-1}(T_{l-1}-1)^\top X_{l-1}(T_{l-1}-1)^\top$ .

*Proof.* The result follows from Corollary 2. Rather than solving the feasibility problem (25) for the full time horizon  $k = 0, \dots, T_l$ , after the  $l^{\text{th}}$  ensemble of experiments, the solution obtained after the previous ensemble is reused and "extended" by solving a feasibility problem covering only the newly explored interval  $\mathcal{I}_l$ . The constraints (30a) - (30c) correspond to (25a) - (25c) and the satisfaction of constraint (25a) at the boundary between successive intervals is guaranteed by the additional (LMI) constraint (30d). Hence,

$$Y_l(k) = \begin{cases} Y_{l-1}(k), & k = 0, \dots, T_{l-1} - 1, \\ \tilde{Y}_l(k), & k = T_{l-1}, \dots, T_l - 1, \end{cases}$$

$$P_l(k) = \begin{cases} P_{l-1}(k), & k = 0, \dots, T_{l-1} - 1, \\ \tilde{P}_l(k), & k = T_{l-1}, \dots, T_l, \end{cases}$$

satisfy (25) for  $k = 0, \dots, T_l$ .  $\square$

The result of Corollary 3 allows to find a control gain sequence such that the resulting closed-loop trajectories satisfy (11) (over a potentially long time horizon) without knowledge of the system dynamics, by solving (9) for the first subinterval and successively solving (30) for  $l = 2, \dots, N_i$ , using data from successive ensembles of experiments for the subsequent subintervals. This approach has the advantage of reducing the computational complexity of the optimisation problem to be solved after each ensemble of experiments, due to the presence of fewer decision variables with respect to the approach in Corollary 2. However, the feasible solution set of (30) is a subset of that of problems (25) and (9). Hence, solving the problem sequentially for different subintervals is more restrictive than solving over the entire time horizon and it might not be possible to find a solution to problem (30) even though a solution to (25) (and (9)) exists.

*Remark 5.* In the limit as  $T \rightarrow \infty$  the result of Corollary 3 presents a method to design stabilising state feedback controllers for unknown LTV systems, using successively obtained finite-length data sets.

The results of Corollary 2 and Corollary 3 present a low-complexity learning framework of bounding controllers for LTV systems, relying only on finite-length data sequences and the solution of convex feasibility problems. Despite requiring offline experiments, the presented approach, relying on successive ensembles of experiments to capture time-variations, is a step towards online learning of stabilising controllers.

### C. Stabilisation of periodically time-varying systems

Considering periodically time-varying systems, the nature of the time-variation can be exploited to make statements about asymptotic behaviour, using the following result.

**Lemma 2** ([37, Chapter 3.1]). *The closed-loop LTV system (5) is exponentially stable if and only if there exists a bounded symmetric matrix sequence  $\eta I_n \preceq P(k) \preceq \rho I_n$ , where  $\eta \geq 1$  and  $\rho > \eta$  are finite constants, such that (14) is satisfied for all  $k \geq 0$ . Moreover, if the system dynamics are  $\phi$ -periodic the system is exponentially stable if and only if there exists a  $\phi$ -periodic solution  $P(k)$  to (14).*

Using Lemma 2 and exploiting periodicity, stabilising controllers for linear periodically time-varying systems can be designed using only a single, finite-length data sequence.

**Corollary 4.** *Consider the linear periodically time-varying system (1), (4) and suppose input-state data is available to form the matrices (2a), (2b)<sup>3</sup>, such that the rank condition (6) holds, for  $k = 0, \dots, \phi - 1$ . Any matrix sequences  $Y(k)$ ,  $P(k) = P(k)^\top$  satisfying (9) for  $k = 0, \dots, \phi - 1$ , where  $\eta \geq 1$  and  $\rho > \eta$  are finite constants, and*

$$P(\phi) = P(0), \quad (31)$$

*are such that the system (5), (4), with  $K(k)$  given by (10), for  $k = 0, \dots, \phi - 1$ , and  $K(k + n_p \phi) = K(k)$ , for all  $n_p \geq 0$ , is exponentially stable.*

*Proof.* By Lemma 2, it follows that we only need to find a control gain sequence  $K(k)$  and symmetric matrix sequence  $P(k)$  satisfying (14) for one period, i.e. for  $k = 0, \dots, \phi$ , to design stabilising controllers for the considered system. Then, using the result of Corollary 1 and following steps similar to those in the proof of Theorem 1, it can be shown that the condition (14) is equivalent to (9), with the additional constraint (31) in place to ensure that  $P(k)$  is periodic.  $\square$

## V. OPTIMAL CONTROL

Convex programmes involving LMIs arise in a variety of control problems, suggesting that methods similar to those utilised in Section IV can be used to derive data-driven solutions to a wider range of problems. We start by considering the time-varying LQR problem.

<sup>3</sup>Such data may stem from a single experiment of length  $L\phi$ , or from an ensemble of  $L$  experiments of length  $\phi$  (see Remark 1).

### A. The LQR problem and formulation as a convex programme

We first recall some well-known results regarding the finite and infinite-horizon LQR problems, their solution, and their formulation as a convex optimisation problem.

*Finite-horizon LQR:* Consider system (1) and suppose we are interested in finding the optimal control sequence  $\{u^*(0), u^*(1), \dots, u^*(N-1)\}$  as a function of the state, which minimises the quadratic cost functional

$$J(x(k), u(k)) = x(N)^\top Q_f x(N) + \sum_{k=0}^{N-1} (x(k)^\top Q(k)x(k) + u(k)^\top R(k)u(k)), \quad (32)$$

over the time horizon  $N \in \mathbb{N}$ , starting from the initial condition  $x(0) = x_0$ , with  $Q_f = Q_f^\top \succeq 0$ ,  $Q(k) = Q(k)^\top \succeq 0$  and  $R(k) = R(k)^\top \succ 0$ , for  $k = 0, \dots, N-1$ .

The solution to the finite-horizon LQR problem is given by

$$u^*(k) = K^*(k)x(k), \quad (33)$$

with the time-varying gain matrix  $K^*(k)$  given by

$$K^*(k) = - (R(k) + B(k)^\top \bar{P}(k+1)B(k))^{-1} \times B(k)^\top \bar{P}(k+1)A(k), \quad (34)$$

where the symmetric and positive-definite matrix  $\bar{P}(k)$ , with  $\bar{P}(N) = Q_f$ , is the solution of the difference Riccati equation

$$\begin{aligned} \bar{P}(k) &= Q(k) + A(k)^\top \bar{P}(k+1)A(k) \\ &- A(k)^\top \bar{P}(k+1)B(k) (R(k) + B(k)^\top \bar{P}(k+1)B(k))^{-1} \\ &\quad \times B(k)^\top \bar{P}(k+1)A(k), \end{aligned} \quad (35)$$

for  $k = 0, \dots, N-1$  (see e.g. [38, Chapter 4.1]).

To derive a solution to the optimal control problem involving data-dependent LMIs, an equivalent formulation of the LQR problem is considered - the covariance selection problem (see [39]). Building upon this formulation it can be shown (see [11, Sections 2.1,3.1])<sup>4</sup> that solving the finite-horizon LQR problem is equivalent to solving the optimisation problem

$$\begin{aligned} \min_{\mathcal{S}, \mathcal{K}, \mathcal{O}} \quad & \mathbf{Tr}(Q_f S(N)) \\ & + \sum_{k=0}^{N-1} \left( \mathbf{Tr}(Q(k)S(k)) + \mathbf{Tr}(O(k)) \right) \end{aligned} \quad (36a)$$

s.t.

$$S(0) \succeq I_n, \quad (36b)$$

$$S(k+1) - I_n$$

$$- (A(k) + B(k)K(k)) S(k) (A(k) + B(k)K(k))^\top \succeq 0, \quad (36c)$$

$$O(k) - R(k)^{1/2} K(k) S(k) K(k)^\top R(k)^{1/2} \succeq 0, \quad (36d)$$

for  $k = 0, \dots, N-1$ , with  $\mathcal{S} := \{S(1), \dots, S(N)\}$ ,  $\mathcal{O} := \{O(0), \dots, O(N-1)\}$  and  $\mathcal{K} := \{K(0), \dots, K(N-1)\}$ . The optimal gain sequence for the feedback law (33) is given by the solution  $\mathcal{K}^*$ .

<sup>4</sup>While [11] concerns LTI systems, all arguments readily extend to the time-varying case.

*Infinite-horizon LQR:* The infinite-horizon LQR problem consists in finding a stabilising control sequence  $u^*(k)$ , for all  $k \geq 0$ , minimising

$$J(x(k), u(k)) = \sum_{k=0}^{\infty} (x(k)^\top Q(k)x(k) + u(k)^\top R(k)u(k)), \quad (37)$$

with  $Q(k) = Q(k)^\top \succeq 0$  and  $R(k) = R(k)^\top \succ 0$ , for all  $k \geq 0$ .

Assuming the pair  $(A(k), B(k))$  is stabilisable and the pair  $(A(k), Q(k)^{1/2})$  is detectable, for all  $k \geq 0$ , the solution to the infinite-horizon LQR problem is given by (33)-(35), for all  $k \geq 0$ . If all time variations are  $\phi$ -periodic, i.e. (4) holds,  $Q(k+\phi) = Q(k)$  and  $R(k+\phi) = R(k)$ , then the solution  $\bar{P}(k)$  of (35) is also  $\phi$ -periodic, i.e.  $\bar{P}(k+\phi) = \bar{P}(k)$  [37, Chapter 3.1].

Using the covariance selection formulation the solution to the infinite-horizon LQR problem for LTV systems can be found by considering (36), with  $Q_f = 0$ , in the limit as  $N \rightarrow \infty$  (see, e.g. [39]). Via some algebraic manipulations the quadratic constraints (36c), (36d) can be written as LMIs. Hence, the optimisation problem (36) can be transformed into a convex programme. This technique has been used to formulate the finite-horizon and infinite-horizon LQR problems for LTI systems as data-dependent convex programmes [10], [11]. Similar results for LTV systems are provided in the following.

### B. Finite-horizon LQR via data-dependent SDP

Using the result of Corollary 1 and the equivalent LQR formulation (36) the finite-horizon LQR problem is formulated as a data-dependent SDP in the following statement.

**Theorem 2.** Consider the system (1) and suppose an ensemble of input-state data is available to form the matrices (2a), (2b), such that the rank condition (6) holds for  $k = 0, \dots, N-1$ . The optimal state feedback control gain sequence  $\{K^*(0), K^*(1), \dots, K^*(N-1)\}$  solving the finite-horizon LQR problem is given by

$$K^*(k) = U(k)H^*(k)S^*(k)^{-1}, \quad (38)$$

for  $k = 0, \dots, N-1$ , with  $H^*(k)$  and  $S^*(k)$  the solution of

$$\begin{aligned} \min_{\mathcal{S}, \mathcal{H}, \mathcal{O}} \quad & \mathbf{Tr}(Q_f S(N)) \\ & + \sum_{k=0}^{N-1} \left( \mathbf{Tr}(Q(k)S(k)) + \mathbf{Tr}(O(k)) \right) \end{aligned} \quad (39a)$$

s.t.

$$S(0) \succeq I_n, \quad (39b)$$

$$\begin{bmatrix} S(k+1) - I_n & X(k+1)H(k) \\ H(k)^\top X(k+1)^\top & S(k) \end{bmatrix} \succeq 0, \quad (39c)$$

$$\begin{bmatrix} O(k) & R(k)^{1/2}U(k)H(k) \\ H(k)^\top U(k)^\top R(k)^{1/2} & S(k) \end{bmatrix} \succeq 0, \quad (39d)$$

$$S(k) = X(k)H(k), \quad (39e)$$

for  $k = 0, \dots, N-1$ , where  $\mathcal{S} = \{S(1), \dots, S(N)\}$ ,  $\mathcal{H} = \{H(0), \dots, H(N-1)\}$  and  $\mathcal{O} = \{O(0), \dots, O(N-1)\}$ .



*Proof.* The proof lies in demonstrating that (39) is equivalent to (36). Note that (39a) and (39b) are the same as (36a) and (36b). Let  $H(k) := G(k)S(k)$  and note that  $S(k) \succeq I_n$  for  $k \geq 0$ . By Corollary 1 and by taking the Schur complement, (36c) - (36d) are equivalent to (39c) - (39d), with (39e) and  $U(k)H(k) = K(k)S(k)$  (which correspond to (8)) introduced to the constraints. The latter is satisfied by the choice of control gain (38), which concludes the proof.  $\square$

*Remark 6.* Numerical issues that may arise when representing unstable LTV systems with open-loop data can be addressed by using the approach of Lemma 1. Alternatively, if a (sub-optimal) controller  $\hat{u}_{\bar{K}}(k) = \hat{K}(k)x_d(k)$ , which prevents the closed-loop trajectories from diverging rapidly, is known (such controller could, *e.g.* be obtained using the results of Section IV), experiments can be performed on the closed-loop system by superimposing a sufficiently informative signal  $\hat{u}_d(k)$  to ensure the rank condition (6) is satisfied with respect to the input  $u_d(k) = \hat{u}_{\bar{K}}(k) + \hat{u}_d(k)$ , for  $k = 0, \dots, N-1$ .

### C. Infinite-horizon LQR via data-dependent SDP for periodically time-varying systems

Considering linear periodically time-varying systems, the infinite-horizon LQR problem can be formulated as a SDP with a finite number of decision variables, which can be solved directly using a single, finite-length input-state data sequence.

**Corollary 5.** Consider the linear periodically time-varying system (1), (4) and suppose input-state data is available to form the matrices (2a), (2b), such that the rank condition (6) holds, for  $k = 0, \dots, \phi-1$ . Consider the infinite-horizon LQR problem with (37) such that  $Q(k+\phi) = Q(k)$  and  $R(k+\phi) = R(k)$ , for all  $k \geq 0$ . The optimal control gain sequence is given by (38), for  $k = 0, \dots, \phi-1$ , and  $K^*(k+n_p\phi) = K^*(k)$ , for all  $n_p \geq 0$ , with  $H^*(k)$ ,  $S(k)^*$  the solution of

$$\min_{\mathcal{S}, \mathcal{H}, \mathcal{O}} \sum_{k=0}^{\phi-1} \left( \text{Tr}(Q(k)S(k)) + \text{Tr}(O(k)) \right) \quad (40a)$$

s.t.

$$S(0) \succeq I_n, \quad (40b)$$

$$\begin{bmatrix} S(k+1) - I_n & X(k+1)H(k) \\ H(k)^\top X(k+1)^\top & S(k) \end{bmatrix} \succeq 0, \quad (40c)$$

$$\begin{bmatrix} O(k) & R(k)^{1/2}U(k)H(k) \\ H(k)^\top U(k)^\top R(k)^{1/2} & S(k) \end{bmatrix} \succeq 0, \quad (40d)$$

$$S(k) = X(k)H(k), \quad (40e)$$

$$S(\phi) = S(0), \quad (40f)$$

for  $k = 0, \dots, \phi-1$ , where  $\mathcal{S} = \{S(1), \dots, S(\phi)\}$ ,  $\mathcal{H} = \{H(0), \dots, H(\phi-1)\}$  and  $\mathcal{O} = \{O(0), \dots, O(\phi-1)\}$ .

*Proof.* Recall that the infinite-horizon LQR problem can be recast as (36), with  $Q_f = 0$  and  $N \rightarrow \infty$  [39] and that the optimal control gain sequence  $K^*(k)$  for the considered infinite-horizon LQR problem is  $\phi$ -periodic. Since  $K^*(k)$  is stabilising by construction, by Lemma 2 there exists a  $\phi$ -periodic solution  $S^*(k+\phi) = S^*(k)$  satisfying (36b) and

(36c). Thus, the solution of the slack variable  $O^*(k) = R(k)^{\frac{1}{2}}K^*(k)S^*(k)K^*(k)^\top R(k)^{\frac{1}{2}}$  is also  $\phi$ -periodic. It remains to be shown that these  $\phi$ -periodic solutions can be recovered by solving (36) over one period. Since  $K^*(k)$ ,  $S^*(k)$  and  $O^*(k)$  are periodic the constraints (36b) - (36d) are satisfied at time  $k+n_p\phi$ , for all  $n_p \geq 0$ , if they are satisfied at time  $k$ . Similarly, the optimal stage cost  $I_c^*(k) = \text{Tr}(Q(k)S^*(k)) + \text{Tr}(O^*(k))$ , satisfies  $I_c^*(k+n_p\phi) = I_c^*(k)$ , for all  $n_p \geq 0$ . Hence, the optimal cost is given by  $\sum_{k=0}^{\infty} I_c^*(k) = \lim_{n_p \rightarrow \infty} n_p \sum_{k=0}^{\phi-1} I_c^*(k)$ . Note that  $\sum_{k=0}^{\phi-1} I_c^*(k)$  is the optimal cost obtained by solving

$$\min_{\mathcal{S}, \mathcal{H}, \mathcal{O}} \sum_{k=0}^{\phi-1} \left( \text{Tr}(Q(k)S(k)) + \text{Tr}(O(k)) \right) \quad (41a)$$

s.t.

$$(36b) - (36d) \text{ for } k = 0, \dots, \phi-1, \quad (41b)$$

$$S(\phi) = S(0). \quad (41c)$$

Hence, the solution to (36) (with  $Q_f = 0$  and  $N \rightarrow \infty$ ) for periodically time-varying systems can be found by solving (41). The data-driven formulation (40) follows by using the result of Corollary 1 and following the same steps as in the proof of Theorem 2.  $\square$

## VI. ROBUSTNESS TO NOISE

In practice, both the measurement and/or the system dynamics may be subject to noise, which has not been considered in the preceding sections. In this section, we consider the problem of designing feedback controllers with boundedness (Section VI-A) and performance (Section VI-B) guarantees for (unknown) discrete-time LTV systems, in the presence of measurement and process noise.

### A. Robust closed-loop trajectory boundedness and stability

Consider the case in which the system is subject to disturbances and measurement noise, *i.e.* consider the LTV system

$$x(k+1) = A(k)x(k) + B(k)u(k) + d(k), \quad (42a)$$

where  $d \in \mathbb{R}^n$  denotes an unknown additive system noise term, and as earlier,  $x$  denotes the system state and  $u$  denotes the control input. As in the preceding sections, assume that the matrices  $A(k)$  and  $B(k)$  of appropriate dimension are unknown. Differently from the preceding sections, suppose that available state measurements  $\zeta \in \mathbb{R}^n$  are corrupted by measurement noise, *i.e.*

$$\zeta(k) = x(k) + v(k), \quad (42b)$$

where  $v \in \mathbb{R}^n$  represents measurement noise. Consider the problem of designing feedback controllers for the noise corrupted system, which guarantee a bound on the closed-loop trajectories similar to the one obtained in the noise-free case in Theorem 1, directly using open-loop data of the input and the noisy state measurements. Namely, consider

$$u(k) = K(k)\zeta(k), \quad (43)$$

and the corresponding closed-loop dynamics

$$x(k+1) = \left( A(k) + B(k)K(k) \right) x(k) + B(k)K(k)v(k) + d(k). \quad (44)$$

Direct data-driven control with noisy data has received much interest in recent years (see *e.g.* [10], [14] for results related to LTI systems). In [10] purely data-dependent stability conditions are presented, which are valid provided the signal-to-noise ratio (SNR) is sufficiently large. Measurement noise and system noise are considered separately. In [14] robust control methods are used to guarantee stability via a more general quadratic bound on the disturbances, but only process noise is considered. The results presented in this section are inspired by both [10], [14], with the main differences being that the presented methods are valid for (linear) *time-varying* systems and incorporate *both* measurement and process noise in one formulation. Rather than considering internal stability of the noise-free closed-loop system (5), we study the behaviour of the system in closed-loop with feedback on the noisy state measurements (44). To ensure boundedness of the closed-loop trajectories we derive a bound (alternative to (11)), which is related to the notion of input-state stability.

**Lemma 3.** *Suppose there exists a matrix sequence  $P(k)$  satisfying (9c), for  $k = 0, \dots, T$ , and (14), for  $k = 0, \dots, T-1$ . The state trajectories of the system (44) satisfy*

$$\|x(k)\| \leq \sqrt{\frac{\rho}{\eta}} \left( 1 - \frac{1}{\rho} \right)^{\frac{k}{2}} \|x(0)\| + \gamma_1(|v|_{k-1}, k) + \gamma_2(|d|_{k-1}, k), \quad (45)$$

for  $k = 0, \dots, T$ , where  $\gamma_1(\cdot, k)$  and  $\gamma_2(\cdot, k)$  are class  $\mathcal{K}$ -functions.

*Proof.* The state response at time  $k$  is given by  $x(k) = S_t(k, 0)x(0) + \sum_{j=0}^{k-1} S_t(k-1, j)(B(j)K(j)v(j) + d(j))$ , where  $S_t(k, 0)$  is the state transition matrix corresponding to (5) as defined in Section IV-A. From Theorem 1 we know that if there exists a matrix sequence  $P(k)$  satisfying (9c), for  $k = 0, \dots, T$ , and (14), for  $k = 0, \dots, T-1$ , then  $\|S_t(k, 0)\| \leq \sqrt{\frac{\rho}{\eta}} \left( 1 - \frac{1}{\rho} \right)^{\frac{k}{2}}$ , for  $k = 0, \dots, T$ . Combined with properties of the operator norm this gives (45) with

$$\begin{aligned} \gamma_1(|v|_{k-1}, k) &= b \left( \sum_{j=0}^{k-1} \sqrt{\frac{\rho}{\eta}} \left( 1 - \frac{1}{\rho} \right)^{\frac{k-1-j}{2}} \|K(j)\| \right) |v|_{k-1}, \\ \gamma_2(|d|_{k-1}, k) &= \left( \sum_{j=0}^{k-1} \sqrt{\frac{\rho}{\eta}} \left( 1 - \frac{1}{\rho} \right)^{\frac{k-1-j}{2}} \right) |d|_{k-1}, \end{aligned} \quad (46)$$

where  $b$  denotes the upper bound on the singular values of  $B(k)$ , *i.e.*  $\|B(k)\| \leq b$  for  $0 \leq j \leq k-1$ .  $\square$

**Remark 7.** In the limit as  $T \rightarrow \infty$  (45) corresponds to (noise) input-state stability (see *e.g.* [40]) of the system (44).

With the aim of designing controllers such that (45) holds for  $0 \leq k \leq T$  directly using noisy data, we start by revisiting Problem 1 and deriving a data-driven system representation

using noise corrupted data. Namely, let  $u_{d,j,[0,T-1]}$ ,  $\zeta_{d,j,[0,T]}$ , denote input-output data collected during the  $j^{\text{th}}$  experiment, for  $j = 1, \dots, L$ . As in the preceding sections, each experiment is assumed to capture the same time-varying behaviour. The data is arranged to form the matrices

$$Z(k) = [\zeta_{d,1}(k), \zeta_{d,2}(k), \dots, \zeta_{d,L}(k)], \quad (47)$$

for  $k = 0, \dots, T$ , representing the ensemble of noisy state measurements, and (2b), for  $k = 0, \dots, T-1$ , representing the ensemble of input measurements. Consider also a similar stacking of the corresponding samples of the system noise  $d_d$ , the state  $x_d$  and the measurement noise  $v_d$  (all of which are not measured) associated with the ensemble of experiments, represented by the matrices  $D(k)$ , for  $k = 0, \dots, T-1$ , and (2a) and  $V(k)$ , for  $k = 0, \dots, T$ , respectively. Note that

$$\begin{aligned} X(k+1) &= A(k)X(k) + B(k)U(k) + D(k), \\ Z(k) &= X(k) + V(k). \end{aligned}$$

Analogous to Corollary 1, suppose the rank condition

$$\text{rank} \begin{bmatrix} Z(k) \\ U(k) \end{bmatrix} = n + m, \quad (48)$$

holds for  $k = 0, \dots, T-1$ . Then, the dynamics matrix of the closed-loop system (44) can equivalently be represented as

$$A(k) + B(k)K(k) = \left( Z(k+1) + R(k) \right) G(k), \quad (49)$$

where  $G(k)$  satisfies

$$\begin{bmatrix} I_n \\ K(k) \end{bmatrix} = \begin{bmatrix} Z(k) \\ U(k) \end{bmatrix} G(k), \quad (50)$$

for  $k = 0, \dots, T-1$ , with

$$R(k) = A(k)V(k) - V(k+1) - D(k). \quad (51)$$

Assuming the unknown ensemble matrix  $R(k)$ , containing both system<sup>5</sup> and noise information, satisfies a quadratic bound, controllers guaranteeing the trajectory bound (45) can be designed via a data-dependent convex feasibility problem.

**Theorem 3.** *Consider the system (42) and suppose an ensemble of input-output data is available to form the matrices (47), (2b), such that the rank condition (48) holds for  $k = 0, \dots, T-1$ . Suppose  $R(k)$  satisfies*

$$\begin{bmatrix} I_n \\ R(k) \end{bmatrix}^\top \begin{bmatrix} Q_r(k) & S_r(k) \\ S_r(k)^\top & R_r(k) \end{bmatrix} \begin{bmatrix} I_n \\ R(k) \end{bmatrix} \succeq 0, \quad (52)$$

where  $Q_r(k) \in \mathbb{R}^{n \times n}$ ,  $S_r(k) \in \mathbb{R}^{n \times L}$  and  $R_r(k) \prec 0 \in \mathbb{R}^{L \times L}$ , for  $k = 0, \dots, T-1$ . Any sequences of matrices  $Y(k)$ ,  $P(k) = P(k)^\top$  satisfying

$$\begin{bmatrix} P(k+1) - I_n - Q_r(k) & -S_r(k) & Z(k+1)Y(k) \\ -S_r(k)^\top & -R_r(k) & Y(k) \\ Y(k)^\top Z(k+1)^\top & Y(k)^\top & P(k) \end{bmatrix} \succ 0, \quad (53a)$$

<sup>5</sup>As in the LTI case the appearance of  $A(k)$  in (51) can be interpreted as a measure of the direction of the measurement noise, which contributes to the loss of information caused [10].

$$Z(k)Y(k) = P(k), \quad (53b)$$

for  $k = 0, \dots, T-1$ , and

$$\eta I_n \preceq P(k) \preceq \rho I_n, \quad (53c)$$

for  $k = 0, \dots, T$ , where  $\eta \geq 1$  and  $\rho > 0$  are finite constants, are such that the trajectories of system (42) in closed-loop with

$$u(k) = U(k)Y(k)P(k)^{-1}\zeta(k), \quad (54)$$

for  $k = 0, \dots, T-1$ , satisfy (45), for  $k = 0, \dots, T$ .

*Proof.* By Lemma 3, (45) holds for the trajectories of the closed-loop system (44) if there exists a sequence of symmetric matrices  $P(k)$  satisfying (53c), for  $k = 0, \dots, T$ , and (14), for  $k = 0, \dots, T-1$ . Using the (noisy) data-driven system representation (49) - (50) and letting  $Y(k) := G(k)P(k)$  the condition (14) is equivalent to

$$\begin{aligned} & \left( Z(k+1) + R(k) \right) Y(k) P(k)^{-1} Y(k) \left( Z(k+1) + R(k) \right)^\top \\ & - P(k+1) + I_n \preceq 0. \end{aligned} \quad (55)$$

Via the concrete version of the full block S-procedure ([41], [42]), (55) is satisfied if (52) holds and  $P(k)$  satisfies

$$\begin{aligned} & \begin{bmatrix} \star & \star \\ \star & \star \\ \star & \star \\ \star & \star \end{bmatrix}^\top \begin{bmatrix} -P(k) & 0 & 0 & 0 \\ 0 & P(k+1) - I_n & 0 & 0 \\ \hline 0 & 0 & -Q_r(k) & -S_r(k) \\ 0 & 0 & -S_r(k)^\top & -R_r(k) \end{bmatrix} \\ & \times \begin{bmatrix} (Z(k+1)G(k))^\top & G(k)^\top \\ \hline I_n & 0 \\ I_n & 0 \\ 0 & I_L \end{bmatrix} \succ 0. \end{aligned} \quad (56)$$

This quadratic form can be transformed into the LMI (53a) by performing the matrix multiplication, applying the Schur complement and a congruence transformation with  $\text{diag}(I_{n+L}, P(k))$ . The equality constraint (53b) stems from the upper row block of (50). The lower row block in (50) is automatically satisfied by the choice of control law (54).  $\square$

Quantifying (45) requires knowledge of  $b$  and the upper bound on the norm of the measurement noise and process noise vectors,  $|v|_{T-1}$  and  $|d|_{T-1}$ . Similarly, the condition (52) cannot be verified using data alone, since  $R(k)$  (as defined in (51)) contains information of both the unknown system dynamics matrix and the measurement and process noise affecting the measured data samples. Hence, to verify (52), knowledge of an upper bound on the dynamics matrix  $A(k)$ , for  $k = 0, \dots, T-1$ , and the matrices  $V(k)$ , for  $k = 0, \dots, T$ , and  $D(k)$ , for  $k = 0, \dots, T-1$ , i.e. the ensembles of (unmeasured) samples of measurement and process noise corresponding to the measured input-output data, is required. While we assume that the system dynamics and the process and measurement noise are unknown, for many practical applications it is expected that reasonable upper

bounds on these quantities can be estimated [43], [44, Chapter 8].

*Remark 8.* In the absence of measurement noise (52) becomes a quadratic bound on  $D(k)$  (the ensemble of process noise samples corresponding to the measured input-output data), which is similar to the bound on the noise data introduced in [14] for LTI systems subject to process noise only. Note that in the LTV case (52) is required to hold at each time step.

The matrices  $Q_r(k)$ ,  $S_r(k)$  and  $R_r(k)$  in (52) are chosen by the user for the relevant scenario. This makes the quadratic bound (52) a flexible condition, which contains many practical bounds as special cases, e.g. a bound on the maximum singular value (see [14]) of  $R(k)$ , for  $k = 0, \dots, T-1$ . The choice  $Q_r(k) = Z(k+1)Z(k+1)^\top$ ,  $S_r(k) = 0$  and  $R_r(k) = -\gamma(k)I_L$  gives the SNR condition

$$R(k)R(k)^\top \preceq \frac{1}{\gamma(k)} Z(k+1)Z(k+1)^\top, \quad (57)$$

for  $k = 0, \dots, T-1$ . This condition is similar (apart from that it is required to hold at each time step) to the noise condition presented in [10, Assumption 2] for LTI systems and represents a measure of the loss of information caused by the noise. Assuming the SNR-style bound (57) on  $R(k)$  (in place of (52)) gives the following alternative result.

**Corollary 6.** Consider the system (42) and suppose an ensemble of input-output data is available to form the matrices (47), (2b), such that the rank condition (48) holds for  $k = 0, \dots, T-1$ . Suppose  $R(k)$  satisfies (57), for  $k = 0, \dots, T-1$ . Any matrix sequences  $Y(k)$ ,  $P(k) = P(k)^\top$  and any scalar sequence  $a(k)$ , such that  $0 \leq a(k) \leq \gamma(k)$ , satisfying

$$\begin{bmatrix} P(k+1) - I_n - Q_r(k) & 0 & Z(k+1)Y(k) \\ 0 & a(k)I_L & Y(k) \\ Y(k)^\top Z(k+1)^\top & Y(k)^\top & P(k) \end{bmatrix} \succ 0, \quad (58a)$$

$$Z(k)Y(k) = P(k), \quad (58b)$$

for  $k = 0, \dots, T-1$ , with  $Q_r(k) = Z(k+1)Z(k+1)^\top$  and

$$\eta I_n \preceq P(k) \preceq \rho I_n, \quad (58c)$$

for  $k = 0, \dots, T$ , where  $\eta \geq 1$  and  $\rho > \eta$  are finite constants, are such that the trajectories of system (42) in closed-loop with (54), for  $k = 0, \dots, T-1$ , satisfy (45) for  $k = 0, \dots, T$ .

*Proof.* Using the result of Theorem 3 with  $Q_r(k) = Z(k+1)Z(k+1)^\top$ ,  $S_r(k) = 0$  and  $R_r(k) = -\gamma(k)I_L$ , (55) is satisfied if (58) holds and if

$$\begin{bmatrix} I_n \\ R(k)^\top \end{bmatrix}^\top \begin{bmatrix} Z(k+1)Z(k+1)^\top & 0 \\ 0 & -a(k)I_L \end{bmatrix} \begin{bmatrix} I_n \\ R(k)^\top \end{bmatrix} \succeq 0.$$

This condition is in turn satisfied if (57) holds and  $a(k) \leq \gamma(k)$ , which concludes the proof.  $\square$

In Corollary 6 the additional decision variable  $a(k)$ , which is related to the noise condition (57), is introduced. Note that, as in the LTI case (see [10]), if (48) is satisfied and

$\text{rank}(Z(T)) = n$ , (57) always holds for sufficiently small  $\gamma(k)$ . However, to apply the result in Corollary 6, the SNR needs to be sufficiently large. Since (57) cannot be verified from data alone, it may be advantageous to minimise  $\sum_{k=0}^{T-1} a(k)$  subject to (58), which results in a convex optimisation problem involving known quantities only and allows to determine a control input sequence such that (58) holds for the smallest possible SNR  $\gamma(k) \geq a(k)$ , for  $k = 0, \dots, T-1$ .

*Remark 9.* The results of Theorem 3 and Corollary 6 require (52) and (57) to hold only for the measured data used for the representation (49) - (50). Subsequently, (45) is satisfied by the trajectories of (44) for *arbitrary*, bounded noise inputs  $d(k)$  and  $v(k)$ .

*Remark 10.* Considering linear periodically time-varying systems (noise) input-state stabilising controllers can be designed directly using noisy data by solving (53) or (58) over one period with an additional constraint as described in Corollary 4.

### B. Robust performance

Consider again the (unknown) LTV system (42). In this section, we consider the problem of designing controllers of the form (43), such that the closed-loop system (44) fulfils a disturbance attenuation condition, for  $k = 0, \dots, N$ . Consider the performance output

$$\begin{aligned} z(k) &= C(k)x(k) + D_u(k)u(k) + D_d(k)d(k), \\ z_f &= C(N)x(N), \end{aligned} \quad (59)$$

for  $k = 0, \dots, N-1$ , where  $z \in \mathbb{R}^q$ ,  $z_f \in \mathbb{R}^q$  and  $C(k) \in \mathbb{R}^{q \times n}$ ,  $D_u(k) \in \mathbb{R}^{q \times m}$ ,  $D_d(k) \in \mathbb{R}^{q \times d}$  are known matrices. This results in the closed-loop system

$$x(k+1) = A_{cl}(k)x(k) + E_{cl}(k)\bar{w}(k), \quad (60a)$$

$$z(k) = C_{cl}(k)x(k) + D_{cl}(k)\bar{w}(k), \quad (60b)$$

$$z_f = C(N)x(N), \quad (60c)$$

$$\zeta(k) = x(k) + v(k), \quad (60d)$$

for  $k = 0, \dots, N-1$ , where  $A_{cl}(k) = A(k) + B(k)K(k)$ ,  $C_{cl}(k) = C(k) + D_u(k)K(k)$ ,  $\bar{w}(k) := [\bar{v}(k)^\top \ d(k)^\top]^\top$ ,  $\bar{v}(k) = K(k)v(k)$ ,  $E_{cl} = [B(k), I_n]$  and  $D_{cl} = [D_u(k) \ D_d(k)]$ . Regarding  $\bar{w}(k) \in \mathbb{R}^{(m+n)}$  as the disturbance, consider the quadratic robust performance criterion

$$\begin{aligned} z_f^\top z_f + \sum_{k=0}^{N-1} \begin{bmatrix} \bar{w}(k) \\ z(k) \end{bmatrix}^\top \begin{bmatrix} Q_p(k) & S_p(k) \\ S_p(k)^\top & R_p(k) \end{bmatrix} \begin{bmatrix} \bar{w}(k) \\ z(k) \end{bmatrix} \\ + \varepsilon \sum_{k=0}^{N-1} \bar{w}(k)^\top \bar{w}(k) \leq 0, \end{aligned} \quad (61)$$

for all  $w \in \ell_2$ , where  $\varepsilon > 0$  and  $Q_p(k) \in \mathbb{R}^{(n+m) \times (n+m)}$ ,  $S_p(k) \in \mathbb{R}^{(n+m) \times q}$  and  $R_p(k) \succeq 0 \in \mathbb{R}^{q \times q}$ , for  $k = 0, \dots, N-1$ . This is the finite-horizon equivalent to the performance criterion introduced in [41], [42] and it captures many popular robust performance measures. For example, the choice  $Q_p(k) = -\gamma^2 I_{(m+n)}$ ,  $S_p(k) = 0$  and  $R_p(k) = I_q$ , for  $k = 0, \dots, N-1$ , recovers the standard finite-horizon

$H_\infty$ -control problem for discrete LTV systems (see *e.g.* [37]). Assuming the performance index is invertible, let

$$\begin{bmatrix} \tilde{Q}_p(k) & \tilde{S}_p(k) \\ \tilde{S}_p(k)^\top & \tilde{R}_p(k) \end{bmatrix} = \begin{bmatrix} Q_p(k) & S_p(k) \\ S_p(k)^\top & R_p(k) \end{bmatrix}^{-1},$$

and further assume  $\tilde{Q}_p(k) \prec 0$ . The following result provides a strategy to design controllers ensuring the trajectories of (60) satisfy (61).

**Lemma 4.** *Suppose there exists a matrix sequence  $\mathcal{P}(k) = \mathcal{P}(k)^\top \succ 0$  satisfying*

$$\begin{bmatrix} \star & \star \\ \star & \star \\ \star & \star \\ \star & \star \end{bmatrix}^\top \begin{bmatrix} -\mathcal{P}(k) & 0 & 0 & 0 \\ 0 & \mathcal{P}(k+1) & 0 & 0 \\ \hline 0 & 0 & \tilde{Q}_p(k) & -\tilde{S}_p(k) \\ 0 & 0 & -\tilde{S}_p(k)^\top & \tilde{R}_p(k) \end{bmatrix} \times \begin{bmatrix} A_{cl}(k)^\top & C_{cl}(k)^\top \\ I_n & 0 \\ \hline E_{cl}(k)^\top & D_{cl}(k)^\top \\ 0 & I_p \end{bmatrix} \succ 0, \quad (62a)$$

for  $k = 0, \dots, N-1$ , and

$$I_p - C(N)\mathcal{P}(N)C(N)^\top \succeq 0. \quad (62b)$$

The output  $z(k)$  of the closed-loop system (60) subject to the disturbance input  $\bar{w}(k)$  and with initial condition  $x(0) = 0$  satisfies the quadratic robust performance criterion (61).

*Proof.* The result follows from standard dissipativity arguments (see *e.g.* [45]). Suppose there exists a non-negative storage function  $\mathcal{V}(x(k)) : \mathbb{R}^n \rightarrow \mathbb{R}$ , such that

$$\begin{aligned} \mathcal{V}(x(k+1)) - \mathcal{V}(x(k)) &\leq -\varepsilon \bar{w}(k)^\top \bar{w}(k) \\ &- \begin{bmatrix} \bar{w}(k) \\ z(k) \end{bmatrix}^\top \begin{bmatrix} Q_p(k) & S_p(k) \\ S_p(k)^\top & R_p(k) \end{bmatrix} \begin{bmatrix} \bar{w}(k) \\ z(k) \end{bmatrix}, \end{aligned} \quad (63)$$

for  $k = 0, \dots, N-1$ , with  $\mathcal{V}(0) = 0$ , and

$$\mathcal{V}(N) \geq z_f^\top z_f. \quad (64)$$

Then, summing (63) from  $k = 0$  to  $k = N-1$  and using (64) gives (61). With the choice  $\mathcal{V}(x(k)) = x(k)^\top \mathcal{P}(k)^{-1} x(k)$  and by using the dualisation lemma [41, Lemma 4.9], (63) and (64) are satisfied if the conditions (62a) and (62b) hold.  $\square$

With the aim of designing controllers, such that (61) holds directly using noisy data, consider the data-driven representation of the closed-loop dynamics (49)-(51). Analogous to the case discussed in Section VI-A, this representation is used to transform the robust performance problem into a convex feasibility problem involving known quantities only. As in the LTI case [14], it is straightforward to extend the approach presented in Section VI-A to include performance specifications. However, a complication arises due to the fact that we consider measurement noise in addition to process noise. Namely,  $E_{cl}(k)$ , through which the disturbance input  $\bar{w}(k)$  enters the system (60) depends on the unknown input

$$\begin{bmatrix} \mathcal{P}(k+1) - Q_r(k) & \star & \star & \star & \star \\ -\tilde{S}_p(k)^\top \bar{E}_{cl}(k)^\top & -D_{cl}(k)\tilde{S}_p(k) - \tilde{S}_p(k)^\top D_{cl}(k)^\top + \tilde{R}_p(k) & \star & \star & \star \\ -S_r(k)^\top & -\bar{M}(k)\tilde{S}_p(k) & -R_r(k) & \star & \star \\ \bar{E}_{cl}(k)^\top & D_{cl}(k)^\top & \bar{M}(k)^\top & -\tilde{Q}_p(k)^{-1} & \star \\ (Z(k+1)Y(k))^\top & (C(k)\mathcal{P}(k) + D_u(k)U(k)Y(k))^\top & Y(k)^\top & 0 & \mathcal{P}(k) \end{bmatrix} \succ 0 \quad (68a)$$

$$\begin{bmatrix} \star \\ \star \\ - \\ \star \\ \star \\ - \\ \star \\ \star \end{bmatrix}^\top \begin{bmatrix} -\mathcal{P}(k) & 0 & 0 & 0 & 0 & 0 \\ 0 & \mathcal{P}(k+1) & 0 & 0 & 0 & 0 \\ \hline 0 & 0 & \tilde{Q}_p(k) & -\tilde{S}_p(k) & 0 & 0 \\ 0 & 0 & -\tilde{S}_p(k)^\top & \tilde{R}_p(k) & 0 & 0 \\ \hline 0 & 0 & 0 & 0 & -Q_r(k) & -S_r(k) \\ 0 & 0 & 0 & 0 & -S_r(k)^\top & -R_r(k) \end{bmatrix} \begin{bmatrix} (Z(k+1)G(k))^\top & C_{cl}(k)^\top & G(k)^\top \\ I_n & 0 & 0 \\ \hline \bar{E}_{cl}(k)^\top & D_{cl}(k)^\top & \bar{M}(k)^\top \\ 0 & I_q & 0 \\ \hline I_n & 0 & 0 \\ 0 & 0 & I_L \end{bmatrix} \succ 0 \quad (70)$$

matrix  $B(k)$ . Hence, (60) cannot be represented using (49)-(51) alone. To address this, we introduce an additional data-driven representation of  $B(k)$ . Supposing (48) holds, following the approach of Corollary 1,  $B(k)$  can be written as

$$B(k) = \begin{bmatrix} A(k) & B(k) \end{bmatrix} \begin{bmatrix} 0 \\ I_m \end{bmatrix} = (Z(k+1) + R(k))M(k), \quad (65)$$

with  $M(k) \in \mathbb{R}^{L \times m}$  satisfying

$$\begin{bmatrix} 0 \\ I_m \end{bmatrix} = \begin{bmatrix} Z(k) \\ U(k) \end{bmatrix} M(k), \quad (66)$$

for  $k = 0, \dots, N-1$ . Using (49)-(51) and (65)-(66) the system (60) can be equivalently written as a data-dependent lower linear fractional transformation (LFT, see *e.g.* [46]), namely

$$\begin{bmatrix} x(k+1) \\ z(k) \\ \tilde{z}(k) \end{bmatrix} = \begin{bmatrix} Z(k+1)G(k) & \bar{E}_{cl}(k) & I_n \\ C_{cl}(k) & D_{cl}(k) & 0 \\ G(k) & \bar{M}(k) & 0 \end{bmatrix} \begin{bmatrix} x(k) \\ \tilde{w}(k) \\ \tilde{w}(k) \end{bmatrix}, \quad (67)$$

where  $\tilde{w}(k) = R(k)\tilde{z}(k)$ ,  $\bar{E}_{cl}(k) = [Z(k+1)M(k) \ I_n]$  and  $\bar{M}(k) = [M(k) \ 0]$ , together with (60c), (60d), for  $k = 0, \dots, N-1$ . Using this data-dependent system representation and the result of Lemma 4, controllers ensuring the criterion (61) holds can be designed directly using noisy data, as detailed in the following.

**Theorem 4.** *Consider the system (42) and suppose an ensemble of input-output data is available to form the matrices (47), (2b), such that the rank condition (48) holds, for  $k = 0, \dots, N-1$ . Suppose  $R(k)$ , as defined in (51), satisfies (52), for  $k = 0, \dots, N-1$ . Any sequences of matrices  $Y(k)$ ,  $\mathcal{P}(k) = \mathcal{P}(k)^\top$  satisfying (68a) (defined above),*

$$Z(k)Y(k) = \mathcal{P}(k), \quad (68b)$$

$$\begin{bmatrix} 0 \\ I_m \end{bmatrix} = \begin{bmatrix} Z(k) \\ U(k) \end{bmatrix} M(k), \quad (68c)$$

for  $k = 0, \dots, N-1$ , and

$$I_p - C(N)\mathcal{P}(N)C(N)^\top \succeq 0, \quad (68d)$$

are such that the trajectories of the system (60), with

$$K(k) = U(k)Y(k)\mathcal{P}(k)^{-1}, \quad (69)$$

for  $k = 0, \dots, N-1$ , and with initial condition  $x(0) = 0$ , satisfy the quadratic robust performance criterion (61).

*Proof.* By Lemma 4, (61) is satisfied for trajectories of (60) if there exists a matrix sequence  $\mathcal{P}(k) = \mathcal{P}(k)^\top \succ 0$  such that (62) holds, for  $k = 0, \dots, N-1$ . Consider the alternative data-driven system representation (67) based on (49)-(51) and (65)-(66) and let  $Y(k) := G(k)\mathcal{P}(k)$ . Via the concrete version of the full block S-procedure ([41], [42]), (62a) is satisfied if (52) holds and  $\mathcal{P}(k)$  satisfies (70) (defined above). The inequality (70) can be transformed into the LMI (68a) by performing the matrix multiplication and applying the Schur complement twice. The equality constraints (68b) and (68c) stem from the upper row block of (50) and (66), respectively, while the lower row block of (50) is automatically satisfied by  $K(k)$  in (69). Finally, (68d) corresponds to (62b).  $\square$

*Remark 11.* While (65)-(66) correspond to uniquely identifying the matrix  $B(k)$ , since the sequence  $M(k)$  is determined *at the same time* as the control gain  $K(k)$  in (69), the result of Theorem 4 is still a direct data-driven control approach (as opposed to indirect approaches involving *sequential* system identification and control design).

Theorem 4 provides a general approach to design controllers guaranteeing robust quadratic performance for unknown LTV systems, affected by both measurement and process noise, directly using noisy data. In the following remarks we discuss some special cases. In particular, we note how the analysis can be simplified if the system is affected by process noise only (Remark 12), how to incorporate prior information on how the disturbance enters the system dynamics (Remark 13) and how to incorporate noise measurements (Remark 14).

*Remark 12.* In the absence of measurement noise, (52) reduces to a bound on the ensemble of (unmeasured) noise samples  $D(k)$  (as discussed in Remark 8). Moreover, the closed-loop system is described by (60a)-(60c) with the disturbance defined as  $\bar{w}(k) := d(k)$  and hence  $E_{cl}(k) = I_n$  and  $D_{cl}(k) = D_d(k)$ . This removes the need to represent the input matrix  $B(k)$  via (65)-(66). The closed-loop system can be represented directly using (49)-(51) via the LFT (67) with  $\bar{E}_{cl}(k) = I_n$  and  $\bar{M}(k) = 0$  and the data-dependent feasibility problem in Theorem 4 reduces to finding sequences of matrices  $Y(k)$  and  $\mathcal{P}(k) = \mathcal{P}(k)^\top$  satisfying (68a)-(68b), for  $k = 0, \dots, N-1$ , and (68d). The control law guaranteeing (61) for the system (60) is given by  $u(k) = K(k)x(k)$ , with  $K(k)$  given by (69).

*Remark 13.* If it is known a priori that the process noise only directly affects a subspace of the state-space, *i.e.*  $d(k) = E(k)w(k)$ , where  $w \in \mathbb{R}^p$  denotes the (unknown) process noise and  $E(k) \in \mathbb{R}^{n \times p}$  is a known matrix, the ensembles of (unmeasured) noise samples satisfy  $D(k) = E(k)W(k)$  and (51) becomes  $R(k) = A(k)V(k) - V(k+1) - E(k)W(k)$ . The prior knowledge can be included in the (data-driven) closed-loop representation by defining  $\bar{w} := \left[ (K(k)v(k))^\top \ w(k)^\top \right]^\top$ , and hence  $E_{cl} = [B(k) \ E(k)]$  and  $D_{cl} = [D_u(k) \ D_d(k)E(k)]$ . In the absence of measurement noise, defining instead  $\bar{w}(k) := w(k)$ , (52) reduces to a quadratic bound on  $W(k)$ . The prior knowledge can be incorporated via the choice of noise bound matrices  $Q_r(k)$ ,  $S_r(k)$  in (52) as described in [47, Remark 2] and the choice of performance index matrices  $Q_p(k)$ ,  $S_p(k)$  in (61).

*Remark 14.* In some applications, the signal  $w(k)$  (introduced in Remark 13) might be available for measurement, *e.g.* wind gust disturbances in aircraft control [48], whereas the matrix  $E(k)$  might not be known. In this case, rather than assuming the bound (52) on the noise samples, available disturbance measurements can be used to derive an alternative data-driven system representation by using steps analogous to those in [49] for suboptimal  $H_2$ -control of LTI systems, adapted to the LTV case and applied to the general robust performance problem introduced in Lemma 4. Note that this is only applicable in the absence of measurement noise.

*Infinite-horizon robust performance for periodically time-varying systems:* As discussed in Remark 1 and utilised in Sections IV-C, V-C and Remark 10, the properties of periodically time-varying systems result in relaxed data requirements and allow to derive *infinite-horizon* results using *finite-length* data. This is also the case in the context of robust performance. Namely, consider the problem of designing stabilising controllers of the form (43), such that the closed-loop system (60a)-(60b), (60d) satisfies the infinite-horizon quadratic robust performance criterion

$$\sum_{k=0}^{\infty} \begin{bmatrix} \bar{w}(k) \\ z(k) \end{bmatrix}^\top \begin{bmatrix} Q_p(k) & S_p(k) \\ S_p(k)^\top & R_p(k) \end{bmatrix} \begin{bmatrix} \bar{w}(k) \\ z(k) \end{bmatrix} + \varepsilon \sum_{k=0}^{\infty} \bar{w}(k)^\top \bar{w}(k) \leq 0, \quad (71)$$

for all  $w \in \ell_2$ , with  $\varepsilon > 0$ ,  $R_p(k) \succeq 0$  and such that  $\bar{Q}_p(k) \prec 0$ , for all  $k \geq 0$ . Suppose the system dynamics and the performance index are  $\phi$ -periodic, *i.e.* (4) holds and

$$\begin{aligned} C(k+\phi) &= C(k), & D_u(k+\phi) &= D_u(k), \\ D_d(k+\phi) &= D_d(k), & Q_p(k+\phi) &= Q_p(k), \\ S_p(k+\phi) &= S_p(k), & R_p(k+\phi) &= R_p(k). \end{aligned}$$

Using analogous steps as in the proof of Lemma 4, it can be shown that (71) holds, if there exist  $\phi$ -periodic sequences  $K(k)$  and  $\mathcal{P}(k) = \mathcal{P}(k)^\top$  satisfying (62a) for all  $k \geq 0$ . Stability is implied by the upper left block of (62a) and the assumption that  $\bar{Q}_p(k) \prec 0$  for all  $k \geq 0$ .

**Corollary 7.** Consider the linear periodically time-varying system (42), (4) and suppose input-state data is available to form the matrices (47), (2b), such that the rank condition (48) holds for  $k = 0, \dots, \phi-1$ . Suppose the performance index is  $\phi$ -periodic and that  $R(k)$ , as defined in (51), satisfies (52), for  $k = 0, \dots, \phi-1$ . Any sequences of matrices  $Y(k)$ ,  $\mathcal{P}(k) = \mathcal{P}(k)^\top$  satisfying (68a)-(68c), for  $k = 0, \dots, \phi-1$ , and

$$\mathcal{P}(\phi) = \mathcal{P}(0), \quad (72)$$

are such that the trajectories of the system (60), with  $K(k)$  given by (69), for  $k = 0, \dots, \phi-1$ , and  $K(k+n_p\phi) = K(k)$ , for all  $n_p \geq 0$ , and with initial condition  $x(0) = 0$ , satisfy the quadratic robust performance criterion (71).

*Proof.* The proof is analogous to that of Lemma 4 and Theorem 4, exploiting periodicity.  $\square$

## VII. SIMULATIONS

Consider the average equivalent model of a single-phase power converter as described in [50], *i.e.* consider the system

$$\frac{d}{dt} \begin{bmatrix} v_{dc} \\ i_{lg} \end{bmatrix} = \begin{bmatrix} 0 & 0 \\ 0 & -\frac{R}{L} \end{bmatrix} \begin{bmatrix} v_{dc} \\ i_{lg} \end{bmatrix} + \begin{bmatrix} \frac{-i_{lg}}{Cv_{dc}} \\ \frac{1}{L} \end{bmatrix} v_l + \begin{bmatrix} \frac{1}{C} & 0 \\ 0 & -\frac{1}{L} \end{bmatrix} \begin{bmatrix} i_s \\ v_g \end{bmatrix}, \quad (73)$$

where  $C$  is the capacitance of the DC bus,  $R$  and  $L$  are the resistance and inductance associated with a grid filter, the DC bus voltage  $v_{dc}$  and the AC grid current  $i_{lg}$  are the system state variables, the converter voltage  $v_l$  is the control input and the current entering the DC bus  $i_s$  and the AC grid voltage  $v_g$  are exogenous signals, which are considered as disturbances. Let  $\omega$  denote the grid frequency and consider the parameters given in Table I. Linearising (73) about the reference trajectory  $\tilde{v}_{dc}(t) = V_{DC}$ ,  $\tilde{i}_{lg}(t) = \sqrt{2}/V_{g,rms} (\tilde{P}_s \cos(\omega t) + \tilde{Q} \sin(\omega t))$ ,  $\tilde{v}_g(t) = \sqrt{2}V_{g,rms} \cos(\omega t)$ ,  $\tilde{v}_l(t) = L \frac{d}{dt} \tilde{i}_{lg}(t) + R \tilde{i}_{lg}(t) + \tilde{v}_g(t)$  and  $\tilde{i}_s(t) = C \frac{d}{dt} \tilde{v}_{dc}(t) + \tilde{i}_{lg}(t) \tilde{v}_l(t) / \tilde{v}_{dc}(t)$ , and discretising using forward Euler with a time step  $\Delta = 0.0005s$  results in an open-loop unstable linear periodically time-varying system of the form (42), (4), with period  $\phi = 40$ , with  $x = [\delta v_{dc}, \delta i_{lg}]^\top$ ,  $u = \delta v_l$  and  $d = \text{diag}(\Delta/C, -\Delta/L) [\delta i_s, \delta v_g]^\top + d_h$ , where  $\delta$  indicates deviations from the reference trajectory, *e.g.*  $\delta v_{dc} = v_{dc} - \tilde{v}_{dc}$ , and  $d_h$  contains the higher-order terms of the Taylor series expansion. Considering the LTV dynamics as unknown, we aim to design feedback controllers that maintain the system (73) on the reference trajectory, directly using

TABLE I  
POWER CONVERTER PARAMETERS FOR THE SIMULATION EXAMPLE.

Parameter	$R$	$L$	$C$	$V_{DC}$	$\omega$	$V_{g,rms}$	$\tilde{P}_s$	$\tilde{Q}$
Value	0.06 $\Omega$	0.101 mH	0.89 mF	110 V	50 Hz	50 V	300 W	300 W

data. Data for the system representation is gathered via a single open-loop simulation capturing  $L = 3$  periods, *i.e.* for  $k = 0, \dots, 120$ , with initial condition  $x_d(0)$  randomly generated from a uniform distribution on the interval  $(0, 0.1)$ . The exploring inputs  $u_d(k)$ , for  $k = 0, \dots, 119$ , are randomly generated from a uniform distribution on  $(0, 0.01)$ .

**LQR:** Consider the infinite-horizon LQR problem described by the LTV approximation of the power converter (neglecting the higher-order terms and assuming the exogenous signals follow their reference trajectories, *i.e.*  $d = 0$ ) and the cost function (37), with  $Q(k = \text{diag}\{0.7 + 0.2 \cos(\frac{\pi}{5}k + \theta), 0.3 - 0.2 \cos(\frac{\pi}{5}k + \theta)\})$  and  $R(k) = 0.001$ . Corollary 5 can be used to determine the optimal gain sequence  $K^*(k)$  directly using data. For comparison, the solution to the LQR problem is also computed using the model to obtain the optimal control gain sequence  $\bar{K}^*(k)$ . The optimal gain sequence computed directly using data  $K^*(k)$  coincides with  $\bar{K}^*(k)$  with an average error  $\|K^*(k) - \bar{K}^*(k)\|$  of order  $10^{-8}$  over one period.

**$H_\infty$ -control:** Consider now the robust performance criterion (71) with  $Q_p(k) = -\bar{\gamma}^2 I_{(m+n)}$ ,  $\bar{\gamma} > 0$ ,  $S_p(k) = 0$  and  $R_p(k) = I_q$ . Differently from the LQR case, state data for the system representation is generated by simulating the response of the nonlinear system (73), rather than the LTV approximation. While  $\delta i_s(k) = 0$  and  $\delta v_l(k) = 0$  for  $k = 0, \dots, 120$ , the higher order terms in the dynamics are regarded as process noise, *i.e.*  $d = d_h$ . In addition, measurement noise  $v(k)$  is simulated by adding a random signal uniformly sampled on the interval  $(-0.001, 0.001)$  to the state samples. Corollary 7 is used to design a disturbance attenuating controller directly using data. It can be verified that there exists a sequence of matrices  $Q_r(k)$ ,  $S_r(k)$  and  $R_r(k)$  such that the resulting  $R(k)$ , for  $k = 0, \dots, 39$  (one period), satisfies (52) and such that (68a)-(68c), (72) are feasible. Via a line-search, the lowest bound on the  $H_\infty$  norm for which the problem (68a)-(68c), (72) based on noisy data is feasible is found to be  $\bar{\gamma} = 7.9$ . This is the same value that could be achieved by solving the equivalent model-based problem. To test the data-driven robust controller we simulate the response of the voltage source converter (73) to step changes in the mean value of the DC bus current, such that  $\delta i_s = 1.5$  A for  $10 \leq k \leq 79$ . The time histories of the control input and the corresponding state response of the closed-loop error system, are compared to the case in which the control input follows the reference trajectory without any feedback action, *i.e.*  $\delta v_l(k) = 0$  for all  $k$ , in Figure 4. In the latter case, the disturbance input in  $\delta i_s$  causes  $v_{dc}$  to rise (black curves). When  $\delta v_l$  is regulated using the data-based  $H_\infty$ -controller determined by solving (68a)-(68c), (72),  $v_{dc}$  remains close to its nominal trajectory by releasing power into the AC grid (blue curves).

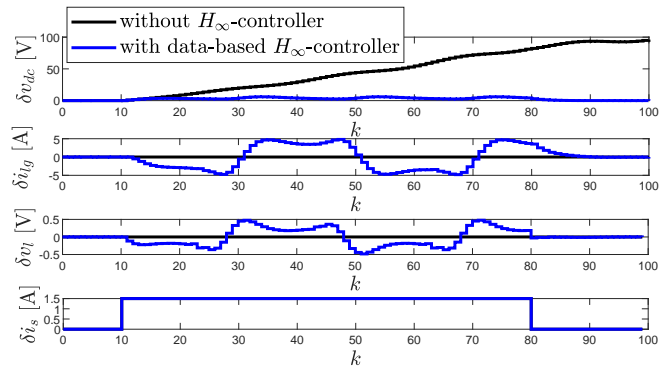


Fig. 4. Time histories of the state and input response to a step input in the disturbance  $\delta i_s$  with and without the robust controller designed directly using noisy data.

## VIII. CONCLUSION

A model-free, data-driven representation of closed-loop LTV systems under state feedback has been introduced and subsequently used to design feedback controllers ensuring that the resulting closed-loop trajectories satisfy certain boundedness, performance and robustness criteria via the formulation of convex feasibility/optimisation problems involving data-dependent LMIs. Both the noise-free case and the case in which the data and the system are affected by process and measurement noise have been considered. Special insights have also been provided for the special case of periodically time-varying systems. The efficacy of the proposed data-based methods have been demonstrated via an illustrative numerical example and an example involving a voltage source converter.

## REFERENCES

- [1] M. Verhaegen and V. Verdult, *Filtering and System Identification: A Least Squares Approach*. Cambridge University Press, 2007.
- [2] K. Åström and B. Wittenmark, *Adaptive Control*, 2nd ed. Dover Publications, 2008.
- [3] K.-S. Fu, “Learning control systems—review and outlook,” *IEEE Transactions on Automatic Control*, vol. 15, no. 2, pp. 210–221, Apr. 1970.
- [4] Z.-S. Hou and Z. Wang, “From model-based control to data-driven control: Survey, classification and perspective,” *Information Sciences*, vol. 235, pp. 3–35, 2013.
- [5] Z. Hou, H. Gao, and F. L. Lewis, “Data-driven control and learning systems,” *IEEE Transactions on Industrial Electronics*, vol. 64, no. 5, pp. 4070–4075, 2017.
- [6] H. J. V. Waarde, J. Eising, H. L. Trentelman, and M. K. Camlibel, “Data informativity: a new perspective on data-driven analysis and control,” *IEEE Transactions on Automatic Control*, pp. 1–1, 2020.
- [7] J. C. Willems, P. Rapisarda, I. Markovskiy, and B. L. D. Moor, “A note on persistency of excitation,” *Systems & Control Letters*, vol. 54, no. 4, pp. 325–329, 2005.
- [8] J. Coulson, J. Lygeros, and F. Dörfler, “Data-enabled predictive control: In the shallows of the DeePC,” in *2019 18th European Control Conference (ECC)*. IEEE, 2019, pp. 307–312.

- [9] J. Berberich, J. Köhler, M. A. Müller, and F. Allgöwer, “Data-driven model predictive control with stability and robustness guarantees,” *IEEE Transactions on Automatic Control*, vol. 66, no. 4, pp. 1702–1717, Apr. 2021.
- [10] C. De Persis and P. Tesi, “Formulas for data-driven control: Stabilization, optimality, and robustness,” *IEEE Transactions on Automatic Control*, vol. 65, no. 3, pp. 909–924, 2020.
- [11] M. Rotulo, C. De Persis, and P. Tesi, “Data-driven linear quadratic regulation via semidefinite programming,” 2019. [Online]. Available: <https://arxiv.org/abs/1911.07767>
- [12] H. J. van Waarde and M. Mesbahi, “Data-driven parameterizations of suboptimal LQR and  $H_2$  controllers,” *IFAC-PapersOnLine*, vol. 53, no. 2, pp. 4234–4239, 2020.
- [13] C. De Persis and P. Tesi, “Low-complexity learning of linear quadratic regulators from noisy data,” *Automatica*, vol. 128, p. 109548, Jun. 2021.
- [14] J. Berberich, A. Koch, C. W. Scherer, and F. Allgöwer, “Robust data-driven state-feedback design,” in *2020 American Control Conference (ACC)*, 2020, pp. 1532–1538.
- [15] H. J. van Waarde, M. K. Camlibel, and M. Mesbahi, “From noisy data to feedback controllers: non-conservative design via a matrix s-lemma,” *IEEE Transactions on Automatic Control*, pp. 1–1, 2021.
- [16] A. Bisoffi, C. De Persis, and P. Tesi, “Trade-offs in learning controllers from noisy data,” *Systems & Control Letters*, vol. 154, p. 104985, Aug. 2021.
- [17] H. J. van Waarde, C. De Persis, M. K. Camlibel, and P. Tesi, “Willems’ fundamental lemma for state-space systems and its extension to multiple datasets,” 2019. [Online]. Available: <https://arxiv.org/abs/2002.01023>
- [18] J. Berberich and F. Allgöwer, “A trajectory-based framework for data-driven system analysis and control,” in *2020 European Control Conference (ECC)*. IEEE, May 2020.
- [19] M. Guo, C. De Persis, and P. Tesi, “Data-driven stabilization of nonlinear polynomial systems with noisy data,” *ArXiv*, vol. abs/2011.07833, 2020.
- [20] R. Strässer, J. Berberich, and F. Allgöwer, “Data-driven stabilization of nonlinear systems with rational dynamics,” *ArXiv*, vol. abs/2011.11355, 2020.
- [21] M. Alsalti, J. Berberich, V. Lopez, F. Allgöwer, and M. Müller, “Data-based system analysis and control of flat nonlinear systems,” *ArXiv*, vol. abs/2103.02892, 2021.
- [22] C. Verhoek, R. T’oth, S. Haesaert, and A. Koch, “Fundamental lemma for data-driven analysis of linear parameter-varying systems,” *ArXiv*, vol. abs/2103.16171, 2021.
- [23] M. Rotulo, C. De Persis, and P. Tesi, “Online learning of data-driven controllers for unknown switched linear systems,” *ArXiv*, vol. abs/2105.11523, 2021.
- [24] E. Kamen, “Fundamentals of linear time-varying systems,” in *The Control Systems Handbook*, 2nd ed., W. S. Levine, Ed. CRC Press, 2010, ch. 3.
- [25] S. Formentin, D. Piga, R. Toth, and S. M. Savaresi, “Direct data-driven control of linear parameter-varying systems,” in *52nd IEEE Conference on Decision and Control*. IEEE, 2013, pp. 4110–4115.
- [26] J. Fong, Y. Tan, V. Crocher, D. Oetomo, and I. Mareels, “Dual-loop iterative optimal control for the finite horizon LQR problem with unknown dynamics,” *Systems & Control Letters*, vol. 111, pp. 49–57, 2018.
- [27] P. Frihauf, M. Krstić, and T. Başar, “Finite-horizon LQ control for unknown discrete-time linear systems via extremum seeking,” in *51st IEEE Conference on Decision and Control*, 2012, pp. 5717–5722.
- [28] S.-J. Liu, M. Krstić, and T. Başar, “Batch-to-batch finite-horizon LQ control for unknown discrete-time linear systems via stochastic extremum seeking,” *IEEE Transactions on Automatic Control*, vol. 62, no. 8, pp. 4116–4123, 2017.
- [29] B. Pang, T. Bian, and Z.-P. Jiang, “Data-driven finite-horizon optimal control for linear time-varying discrete-time systems,” in *57th IEEE Conference on Decision and Control*, 2018, pp. 861–866.
- [30] S. Baros, C.-Y. Chang, G. E. Colon-Reyes, and A. Bernstein, “Online data-enabled predictive control,” 2020. [Online]. Available: <https://arxiv.org/abs/2003.03866>
- [31] R. Kearney, R. Kirsch, J. MacNeil, and I. Hunter, “An ensemble time-varying identification technique: Theory and biomedical applications,” *IFAC Proceedings Volumes*, vol. 25, no. 15, pp. 103–108, 1992.
- [32] J. MacNeil, R. Kearney, and I. Hunter, “Identification of time-varying biological systems from ensemble data (joint dynamics application),” *IEEE Transactions on Biomedical Engineering*, vol. 39, no. 12, pp. 1213–1225, 1992.
- [33] M. Verhaegen and X. Yu, “A class of subspace model identification algorithms to identify periodically and arbitrarily time-varying systems,” *Automatica*, vol. 31, no. 2, pp. 201–216, 1995.
- [34] K. Liu, “Identification of linear time - varying systems,” *Journal of Sound and Vibration*, vol. 206, no. 4, pp. 487–505, 1997.
- [35] B. Nortmann and T. Mylvaganam, “Data-driven control of linear time-varying systems,” in *59th IEEE Conference on Decision and Control*, 2020, pp. 3939–3944.
- [36] M. Grant and S. Boyd, “CVX: Matlab software for disciplined convex programming, version 2.1,” <http://cvxr.com/cvx>, Mar. 2014.
- [37] A. Ichikawa and H. Katayama, “Linear time varying systems and sampled-data systems,” in *Lecture Notes in Control and Information Sciences*, M. Thoma and M. Morari, Eds. Springer-Verlag, 2001, vol. 265.
- [38] D. P. Bertsekas, *Dynamic programming and optimal control*, 3rd ed. Athena Scientific, 2005, vol. 1.
- [39] A. Gattami, “Generalized linear quadratic control,” *IEEE Transactions on Automatic Control*, vol. 55, no. 1, pp. 131–136, 2010.
- [40] Z.-P. Jiang and Y. Wang, “Input-to-state stability for discrete-time nonlinear systems,” *Automatica*, vol. 37, no. 6, pp. 857–869, Jun. 2001.
- [41] C. Scherer and S. Weiland, *Linear Matrix Inequalities in Control*, Jan. 2015.
- [42] C. W. Scherer, “Robust mixed control and linear parameter-varying control with full block scalings,” in *Advances in Linear Matrix Inequality Methods in Control*. SIAM, Jan. 2000, pp. 187–207.
- [43] G. Cai and C. Wu, “Modeling of bounded stochastic processes,” *Probabilistic Engineering Mechanics*, vol. 19, no. 3, pp. 197–203, Jul. 2004.
- [44] H. K. Khalil, *High-Gain Observers in Nonlinear Feedback Control*. SIAM, Jun. 2017.
- [45] C. Byrnes and W. Lin, “Losslessness, feedback equivalence, and the global stabilization of discrete-time nonlinear systems,” *IEEE Transactions on Automatic Control*, vol. 39, no. 1, pp. 83–98, Jan. 1994.
- [46] M. Green and D. J. Limebeer, *Linear Robust Control*. Dover Publications, 2012.
- [47] H. J. van Waarde, M. K. Camlibel, and M. Mesbahi, “From noisy data to feedback controllers: non-conservative design via a matrix s-lemma,” *IEEE Transactions on Automatic Control*, pp. 1–1, 2021.
- [48] D. Soreide, R. K. Bogue, L. J. Ehernberger, and H. Bagley, “Coherent lidar turbulence measurement for gust load alleviation,” in *NASA Technical Memorandum 104318*. National Aeronautics and Space Administration, Aug. 1996.
- [49] H. J. van Waarde and M. Mesbahi, “Data-driven parameterizations of suboptimal LQR and  $H_2$  controllers,” *IFAC-PapersOnLine*, vol. 53, no. 2, pp. 4234–4239, 2020.
- [50] J.-M. Rodríguez-Bernuz, I. McInerney, A. Junyent-Ferre, and E. C. Kerrigan, “Design of a linear time-varying model predictive control energy regulator for grid-tied VSCs,” *IEEE Transactions on Energy Conversion*, vol. 36, no. 2, pp. 1425–1434, Jun. 2021.