

CONFORMAL RENORMALIZATION OF COMPACT SETS

CARSTEN LUNDE PETERSEN AND FILIP SAMUELSEN

ABSTRACT. This paper develops a conformal renormalization scheme for compact sets $K \subset \mathbb{C}$. As one application of the conformal renormalization scheme we prove that for every isolated non-trivial connected component $E \subset K$ there exists a conformal homeomorphism ϕ mapping a neighbourhood of E into \mathbb{C} such that the equilibrium measure on K restricted to E equals the scaled push-forward by ϕ^{-1} of the equilibrium measure on $\phi(E)$.

Moreover the proof shows that the condition of connectedness of E can be relaxed considerably. We also introduce an inverse to the procedure of conformal renormalization, which allows one to reconstruct K from its conformal renormalizations.

1. INTRODUCTION

Equilibrium measures on non-polar compact sets in \mathbb{C} are a corner stone of potential theory in the complex plane. For a thorough introduction to this field, see e.g. the monograph by Ransford, [1].

The equilibrium measure $\omega = \omega_K$ on a given non-polar compact set $K \subseteq \mathbb{C}$ is directly related to the capacity of K and the Green's function (with pole at infinity) for the unbounded connected component D of $\hat{\mathbb{C}} \setminus K$, usually denoted by g_D . Moreover, if K is connected both are directly related to the uniformisation of D .

Indeed the Green's function $g = p_\omega - I$, where p_ω is the potential for ω and I is its energy. The capacity of K is e^I , see also the Notation and Preliminaries section below for further details. Conversely the equilibrium measure ω is $\frac{1}{2\pi}$ times the Laplacian derivative of g in the sense of distributions.

In the special case where K is a non-trivial (i.e. not at singleton) connected compact subset $K \subset \mathbb{C}$ the Riemann uniformization theorem provides a (unique) isomorphism, a biholomorphic map $\psi = \psi_D : D \rightarrow \hat{\mathbb{C}} \setminus \overline{\mathbb{D}}$ with $\psi(z)/z \rightarrow a > 0$ as $z \rightarrow \infty$. The Green's function $g = g_D = \log |\psi|$ is harmonic on $D \setminus \{\infty\}$ and extends to \mathbb{C} as a subharmonic function by $g(z) = 0$ on K . The map ψ directly gives the capacity $c(K) = 1/a$. The equilibrium measure $\omega = \omega_K$ with support $\partial D \subseteq \partial K$ is the push-forward of the normalized standard Lebesgue measure on $\mathbb{S} = \partial \mathbb{D}$ under the radial limit of ψ^{-1} .

Date: November 4, 2021.

In the case where K is not connected, but say has at least two non-trivial connected components K_1 and K_2 each intersecting ∂D the Green's function still equals $\log |\psi|$ near ∞ for some univalent map $\psi = \psi_D$ with $\psi(z)/z \rightarrow a = \frac{1}{c(K)}$ as $z \rightarrow \infty$, but ψ is not a uniformization of D (see also Lemma 6). One may ask if there is a relation between the restriction of the equilibrium measure $\omega = \omega_K$ on K and the equilibrium measure ω_j on K_j , for $j = 1, 2$. A few examples show that there is not a tangible general such relation. One may then ask the somewhat more basic question:

Are there compact sets $\widehat{K}_1, \widehat{K}_2 \subseteq \mathbb{C}$ and homeomorphisms $\varphi_j : \widehat{K}_j \rightarrow K_j$, for $j = 1, 2$ such that the restriction of ω to K_j equals the scaled push-forward by φ of the equilibrium measure $\widehat{\omega}_j$ on \widehat{K}_j , i.e. $\omega|_{K_j} = \omega(K_j)\varphi_*(\widehat{\omega}_j)$, for $j = 1, 2$?

In this paper we develop a notion of conformal renormalization of compact sets in the complex plane. As a consequence, we show that the answer to the above question is indeed yes, one may even choose the homeomorphisms φ_j above to be conformal on a neighbourhood of K_j .

Theorem 1. *Let $K \subset \mathbb{C}$ be any non-thin compact subset with D , g and ω as above. Let $l > 0$, let W_1, \dots, W_n be the bounded connected components of $\mathbb{C} \setminus g^{-1}(l)$ and let $K_j := K \cap W_j$ for $j = 1, \dots, n$. Then there exist univalent maps $\phi_j : W_j \rightarrow \mathbb{C}$ such that $\widehat{K}_j := \phi(K_j)$ are non-thin compact sets with corresponding Green's functions*

$$(1) \quad g_j = \frac{1}{\omega(K_j)} g \circ \phi_j^{-1}.$$

Moreover ϕ_j is unique up to post-composition by an affine map and thus \widehat{K}_j is unique up to affine transformation.

Corollary 2. *Let $\widehat{\omega}_j$ denote the equilibrium measure for \widehat{K}_j then*

$$(2) \quad \widehat{\omega}_j = \frac{1}{\omega(K_j)} \phi_*(\omega|_{K_j}).$$

We shall say that a compact set K is full if its complement is connected. Clearly for a non-thin and compact set $K \subset \mathbb{C}$ the unbounded connected component D of $\widehat{\mathbb{C}} \setminus K$ is simply connected if and only if the Green's function for D has no positive critical value (see also Lemma 6). We shall say that K is centered if $\psi_D(z) = \frac{1}{c(K)}z + O(1/z)$. The conformal renormalizations of K , which are to be defined below, do not depend on size and position, i.e. are preserved under affine maps. The capacity $c(K)$ fixes K in the affine class of K up to rotations and translations, and adding centeredness furthermore fixes K up to rotation.

Let $K \subset \mathbb{C}$ be a non-thin compact subset with D multiply connected. Here in the Introduction we shall assume the maximal critical value L of the Green's function g for D is simple, i.e. there is a unique simple critical point z_0 with $g(z_0) = L$. The reader will find the more general cases unfolded in Section 4 below.

Let \mathcal{R}_t denote the smooth external ray for K of argument $t \in \mathbb{T}$ (See definition 2.4), and let $t_1 < t_2 < 1 + t_1$ be such that $z_0 \in \mathbb{C}$ is a limit point of \mathcal{R}_{t_1} and \mathcal{R}_{t_2} . Furthermore let Ω_1, Ω_2 be the two connected components of $\mathbb{C} \setminus (\mathcal{R}_{t_1} \cup \{z_0\} \cup \mathcal{R}_{t_2})$ with Ω_1 containing the external rays in the interval $]t_1, t_2[$ and Ω_2 containing the external rays in the interval $]t_2, 1 + t_1[$. Let $K_j := K \cap \Omega_j$, then $K = K_1 \cup K_2$ because $K = g^{-1}(0)$ by non-thinness. Let $\Delta_1 := t_2 - t_1$ and $\Delta_2 := 1 + t_1 - t_2$ be the interior opening angles at ∞ of Ω_1 and Ω_2 respectively.

Theorem 3. *For $j \in 1, 2$, there exist unique univalent maps (uniformizations) $\phi_j : \Omega_j \rightarrow \mathbb{C}$ such that*

- (1) $\widehat{K}_j := \phi_j(K_j)$ are centered and have capacity 1,
- (2) the Green's functions \widehat{g}_j for $\widehat{D}_j := \widehat{\mathbb{C}} \setminus \widehat{K}_j$ satisfy $\widehat{g}_j(z) = g(\phi_j^{-1}(z))/\Delta_j$,
- (3) $\widehat{\omega}_j = (\phi_j)_*(\omega_{|K_j})/\Delta_j$, where $\widehat{\omega}_j$ denote the equilibrium measures for \widehat{K}_j ,
- (4) and finally, the continuous extension of ϕ_j to $\overline{\Omega}_j$ sends the arc $\mathcal{R}_{t_1} \cup \{z_0\} \cup \mathcal{R}_{t_2}$ into the smooth external ray $\mathcal{R}_0(\widehat{K}_j)$.

Note that taking $t'_1 = t_2$ and $t'_2 = 1 + t_1$ exchanges all labels 1 and 2. We call \widehat{K}_1 and \widehat{K}_2 conformal renormalizations of K . There are many different compact sets K' with the same renormalizations as a given set K . However, given the numbers $c(K), L, t_1, \Delta_1$ and non-thin and centered compact sets $\widehat{K}_1, \widehat{K}_2$ of capacity 1, we can reconstruct K up to translation and in particular reconstruct K if K is centered. Indeed, we prove the following converse theorem.

Theorem 4. *Given $t_1 \in \mathbb{T}$ and $C, L, \Delta_1 > 0$ with $\Delta_1 < 1$ and non-thin centered compact sets K_1, K_2 of capacity 1 with corresponding Green's functions g_1 and g_2 satisfying $L > \text{sing}(g_1)\Delta_1$ and $L > \text{sing}(g_2)(1 - \Delta_1)$. Then there exists a unique non-thin and centered compact set K of capacity C such that the Green's function g for D has a unique simple critical point z_0 of maximal potential L with external arguments t_1 and $t_2 = t_1 + \Delta_1$ and such that the conformal renormalizations of K are K_1 and K_2 .*

2. NOTATION AND PRELIMINARIES

We need the following notions and results from potential theory.

Definition 2.1 (Potential and energy). Let μ be a Borel probability measure with compact support $S(\mu) := \text{supp } \mu \subset \mathbb{C}$. We follow the sign-convention of Ransford, [1] and define the *potential* function $p_\mu : \mathbb{C} \rightarrow [-\infty, \infty)$ of μ by

$$p_\mu(z) := \int_{\mathbb{C}} \log |z - w| d\mu(w).$$

And the *energy* I of μ , as

$$I(\mu) := \int_{\mathbb{C}} p_\mu(z) d\mu(z) = \iint_{\mathbb{C} \times \mathbb{C}} \log |z - w| d\mu(w) d\mu(z) \in [-\infty, \infty[.$$

Definition 2.2 (Capacity). For K a bounded subset of \mathbb{C} the (*logarithmic*) *capacity* of K is defined by

$$(3) \quad c(K) := \sup_{\mu} e^{I(\mu)} \in [0, \infty[.$$

where the supremum is taken over all Borel probability measures μ with compact support $S(\mu) \subseteq K$.

The capacity is a set function which satisfies the following elementary properties

- $E \subseteq K \implies c(E) \leq c(K)$.
- $c(\alpha K + \beta) = |\alpha| \cdot c(K)$ for every $\alpha, \beta \in \mathbb{C}$.

A subset E of \mathbb{C} is called polar if $I(\mu) = -\infty$ for every Borel probability measure μ with compact support $S(\mu) \subseteq E$, or equivalently if $c(E) = 0$. We say that a property holds nearly everywhere (n.e.) on a subset E of \mathbb{C} if it holds everywhere on $E \setminus K$ for some Borel polar set K .

The polar sets play the role of negligible sets in potential theory, much like sets of measure zero in measure theory, and every Borel polar set has Lebesgue measure zero.

The complement mapping in $\widehat{\mathbb{C}}$ defines a natural *duality* between the set of compact subsets of \mathbb{C} and the set of domains in $\widehat{\mathbb{C}}$ containing ∞ . That is for $K \subset \mathbb{C}$ a compact subset we define K^* as the connected component D of $\widehat{\mathbb{C}} \setminus K$ containing ∞ . And for $D \subset \widehat{\mathbb{C}}$ with $\infty \in D$ we denote by D^* the compact subset $K = \widehat{\mathbb{C}} \setminus D \subset \mathbb{C}$. The double dual K^{**} of a compact set K equals the polynomial convex hull $\text{Pc}(K)$ of K , i.e. K with holes filled. Recall from the introduction that when $K = K^{**} = \text{Pc}(K)$ we say that K is full. The double dual D^{**} of a domain $D \subset \widehat{\mathbb{C}}$ containing ∞ equals D . It follows that the duality defines a bijection between the set of full compact subsets of \mathbb{C} and the set of subdomains of $\widehat{\mathbb{C}}$ containing ∞ .

For $K \subseteq \mathbb{C}$ a compact set with $c(K) > 0$ the supremum in (3) is attained at a unique Borel probability measure ω_K , called the equilibrium measure of K . The outer boundary of K , i.e. the common boundary of $D = K^*$ and $K^{**} = \text{Pc}(K)$ equals the support of ω_K . Thus the capacity of K equals the capacity of the outer boundary of K , $c(K) = c(\partial \text{Pc}(K))$.

Definition 2.3 (Green's function with pole at ∞). Let $D \subsetneq \widehat{\mathbb{C}}$ be a proper subdomain containing ∞ and with non-polar complement $K = D^*$. The *Green's function* for D (with pole at ∞) is the unique mapping $g = g_D : \widehat{\mathbb{C}} \rightarrow [0, \infty]$, such that

- (1) g is subharmonic on \mathbb{C} ,
- (2) g is harmonic on $D \setminus \{\infty\}$,
- (3) $g_D(\infty) = \infty$,

$$g_D(z) = \log |z| + O(1) \text{ as } z \rightarrow \infty.$$

- (4) g is bounded outside each neighbourhood of ∞ and equals 0 on $\widehat{\mathbb{C}} \setminus \overline{D}$.
- (5) $g_D(z) \rightarrow 0$ as $z \rightarrow \zeta$, for nearly every $\zeta \in \partial D$.

In view of the duality we shall often abuse notation and also call g the Green's function of K .

The existence of a Green's function for any domain $D \subset \widehat{\mathbb{C}}$, which contains ∞ and which has non-polar complement $K = D^*$, is an immediate consequence of Frostmans theorem [1, Thm. 3.3.4]. Indeed the function

$$g(z) = \begin{cases} p_{\omega_K}(z) - I(\omega_K) & \text{for } z \in \mathbb{C} \\ \infty & \text{for } z = \infty \end{cases}$$

satisfies the requirements, where ω_K denotes the equilibrium measure for K . The uniqueness of such functions is an elementary consequence of the extended maximum principle for harmonic functions.

Theorem 5. [1, 4.2.4] *Let D with $\infty \in D \subsetneq \widehat{\mathbb{C}}$ be a proper subdomain with dual full compact set $K = \widehat{\mathbb{C}} \setminus D$ and let $\zeta \in \partial D = \partial K$. Then the following are equivalent:*

- K is non-polar and $\lim_{z \rightarrow \zeta} g_D(z) = 0$,
- the point ζ is a Dirichlet regular boundary point of D ,
- K is non-thin at ζ .

If every $\zeta \in \partial D$ is a Dirichlet regular boundary point, then D is called a Dirichlet regular domain. Correspondingly, if every boundary point of K is non-thin, then K is called non-thin. In view of the above cited theorem, D is Dirichlet regular if and only if K is non-thin and in particular non-polar.

In order to keep things simple we shall in the following consider only full non-thin compact sets K and thus Dirichlet regular dual domains $D = K^*$. For g , the Green's function for D , we denote by critical point for g any point $c \in D$ such that $\nabla g(c) := \left(\frac{\partial g}{\partial x} + i \frac{\partial g}{\partial y} \right)(c) = 0$, and critical value the image $v = g(c) > 0$ of any critical point. We denote by a singular value of g any critical value of g as well as the value $0 = g^{-1}(K)$ and we denote by $\text{sing}(g)$ the set of singular values of g . It follows from the definition of the potential p_{ω_K} that the critical points of g are contained in the convex hull of K and so $\text{sing}(g)$ is bounded.

Our notion of conformal renormalization of a full non-thin disconnected compact set K relies on the fact that the Green's function g for the complement $D = \widehat{\mathbb{C}} \setminus K$ defines a translation structure with purely imaginary translations on $\mathbb{C} \setminus g^{-1}(\text{sing}(g))$, as well as the fact that the corresponding monodromy at ∞ is given by the translation $z \mapsto z + i2\pi$.

As a consequence, the Green's function g of D is the real part of the logarithms of a univalent map ψ mapping the topological disk $U \subseteq D$ around ∞ bounded by the maximal singular values level set for g to a round disk around ∞ . For completeness we include a proof.

Lemma 6. *Let D with $\infty \in D \subsetneq \widehat{\mathbb{C}}$ be a Dirichlet regular domain, and let $g = g_D : \widehat{\mathbb{C}} \rightarrow [0, \infty]$ be the Green's function for D . Let $L = \max\{v | v \in \text{sing}(g)\}$, $U = \{z | g(z) > L\}$ and $V = \{z | \log |z| > L\}$. Then there exists a biholomorphic mapping $\psi : U \rightarrow V$ such that*

$$(4) \quad |\psi(z)| = e^{g(z)}$$

Furthermore $\left| \frac{\psi(z)}{z} \right| \rightarrow \frac{1}{c(\partial D)}$. In particular, ψ is unique up to rotation.

Proof. Since U is a simply connected subset of $\widehat{\mathbb{C}}$, the existence of a conformal mapping $\psi : U \rightarrow V$ follows from Riemann uniformization theorem. We can normalize the conformal isomorphism ψ by requiring that

$$\psi(z) = az + O(1), \quad z \rightarrow \infty$$

for some $a > 0$. Since $\psi(z)$ is holomorphic then $\log |\psi(z)| - L$ is harmonic on $U \setminus \{\infty\}$ and bounded outside each neighbourhood of ∞ . Also $\log |\psi(z)| \rightarrow L$ for every $\zeta \in \partial D$, so by uniqueness of the Green's function $g_U = \log |\psi(z)| - L$.

Notice also that $g_D(z) - L$ is harmonic on $U \setminus \{\infty\}$ and bounded outside each neighbourhood of infinity, so by continuity of g_D , we find that $(g_D(z) - L) \rightarrow 0$ as $z \rightarrow \zeta$ for every $\zeta \in \partial U$ and $g_D(z) - L = \log |z| + O(1)$ as $z \rightarrow \infty$. So by uniqueness of the Green's function $\log |\psi(z)| - L = g_U(z) = g_D(z) - L$. Therefore

$$(5) \quad \log |\psi(z)| = g_D(z)$$

so $|\psi(z)| = e^{g(z)}$ and since $g(z) = \log |z| - I(\omega_{\partial D}) + o\left(\frac{1}{|z|}\right)$ as $z \rightarrow \infty$ then

$$|\psi(z)| = \frac{|z|}{c(\partial D)} + O(1) \quad \text{as } z \rightarrow \infty$$

□

We choose ψ so that $\psi(z)/z \rightarrow 1/c(K)$ as $z \rightarrow \infty$ and define the normalised argument function $\tau : U \setminus \{\infty\} \rightarrow \mathbb{T} = \mathbb{R}/Z$ by observing that ψ is of the form $\psi(z) = e^{g(z) + i2\pi\tau(z)}$, i.e. $2\pi\tau$ is a harmonic conjugate to g .

The equipotential curve of potential $l > 0$ is by definition the level set

$$g^{-1}(l) = \{z | g(z) = l\}.$$

A field-line for g is a smooth curve $\gamma :]a, b[\rightarrow D$, $0 \leq a < b \leq \infty$, which is a solution of the differential equation

$$\gamma'(t) = \frac{\nabla g(\gamma(t))}{\|\nabla g(\gamma(t))\|^2}.$$

Here as usual the overline indicates complex conjugation. This choice of parameterization, relates nicely to the potential since $\frac{d}{dt}g(\gamma(t)) = 1$ so $g(\gamma(t)) = t + C$ where C is a constant of integration. We shall always take $C = 0$, so that the field-line is parametrized by the potential.

Definition 2.4 (Smooth external rays). The *smooth external ray* $\mathcal{R}_t = \mathcal{R}_{t,K}$ for K of argument $t \in \mathbb{T}$ is the range of the maximal field-line for g , which contains the curve $\psi^{-1}(\{e^{l+i2\pi t} \mid l > L\})$. The domain of \mathcal{R}_t is $]a(t), \infty[$, where $a(t) \geq 0$. And the points $z \in \mathcal{R}_t$ are said to have *external argument* t .

Let $\gamma :]a, b[\rightarrow D$ be any maximal field-line. Then $\gamma(b) := \lim_{t \rightarrow b} \gamma(t) \in \widehat{\mathbb{C}}$ exists. We denote it the ascending landing point for γ . If the range of γ is a smooth external ray then $\gamma(b) = \infty = b$. Otherwise $\gamma(b)$ is a critical point for g . If $0 < a$ then $\gamma(a) := \lim_{t \rightarrow a} \gamma(t) \in \mathbb{C}$ exists and is a critical point for g . We denote it the descending landing point of γ . If γ is a ray \mathcal{R}_t and $a = a(t) > 0$ we also say that \mathcal{R}_t bumps into the critical point $\gamma(a)$. If $a = 0$, then $\lim_{t \rightarrow a} \gamma(t)$ may or may not exist, however the accumulation set is a subset of ∂D (see also below). We shall not need this case in our further discussions. A critical point z_0 for g of order $d - 1 \geq 1$ is easily seen to always be the landing point of precisely d ascending field-lines and precisely d descending field-lines. In view of the above we shall also write $\gamma : [a, b] \rightarrow D$, whenever $a > 0$.

Definition 2.5 (Extended external rays.). Suppose \mathcal{R}_t bumps into a critical point z_0 with $g(z_0) = a(t)$. An extended ray \mathcal{R}_t^e of argument t , is a curve $\mathcal{R}_t^e : [l_0, \infty[\rightarrow D$, $0 < l_0 \leq a(t)$ such that $g(\mathcal{R}_t^e(l)) = l$ for any $l \geq l_0$ and $\mathcal{R}_t^e(l) = \mathcal{R}_t(l)$ for $l > a(t)$.

Besides the final ray \mathcal{R}_t an extended ray \mathcal{R}_t^e consists of finitely many maximal field-lines and possibly one segment of a field-line connecting at critical points in \mathcal{R}_t^e . Examples are the left and right extensions of \mathcal{R}_t which always turns left respective right at the critical points encountered when moving from ∞ down the extended ray. However extended rays may also mix left and right turns as well as take intermediate options at non-simple critical points.

3. SIMPLE CONFORMAL RENORMALIZATION

Let K denote a full compact, non-thin subset of the complex plane with dual domain D . Let $g : \widehat{\mathbb{C}} \rightarrow [0, \infty]$ denote the Green's function for D .

For now let us assume that g has exactly one simple critical point of maximal potential, i.e. there exists a point $z_0 \in D$, such that z_0 is a simple critical point and if z is a critical point not equal to z_0 then $g(z) < g(z_0)$.

Let $L := g(z_0)$ and let U, V, ψ and τ be as in Lemma 6 and the trailing remarks of its proof. With these assumptions the level set $g^{-1}(L)$ is a figure eight curve and two external rays, \mathcal{R}_{t_1} and \mathcal{R}_{t_2} , $t_1 < t_2 < 1 + t_1$ will bump at z_0 . By the Jordan curve theorem the complement $\widehat{\mathbb{C}} \setminus (\mathcal{R}_{t_1} \cup \mathcal{R}_{t_2} \cup \{\infty, z_0\})$ consists of two Jordan domains, Ω_1 and Ω_2 , with Ω_1 containing the rays in the interval $]t_1, t_2[$ and Ω_2 containing the rays in the interval $]t_2, 1 + t_1[$. Let $\Delta_1 = (t_2 - t_1)$ and $\Delta_2 = (1 + t_1 - t_2)$ denote the interior opening angles at ∞ of Ω_1 and Ω_2 (see figure 1). We define $K_j = K \cap \Omega_j$ then $K_1 \cap K_2 = \emptyset$ and moreover $K = K_1 \cup K_2$, since K is non-thin.

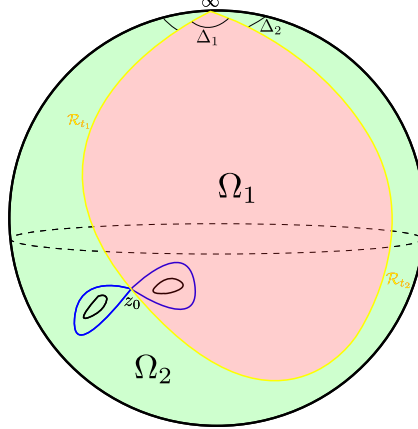


FIGURE 1. An illustration of a Green's function with a single simple critical point of maximal potential as viewed on the Riemann sphere. In black the boundary of the domain D , in blue the equipotential curve $L_{g(z_0)}$, in yellow the external rays $\mathcal{R}_{t_1}, \mathcal{R}_{t_2}$ landing at a critical point z_0 , in light red Ω_1 and in light green Ω_2 . Δ_1 and Δ_2 are the normalised interior angles between \mathcal{R}_{t_1} and \mathcal{R}_{t_2} at ∞ measured in Ω_1 and Ω_2 respectively.

We shall glue \mathcal{R}_{t_1} to \mathcal{R}_{t_2} equipotentially in order to form new surfaces. To this end let \sim_j be the smallest equivalence relation on $\overline{\Omega}_j$ for which $x \sim_j y$ for any pair $x \in \mathcal{R}_{t_1}$ and $y \in \mathcal{R}_{t_2}$ with $g(x) = g(y)$. Note that we may equivalently require that $\psi(x)e^{\Delta_j 2\pi i} = \psi(y)$.

Let $X_j := \overline{\Omega}_j / \sim_j$ be the induced quotient space and let $\pi_j : \overline{\Omega}_j \rightarrow X_j$ be the canonical projection. We equip $\overline{\Omega}_j$ with the relative topology and X_j with the quotient topology, so that π_j is a quotient map. Evidently X_j is compact, simply connected and Hausdorff.

The projection π_j induces a canonical complex structure on X_j making it conformally equivalent to the Riemann sphere. Indeed define $R_j := \pi_j(\mathcal{R}_{t_1}) = \pi_j(\mathcal{R}_{t_2})$.

Lemma 7. *There exists a unique complex structure on X_j such that the restricted projection $\pi_j|_{\Omega_j} : \Omega_j \rightarrow X_j \setminus R_j$ is a biholomorphic mapping.*

Proof. We will need 4 charts to cover X_j .

- (1) We can use the inverse of the projection restricted to Ω_j as the first chart.
- (2) For the second chart we first define strips

$$V_k = \{z \in \mathbb{C} | g(z) > g(z_0), t_k - \varepsilon < \tau(z) < t_k + \varepsilon\} \quad \text{for } k = 1, 2$$

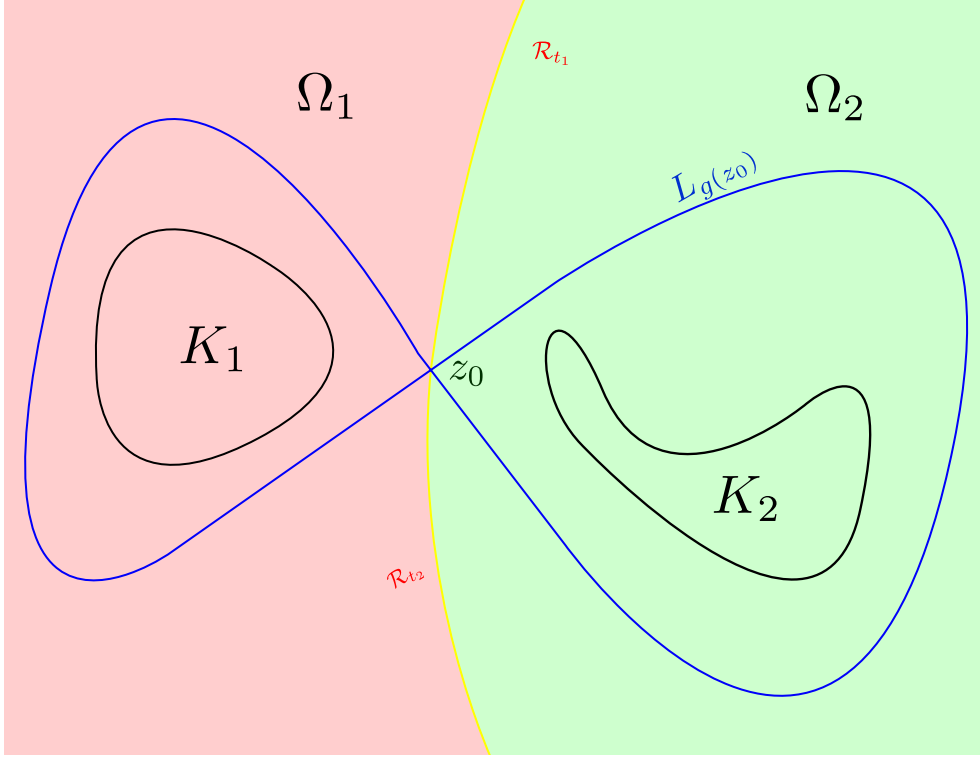


FIGURE 2. An illustration of a Green's function with a single simple critical point of maximal potential. In black the boundary of the domain D , in blue the equipotential curves $L_{g(z_0)}$, in yellow the orthogonal rays, $\mathcal{R}_{t_1}, \mathcal{R}_{t_2}$ landing at z_0 , in light red Ω_1 and in light green Ω_2 .

with ε sufficiently small such that $V_1 \cap V_2 = \emptyset$. Then the mappings $f_j : \pi_j (\overline{\Omega}_j \cap (V_1 \cup V_2)) \rightarrow \psi(V_2)$ defined by

$$f_j(z) = \begin{cases} \psi(\pi_j^{-1}(z)) e^{\Delta_j 2\pi i} & \text{for } z \in \pi_j (V_j \cap \overline{\Omega}_j) \\ \psi(\pi_j^{-1}(z)) & \text{for } z \in \pi_j (V_{3-j} \cap \Omega_j) \end{cases}$$

are evidently homeomorphisms that cover R_j . It now remains to cover $\pi_j(z_0), \pi_j(\infty)$.

- (3) We cover $\pi_j(\infty)$ by the mapping $(\psi(\pi_j^{-1}(z)))^{-\frac{1}{\Delta_j}}$. Since $(\psi(z))^{\frac{1}{\Delta_j}}$ identifies exactly those points which belong to the same equivalence class, then the mapping is a well defined homeomorphism.
- (4) Finally to cover $\pi_j(z_0)$, we use that z_0 is a simple critical point of g . As a consequence there exists a sufficiently small neighbourhood $O_{z_0} \subseteq \mathbb{C}$ of z_0 , $\varepsilon_1 > 0$ and a harmonic conjugate h of g on O_{z_0} with $h(z_0) = 0$ such that $f := g + ih : O_{z_0} \rightarrow \mathbb{D}(g(z_0), \varepsilon_1)$ is a branched $2 : 1$ covering with critical

value $g(z_0)$. It follows that $f(\pi_j^{-1}) : \pi_j(\overline{\Omega}_j \cap O_{z_0}) \rightarrow \mathbb{D}(g(z_0), \varepsilon_1)$ is a chart compatible with the other charts.

Clearly these charts define a complex structure on X_j . Fix $j \in \{1, 2\}$ and let \mathcal{A}_1 denote the above complex structure on X_j . Suppose that \mathcal{A}_2 is another complex structure on X_j , for which $\pi_j|_{\Omega_j}$ is biholomorphic, then any chart on $X_j \setminus R_j$ would clearly have to be compatible.

Suppose that ϕ_1 and ϕ_2 are charts in \mathcal{A}_1 and \mathcal{A}_2 respectively, both covering $w \in R_j$. Let O_w be an open neighbourhood of w covered by both charts. Then their transition mapping $k : \phi_1(O_w) \rightarrow \phi_2(O_w)$ defined by $k = \phi_2 \circ \phi_1^{-1}$ is a homeomorphism and it is holomorphic outside the straight line segment $\phi_2(R_j \cap O_w)$, which is holomorphically removeable. Therefore k extends holomorphically to the entire neighbourhood and so the change of charts is holomorphic. \square

Since X_j is a compact and simply connected Riemann surface, it is isomorphic to the Riemann sphere by the Riemann uniformization theorem.

For $j \in \{1, 2\}$, let $\Phi_j : X_j \rightarrow \widehat{\mathbb{C}}$ be the unique isomorphism normalized by

$$(6) \quad \Phi_j(\pi_j(z)) = (e^{-i2\pi t_j} \psi(z))^{\frac{1}{\Delta_j}} + O\left((\psi(z))^{\frac{-1}{\Delta_j}}\right) \quad \text{as } z \rightarrow \infty,$$

so that in particular $\Phi_j(\pi_j(\infty)) = \infty$.

We define $\phi_j := \Phi_j \circ \pi_j$ and compact subsets $\widehat{K}_j = \phi_j(K_j) \subseteq \mathbb{C}$.

The normalization chosen in equation (6) is natural and allows for a canonical uniformization of K_1 and K_2 .

Each compact set \widehat{K}_j is full and non-thin and therefore carries a unique equilibrium measure, $\widehat{\omega}_j$, and its dual domain, \widehat{D}_j , has a unique Green's function $\widehat{g}_j : \widehat{D}_j \rightarrow [0, \infty]$.

We are now ready to establish the connection between \widehat{K}_j and K .

Theorem 8. *In the notation above*

- (1) $\widehat{g}_j(z) = \frac{1}{\Delta_j} g(\phi_j^{-1}(z))$.
- (2) ϕ_j is unique with the following normalizations
 - (a) $c(\widehat{K}_j) = 1$
 - (b) \widehat{K}_j is centered
 - (c) $\phi_j(\mathcal{R}_{t_1}) = \phi_j(\mathcal{R}_{t_2})$ is an initial subarc of the smooth external ray for \widehat{K}_j of argument 0.

Proof. (1) Note that $\frac{1}{\Delta_j}g(\phi_j^{-1}(z))$ is a well defined function since g respects the equivalence relation. Let $w \in \bar{\Omega}_j$, then as $w \rightarrow \infty$ we have

$$\begin{aligned}
 (7) \quad \log |\phi_j(w)| &= \log \left| \psi(w)^{1/\Delta_j} + O\left(\frac{1}{\psi(w)^{1/\Delta_j}}\right) \right| \\
 (8) \quad &= \log |\psi(w)^{1/\Delta_j}| + O\left(\left|\frac{1}{\psi(w)^{2/\Delta_j}}\right|\right) \\
 (9) \quad &= \frac{1}{\Delta_j} \log |\psi(w)| + O\left(\left|\frac{1}{\psi(w)^{2/\Delta_j}}\right|\right) \\
 (10) \quad &= \frac{1}{\Delta_j} g(w) + O\left(\left|\frac{1}{\psi(w)^{2/\Delta_j}}\right|\right)
 \end{aligned}$$

Since $|\psi(w)| = O(|w|)$ as $w \rightarrow \infty$, then $O\left(\left|\frac{1}{\psi(w)^{2/\Delta_j}}\right|\right)$ is $o(1)$ as $w \rightarrow \infty$ so

$$(11) \quad \frac{1}{\Delta_j} g(w) = \log |\phi_j(w)| + o(1) \text{ as } w \rightarrow \infty$$

Now let $z = \phi_j(w)$ then as $w \rightarrow \infty$ we have that $z \rightarrow \infty$ so

$$(12) \quad \frac{1}{\Delta_j} g(\phi_j^{-1}(z)) = \log |z| + o(1) \text{ as } z \rightarrow \infty$$

And since $\frac{1}{\Delta_j}g(\phi_j^{-1}(z))$ is harmonic and vanishes exactly at $\partial\widehat{D}_j$ it must, by uniqueness of the Green's function, be the Green's function for the component containing ∞ of $\widehat{\mathbb{C}} \setminus \widehat{K}_j$.

(2) Suppose we have two uniformizations ϕ_j and ϕ'_j univalent on Ω_j , extending continuously to $\mathcal{R}_{t_1} \cup \mathcal{R}_{t_2}$ with $\phi(\mathcal{R}_{t_1}(l)) = \phi(\mathcal{R}_{t_2}(l))$. Then $k = \phi'_j \circ \phi_j^{-1}$ is a homeomorphism from $\widehat{\mathbb{C}}$ to itself and it is holomorphic outside the arc $\phi_j(\mathcal{R}_{t_1})$, which is holomorphically removeable. Therefore k extends holomorphically to all of $\widehat{\mathbb{C}}$ and so it must be a mobius transformation. By (1) then $k(\infty) = \infty$ so k must be affine. Now (a), (b) and (c) fixes ϕ in the affine class.

(a) It follows immediately from equation (12) that the energy for the equilibrium measure of \widehat{K}_j is 0. Hence the capacity is 1.

(b) It follows from equation (10) that $\log |\phi_j(w)| = \frac{1}{\Delta_j}g(w) + O\left(\left|\frac{1}{\psi(w)^2}\right|\right)$ and therefore

$$\widehat{g}_j(z) = \log |z| + O(|1/z^2|)$$

so we have that $|e^{\widehat{g}_j(z)}| = |z| + O(|1/z|)$ as $z \rightarrow \infty$, i.e. \widehat{K}_j is centered. (c) Property (a) and (b) fixes ϕ_j up to rotation, it then follows from the normalization in equation (6) that $\phi_j(\mathcal{R}_{t_1}) = \phi_j(\mathcal{R}_{t_2}) = \Phi_j(R_j)$ is an initial subarc of the smooth external ray for \widehat{K}_j of argument 0. \square

We will call the triple $(\Omega_j, \phi_j, \widehat{K}_j)$ for a *simple normalized conformal renormalizations* of K . If f is an affine map then the triple $(\Omega_j, f \circ \phi_j, f(\widehat{K}_j))$ is called a *simple conformal renormalizations*. We remark that in this simple case, the image of the critical point, z_0 , under each ϕ_j is no longer a critical point. In fact the maximal critical values are strictly smaller than $g_j(\phi(z_0)) = L/\Delta_j$ for each $j = 1, 2$.

4. GENERALISATIONS

In this section we show how to generalize Theorem 8 as well as the construction leading up to it. Note that while external rays are always disjoint, two or more extended rays may intersect. This motivates the following definition.

Definition 4.1. Let \mathcal{R}_{t_1} and \mathcal{R}_{t_2} be two external rays bumping into the same critical point with $t_1 < t_2 < 1 + t_1$. And let $\mathcal{R}_{t_1}^e, \mathcal{R}_{t_2}^e$ be extended rays with domain $[l_0, \infty[$, where $l_0 > 0$. We call $(\mathcal{R}_{t_1}^e, \mathcal{R}_{t_2}^e)$ an *extended ray-pair* iff $\mathcal{R}_{t_1}^e(l_0) = \mathcal{R}_{t_2}^e(l_0)$

Possibly increasing l_0 we may assume that $\mathcal{R}_{t_1}^e(l) \neq \mathcal{R}_{t_2}^e(l)$ for $l > l_0$. Then the common end-point $\mathcal{R}_{t_1}^e(l_0) = \mathcal{R}_{t_2}^e(l_0)$ is a critical point for g .

Let $t_1 < t_2 < 1 + t_1$ be arguments of external rays co-landing on a simple critical point z_0 of maximal potential L , as in Section 3 and let $\mathcal{R}_{t_1}^e, \mathcal{R}_{t_2}^e$ be the unique extended rays with domain $[L, \infty[$. Then both $(\mathcal{R}_{t_1}^e, \mathcal{R}_{t_2}^e)$ and $(\mathcal{R}_{t_2}^e, \mathcal{R}_{t_1}^e)$ are examples of extended ray-pairs.

Definition 4.2. A *conformal renormalization* of K is a triple $(\Omega, \phi, \widehat{K})$ such that

- (1) Ω is a domain in \mathbb{C} with boundary a finite collection of extended ray-pairs $(\mathcal{R}_{t_1}^e, \mathcal{R}_{t_2}^e), \dots, (\mathcal{R}_{t_{2n-1}}^e, \mathcal{R}_{t_{2n}}^e)$ where $t_1 < t_2 < t_3 < \dots < t_{2n-1} < t_{2n} < 1 + t_1$.
- (2) $\phi : \Omega \rightarrow \mathbb{C}$ is univalent.
- (3) $\widehat{K} = \phi(K \cap \Omega)$.
- (4) $\widehat{g}(z) = \frac{1}{\omega(K \cap \Omega)} g(\phi^{-1}(z))$, where ω is the equilibrium measure for K , g is the

Green's function for $D = \widehat{\mathbb{C}} \setminus K$ and \widehat{g} is the Green's function for $\widehat{D} = \widehat{\mathbb{C}} \setminus \widehat{K}$.

Moreover we call $(\Omega, \phi, \widehat{K})$ a *normalized conformal renormalization* of K when \widehat{K} is centered and $c(\widehat{K}) = 1$.

Note that in the above definition

$$\omega(K \cap \Omega) = 1 - \sum_{j=1}^n (t_{2j} - t_{2j-1}).$$

We shall refer to \widehat{K} as a conformal renormalization of K , when Ω and ϕ is understood from the context. It follows from theorem 8 and the fact that $\Delta_j = \omega(K_j)$ that \widehat{K}_1 and \widehat{K}_2 are normalized conformal renormalizations of K .

It is easy to construct examples of compact sets K with two distinct renormalizations $(\Omega_1, \phi_1, \widehat{K}_1)$, $(\Omega_2, \phi_2, \widehat{K}_2)$, with $\Omega_1 \cap \Omega_2 = \emptyset$ and $\widehat{K}_1 = \widehat{K}_2$. But given K and Ω the map ϕ and the set \widehat{K} are essentially unique.

Theorem 9. *Let $(\Omega, \phi, \widehat{K})$ be a conformal renormalization of K . Then \widehat{K} is unique up to affine transformation and equivalently the univalent map ϕ is unique up to post-composition by an (the same) affine map. Moreover ϕ extends continuously to the boundary of Ω with $\phi(\mathcal{R}_{t_{2j-1}}^e) = \phi(\mathcal{R}_{t_{2j}}^e)$ either a segment of a smooth external ray or of an extended external ray for each j .*

Proof. Suppose $(\Omega, \phi_1, \widehat{K}_1)$ and $(\Omega, \phi_2, \widehat{K}_2)$ both are conformal renormalisations of K with the same domain Ω . Define $f = \phi_2 \circ \phi_1^{-1} : \phi_1(\Omega) \rightarrow \phi_2(\Omega)$. We must prove that f is affine. We first note that f maps field-lines to field-lines and in particular external rays to external rays, since $\widehat{g}_1(z) = \widehat{g}_2(f(z))$ and for the same price $2\pi\widehat{\tau}_1(z) - 2\pi\widehat{\tau}_2(f(z))$ is locally constant, being harmonic conjugates of the Green's functions. Also $\widehat{\tau}_j(z) - \tau(\phi_j^{-1}(z))$, $j = 1, 2$ are locally constant by property (4). It follows that the continuous extension of ϕ_j to any of the extended ray-pairs bounding Ω , maps the pair into the same ray or possibly onto an extended ray. But then f extends to a homeomorphism from \mathbb{C} to \mathbb{C} . Finally since any extended ray is holomorphically removeable then f is an isomorphism from \mathbb{C} to \mathbb{C} and therefore f is affine. \square

Theorem 10. *Let $(\Omega, \phi, \widehat{K})$ be a conformal renormalization of K then*

$$\widehat{\omega} = \frac{1}{\omega(K \cap \Omega)} \phi_*(\omega|_{(K \cap \Omega)})$$

where $\widehat{\omega}$ is the equilibrium measure for \widehat{K} and ω is the equilibrium measure for K .

Proof. Let $C_c^\infty(U)$ denote be space of compactly supported C^∞ -functions on $U \subseteq \mathbb{C}$.

Since $(\Omega, \phi, \widehat{K})$ is a conformal renormalizations then $p_{\widehat{\omega}}(z) = \frac{1}{\omega(K \cap \Omega)} (p_\omega(\phi^{-1}) + I(\omega))$, so therefore

$$\Delta p_{\widehat{\omega}} = \Delta \left(\frac{1}{\omega(K \cap \Omega)} p_\omega \circ \phi^{-1} \right)$$

where Δ denotes the generalised Laplace operator. Now let $f \in C_c^\infty(\mathbb{C})$ then $f \circ \phi \in C_c^\infty(\bar{\Omega})$ and

$$(13) \quad 2\pi \int_{\mathbb{C}} f \, d \left(\frac{1}{\omega(K \cap \Omega)} \phi_* (\omega|_{\bar{\Omega}}) \right) = \frac{2\pi}{\omega(K \cap \Omega)} \int_{\bar{\Omega}} (f \circ \phi) \, d\omega$$

$$(14) \quad = \frac{1}{\omega(K \cap \Omega)} \int_{\bar{\Omega}} (f \circ \phi) \, \Delta p_\omega$$

$$(15) \quad = \int_{\mathbb{C}} f \, \Delta \left(\frac{1}{\omega(K \cap \Omega)} p_\omega \circ \phi^{-1} \right)$$

$$(16) \quad = \int_{\mathbb{C}} f \, \Delta p_{\hat{\omega}} = 2\pi \int_{\mathbb{C}} f \, d\hat{\omega}$$

So $\hat{\omega} = \frac{1}{\omega(K \cap \Omega)} \phi_* (\omega|_{\bar{\Omega}})$. □

Theorem 3 is an immediate consequence of the above theorem together with the fact that each $(\Omega_j, \phi_j, \hat{K}_j)$, $j = 1, 2$ is a conformal renormalization of K .

Theorem 11. *Let K be a non-thin compact set and let Ω be a domain in \mathbb{C} with boundary a finite collection of extended ray-pairs $(\mathcal{R}_{t_1}^e, \mathcal{R}_{t_2}^e), \dots, (\mathcal{R}_{t_{2n-1}}^e, \mathcal{R}_{t_{2n}}^e)$ where $t_1 < t_2 < t_3 < \dots < t_{2n-1} < t_{2n} < 1 + t_1$. Then there exists a univalent map $\phi : \Omega \rightarrow \mathbb{C}$ such that $(\Omega, \phi, \phi(K \cap \Omega))$ is a normalized conformal renormalization of K .*

Before we proceed with the proof let us prove the following generalization of Lemma 7. Let K be a non-thin, non-connected compact set with D the connected component of $\hat{\mathbb{C}} \setminus K$ containing ∞ . Let z_0 be a critical point for the Green's function g for D and suppose $(\mathcal{R}_{t_1}^e, \mathcal{R}_{t_2}^e)$, $\mathcal{R}_{t_j}^e : [l_0, \infty[\rightarrow D$, $j = 1, 2$ is an extended ray-pair with $t_1 < t_2 < 1 + t_1$ and $z_0 = R_{t_1}^e(l_0) = R_{t_2}^e(l_0)$. Write $\Gamma := \mathcal{R}_{t_1}^e \cup \mathcal{R}_{t_2}^e$ and let Ω_1, Ω_2 be the connected components of $\mathbb{C} \setminus \Gamma$ containing the rays \mathcal{R}_t with $t_1 < t < t_2$ respectively $t_2 < t < 1 + t_1$.

Consider $\omega \subseteq \mathbb{C}$ an open neighbourhood of Γ . Define $\omega_j := \omega \cap \Omega_j$ and for each $j = 1, 2$. Let \sim_j denote the smallest equivalence relation on $\bar{\omega}_j = \omega_j \cup \Gamma$ for which $\mathcal{R}_{t_1}^e(l) \sim_j \mathcal{R}_{t_2}^e(l)$ for every $l \geq l_0$. Let $X_j := \bar{\omega}_j / \sim_j$ denote the quotient space and $\pi_j : \bar{\omega}_j \rightarrow X_j$ the canonical projection. Set $R_j := \pi_j(\Gamma)$ and equip X_j with the quotient topology. Then

Lemma 12. *The topological space X_j has a unique complex structure for which the restriction $\pi_j : \omega_j \rightarrow X_j \setminus R_j$ is biholomorphic.*

Proof. Possibly reducing ω we can suppose ω is a simply connected subset on which $g(z) > l_0/2$. Let $h : \omega \rightarrow \mathbb{R}$ denote the harmonic conjugate of g on ω normalized by $h(z_0) = 0$. Then $h \equiv 0$ on Γ . Define $f = g + ih$ on ω , then possibly reducing ω further we can suppose all critical values of f are contained in the line $[l_0, \infty[$, since the critical points of f are the critical points of g in ω and g has only finitely many critical points with critical value at least $l_0/2$. Let $l_0 < l_1 < \dots < l_n$ denote

the critical values of f and $l_{n+1} := \infty$. Write $I_k :=]l_k, l_{k+1}[$ for $k = 1, \dots, n$. And for $\varepsilon > 0$ write $I_\varepsilon :=]-\varepsilon, \varepsilon[$ and $I_\varepsilon(l) := l + I_\varepsilon$ for $l \in \mathbb{R}$.

By compactness of $\mathcal{R}_{t_j}^e([l_0, l_n])$ there exists $\varepsilon > 0$ such that

- (1) The connected component Δ^0 of $f^{-1}(I_\varepsilon(l_0) \times I_\varepsilon)$ containing z_0 maps properly onto $I_\varepsilon(l_0) \times I_\varepsilon$ with degree $\deg(f, z_0)$ and unique critical value l_0 .
- (2) For $j = 1, 2$ and $k = 1, \dots, n$ the connected component Δ_j^k of $f^{-1}(I_\varepsilon(l_k) \times I_\varepsilon)$ containing $\mathcal{R}_{t_j}(l_k)$ maps properly onto $I_\varepsilon(l_k) \times I_\varepsilon$ with degree $\deg(f, \mathcal{R}_{t_j}(l_k))$ and if the degree is greater than 1 unique critical value l_k .
- (3) For $j = 1, 2$ and $k = 0, \dots, n-1$ the connected component Ξ_j^k of $f^{-1}(I_k \times I_\varepsilon)$ containing $\mathcal{R}_{t_j}(I_k)$ maps isomorphically onto $I_k \times I_\varepsilon$.
- (4) For $j = 1, 2$ the connected components Ξ_j^n of $f^{-1}(I_n \times \infty)$ containing $\mathcal{R}_{t_j}(I_n)$ maps isomorphically onto $f(\Xi_j^n) \supset I_n$.

We define $\widehat{\Delta}_j^0 := \pi_j(\Delta^0)$, $\widehat{\Delta}_j^k := \pi_j((\Delta_1^k \cup \Delta_2^k) \cap \overline{\omega}_j)$ and $\widehat{\Xi}_j^k := \pi_j(\Xi_1^k \cup \Xi_2^k) \cap \overline{\omega}_j$. For the existence of the complex structures fix $j \in \{1, 2\}$. We need to provide for each $w \in R_j$ a local chart around w compatible with $\pi_j^{-1} : X_j \setminus R_j \rightarrow \omega_j$. For $w = R_j(l)$ with $l \in I_k$ for some k the open set $\widehat{\Xi}_j^k$ is a neighbourhood of w and $f \circ \pi_j^{-1}$ is a local chart compatible with π^{-1} . For $w = R_j(l_k)$ with $0 < k \leq n$, the set $\widehat{\Delta}_j^k$ is an open neighbourhood of w . Moreover for $j = 1$ the image by f of Δ_1^k covers the set $I_\varepsilon(l_k) \times [0, \varepsilon[$ $1 + m_{11}^k$ times and the set $I_\varepsilon(l_k) \times]-\varepsilon, 0[$ m_{11}^k times, where $m_{11}^k \geq 0$ and the image by f of Δ_2^k covers the set $I_\varepsilon(l_k) \times]-\varepsilon, 0[$ $1 + m_{12}^k$ times and the set $I_\varepsilon(l_k) \times]0, \varepsilon[$ m_{12}^k times, where $m_{12}^k \geq 0$. Hence $f(\pi_1^{-1} : \widehat{\Delta}_1^k \rightarrow I_\varepsilon(l_k) \times I_\varepsilon)$ is a topological branched covering of degree $d_1^k := 1 + m_{11}^k + m_{12}^k$ with unique critical value l_k and thus $(f(\pi_1^{-1}) - l_k)^{1/d_1^k}$ is a local chart holomorphically compatible with π^{-1} . And similarly for $j = 2$. (Note that since l_k is a critical value of f we have $m_{11}^k + m_{12}^k + m_{21}^k + m_{22}^k \geq 1$.) Finally for $w = \pi_j(z_0) = R_j(l_0)$ the set $\widehat{\Delta}_j^0$ is an open neighbourhood of w and the image of $\Delta^0 \cap \overline{\omega}_j$ by f covers $]l_0, l_0 + \varepsilon[$ $1 + d_j^0$ times and $I_\varepsilon(l_0) \times I_\varepsilon \setminus [l_0, l_0 + \varepsilon[$ d_j^0 times so that $f(\pi^{-1}) : \widehat{\Delta}_j^0 \rightarrow I_\varepsilon(l_0) \times I_\varepsilon$ is a topological degree d_j^0 branched covering with unique critical value l_0 and thus $(f(\pi_1^{-1}) - l_0)^{1/d_j^0}$ is a local chart holomorphically compatible with π^{-1} . Clearly any pair of these charts are also mutually holomorphically compatible. This proves existence.

For the uniqueness suppose $\chi : \Sigma \rightarrow \mathbb{C}$ is a chart around $w \in R_j$ holomorphically compatible with π_j^{-1} . Let η be one of the above charts defined around w , the $\chi \circ \eta$ is holomorphic off the real line by construction. However as the real line is holomorphically removeable $\chi \circ \eta$ is everywhere holomorphical and so belongs to the same complex structure as defined above. \square

Proof of theorem 11. Define \sim to be the smallest equivalence relation on $\overline{\Omega}$ such that for any $j \in \{1, \dots, n\}$ and any $x \in \mathcal{R}_{t_{2j-1}}$, $y \in \mathcal{R}_{t_{2j}}$ with $g(x) = g(y) : x \sim y$. Then $X := \overline{\Omega}/\sim$ equipped with the quotient topology is compact, connected, simply connected and Hausdorff. Let $\pi : \overline{\Omega} \rightarrow X$ denote the canonical projection.

Claim 1: The space X has a unique complex structure for which the restriction $\pi : \Omega \rightarrow X \setminus \pi(\partial\Omega)$ is biholomorphic.

Proof of Claim 1: Indeed by Lemma 11 above we need only check that $\pi(\infty)$ is a puncture. To this end we define a conformal isomorphism of a neighbourhood of $\pi(\infty)$ onto a neighbourhood of ∞ compatible with π and hence with the other local charts. Let $\psi : U \rightarrow V$ be as in Lemma 6. Then $\Omega \cap U$ has n connected components mapping univalently by ψ to the n sectors in V consisting of points with arguments in the intervals $]t_{2j}, t_{(2j+1) \bmod 2n}[$. Let $U' := \pi(\bar{\Omega} \cap U)$. Denote by Σ_j the component of $\Omega \cap U$ intersecting \mathcal{R}_t with $t \in]t_{2j}, t_{(2j+1) \bmod 2n}[$ and write $\Delta_j := (t_{(2j+1) \bmod 2n} - t_{2j})$. Let $\Delta = \sum_{j=1}^n \Delta_j = \omega(K \cap \Omega)$, let $\tau_1 = 0$ and let $\tau_j = \sum_{k=1}^{j-1} \Delta_k$ for $j = 2, \dots, n$. Define a homeomorphism $\varphi : \pi(U') \rightarrow V' := \{z \mid \log|z| > L/\Delta\}$ by

$$\varphi(\pi(z)) = e^{i2\pi\tau_j/\Delta} \left(\frac{\psi(z)}{e^{i2\pi t_{2j}}} \right)^{1/\Delta} \quad z \in \Sigma_j,$$

where the root is the principal root, i.e.

$$\left(\frac{\psi(z)}{e^{i2\pi t_{2j}}} \right)^{1/\Delta} := \exp \left(\frac{g(z) + i(h(z) - 2\pi t_{2j})}{\Delta} \right).$$

Then φ is holomorphic for the complex structure already defined on $X \setminus \pi(\infty)$ and so defines a chart around $\pi(\infty)$ sending ∞ to ∞ . Since there are charts around each scar $\pi(\mathcal{R}_{t_{2j-1}}^e) = \pi(\mathcal{R}_{2j}^e)$ mapping the scar to a line segment, the scars are holomorphically removeable. And so any homeomorphism $\eta : W \rightarrow \eta(W) \subset \mathbb{C}$ holomorphically compatible with π and defined near a point w_0 on some scar or the point $\pi(\infty)$ is holomorphically compatible with the charts defined above. Thus the complex structure is uniquely defined by π .

Let $\Phi : X \rightarrow \hat{\mathbb{C}}$ denote the isomorphism normalized by

$$(17) \quad \Phi(\pi(z)) = \varphi(\pi(z)) + o(1) \quad \text{as} \quad z \rightarrow \infty,$$

so that in particular $\Phi(\pi(\infty)) = \infty$. Then $\phi : \Omega \rightarrow \mathbb{C}$ give by $\phi := \Phi \circ \pi$ is univalent. Let $\hat{K} := \phi(\Omega \cap K)$ and let $\hat{R}_j := \Phi(\pi(\mathcal{R}_{t_{2j-1}}^e)) = \Phi(\pi(\mathcal{R}_{2j}^e))$. Then

Claim 2: The triple (Ω, ϕ, \hat{K}) is a conformal renormalization of K .

Proof of Claim 2: The proof is verbatim the same as that of Theorem 8 \square

Example 13. Let g be the Green's function defined by a non-thin compact set K and suppose g has a unique critical point z_0 of maximal potential $L = g(z_0)$. Let \mathcal{R}_{t_1} and \mathcal{R}_{t_2} with $t_1 < t_2 < 1 + t_1$ be two smooth rays landing at z_0 and let $\mathcal{R}_{t_j}^e : [L, \infty[\rightarrow \mathbb{C}$ be the unique extensions to $[L, \infty[$. Then there exist conformal renormalizations $(\Omega_j, \phi_j, \hat{K}_j)$ where Ω_j , $j = 1, 2$ are the connected components of $\mathbb{C} \setminus (\mathcal{R}_{t_1}^e \cup \mathcal{R}_{t_2}^e)$. If the order of the critical point z_0 is greater than one then at least for one of the two, say for $j = 1$ the image $\phi_j(\mathcal{R}_{t_2}^e)$ is an extended ray with endpoint a critical point of lower order.

Next we will consider the case of an arbitrary number of critical points of maximal potential and a region Ω bounded by some finite number of co-landing pairs of rays. An example of such a case is sketched in figure 3.

Example 14. Let g be a Green's function defined by a non-thin compact set K and suppose z_1, \dots, z_m , $m \geq 1$ are distinct critical points of maximal potential $L = g(z_1) = \dots = g(z_m)$. For $j \in \{1, \dots, n\}$ let $\mathcal{R}_{t_{2j-1}}$ and $\mathcal{R}_{t_{2j}}$ be a pair of smooth rays co-landing at $z_{k(j)}$ with $t_1 < t_2 < \dots < t_{2n-1} < t_{2n} < 1 + t_1$. Let $\mathcal{R}_{t_j}^e : [L, \infty[\rightarrow \mathbb{C}$ be the unique such extensions for each j . Then for each connected component Ω of $\mathbb{C} \setminus \left(\bigcup_{j=1}^{2n} \mathcal{R}_j^e \right)$ there exists a conformal isomorphism $\phi : \Omega \rightarrow \mathbb{C}$ such that (Ω, ϕ, \hat{K}) , where $\hat{K} := \phi(K)$ is a conformal renormalization of K .

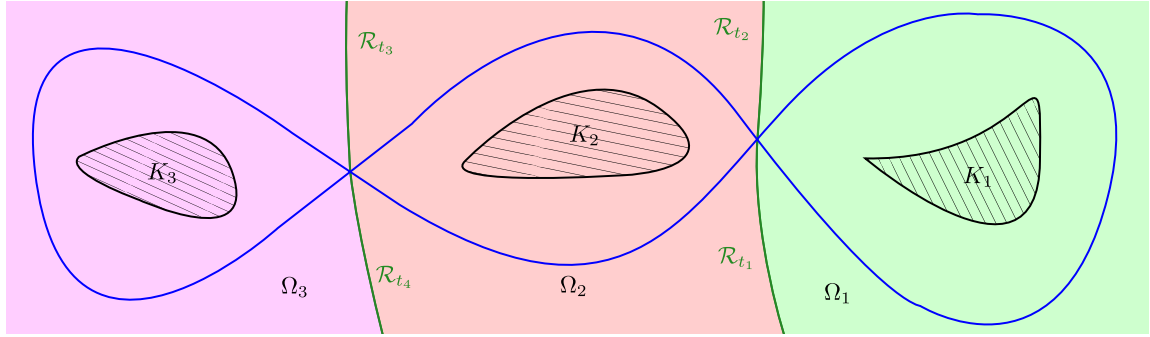


FIGURE 3. An illustration of a Green's function with two simple critical points of maximal potential. In black the boundary of the domain D , in blue the equipotential curves $L_{g(z_1)} = L_{g(z_2)}$, in dark green the orthogonal rays, $\mathcal{R}_{t_1}, \mathcal{R}_{t_2}, \mathcal{R}_{t_3}, \mathcal{R}_{t_4}$ landing at z_2 and z_1 respectively, in light green, light red and light purple the domains Ω_1, Ω_2 and Ω_3 respectively.

4.1. Iterated renormalization. Conformal renormalization behaves well under iteration.

Proposition 15. Suppose (Ω, ϕ, \hat{K}) is a conformal renormalization of a non-thin compact set K . And suppose further that $(\hat{\Omega}, \hat{\pi}, \hat{\hat{K}})$ is a conformal renormalization of \hat{K} . Define $\hat{\hat{\Omega}} := \phi^{-1}(\hat{\Omega})$ and $\hat{\hat{\pi}} := \hat{\pi} \circ \phi : \hat{\hat{\Omega}} \rightarrow \mathbb{C}$, then $(\hat{\hat{\Omega}}, \hat{\hat{\pi}}, \hat{\hat{K}})$ is a conformal renormalization of K .

Proof. Clearly points (1)-(3) of Definition 4.2 are fulfilled. For (4) let g denote the Green's function defined by K , \hat{g} the Green's function defined by \hat{K} and $\hat{\hat{g}}$ the Green's function defined by $\hat{\hat{K}}$. And let ω denote the equilibrium measure for K ,

$\widehat{\omega}$ the equilibrium measure for \widehat{K} and $\widehat{\widehat{\omega}}$ the equilibrium measure for $\widehat{\widehat{K}}$. Then

$$\begin{aligned}\widehat{\widehat{g}}(z) &= \frac{1}{\widehat{\omega}(\widehat{K} \cap \widehat{\Omega})} \widehat{g}(\widehat{\phi}^{-1}(z)) = \frac{1}{\widehat{\omega}(\widehat{K} \cap \widehat{\Omega}) \omega(K \cap \Omega)} g(\phi^{-1}(\widehat{\phi}^{-1}(z))) \\ &= \frac{1}{\omega(K \cap \widehat{\Omega})} g(\widehat{\widehat{\pi}}^{-1}(z)).\end{aligned}$$

Thus $(\widehat{\widehat{\Omega}}, \widehat{\widehat{\pi}}, \widehat{\widehat{K}})$ is a conformal renormalization of K . \square

4.2. Direct deeper renormalizations. Towards a proof of Theorem 1. Let g be the Green's function defined by a non-thin compact set K . And let W be a Jordan domain with smooth boundary, along which ∇g points out of W , i.e. let $\delta : [a, b] \rightarrow \partial W$ be a regular (δ' never vanishing) parametrization, then $|\text{Arg}(i\nabla g(\delta(t))/\delta'(t))| < \pi/2$ for every $t \in [a, b]$.

Proposition 16. *Suppose $\phi : W \rightarrow \mathbb{C}$ is a univalent map such that the Green's function \widehat{g} defined by $\widehat{K} := \phi(W \cap K)$ satisfies*

$$\widehat{g}(z) = \frac{1}{\omega(K \cap \Omega)} g(\phi^{-1}(z)).$$

Then ϕ is unique up to post-composition by an affine map and equivalently \widehat{K} is unique up to affine transformation.

Proof. Let $\phi_j : W \rightarrow \mathbb{C}$, $j = 1, 2$ be two univalent maps with $g(z) = \widehat{g}_j(\phi_j(z))$, where \widehat{g}_j is the Green's function defined by $\widehat{K}_j := \phi_j(K)$. Let ω denote the equilibrium measure on K and $\widehat{\omega}_j$ the equilibrium measure on \widehat{K}_j . Then $\widehat{\omega}_j = (\phi_j)_*(\omega|_{(K \cap W)})/\omega(K \cap W)$ by a proof similar to that of Theorem 10. Thus \widehat{g}_j has no critical point outside W_j and in fact not in a neighbourhood of ∂W_j by the hypothesis ∇g points out of W . Hence the univalent maps $\psi_j = \exp(\widehat{g}_j + i\widehat{h}_j) : U_j \rightarrow V_j$ of Lemma 6 univalently extend to a neighbourhood of $\widehat{\mathbb{C}} \setminus W_j$ for each j . Moreover $h - (\omega(K \cap W) \cdot \widehat{h}_j \circ \phi_j)$ are constant functions where defined. Thus possibly adding a constant to say \widehat{h}_2 and adjusting domains we can suppose $\omega(K \cap W) \cdot \widehat{h}_1 \circ \phi_1 = \omega(K \cap W) \cdot \widehat{h}_2 \circ \phi_2$ on $W \setminus W'$, where $K \cap W \subset W'$ and $\overline{W'} \subset W$. Let $\widehat{W}'_j := \phi_j(W')$. Then $\phi_2 \circ \phi_1^{-1} = \psi_2 \circ \psi_1^{-1} : \widehat{W}_1 \setminus \widehat{W}'_1 \rightarrow \widehat{W}_1 \setminus \widehat{W}'_1$ is an isomorphism. Hence we can define an isomorphism $\eta : \widehat{\mathbb{C}} \rightarrow \widehat{\mathbb{C}}$ fixing ∞ by

$$\eta(z) = \begin{cases} \phi_2 \circ \phi_1^{-1}(z), & z \in \widehat{W}_1, \\ \psi_2 \circ \psi_1^{-1}(z), & z \notin \widehat{W}_1. \end{cases}$$

Since $\eta(\infty) = \infty$, the map η is the desired affine map such that $\phi_2 = \eta \circ \phi_1$ and $\widehat{K}_2 = \eta(\widehat{K}_1)$. \square

4.3. Proof of Theorem 1. Let g be the Green's function defined by a non-thin compact set K . Let $l > 0$ be arbitrary and let W be a bounded connected component of $\mathbb{C} \setminus g^{-1}(l)$. Let $I \subset \mathbb{T}$ denote the set of arguments t such that $\mathcal{R}_t \cap W \neq \emptyset$. Then either $I = \mathbb{T}$ and W contains K or I is a finite union of open intervals. Let $t_1 < t_2 < \dots < t_{2n} < 1 + t_1$ be the endpoints of these intervals such that

$$I = \bigcup_{j=1}^n]t_{2j}, t_{2j+1} \bmod{2n}[$$

Then there are n distinct critical points z_1, \dots, z_n and pairs of extend rays $(\mathcal{R}_{t_{2j-1}}^e, \mathcal{R}_{t_{2j}}^e)$ co-landing on z_j and bounding a domain Ω such that $W \subset \Omega$ and $W \cap K = \Omega \cap K$.

Let $(\Omega, \phi, \widehat{K})$ denote the corresponding conformal renormalization of K , whose existence is assured by Theorem 11. Then by Theorem 10 the restriction of ϕ to W fulfills the requirements of Theorem 1 for W . Moreover by Proposition 16 the map ϕ is unique up to post composition by an affine map. Since W was an arbitrary connected component of $\mathbb{C} \setminus g^{-1}(l)$. We have proved Theorem 1.

By Theorem 1 each bounded connected component of $\mathbb{C} \setminus g^{-1}(l)$ induces a distinct conformal renormalization. The next theorem gives an easy way to determine the number of bounded connected components of $\mathbb{C} \setminus g^{-1}(l)$.

Theorem 17. *Let $l > 0$, if g has m critical points of order n_1, n_2, \dots, n_m contained in $\{z | g(z) \geq l\}$, then $\mathbb{C} \setminus g^{-1}(l)$ consists of $1 + \sum_{j=1}^m n_j$ bounded connected components.*

Proof by induction. The base case, which is where $m = 1$ follows from the fact that the critical equipotential level is topologically a bouquet of $n_1 + 1$ circles. Now assume the induction hypothesis for all $k \leq m$. Suppose there is $m + 1$ critical points z_1, z_2, \dots, z_{m+1} of order n_1, \dots, n_m, n_{m+1} and assume without loss of generality that the z_{m+1} is of maximal potential. Then there is a total of $n_{m+1} + 1$ rays $\mathcal{R}_{t_1}, \mathcal{R}_{t_2}, \dots, \mathcal{R}_{t_{n_{m+1}+1}}$ landing on the critical point z_{m+1} . These rays divides $\widehat{\mathbb{C}}$ into $\Omega_1, \Omega_2, \dots, \Omega_{n_{m+1}+1}$ each inducing conformal renormalizations $(\Omega_j, \phi_j, \widehat{K}_j)$ of K by theorem 11.

Since the rays $\mathcal{R}_{t_1}, \mathcal{R}_{t_2}, \dots, \mathcal{R}_{t_{n_{m+1}+1}}$ all land at z_{m+1} then $z_{m+1} \notin \bigcup_{j=1}^{n_{m+1}+1} \Omega_j$. On the other hand since z_{m+1} is of maximal potential then for $1 \leq k \leq m$ we have that $z_k \notin \bigcup_{j=1}^{n_{m+1}+1} \mathcal{R}_{t_j}$ so $z_k \in \bigcup_{j=1}^{n_{m+1}+1} (\Omega_j \cap \{z | g(z) \geq l\})$. Since $\Omega_1, \dots, \Omega_{m+1}$ are disjoint then each z_k is contained in exactly one of the domains. If $z_k \in \Omega_j$ then since ϕ_j is univalent on Ω_j we have that $\phi_j(z_k)$ is a critical point of order n_k .

Therefore if we let \widehat{g}_j denote the Green's function for \widehat{K}_j , let \widehat{m}_j denote the number of critical points of \widehat{g}_j and let $\widehat{n}_1, \dots, \widehat{n}_{\widehat{m}_j}$ denote their order, then $\sum_{j=1}^{n_{m+1}+1} \sum_{k=1}^{\widehat{m}_j} \widehat{n}_k = \sum_{j=1}^m n_k$ and $\sum_{j=1}^{n_{m+1}+1} m_j = m$ so in particular $\widehat{m}_j \leq m$. Hence by the induction

hypothesis $\mathbb{C} \setminus \widehat{g}^{-1}(\frac{l}{\omega_K(\Omega_j \cap K)})$ consists of $1 + \sum_{k=1}^{m_j} \widehat{n}_k$ bounded connected components. Therefore g consists of $\sum_{j=1}^{n_{m+1}+1} (1 + \sum_{k=1}^{m_j} n_k) = 1 + n_{m+1} + \sum_k^m n_k = 1 + \sum_{k=1}^{m+1} n_k$ bounded connected components which completes the induction. \square

5. INVERSE RENORMALIZATION

In this section, we will construct an inverse procedure to the conformal renormalization scheme in the special case where the Green's function g for a non-thin compact set K has a unique simple critical point of maximal potential. More precisely, given two non-thin compact sets $K_1, K_2 \subseteq \mathbb{C}$, a choice of weight distribution Δ_1, Δ_2 with $\Delta_1 + \Delta_2 = 1$ and for L sufficiently large (Depending on K_1 and K_2), we will construct a compact set $K \subseteq \mathbb{C}$, such that K_1 and K_2 are conformal renormalizations of K .

Our construction makes use of the notion of prime ends from Carathéodory Theory. For an introduction to prime ends see [2]. For completeness we include the following basic facts.

Let U be an open and simply connected subset of $\widehat{\mathbb{C}}$ conformally equivalent to the unit disc \mathbb{D} . A *cross cut* in U is defined as an arc $A : [0, 1] \rightarrow \overline{U}$ which intersects the boundary ∂U only at the distinct end-points. Any cross cut A cuts U into two connected components. Choose some base point $b_0 \in U$, then for any cross cut which is disjoint from b_0 we define the neighborhood $N(A)$ to be the component of $U \setminus A$ which does not contain b_0 .

We define a *chain* to be an infinite sequence A_1, A_2, A_3, \dots of disjoint crosscuts with the property that the corresponding neighborhoods are nested, that is

$$N(A_1) \supset N(A_2) \supset N(A_3) \supset \dots$$

and such that the spherical diameter of A_n converges to 0 as $n \rightarrow \infty$.

We say that two chains $\{A_j\}_{j>0}$ and $\{A'_j\}_{j>0}$ are equivalent if every $N(A_j)$ contains some $N(A'_j)$ and every $N(A'_j)$ contains some $N(A_j)$. An equivalence class of chains is called a *prime end* \mathcal{E} in U . We call the set of all prime ends in U for the *Caratheodory boundary* of U , and therefore a prime end is also called a point in the Carathéodory boundary of U .

We can compactify U by the use of prime ends in U . The *Carathéodory completion* \hat{U} of U is defined as the disjoint union of the set U and the Caratheodory boundary of U , equipped with the following topology.

For any cross cut $A \subset \overline{U} \setminus b_0$ the neighborhood \mathcal{N}_A is defined to be the neighborhood $N(A) \subset U$ together with the set consisting of all prime ends \mathcal{E} for which some representative chain $\{A_j\}_{j>0}$ satisfies $A_1 = A$. These neighborhoods \mathcal{N}_A , together with the open subsets of U form a basis for the Carathéodory topology.

By Caratheodorys theorem any Riemann map then extends to a homeomorphism from $\overline{\mathbb{D}}$ to \hat{U} so the boundary of the Carathéodory completion is homeomorphic to $\partial \mathbb{D}$.

Returning to the construction of the inverse renormalization: Take the disjoint union of two copies of the Riemann sphere, $\widehat{\mathbb{C}}_1 \sqcup \widehat{\mathbb{C}}_2$, and let $K_1 \subset \widehat{\mathbb{C}}_1 \setminus \{\infty_1\}$ and $K_2 \subset \widehat{\mathbb{C}}_2 \setminus \{\infty_2\}$ be two full non-thin compact sets, and let $D_1 = \widehat{\mathbb{C}}_1 \setminus K_1$ and $D_2 = \widehat{\mathbb{C}}_2 \setminus K_2$ be their dual domains. Now for $j \in \{1, 2\}$, let g_j denote the Green's function for D_j and choose points $z_j \in D_j \setminus \{\infty\}$ such that $g_j(z_j) > \max\{v \mid v \in \text{sing}(g_j)\}$.

Define $\Delta_1 = \frac{g_2(z_2)}{g_1(z_1) + g_2(z_2)}$ and $\Delta_2 = \frac{g_1(z_1)}{g_1(z_1) + g_2(z_2)}$ so that $\Delta_1 + \Delta_2 = 1$ and $L := \Delta_1 g_1(z_1) = \Delta_2 g_2(z_2)$.

Let $\mathcal{R}_t^j \subset D_j$ be the unique smooth external ray containing z_j , let $\mathcal{R}^j = \{z \in \mathcal{R}_t^j \mid g_j(z) > g_j(z_j)\} \cup \{\infty\}$ and define $Y_j := \widehat{\mathbb{C}}_1 \setminus \mathcal{R}^j$. Now let \widehat{Y}_j denote the Carathéodory completion of Y_j and equip it with the Carathéodory topology. We will denote the homeomorphic extension of the Riemann map by $\phi_j : \overline{\mathbb{D}} \rightarrow \widehat{Y}_j$.

Since ∂Y_j is an analytic arc from z_j to ∞ then $z_j, \infty \in \partial Y_j$ corresponds to one point in the Carathéodory boundary, and every other boundary point, $z \in \partial Y_j \setminus \{z_0, \infty\}$, corresponds to two points in the Carathéodory boundary.

We define \mathcal{R}_+^j to be the image of the clock-wise arc of $\mathbb{S} = \partial \mathbb{D}$ going from $\phi_j(z_0)$ to $\phi_j(\infty)$ (endpoints included) and \mathcal{R}_-^j to be the image of the counter clock-wise arc of \mathbb{S} going from $\phi_j(z_0)$ to $\phi_j(\infty)$ (endpoints included). We extend g_j continuously to \widehat{Y}_j .

We can now glue $\partial \widehat{Y}_1$ to $\partial \widehat{Y}_2$ by matching scaled potentials. Let \sim denote the smallest equivalence relation on $Y = \widehat{Y}_1 \sqcup \widehat{Y}_2$ where $x \sim y$ if

- $x \in \mathcal{R}_+^1, y \in \mathcal{R}_+^2$ and $\Delta_1 g_1(x) = \Delta_2 g_2(y)$, or
- if $x \in \mathcal{R}_-^1, y \in \mathcal{R}_-^2$ and $\Delta_1 g_1(x) = \Delta_2 g_2(y)$.

Equip Y with the disjoint union topology and equip $X := Y/\sim$ with the quotient topology, so that the canonical projection $\pi : Y \rightarrow X$ is a quotient map. It is straight forward to show that X is compact, simply connected and Hausdorff.

We will now equip X with a complex structure making it conformally equivalent to the Riemann sphere.

Lemma 18. *There exists a unique complex structure on X such that the restricted projection $\pi|_{Y_j} : Y_j \rightarrow X$ is an injective holomorphic mapping for $j \in \{1, 2\}$.*

Proof. We can use the inverse projection restricted to Y_j for $j = 1, 2$ as the first two charts. We can cover $\pi(\infty_1) = \pi(\infty_2)$ as well as $\pi(\mathcal{R}_+^1 \cup \mathcal{R}_-^1) \setminus \pi(z_1) = \pi(\mathcal{R}_+^2 \cup \mathcal{R}_-^2) \setminus \pi(z_2)$ with $f : A \rightarrow B$ defined by $A = \{z \mid (z \in \widehat{Y}_1 \wedge g_1(z) > g_1(z_1)) \vee (z \in \widehat{Y}_2 \wedge g_2(z) > g_2(z_2))\}$, $B = \{z \in \mathbb{C} \mid |z| < \frac{1}{L}\}$ and

$$f(z) = \begin{cases} (\psi_1(\pi|_{\widehat{Y}_1}^{-1}(z)))^{-\Delta_1} & \text{for } z \in \pi(\widehat{Y}_1) \\ (\psi_2(\pi|_{\widehat{Y}_2}^{-1}(z)))^{-\Delta_2} & \text{for } z \in \pi(\widehat{Y}_2) \end{cases}$$

choosing a suitable branch such that f is a well-defined homeomorphism. It now remains to cover $\pi(z_1) = \pi(z_2)$.

Assume without loss of generalisation that $z_1 = 0$ and take some sufficiently small simply connected open neighbourhood $O_1 \subset D_1$ of z_0 and let h_1 be the harmonic conjugate to g_1 , normalised such that $h_1(z) = 0$ on \mathcal{R}^1 . Let $f_1(z) = g_1(z_0) - g_1(z) + ih_1(z)$ then since $f_1(O_1)$ is open it contains some disc B_{ε_1} of radius ε_1 centered around $f_1(z_1) = 0$. Choosing a suitable branch of the square root function we can map $B_{\varepsilon_1} \setminus f_1(\mathcal{R}^1)$ onto the half disc $\{z \mid |z| < \sqrt{\varepsilon_1} \wedge \operatorname{Re}(z) > 0\}$. The set $B_{\varepsilon_1} \setminus f_1(\mathcal{R}^1)$ can be regarded as a subset of \widehat{Y}_1 and evidently the mapping $(f_1(z))^{1/2}$ can be extended continuously to \mathcal{R}_+^1 and \mathcal{R}_-^1 mapping them onto $\{z \mid \operatorname{Re}(z) = 0 \wedge 0 \leq \operatorname{Im}(z) < \sqrt{\varepsilon_1}\}$ and $\{z \mid \operatorname{Re}(z) = 0 \wedge 0 \geq \operatorname{Im}(z) > -\sqrt{\varepsilon_1}\}$ respectively.

Similarly, assume without loss of generalisation that $z_2 = 0$ and take a sufficiently small neighbourhood $O_2 \subset D_2$, and define f_2 such that $f_2(O_2)$ contains some disc B_{ε_2} of radius ε_2 centered around $f_2(w_0) = 0$. Again choosing the other branch of the square root function we can map $B_{\varepsilon_2} \setminus f_2(\mathcal{R}^2)$ onto the other half disc $\{z \mid |z| < \sqrt{\varepsilon_2} \wedge \operatorname{Re}(z) < 0\}$ including a continuous extension of \mathcal{R}_+^2 and \mathcal{R}_-^2 onto $\{z \mid \operatorname{Re}(z) = 0 \wedge 0 > \operatorname{Im}(z) \geq -\sqrt{\varepsilon_2}\}$ and $\{z \mid \operatorname{Re}(z) = 0 \wedge 0 \leq \operatorname{Im}(z) < \sqrt{\varepsilon_2}\}$ respectively.

Take $\varepsilon = \min\{\varepsilon_1, \varepsilon_2\}$ then the mapping $k : \pi(A_1 \cup A_2) \rightarrow B_\varepsilon$ defined by $A_1 = f_1^{-1}(B_\varepsilon) \setminus \mathcal{R}^1 \cup \{z \mid (z \in \mathcal{R}_+^1 \vee z \in \mathcal{R}_-^1) \wedge |g_1(z) - g_1(z_0)| < \varepsilon\}$, $A_2 = f_2^{-1}(B_\varepsilon) \setminus \mathcal{R}^2 \cup \{z \mid (z \in \mathcal{R}_+^2 \vee z \in \mathcal{R}_-^2) \wedge |g_2(z) - g_2(w_0)| < \varepsilon\}$ and

$$k(z) = \begin{cases} (f_1(\pi^{-1}(z)))^{1/2} & \text{for } \pi(A_1) \\ (f_2(\pi^{-1}(z)))^{1/2} & \text{for } \pi(A_2) \end{cases}$$

identifies exactly those points which \sim deems equivalent, so it is a well-defined homeomorphism.

Clearly these charts make up a complex structure on X .

Let $R = \pi(\mathcal{R}_+^1 \cup \mathcal{R}_-^1) = \pi(\mathcal{R}_+^2 \cup \mathcal{R}_-^2)$ and suppose that \mathcal{A} and \mathcal{A}' are two complex structures on X , for which $\pi_j|_{Y_j}$ is an injective holomorphic mapping, then any chart on $X \setminus R$ would clearly have to be compatible.

Suppose that ϕ_1 and ϕ_2 are charts in \mathcal{A} and \mathcal{A}' respectively, both covering $w \in R$. Let O_w be an open neighbourhood of w covered by both charts, then their transition mapping $k : \phi_1(O_w) \rightarrow \phi_2(O_w)$ defined by $k = \phi_2 \circ \phi_1^{-1}$ is homeomorphism and it is holomorphic outside the analytic arc $\phi_2(R \cap O_w)$, which is holomorphically removeable. Therefore k extends holomorphically to the entire neighbourhood and so the change of charts is holomorphic. \square

It follows that for a sufficiently small open neighbourhood $\omega \subseteq X$ of $\pi(\infty_1) = \pi(\infty_2)$, the function $\eta : \omega \rightarrow \widehat{\mathbb{C}}$ defined by

$$\eta(z) = \begin{cases} \psi_1(\pi^{-1}(z))^{\Delta_1} & \text{for } z \in \pi(\widehat{Y}_1) \cap \omega \\ \psi_2(\pi^{-1}(z))^{\Delta_2} & \text{for } z \in \pi(\widehat{Y}_2) \cap \omega \end{cases}$$

is well-defined and holomorphic for a suitable branch choice. For normalization purposes it is convenient to choose the branches such that for $z \in \eta(\pi(\mathcal{R}_+^1)) = \eta(\pi(\mathcal{R}_+^2))$ and $w \in \eta(\pi(\mathcal{R}_-^1)) = \eta(\pi(\mathcal{R}_-^2))$ then $\text{Arg } z < \text{Arg } w$.

Proof of Theorem 4. Let $t_1 \in \mathbb{T}$ and $C, L, \Delta_1 > 0$ with $\Delta_1 < 1$ and non-thin centered compact sets K_1, K_2 of capacity 1 with corresponding Green's functions g_1 and g_2 satisfying $L > \text{sing}(g_1)\Delta_1$ and $L > \text{sing}(g_2)(1 - \Delta_1)$ be given.

Since $\frac{L}{\Delta_1} > \text{sing}(g_1)$ and $\frac{L}{1-\Delta_2} > \text{sing}(g_2)$ there exists $z_1 \in \mathcal{R}_0(K_1)$ and $z_2 \in \mathcal{R}_0(K_2)$ such that $g_1(z_1) = \frac{L}{\Delta_1}$ and $g_2(z_2) = \frac{L}{(1-\Delta_1)}$.

Using $z_1 \in D_1$ and $z_2 \in D_2$ we shall construct X as described above. It then follows from Lemma 18 that X is a compact and simply connected Riemann surface, so by the Riemann uniformization theorem it is isomorphic to the Riemann sphere. Let $\Phi : X \rightarrow \widehat{\mathbb{C}}$ be the unique isomorphism satisfying

$$(18) \quad \Phi(z) = Ce^{2\pi it_1} \eta(z) + O\left(\frac{1}{\eta(z)}\right) \quad \text{for } z \rightarrow \infty$$

and let $\phi = \Phi \circ \pi$.

Then $K := \phi(K_1 \cup K_2)$ is a full compact, non-thin and centered subset of the complex plane with $c(K) = C$. Let D be the dual domain for K , then since two external rays lands on $z_0 := \phi(z_1) = \phi(z_2) \in D$ then z_0 will be a critical point for g_D with potential $g_D(z_0) = \Delta_1 g_1(z_1) = \Delta_2 g_2(z_2)$.

That the external rays landing at the critical point z_0 has external arguments t_1 and $t_2 = t_1 + \Delta_1$ follows from the normalization in equation (18).

Let $(\Omega_1, \widehat{\phi}_1, \widehat{K}_1)$ and $(\Omega_2, \widehat{\phi}_2, \widehat{K}_2)$ be conformal renormalizations of K constructed as in §3.

Recall that $Y_j := \widehat{\mathbb{C}} \setminus (\{z | z \in \mathcal{R}_0^j | g_j(z) > g_j(z_j)\} \cup \{\infty\})$ for $j = 1, 2$. A moments consideration reveals that $\widehat{\phi}_j \circ \phi|_{Y_j}$ can be extended to a biholomorphic map from $\widehat{\mathbb{C}}$ to itself which sends ∞ to ∞ , hence $\widehat{\phi}_j(\phi|_{Y_j}(z)) = az + b$. Since $c(\widehat{K}_j) = c(K_j)$ then $|a| = 1$, and since both \widehat{K}_j and K_j are centered then $b = 0$. Moreover $\mathcal{R}_0(K_j)$ is sent to $\mathcal{R}_0(\widehat{K}_j)$ hence $\widehat{\phi}_j \circ \phi|_{Y_j}$ must be the identity. \square

REFERENCES

- [1] Thomas Ransford, *Potential Theory in the Complex Plane*, Cambridge University Press, Cambridge, 1995.
- [2] John, Milnor (2006) [1999], *Dynamics in one complex variable*, Annals of Mathematics Studies, 160 (3rd ed.), Princeton, NJ: Princeton University Press, pp. viii+304, doi:10.1515/9781400835539, ISBN 0-691-12488-4, MR 2193309, Zbl 1281.37001, ISBN 978-0-691-12488-9,