

TOPOLOGICAL PROPERTIES OF CLOSED WEAKLY m -CONVEX SETS

TETIANA M. OSIPCHUK

Abstract. The present work considers the properties of generally convex sets in the n -dimensional real Euclidean space \mathbb{R}^n , $n > 1$, known as weakly m -convex, $m = 1, 2, \dots, n - 1$. An open set of \mathbb{R}^n is called *weakly m -convex* if for any boundary point of the set there exists an m -dimensional plane passing through this point and not intersecting the given set. A closed set of \mathbb{R}^n is called *weakly m -convex* if it is approximated from the outside by a family of open weakly m -convex sets. A point of the complement of a set of \mathbb{R}^n to the whole space is called an *m -nonconvexity point* of the set if any m -dimensional plane passing through the point intersects the set. It is proved that any closed, weakly $(n - 1)$ -convex set in \mathbb{R}^n with non-empty set of $(n - 1)$ -nonconvexity points consists of not less than three connected components. It is also proved that the interior of a closed, weakly 1-convex set with a finite number of components in the plane is weakly 1-convex. Weakly m -convex domains and closed connected sets in \mathbb{R}^n with non-empty set of m -nonconvexity points are constructed for any $n \geq 3$ and any $m = 1, 2, \dots, n - 2$.

1. INTRODUCTION

As is well known, a set of the multidimensional real Euclidean space \mathbb{R}^n is called *convex* if, together with its two arbitrary points, it contains the entire segment connecting the points [6]. Moreover, the intersection of an arbitrary number of convex sets is again a convex set. The intersection of all convex sets containing a given set $X \subset \mathbb{R}^n$ is called the *convex hull* of the set X [6] and is denoted by

$$\text{conv } X = \bigcap_{K \supset X} K, \quad \text{where sets } K \text{ are convex.}$$

Consider some generalizations of the convexity notion.

We recall that any m -dimensional affine subspace of the space \mathbb{R}^n , $1 \leq m < n$, is called an *m -dimensional plane* [9].

Definition 1. ([12]) A set $E \subset \mathbb{R}^n$ is called *m -convex with respect to a point* $x \in \mathbb{R}^n \setminus E$, $1 \leq m < n$, if there exists an m -dimensional plane L such that $x \in L$ and $L \cap E = \emptyset$.

2020 *Mathematics Subject Classification.* 32F17, 52A30.

Key words and phrases. convex set, closed set, m -convex set, weakly m -convex set, m -nonconvexity point of set, real Euclidean space.

Definition 2. ([12]) A set $E \subset \mathbb{R}^n$ is called ***m -convex***, $1 \leq m < n$, if it is m -convex with respect to every point $x \in \mathbb{R}^n \setminus E$.

The intersection of an arbitrary number of m -convex sets is again an m -convex set [10]. On the other hand, there exist convex sets that are not m -convex. An open triangle in the plane together with one of its vertices x is convex. However, one can not draw the straight line through a point inside the triangle's sides with common vertex x which does not intersect the set. Thus, the set is not 1-convex. And conversely, there exist m -convex sets that are not convex. The example of such a set is the union of two open or closed non-overlapping rectangles in the plane which are symmetric with respect to the axis Ox .

The properties of m -convex compacts in the space \mathbb{R}^n , related to estimating cohomology groups, are investigated by Yuri B. Zelinskii in [12]. The properties of $(n-1)$ -convex sets in \mathbb{R}^n are considered by V. L. Melnyk [7] and, under some additional conditions, by A. I. Gerasin [3], [4]. In particular, the topological classification of $(n-1)$ -convex sets in \mathbb{R}^n , $n \geq 2$, with smooth boundary is obtained in [7] and is the following: *any $(n-1)$ -convex set in \mathbb{R}^n , $n \geq 2$, with smooth boundary is convex, or consists of no more than two unbounded connected components, or is given by the Cartesian product $E^1 \times \mathbb{R}^{n-1}$, where E^1 is a subset of \mathbb{R} .*

We shall use the following standard notations. For a set $G \subset \mathbb{R}^n$ let \overline{G} be its closure, $\text{Int } G$ be its interior, and $\partial G = \overline{G} \setminus \text{Int } G$ be its boundary.

Definition 3. ([11]) An open set $G \subset \mathbb{R}^n$ is called ***weakly m -convex***, $1 \leq m < n$, if it is m -convex with respect to any point $x \in \partial G$.

Definition 4. ([1]) They say that a set A ***is approximated from the outside*** by a family of open sets A_k , $k = 1, 2, \dots$, if $\overline{A_{k+1}}$ is contained in A_k , and $A = \bigcap_k A_k$.

It can be proved that any set approximated from the outside by a family of open sets is closed.

Definition 5. ([11], [2]) A closed set $E \subset \mathbb{R}^n$ is called ***weakly m -convex*** if it can be approximated from the outside by a family of open weakly m -convex sets.

Thus, any weakly m -convex set A is either open or closed. Among closed weakly m -convex sets there are also sets with empty interior:

$$A = \overline{A} = \overline{A} \setminus \text{Int } A = \partial A.$$

Any weakly m -convex set is obviously weakly p -convex, $p < m$. It is also easy to see that any open convex set $E \subset \mathbb{R}^n$ is weakly m -convex, $1 \leq m < n$. Indeed, for any boundary point of a convex set there is a supporting hyperplane of the set [6]. And, since E is open, the supporting hyperplane does not intersect E . Thus, E is $(n - 1)$ -convex and, therefore, m -convex, $1 \leq m < n$. Similarly, any closed convex set \mathbb{R}^n is weakly m -convex, $1 \leq m < n$, since it can be approximated from the outside by a family of open convex sets homothetic to the given one. Moreover, there are open and closed weakly m -convex sets which are not convex.

The geometric and topological properties of weakly m -convex sets are investigated in [5]. In particular, the following proposition is proved in [5]: *If a set E_1 is weakly m -convex and a set E_2 is weakly p -convex, $p \leq m$, then the set $E_1 \cap E_2$ is weakly p -convex.* The properties of the class of generalized convex sets on Grassmannian manifolds which are closely related to the properties of the conjugate sets (see Definition 2, [11]) are investigated in [11]. This class includes m -convex and weakly m -convex sets in \mathbb{R}^n .

Definition 6. ([8]) A point $x \in \mathbb{R}^n \setminus E$ is called an *m -nonconvexity point of a set $E \subset \mathbb{R}^n$* if any m -dimensional plane passing through x intersects E .

The set of all m -nonconvexity points of a set $E \subset \mathbb{R}^n$, $n \geq 2$, is denoted by $(E)_m^\Delta$, $1 \leq m < n$. Thus, if a set $E \subset \mathbb{R}^n$ is not m -semiconvex, then obviously $(E)_m^\Delta \neq \emptyset$. And let

$$(E)_1^\Delta := (E)^\Delta, \quad E \subset \mathbb{R}^n, \quad n \geq 2.$$

Let us denote the classes of m -convex and weakly m -convex sets in \mathbb{R}^n , $n \geq 2$, $1 \leq m < n$, by \mathbf{C}_m^n and \mathbf{WC}_m^n , respectively. Any open set of the class \mathbf{C}_m^n clearly belongs to the class \mathbf{WC}_m^n . The converse statement is not true. It turns out that the class $\mathbf{WC}_m^n \setminus \mathbf{C}_m^n$, $n \geq 2$, of open weakly m -convex but not m -convex sets is not empty for any $m = 1, 2, \dots, n - 1$ [8], [2]. Moreover, the following proposition is true:

Lemma 1. ([2]) *An open set of the class $\mathbf{WC}_{n-1}^n \setminus \mathbf{C}_{n-1}^n$ consists of not less than three connected components.*

The estimate of the number of components of the sets of the class $\mathbf{WC}_m^n \setminus \mathbf{C}_m^n$, $n \geq 3$, $1 \leq m < n - 1$, is different, which proves the following

Lemma 2. ([8]) *There exist domains in the space \mathbb{R}^n , $n \geq 3$, of the class $\mathbf{WC}_m^n \setminus \mathbf{C}_m^n$, $1 \leq m < n - 1$.*

The following two lemmas are also proved in [8] and will be used for the proof of the main results of this paper.

Lemma 3. ([8]) *Let a closed set $E \subset \mathbb{R}^n$, $n \geq 2$, belong to the class $\mathbf{WC}_m^n \setminus \mathbf{C}_m^n$, $1 \leq m < n$. Then for any family of open, weakly m -convex sets E^k , $k = 1, 2, \dots$, approximating the set E from the outside, there exists an index $k_0 \in \mathbb{N}$ such that every set E^k , $k = k_0, k_0 + 1, \dots$, of the family is not m -convex.*

Lemma 4. ([8]) *Let $E^p \subset \mathbb{R}^p$, $p \geq 2$, be an open or a closed set of the class $\mathbf{WC}_1^p \setminus \mathbf{C}_1^p$. Then the set $E := E^p \times \mathbb{R}^{n-p} \subset \mathbb{R}^n$, $n \geq 3$, belongs to the class $\mathbf{WC}_{n-p+1}^n \setminus \mathbf{C}_{n-p+1}^n$.*

The examples of open and closed sets of the class $\mathbf{WC}_{n-1}^n \setminus \mathbf{C}_{n-1}^n$ with three and more connected components are constructed in [8] (see Examples 1–4, [8]). It is also proved in [8] that the compact sets of the class $\mathbf{WC}_{n-1}^n \setminus \mathbf{C}_{n-1}^n$ consist of not less than three connected components.

The present work proceeds the research of Yu. Zelinskii and his students by investigating the topological properties mainly of closed sets of the classes $\mathbf{WC}_m^n \setminus \mathbf{C}_m^n$, $n \geq 2$, $1 \leq m < n$. In particular, answers are given to some of the questions posed in [8]. Namely, in chapter 2 it is proved that not only compact set but any closed set of the class $\mathbf{WC}_{n-1}^n \setminus \mathbf{C}_{n-1}^n$ consists of not less than three connected components. It is also proved that the interior of a closed, weakly 1-convex set with a finite number of components in the plane is weakly 1-convex. In chapter 3 domains and closed connected sets of the classes $\mathbf{WC}_m^n \setminus \mathbf{C}_m^n$, $n \geq 3$, $1 \leq m < n - 1$, are constructed.

2. TOPOLOGICAL PROPERTIES OF CLOSED SETS OF THE CLASS $\mathbf{WC}_m^n \setminus \mathbf{C}_m^n$, $n \geq 2$, $1 \leq m < n$

First, give some denotations. The interval between points $x, y \in \mathbb{R}^n$ will be written as xy and the distance between the points will be written as $|x - y|$. Let $U(y) := \{x \in \mathbb{R}^n : |x - y| < \varepsilon\}$, $\varepsilon > 0$, be a neighborhood of a point $y \in \mathbb{R}^n$.

Lemma 5. *Let a closed, weakly m -convex set $E \subset \mathbb{R}^n$, $n \geq 2$, $1 \leq m < n$, with the number of components N be given. Then E is approximated from the outside by a family of open, weakly m -convex sets E^k , $k = 1, 2, \dots$, such that the number of components of each set E^k is not greater than N .*

Proof. Since E is weakly m -convex, there exists a family of open weakly m -convex sets G^k , $k = 1, 2, \dots$, approximating E from the outside. Let every set E^k , $k = 1, 2, \dots$, consist only of the components of G^k containing points of

E . Consider a point $y_k \in \partial E^k$. Then $y_k \in \partial G^k$. Since G^k is open and weakly m -convex, there exists an m -dimensional plane L_{y_k} passing through y_k and such that $L_{y_k} \cap G^k \neq \emptyset$. Since $G^k \supset E^k$, then $L_{y_k} \cap E^k \neq \emptyset$. Thus, any set E^k , $k = 1, 2, \dots$, is open, weakly m -convex, and consists of components the number of which is not greater than N .

Since $G^k \supset \overline{G^{k+1}} \supset \overline{E^{k+1}}$ and $\overline{E^{k+1}}$ is contained only in those components of G^k which contain points of E , then $E^k \supset \overline{E^{k+1}}$. Let us prove that $E = \bigcap_k E_k$.

Suppose $x \in \bigcap_k E_k$, then $x \in E_k$ for any $k = 1, 2, \dots$. Since $E_k \subset G_k$, then $x \in G_k$ for any $k = 1, 2, \dots$. Therefore, $x \in \bigcap_k G_k = E$. Now let $x \in E$. Since $G_k \supset E$, $k = 1, 2, \dots$, the point x belongs to some component G_k^0 of G_k for any $k = 1, 2, \dots$. Then $x \in G_k^0 \subset E_k$, $k = 1, 2, \dots$, which gives $x \in \bigcap_k E_k$.

Thus, E is approximated from the outside by the family of open sets E_k , $k = 1, 2, \dots$, by Definition 4. \square

Theorem 1. *Let a closed set $E \subset \mathbb{R}^n$, $n \geq 2$, of the class $\mathbf{WC}_m^n \setminus \mathbf{C}_m^n$, $1 \leq m < n$, with the number of components N be given. Then E is approximated from the outside by a family of open sets E^k , $k = 1, 2, \dots$, of the class $\mathbf{WC}_m^n \setminus \mathbf{C}_m^n$ such that the number of components of each set E^k is not greater than N .*

Proof. By Lemma 5, E is approximated from the outside by a family of open, weakly m -convex sets G^k , $k = 1, 2, \dots$, such that the number of components of each set G^k is not greater than N . By Lemma 3, there exists an index k_0 such that every set G^k , $k = k_0, k_0 + 1, \dots$, belongs to the class $\mathbf{WC}_m^n \setminus \mathbf{C}_m^n$. Thus, E is approximated from the outside by the family of sets

$$E^k := G^{k_0+(k-1)}, \quad k = 1, 2, \dots,$$

satisfying the theorem conditions. \square

Theorem 2. *Let a closed set $E \subset \mathbb{R}^n$ belong to the class $\mathbf{WC}_{n-1}^n \setminus \mathbf{C}_{n-1}^n$. Then E consists of not less than three components.*

Proof. Suppose E is connected. Then, by Theorem 1, it can be approximated from the outside by a family of domains E^k , $k = 1, 2, \dots$, of the class $\mathbf{WC}_{n-1}^n \setminus \mathbf{C}_{n-1}^n$. But this contradicts Lemma 1. Thus, E is disconnected.

Suppose E consists of two components. By Theorem 1, it can be approximated from the outside by a family of open sets E^k , $k = 1, 2, \dots$, of the class $\mathbf{WC}_{n-1}^n \setminus \mathbf{C}_{n-1}^n$ consisting of one or two components. This contradicts Lemma 1. Thus, E consists of more than two components. Examples 1–4 in [8] complete the proof. \square

Definition 7. The set of all points of the straight lines passing through a point $x \in \mathbb{R}^n \setminus A$ and intersecting a set $A \subset \mathbb{R}^n$ is called the **cone of the set A with respect to the point x** and is denoted by $C_x A$. We suppose that $x \notin C_x A$ whenever A is open and $x \in C_x A$ otherwise.

Definition 8. The set of all points of the rays starting at a point $x \in \mathbb{R}^n \setminus A$ and passing through a set $A \subset \mathbb{R}^n$ is called the **semicone of the set A with respect to the point x** and is denoted by $S_x A$. We suppose that $x \notin S_x A$ whenever A is open and $x \in S_x A$ otherwise.

Lemma 6. *Let a set $E \subset \mathbb{R}^2$ be open and convex and let $x \in \mathbb{R}^2 \setminus E$. Then $S_x E$ is an open angle of value not greater than π .*

Proof. Since E is open and connected, $S_x E$ is also open and connected. Therefore, $S_x E$ is an open angle. Suppose its value is greater than π . Then there exists a line $\gamma(x)$ passing through x and such that $\gamma(x) \subset S_x E$. Let η_x^1, η_x^2 be the complementary rays starting at x in $\gamma(x)$. There exist points $x^1 \in E \cap \eta_x^1$, $x^2 \in E \cap \eta_x^2$ by the definition of $S_x E$. Then the set E is not convex, since $x \in \overline{x^1 x^2}$ and $x \notin E$. We have now reached a contradiction. Thus, the assumption is wrong, and the value of $S_x E$ is not greater than π . \square

Corollary 1. *Let a set $E \subset \mathbb{R}^2$ be open and convex and $x \in \mathbb{R}^2 \setminus E$. Then $C_x E$ is the union of two vertical open angles of value $\leq \pi$.*

Theorem 3. *Let $E \subset \mathbb{R}^2$ be a closed set with a finite number of components and such that $\text{Int } E \neq \emptyset$. If E is weakly 1-convex, then $\text{Int } E$ is weakly 1-convex.*

Proof. Suppose $\text{Int } E$ is not weakly 1-convex. Then there exists a 1-nonconvexity point $y \in \partial E$ of the set $\text{Int } E$.

Suppose $E_i, i = 1, \dots, k$, are the components of $\text{Int } E$. Let $C_{i,j} = C_y E_i \cap C_y E_j$, $i, j = 1, \dots, k$ (see Figure 1 a)). Since y is a 1-nonconvexity point of $\text{Int } E$, then for any fixed index $i \in \{1, \dots, k\}$ there exist the indices $j(i) \in \{1, \dots, k\}$ such that $C_{i,j(i)} \neq \emptyset$. Since the cones $C_y E_i, i = 1, \dots, k$, are open, we can reduce them so that the intersections of the reduced cones remain non empty. Denote the reduced cones by $\tilde{C}_y E_i, i = 1, \dots, k$. Then $\tilde{C}_y E_i \subset C_y E_i$. The boundary of $\tilde{C}_y E_i$ consists of two straight lines passing through y , considering Corollary 1. Denote them by $\gamma_i^1(y), \gamma_i^2(y)$. Moreover, $\gamma_i^1(y), \gamma_i^2(y) \subset C_y E_i$. Thus, $\gamma_i^1(y) \cap E_i \neq \emptyset, \gamma_i^2(y) \cap E_i \neq \emptyset$ by Definition 7. Let

$$x_i^1 \in \gamma_i^1(y) \cap E_i, \quad x_i^2 \in \gamma_i^2(y) \cap E_i, \quad i = 1, \dots, k.$$

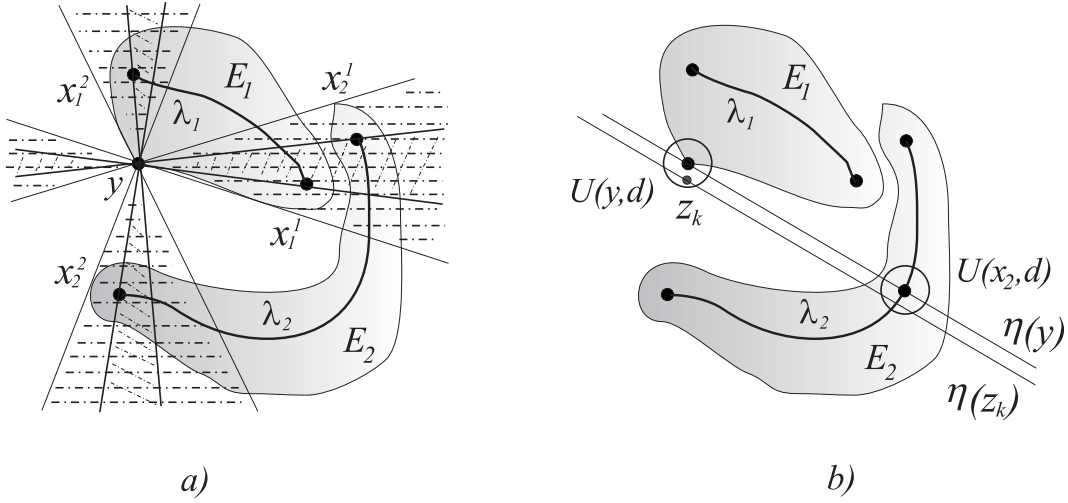


FIGURE 1.

Construct curves $\lambda_i \subset E_i$, $i = \overline{1, k}$, connecting the points x_i^1, x_i^2 . Then for any straight line $\gamma(y)$ passing through the point y , there exists $i \in \{1, \dots, k\}$ such that $\gamma(y) \cap \lambda_i \neq \emptyset$.

Consider the function

$$d_j(x) = \inf_{x^0 \in \partial E_j} |x - x^0|, \quad x \in E_j, \quad j = \overline{1, k}.$$

It is continuous in the domain E_j , $j = \overline{1, k}$. Then its restriction on the compact λ_j , $j = \overline{1, k}$, reaches its minimum $d_j > 0$ on this compact, i. e.,

$$d_j = \min_{x \in \lambda_j} d_j(x), \quad j = \overline{1, k}.$$

Since E has the finite number of components, there exists

$$d = \min_{j=\overline{1, k}} d_j > 0.$$

Then for any point $x \in \lambda_j$, $j = \overline{1, k}$, its neighborhood $U(x, d) \subset E$. Consider the neighborhood $U(y, d)$ of the point y (see Figure 1 b)). Since E is weakly 1-convex, there exists a family of open, weakly 1-convex sets G_k , $k = 1, 2, \dots$, approximating E from the outside. This gives that starting from some index k_0 , $\partial G_k \cap U(y, d) \neq \emptyset$, $k \geq k_0$. Let $z_k \in \partial G_k \cap U(y, d)$, $k = k_0, k_0 + 1, \dots$. Draw an arbitrary straight $\eta(z_k)$ passing through z_k . The straight $\eta(y)$ parallel to $\eta(z_k)$ and passing through y intersects some curve λ_q , $q \in \{1, \dots, k\}$ at a point x_q . Since $U(x_q, d) \subset E$ and $\eta(z_k) \cap U(x_q, d) \neq \emptyset$, then $\eta(z_k) \cap E \neq \emptyset$. Since $G_k \supset E$, $k = 1, 2, \dots$, then $\eta(z_k) \cap G_k \neq \emptyset$, $k \geq k_0$.

Since we choose the straight $\eta(z_k)$ arbitrarily, the point $z_k \in \partial G_k$ is a 1-nonconvexity point of G_k , $k = k_0, k_0 + 1, \dots$, and we have now reached a contradiction. Thus, the assumption is wrong, and the theorem is proved. \square

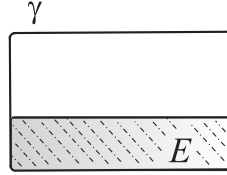


FIGURE 2.

The converse statement is not always true. An example of a closed, not weakly 1-convex set such that its interior is weakly 1-convex is as follows. Consider an open convex set $E \subset \mathbb{R}^2$ such that $\text{Int } \overline{E} = E$ and connect any two of its boundary points by a curve $\gamma \subset \mathbb{R}^2 \setminus \overline{E}$ (see Figure 2). Then the closed set $\gamma \cup \overline{E}$ is not weakly 1-convex and its interior is weakly 1-convex, since $\text{Int } (\gamma \cup \overline{E}) = E$.

3. CONNECTED SETS OF THE CLASS $\mathbf{WC}_m^n \setminus \mathbf{C}_m^n$, $n \geq 3$, $1 \leq m < n - 1$

The estimate of the number of components of the closed sets of the class $\mathbf{WC}_m^n \setminus \mathbf{C}_m^n$, $n \geq 3$, $1 \leq m < n - 1$, is expectedly the same as for the open sets of this class. To prove this, first, provide here the following

Lemma 7. *The closure of an open set E of the class $\mathbf{WC}_m^n \setminus \mathbf{C}_m^n$, $n \geq 2$, is not m -convex, $1 \leq m < n$.*

Proof. Since $E \in \mathbf{WC}_m^n \setminus \mathbf{C}_m^n$, there exists an m -nonconvexity point $x \in \mathbb{R}^n \setminus \overline{E}$ of the set E . Since $E \subset \overline{E}$, any m -dimensional plan passing through x and intersecting E intersects \overline{E} as well. Thus, x is an m -nonconvexity point of \overline{E} . \square

In [8] the examples of open and closed sets of the class $\mathbf{WC}_{n-1}^n \setminus \mathbf{C}_{n-1}^n$, $n \geq 2$, were provided. Construct here a closed set of the class $\mathbf{WC}_1^2 \setminus \mathbf{C}_1^2$ in a slightly different way.

Example 1. Consider an open equilateral triangle $a_0b_0c_0$ and straight lines γ_0^k , $k = 1, 2, 3$, containing the triangle sides. Let γ_t^k , $k = 1, 2, 3$, $t \in (0, 1]$, be the straight lines not intersecting $a_0b_0c_0$, parallel to the respective lines γ_0^k , and such that the distance between γ_0^k and γ_t^k equals t (see Figure 3). Let

$$a_t = \gamma_t^2 \cap \gamma_t^3, b_t = \gamma_t^3 \cap \gamma_t^1, c_t = \gamma_t^1 \cap \gamma_t^2, t \in [0, 1].$$

Let α^1 be the angle with vertex a_1 , generated by γ_1^2 , γ_1^3 , and containing the open triangle $a_1b_1c_1$. Let α^2 be the angle with vertex b_1 , generated by γ_1^3 , γ_1^1 , and containing $a_1b_1c_1$. And let α^3 be the angle with vertex c_1 , generated by γ_1^1 , γ_1^2 , and containing $a_1b_1c_1$. Inscribe an open trapezium E_1^k , $k = 1, 2, 3$, with height > 2 into the angle α^k such that the parallel sides of E_1^k are parallel to

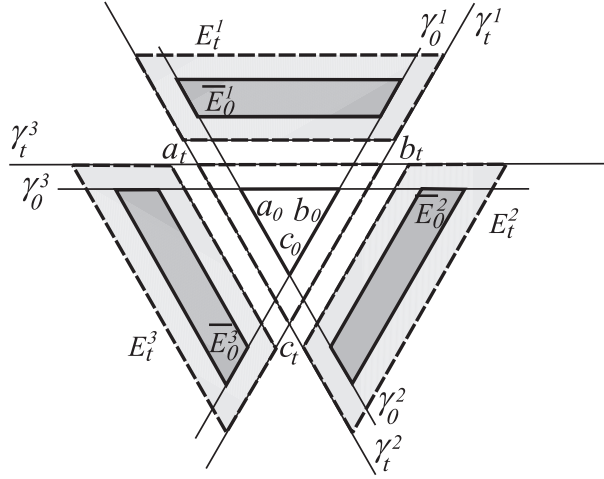


FIGURE 3.

the straight γ_1^k and

$$\overline{E_1^k} \cap \overline{a_1 b_1 c_1} = \emptyset.$$

Let $E_t^k \subset E_1^k$, $t \in [0, 1)$, $k = 1, 2, 3$, be the open trapezium the sides of which are parallel to the respective sides of E_1^k and the distance between the sides of E_t^k and the respective sides of E_1^k equals $1 - t$. Then the open sets

$$E_t = \bigcup_{k=1}^3 E_t^k, \quad t \in [0, 1],$$

belong to the class $\mathbf{WC}_1^2 \setminus \mathbf{C}_1^2$. Indeed, for a fixed $t \in [0, 1]$, any point of ∂E_t belongs to one of the sides of the trapeziums E_t^k , $k = 1, 2, 3$, and the straight line passing through this side does not intersect E_t by the construction. Moreover, $(E_t)^\Delta = a_t b_t c_t \neq \emptyset$, $t \in [0, 1]$.

In addition, the closed set $\overline{E_0}$ belongs to the class $\mathbf{WC}_1^2 \setminus \mathbf{C}_1^2$ by Lemma 7 and considering the fact that the family of sets $E_{1/k}$, $k = 1, 2, \dots$, approximates $\overline{E_0}$ from the outside.

Theorem 4. *There exist closed connected sets in the space \mathbb{R}^n , $n \geq 3$, of the class $\mathbf{WC}_m^n \setminus \mathbf{C}_m^n$, $1 \leq m < n - 1$.*

Proof. Prove the theorem by constructing examples of appropriate sets. First construct the domains in the space \mathbb{R}^3 of the class $\mathbf{WC}_1^3 \setminus \mathbf{C}_1^3$ approximating from the outside a closed connected set of the same class. Consider the open sets

$$E_0, \quad E_k := E_{1/k}, \quad k = 1, 2, \dots,$$

of the class $\mathbf{WC}_1^2 \setminus \mathbf{C}_1^2$ constructed in Example 1. By the construction, $(E_0)^\Delta \subset (E_{k+1})^\Delta \subset (E_k)^\Delta \subset (E_1)^\Delta = a_1 b_1 c_1$, $k = 1, 2, \dots$. Further, for the convenience

in the notations, we set

$$1/0 := 0.$$

Consider the sets

$$\tilde{E}_k^3 := E_k \times [1/k - s, s - 1/k], \quad s > 1, \quad k = 0, 1, 2, \dots \quad (1)$$

Let $P_k^2 \subset \mathbb{R}^2$ be the convex hull of the set E_k , $k = 0, 1, 2, \dots$. Construct the following prisms:

$$\begin{aligned} Pl_k^3 &:= P_k^2 \times [-1/k - 1 - s, 1/k - s], \\ Pr_k^3 &:= P_k^2 \times [s - 1/k, s + 1 + 1/k], \quad k = 0, 1, \dots \end{aligned}$$

Now consider the sets

$$\tilde{E}_k^3 := \text{Int} (Pl_k^3 \cup \tilde{E}_k^3 \cup Pr_k^3), \quad k = 0, 1, \dots$$

They are 1-convex with respect to any point of $\partial\tilde{E}_k^3$ except the points of the respective triangles:

$$\begin{aligned} \widetilde{Rl}_k^2 &:= \{(x_1, x_2, x_3) \in \partial\tilde{E}_k^3 : (x_1, x_2) \in (E_k)^\Delta, x_3 = 1/k - s\}, \\ \widetilde{Rr}_k^2 &:= \{(x_1, x_2, x_3) \in \partial\tilde{E}_k^3 : (x_1, x_2) \in (E_k)^\Delta, x_3 = s - 1/k\}. \end{aligned}$$

Moreover,

$$(\tilde{E}_k^3)^\Delta = (E_k)^\Delta \times [1/k - s, s - 1/k]. \quad (2)$$

Let $a'_k b'_k c'_k \supset a_1 b_1 c_1$, $k = 0, 1, 2, \dots$, be the open triangles the sides of which are parallel to the respective sides of $a_1 b_1 c_1$ and the distance between the sides of $a'_k b'_k c'_k$ and the respective sides of $a_1 b_1 c_1$ equals $1 - 1/k$. Then $a'_1 b'_1 c'_1 = a_1 b_1 c_1$, $a'_{k+1} b'_{k+1} c'_{k+1} \supset a'_k b'_k c'_k$, and

$$a'_0 b'_0 c'_0 \supset a'_k b'_k c'_k \supset (E_k)^\Delta \supset (E_0)^\Delta, \quad k = 1, 2, \dots \quad (3)$$

Consider the triangles

$$\begin{aligned} Rl_k^2 &:= \{(x_1, x_2, x_3) \in \partial\tilde{E}_k^3 : (x_1, x_2) \in a'_k b'_k c'_k, x_3 = 1/k - s\}, \\ Rr_k^2 &:= \{(x_1, x_2, x_3) \in \partial\tilde{E}_k^3 : (x_1, x_2) \in a'_k b'_k c'_k, x_3 = s - 1/k\}, \quad k = 0, 1, \dots, \end{aligned}$$

and some vector \vec{a}_3 generating an angle greater than 0 and less than $\frac{\pi}{2}$ with the positive direction of the axis Ox_3 . This provides that two oblique prisms Ll_k^3, Lr_k^3 with respective bases Rl_k^2, Rr_k^2 and generatrices parallel to the vector \vec{a}_3 are such that $Ll_0^3 \supset Ll_{k+1}^3 \supset Ll_k^3, Lr_0^3 \supset Lr_{k+1}^3 \supset Lr_k^3, k = 1, 2, \dots$ (see Figure 4 b)).

Remove the closures of the prisms Ll_k^3, Lr_k^3 from the set $\tilde{E}_k^3, k = 0, 1, \dots$ (see Figure 4 a)). Then, considering (3), the sets

$$E_k^3 := \tilde{E}_k^3 \setminus (\overline{Ll_k^3} \cup \overline{Lr_k^3}), \quad k = 0, 1, \dots,$$

are weakly 1-convex domains. Moreover, choose s form (1) large enough so that $\overline{Ll_0^3} \cap \overline{Lr_0^3} = \emptyset$. Then

$$(E_k^3)^\Delta = (\tilde{E}_k^3)^\Delta \setminus (\overline{Ll_k^3} \cup \overline{Lr_k^3}) \neq \emptyset, \quad k = 0, 1, \dots \quad (4)$$

Thus, the domains $E_k^3 \subset \mathbb{R}^3$, $k = 0, 1, \dots$, belong to the class $\mathbf{WC}_1^3 \setminus \mathbf{C}_1^3$. And the closure $\overline{E_0^3}$ of the set E_0^3 is approximated from the outside by the family of the domains E_k^3 , $k = 1, 2, \dots$ (see Figure 4 b)). Moreover, $\overline{E_0^3}$ is not 1-convex by Lemma 7. Thus, the closed and connected set $\overline{E_0^3}$ belongs to the class $\mathbf{WC}_1^3 \setminus \mathbf{C}_1^3$.

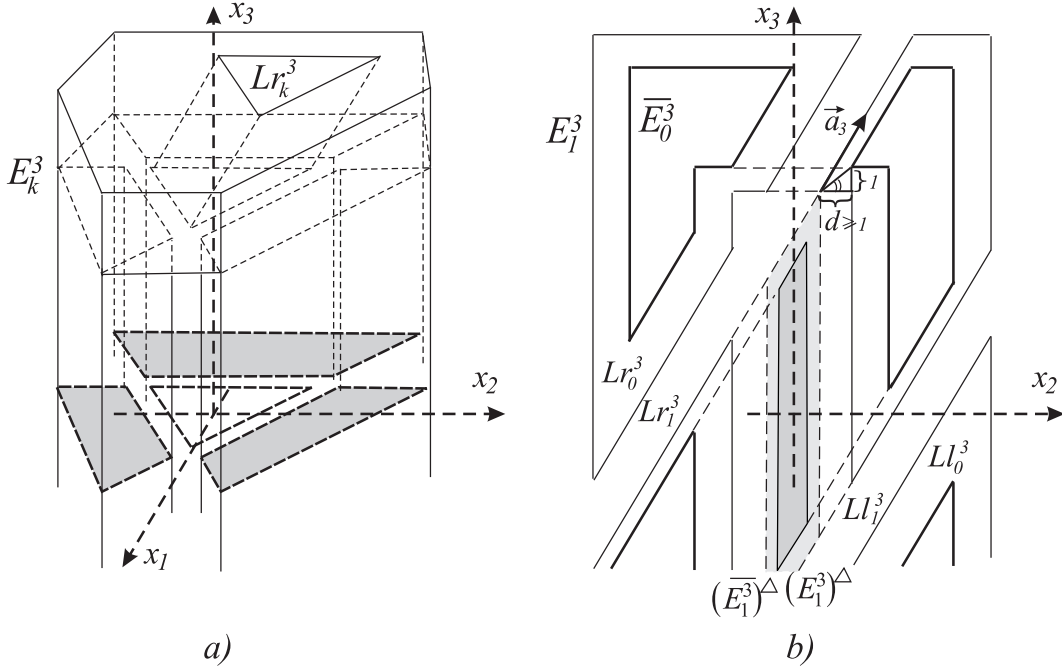


FIGURE 4.

Construct domains in the space \mathbb{R}^4 of the class $\mathbf{WC}_1^4 \setminus \mathbf{C}_1^4$ approximating from the outside a closed connected set of the same class.

Consider the sets

$$\tilde{E}_k^4 := E_k^3 \times [1/k - s, s - 1/k], \quad k = 0, 1, 2, \dots$$

Let $P_k^3 \subset \mathbb{R}^2$ be the convex hull of the set E_k^3 , $k = 0, 1, 2, \dots$. Construct the following prisms:

$$\begin{aligned} Pl_k^4 &:= P_k^3 \times [-1/k - 1 - s, 1/k - s], \\ Pr_k^4 &:= P_k^3 \times [s - 1/k, s + 1 + 1/k], \quad k = 0, 1, \dots \end{aligned}$$

Now consider the sets

$$\tilde{E}_k^4 := \text{Int} (Pl_k^4 \cup \tilde{E}_k^4 \cup Pr_k^4), \quad k = 0, 1, \dots$$

They are 1-convex with respect to any point of $\partial\tilde{E}_k^4$ except the points of the sets

$$\begin{aligned}\widetilde{Rl}_k^3 &:= \{(x_1, x_2, x_3, x_4) \in \partial\tilde{E}_k^4 : (x_1, x_2, x_3) \in (E_k^3)^\Delta, x_4 = 1/k - s\}, \\ \widetilde{Rr}_k^3 &:= \{(x_1, x_2, x_3, x_4) \in \partial\tilde{E}_k^4 : (x_1, x_2, x_3) \in (E_k^3)^\Delta, x_4 = s - 1/k\}.\end{aligned}$$

Moreover,

$$(\tilde{E}_k^4)^\Delta = (E_k^3)^\Delta \times [1/k - s, s - 1/k], \quad k = 0, 1, \dots$$

Construct the prisms

$$L_k^3 := a'_k b'_k c'_k \times [1/k - s, s - 1/k], \quad k = 0, 1, \dots$$

Then, considering (2), (3), (4),

$$L_k^3 \supset (\tilde{E}_k^3)^\Delta \supset (E_k^3)^\Delta, \quad k = 0, 1, \dots \quad (5)$$

Now consider the following sets:

$$\begin{aligned}Rl_k^3 &:= \{(x_1, x_2, x_3, x_4) \in \partial\tilde{E}_k^4 : (x_1, x_2, x_3) \in L_k^3, x_4 = 1/k - s\}, \\ Rr_k^3 &:= \{(x_1, x_2, x_3, x_4) \in \partial\tilde{E}_k^4 : (x_1, x_2, x_3) \in L_k^3, x_4 = s - 1/k\},\end{aligned}$$

$k = 0, 1, \dots$ Since $L_{k+1}^3 \supset L_k^3$, then $Rl_{k+1}^3 \supset Rl_k^3$ and $Rr_{k+1}^3 \supset Rr_k^3$. Moreover, considering (5),

$$Rl_k^3 \supset \widetilde{Rl}_k^3, \quad Rr_k^3 \supset \widetilde{Rr}_k^3. \quad (6)$$

Consider some vector \vec{a}_4 generating an angle greater than 0 and less than $\frac{\pi}{2}$ with the positive direction of the axis Ox_4 . This provides that two oblique prisms Ll_k^4, Lr_k^4 with respective bases Rl_k^3, Rr_k^3 and generatrices parallel to the vector \vec{a}_4 are such that $Ll_0^4 \supset Ll_{k+1}^4 \supset Ll_k^4, Lr_0^4 \supset Lr_{k+1}^4 \supset Lr_k^4, k = 1, 2, \dots$

Remove the closures of the prisms Ll_k^4, Lr_k^4 from the set $\tilde{E}_k^4, k = 0, 1, \dots$ Then, considering (6), the obtained sets

$$E_k^4 := \tilde{E}_k^4 \setminus (\overline{Ll}_k^4 \cup \overline{Lr}_k^4), \quad k = 0, 1, \dots,$$

are weakly 1-convex domains. Moreover, choose s from (1) large enough so that $\overline{Ll}_0^4 \cap \overline{Lr}_0^4 = \emptyset$. Then

$$(E_k^4)^\Delta = (\tilde{E}_k^4)^\Delta \setminus (\overline{Ll}_k^4 \cup \overline{Lr}_k^4) \neq \emptyset, \quad k = 0, 1, \dots$$

Thus, the domains $E_k^4 \subset \mathbb{R}^4, k = 0, 1, \dots$, belong to the class $\mathbf{WC}_1^4 \setminus \mathbf{C}_1^4$. And the closure \overline{E}_0^4 of the set E_0^4 is approximated from the outside by the family of the domains $E_k^4, k = 1, 2, \dots$. Moreover, \overline{E}_0^4 is not 1-convex by Lemma 7. Thus, the closed and connected set \overline{E}_0^4 belongs to the class $\mathbf{WC}_1^4 \setminus \mathbf{C}_1^4$.

Extending the process of constructing the sets E_k^n , $k = 1, 2, \dots$, and $\overline{E_0^n}$ to the spaces \mathbb{R}^n , $n > 4$, using the sets E_k^{n-1} , $\overline{E_0^{n-1}}$ by the induction, we obtain domains and closed connected sets of the class $\mathbf{WC}_1^n \setminus \mathbf{C}_1^n$ for any $n \geq 3$. Then, by Lemma 4, the domains

$$E_k^{n-m+1} \times \mathbb{R}^{m-1} \subset \mathbb{R}^n, \quad n \geq 3, \quad 1 \leq m < n - 1, \quad k = 1, 2, \dots,$$

and the closed connected sets

$$\overline{E_0^{n-m+1}} \times \mathbb{R}^{m-1} \subset \mathbb{R}^n, \quad n \geq 3, \quad 1 \leq m < n - 1,$$

belong to the class $\mathbf{WC}_m^n \setminus \mathbf{C}_m^n$. The theorem is proved. □

REFERENCES

- [1] L. A. Aizenberg. Decomposition of holomorphic functions of several complex variables into partial fractions. *Sibirskii Matematicheskii Zhurnal*, 8(5):859–872, 1967.
- [2] H. K. Dakhil. *The shadows problems and mappings of fixed multiplicity*. candthesis, Institute of Mthematics of NASU, Kyiv, 2017.
- [3] A.I. Gerasin. On $(n - 1)$ -convex sets. *Some questions of anal. and differential topol. Sbornik nauchnyh trudov, Kyiv: Institute of Mthematics of AS USSR*, 8–14, 1988.
- [4] A.I. Gerasin. Observableness of $(n - 1)$ -convex sets. *Complex analysis, algebra, and topology. Sbornik nauchnyh trudov, Kyiv: Institute of Mthematics of AS USSR*, 20–28, 1990.
- [5] B. A. Klishchuk H. K. Dakhil, Yu. B. Zelinskii. On weakly m -convex sets. *Dopovidi NANU*, (4):3–6, 2017.
- [6] K. Leuhtweis. *Convex sets*. Moskow: Nauka, 1985.
- [7] V. L. Melnyk. Topological classification of $(n - 1)$ -convex sets. *Ukr. Mat. Zhurnal*, 50(9):1236–1243, 1998.
- [8] T. M. Osipchuk. Topological properties of weakly m -convex sets. *Praci IPMM NANU*, 34:75–84, 2020.
- [9] B. A. Rozenfeld. *Multi-dimensional spaces*. Moskow: Nauka, 1966.
- [10] M. V. Stefanchuk. *Generally convex sets and their applications*. candthesis, Institute of Mthematics of NASU, Kyiv, 2016. in Ukrainian.
- [11] I. V. Momot Yu. B. Zelinskii. On (n, m) -convex sets. *Ukr. Mat. Zhurnal*, 53(3):422–427, 2001.
- [12] Yu. B. Zelinskii. *Multi-valued mappings in analysis*. Kyiv: Naukova Dumka, 1993.

INSTITUTE OF MATHEMATICS OF THE NATIONAL ACADEMY OF SCIENCES OF UKRAINE,
TERESHCHENKIVSKA STR. 3, UA-01004, KYIV, UKRAINE

Email address: osipchuk@imath.kiev.ua