

A derivation of variational message passing (VMP) for latent Dirichlet allocation (LDA)

Rebecca M.C. Taylor^{1,2}, Dirko Coetsee^{1,2,3}, and Johan A. du Preez¹

¹ Stellenbosch University, South Africa

² Praelexis, South Africa

³ KU Leuven, Belgium

Abstract. Latent Dirichlet Allocation (LDA) is a probabilistic model used to uncover latent topics in a corpus of documents. Inference is often performed using variational Bayes (VB) algorithms, which calculate a lower bound to the posterior distribution over the parameters. Deriving the variational update equations for new models requires considerable manual effort; variational message passing (VMP) has emerged as a "black-box" tool to expedite the process of variational inference. But applying VMP in practice still presents subtle challenges, and the existing literature does not contain the steps that are necessary to implement VMP for the standard smoothed LDA model, nor are available black-box probabilistic graphical modelling software able to do the word-topic updates necessary to implement LDA. In this paper, we therefore present a detailed derivation of the VMP update equations for LDA. We see this as a first step to enabling other researchers to calculate the VMP updates for similar graphical models.

Keywords: Latent Dirichlet Allocation, Variational, Graphical Model, Message Passing, VMP, derivation

1 Introduction

Latent Dirichlet Allocation (LDA) [1] is an effective and popular probabilistic document model with many applications [2]. These include,

banking and finance: clustering banking clients based on their transactions and identification of insurance fraud [3].

genomics: using multilocus genotype data to learn about population structure and assign individuals to populations [4], classification of gene expression in healthy and diseased tissues, [5] and prediction of the functional effects of genetic variation [6],

image processing: image clustering and scene recognition [7, 8], and

medical: feature extraction for rare and emerging diseases [9] and medical data set clustering [10, 11].

While LDA can extract latent topics of any type from a wide range of inputs, it is most commonly used to extract latent semantic information from text. The scale at which LDA is applied has continued to grow with the increasing availability of computing resources, large volumes of data [12], and improved inference algorithms.

LDA is usually represented as a graphical model, as shown in Figure 1. This graph represents a probability distribution, where M documents contain

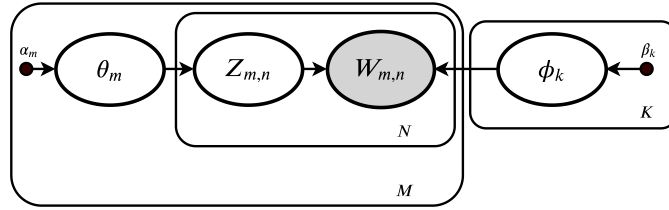


Fig. 1: Plate model for LDA as a Bayesian network. Each node in the graph represents a random variable and edges represent conditional dependencies.

N words, and each word represents one of K possible topics. Section 3.1 provides further details. LDA has been extended and modified to create many new but similar graphical models such as Filtered-LDA [13], author topic models [14], relational topic models [15], dynamic topic models [16], and spatial LDA [17].

Exact inference is computationally intractable for many useful graphical models, including LDA and its many variants [1, 18, 19], [20, p461]. A range of approximate inference techniques is therefore used. Particle based approaches such as Markov chain Monte Carlo (MCMC) [20, p462] have been used but are still computationally expensive [21].

Because larger data sources are now readily available, faster and comparably accurate methods to these particle-based approaches have gained popularity [19]. These include variational Bayes (VB) [22, 23, 24] and expectation propagation (EP) [25, 26, 27]. Variational Bayes in particular is notable for achieving good run-time performance. By optimising a bound on the posterior distribution, it provides guarantees on the inference quality that is not always attainable with approximate methods. VB is usually available only for exponential family distributions. In Section 3.2 we will therefore provide a short overview of the exponential family and some of the notation we use later on in this paper.

Constructing a new model that uses VB is labour-intensive since the modeller must derive each of the variational update equations manually. This

process has been somewhat eased by the introduction of variational message passing (VMP), a formulation of VB that promises to be general enough to apply to a wide variety of graphical models but also a "black-box" inference engine that automates the calculation of the update equations [19]. A general overview of VMP is provided in Section 4.

The available VMP toolkits, however, do not cater for all possible conditional probability distributions, either because a specific distribution is not implemented yet or would be too costly in terms of computational or memory resources.

The conditional Dirichlet-multinomial distribution in particular is necessary to implement smoothed LDA, as discussed in Section 5 but, to the best of our knowledge, is not found in any of the popular toolkits [28, 29]. As a first step towards incorporating this distribution, and as an aid to other researchers using similar models, we derive the full VMP update equations for LDA in Section 5. This is the first time, to the best of our knowledge, that these equations have been published.

2 Related work

A goal of probabilistic modelling is to differentiate between the model and the inference algorithm to answer queries about the model. Concerning the modelling aspect, two prominent LDA models exist, a non-smoothed and a smoothed version [1]. The smoothed version, which is considered here, has become the standard version for topic modelling, and we will only consider it further here.

Most related to our work is the inference aspect of probabilistic modelling, particularly the different inference techniques that have been proposed for LDA. As far as inference is concerned, there is generally a trade-off between inference quality, speed of execution, and guarantees such as whether convergence is guaranteed. Below we mention some of the inference techniques and how they relate to VMP.

Collapsed Gibbs sampling (a type of MCMC technique) is often the inference technique of choice for LDA because it is theoretically exact in the limit. Although it provides high quality inference results, it often requires a prolonged run-time for LDA.

Variational Bayesian inference is not exact, but is usually faster, is guaranteed to converge, and provides some guarantees on the quality of the result. The smoothed version of LDA was first introduced using variational Bayesian inference [1]. An online version was later introduced in 2011 [30], and a stochastic variant in 2013 [31]. Both of these later methods are beneficial when there are larger amounts of data, but they do not improve LDA performance as much as other later methods [23, 30, 31, 32].

Structured stochastic variational inference, introduced in 2015 [33], further improved performance and scalability. Standard VB, however, is still a popular technique for LDA due to its simplicity and many Python implementations.

Variational message passing (VMP) [34, 35] is the message passing equivalent of the standard version of VB. It is a useful tool for constructing a variational inference solution for a large variety of conjugate exponential graphical models. A non-conjugate variant of VMP, namely non-conjugate VPM (NCVMP) is also available for certain other models [36], but not applicable to this work. An advantage of VMP is that it can speed up the process of deriving a variational solution to a new graphical model [19].

There are software toolkits that implement VMP for general graphical models [28, 29], but none, as far as we can tell, are able to do VMP for LDA-type models at the moment. For Infer.NET, arguably the most well-known VMP toolkit, the reason is that the current software implementation stores all intermediate messages as separate objects in memory, and the VMP messages for a typical Dirichlet-multinomial distribution used in LDA would take too much memory. Although there are no immediate plans to change the implementation to allow these updates [37], we believe that doing this could be fruitful future work.

Unfortunately, VMP update equations are therefore sometimes derived by hand, but these results are usually not published [12, 38], in contrast to the current work.

3 Background

In this section we present the graphical model for LDA, and also introduce the exponential family.

3.1 The latent Dirichlet allocation (LDA) graphical model

Latent Dirichlet Allocation (LDA) is a hierarchical graphical model that can be represented by the directed graphical model shown in Figure 1 [1] (see Table 1 for details about the symbols).

The graphical model shown in Figure 1 allows us to visually identify the conditional independence assumptions in the LDA model. Arrows in the graph indicate the direction of dependence. From Figure 1, we can see that the n 'th word in document m is $W_{m,n}$. The distribution over this word depends on the topic $Z_{m,n}$ present in the document, which, selects the Dirichlet random vector ϕ_k that describes the words present in each topic.

Figures 3 and 4 illustrate Dirichlet distributions of cardinality $K = 3$ to illustrate the effect of α on the distribution. Low values of α_k correspond to

a low bias towards the corresponding θ_k parameter. These biases are also called pseudocounts.

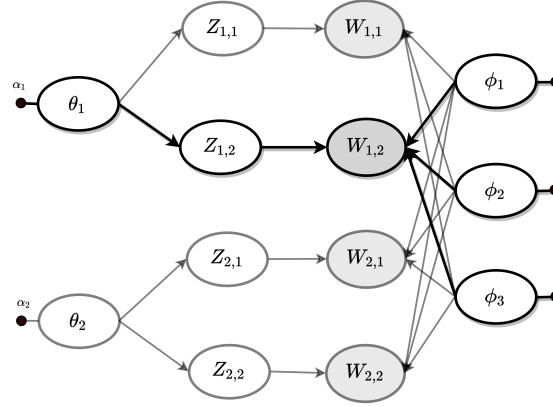


Fig. 2: Unrolled BN representation of LDA for a two document corpus with two words per document. A single *branch* is highlighted (where the document number is $m = 1$ and the word number $n = 2$). For the meanings of the symbols, refer to Table 1.

Table 1: Symbols used for the LDA model shown in Figure 2.

Symbol	Description
M	Total number of documents
m	Current document
N	Number of words in current document
n	Current word (in document)
K	Total number of topics
k	Current topic
V	Total number words in the vocabulary
v	Current word (in vocabulary)
\mathbf{v}	Observed word (in vocabulary)
θ_m	Topic-document Dirichlet for document m
$Z_{m,n}$	Topic-document categorical for word n in document m
$W_{m,n}$	Word-topic conditional categorical for word n in document m
ϕ_k	Word-topic Dirichlet for topic k

In LDA, the topic-word Dirichlet distributions can range from as low as $K = 3$ for a three topic model, up to very large values of K for models containing hundreds of topics. The word-topic Dirichlet distributions typically have a much higher cardinality, typically in the thousands or hundreds of thousands since it corresponds to the vocabulary size.

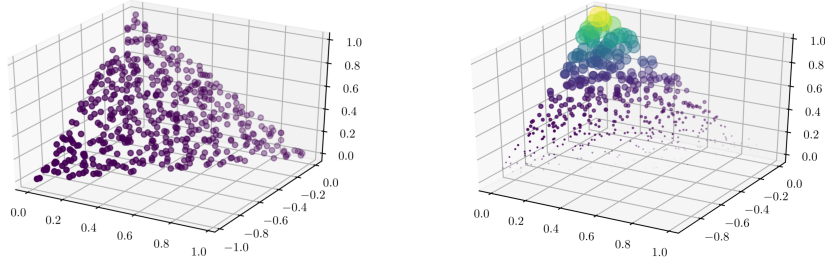


Fig. 3: Dirichlet distributions of cardinality, 3, visualised in 3D. **(a)** Dirichlet with $\alpha = \{1, 1, 1\}$. This is the non-informative Dirichlet. **(b)** Dirichlet with $\alpha = \{1, 1, 5\}$. There is more mass on the corner of the Z-axis due to the higher pseudocount of α_3 .

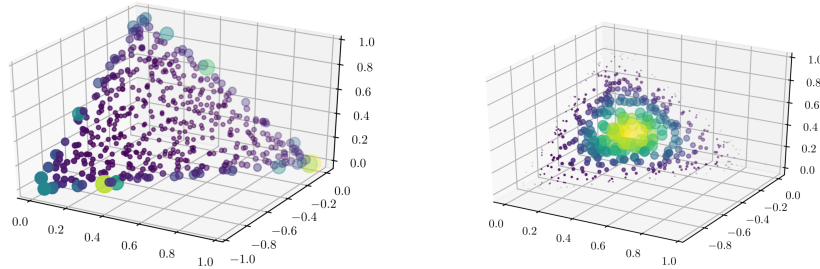


Fig. 4: Dirichlet distributions of cardinality, 3, visualised in 3D. For both (a) and (b), all 3 α 's are equal. **(a)** Dirichlet with $\alpha = \{0.5, 0.5, 0.5\}$. There is more mass on the corners of all 3 axes than in the middle of the hyperplane (sparse). **(b)** Dirichlet with $\alpha = \{5, 5, 5\}$. There is less mass on the corners of all 3 axes than in the middle of the hyperplane.

3.2 The exponential family (EF) of distributions

The standard VMP algorithm is limited to distributions in the exponential family. The exponential family is the only family of distributions with finite-

sized sufficient statistics [39, 40, 41]. Many useful distributions, including the Dirichlet and categorical distributions, fall into this family, as do all the distributions involved in LDA.

The probability distribution of a random vector \mathbf{x} with parameters $\boldsymbol{\eta}$ can always be written in the following mathematically convenient form if it falls within the exponential family [34],

$$p(\mathbf{x}; \boldsymbol{\eta}) = \frac{1}{Z(\boldsymbol{\eta})} h(\mathbf{x}) \exp \{ \boldsymbol{\eta}^T \mathbf{T}(\mathbf{x}) \}, \quad (1)$$

where $\boldsymbol{\eta}$ is called the natural parameters and $\mathbf{T}(\mathbf{x})$ is the sufficient statistics vector, called so since with a sufficiently large sample, the probability of \mathbf{x} under $\boldsymbol{\eta}$ only depends on \mathbf{x} through $\mathbf{T}(\mathbf{x})$. The partition function, $Z(\boldsymbol{\eta})$, normalises the distribution to unity volume i.e.

$$Z(\boldsymbol{\eta}) = \int h(\mathbf{x}) \exp \{ \boldsymbol{\eta}^T \mathbf{T}(\mathbf{x}) \} d\mathbf{x}. \quad (2)$$

We can also formulate Equation 1 as,

$$p(\mathbf{x}; \boldsymbol{\eta}) = h(\mathbf{x}) \exp \{ \boldsymbol{\eta}^T \mathbf{T}(\mathbf{x}) - A(\boldsymbol{\eta}) \}, \quad \text{with } A(\boldsymbol{\eta}) \triangleq \log Z(\boldsymbol{\eta}). \quad (3)$$

$A(\boldsymbol{\eta})$ is known as the log-partition or cumulant function since it can be used to find the cumulants of a distribution. Below we show the first cumulant (the mean) of exponential family distributions which will be used later,

$$\begin{aligned} \nabla_{\boldsymbol{\eta}} A(\boldsymbol{\eta}) &= \nabla_{\boldsymbol{\eta}} \ln \left[\int h(\mathbf{x}) \exp \{ \boldsymbol{\eta}^T \mathbf{T}(\mathbf{x}) \} d\mathbf{x} \right] \\ &= \frac{1}{\int h(\mathbf{x}) \exp \{ \boldsymbol{\eta}^T \mathbf{T}(\mathbf{x}) \} d\mathbf{x}} \nabla_{\boldsymbol{\eta}} \left[\int h(\mathbf{x}) \exp \{ \boldsymbol{\eta}^T \mathbf{T}(\mathbf{x}) \} d\mathbf{x} \right] \\ &= \int \frac{1}{Z(\boldsymbol{\eta})} h(\mathbf{x}) \exp \{ \boldsymbol{\eta}^T \mathbf{T}(\mathbf{x}) \} \mathbf{T}(\mathbf{x}) d\mathbf{x} \\ &= \int p(\mathbf{x}) \mathbf{T}(\mathbf{x}) d\mathbf{x} \\ &= \langle \mathbf{T}(\mathbf{x}) \rangle_{p(\mathbf{x})} \end{aligned} \quad (4)$$

This shows that we can find the first expected moment of a distribution in the exponential family by taking the derivative of its log-partition function. This will always be the same as finding the expected value of the sufficient statistics vector.

4 Variational message passing (VMP)

Variational Bayes (VB) is a framework for approximating the full posterior distribution over a model's parameters and latent variables in an iterative,

Expectation Maximization (EM)-like manner [22], since the true distribution can often not be calculated efficiently for models of interest, such as LDA.

Variational message passing (VMP) is a way to derive the VB update equations for a given model [34, 35]. A formulation of optimization in terms of local computations is required to translate VB into its message passing variant, VMP.

4.1 The generic VMP algorithm

Conjugate-exponential models, of which LDA is an example, are models where conjugacy exists between all parent-child relationships and where all distributions are in the exponential family. For these models we can perform variational inference by performing local computations and message passing.

Based on the derivation in [34], these local computations depend only on the variables within the Markov blanket of a node. The nodes in the Markov blanket (shown in Figure 5) are nodes that are either parents, children, or co-parents of the node. The co-parents of a node are the parents of its children and excludes the node itself.

For Bayesian networks, the joint distribution can be expressed in terms of the conditional distributions at each node x_i ,

$$p(\mathbf{x}) = \prod_i p(x_i \mid \text{pa}_{x_i}), \quad (5)$$

where pa_{x_i} are the parents of node x_i and x_i the variables associated with node x_i [42]. These variables can be either hidden, meaning we don't know, or or observed, meaning we know their values at inference.

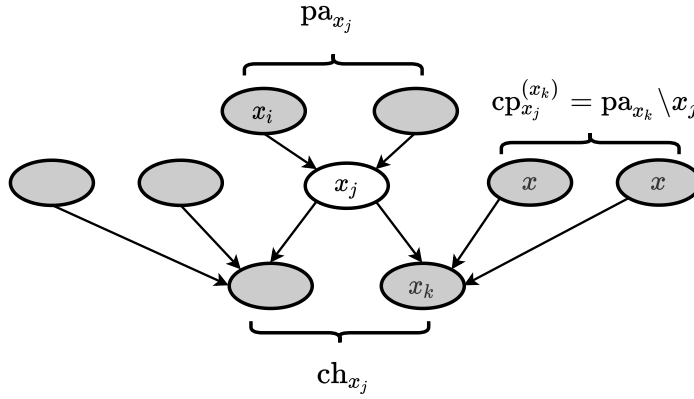


Fig. 5: The Markov blanket of a node (x_j). The nodes in the Markov blanket are the shaded nodes and are defined by the set of parents (pa), children (ch) and co-parents (cp) of a node. The variational update equation for a node x_j depends only on expectations over variables appearing in the Markov blanket of that node [35].

In this section we review the general VMP message passing update equations and apply them to the example graphical model shown in Figure 6 to explain the broader principles involved in VMP.

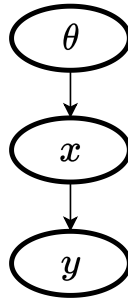


Fig. 6: The child and parent nodes in the example we will use to present the message passing equations. In the example, x is the parent node of y , and y the child of x ; the node names correspond to the random vectors.

The node x , which represents a random vector is the parent of y . In exponential family form this is written as,

$$p(x; \eta) = \frac{1}{Z(\eta)} h(x) \exp \{ \eta^T T(x) \}, \quad (6)$$

$$= h(x) \exp \{ \eta^T T(x) - A(\eta) \}, \quad \text{with } A(\eta) \triangleq \ln Z(\eta), \quad (7)$$

where η are the natural parameters, $T(x)$ the sufficient statistics vector, and $A(\eta)$ the log-partition function.

If we limit ourselves to distributions in this family, the prior and posterior distributions have the same form [34]. During inference, we therefore only need to update the values of the parameters and do not have to change the functional form [34].

Message to a child node Continuing with the description of the graphical model in Figure 6, the parent to child node message for parent node x and child node y is the expectation of the sufficient statistics vector [35],

$$\mu_{x \rightarrow y}^{\text{p2c}} = \langle T(x) \rangle_{p(x)}. \quad (8)$$

We can calculate this by using the derivative of the log-partition function as seen in Equation 4,

$$\langle T(x) \rangle_{p(x)} = \nabla_{\eta} A(\eta). \quad (9)$$

The parent to child message is therefore,

$$\mu_{x \rightarrow y}^{\text{p2c}} = \nabla_{\eta} A(\eta). \quad (10)$$

This message which contains the expected values of the natural parameters of x now becomes the new natural parameters of y . We can therefore write the child node's distribution as $p(y \mid \langle T(x) \rangle)$ after receiving a message from node x .

Message to a parent node Because we limit ourselves to conjugate-exponential models, the exponential form of the child distribution can always be re-arranged to match that of the parent distribution. This is due to the multi-linear properties of conjugate-exponential models [34].

We define the re-arranged version of the sufficient statistics as $\varphi(y)$. This version is in the correct functional form to send a child to parent message [34, 35]. A child to parent message can therefore be written as,

$$\mu_{y \rightarrow x}^{\text{c2p}} = \langle \varphi(y) \rangle_{p(y)}. \quad (11)$$

Note that if any node, a , is observed then the messages are as defined above, but with $\langle \varphi(a) \rangle$ replaced by $\varphi(a)$. I.e. if we know the true values, we use them.

When a parent node has received all of its required messages, we can update its belief by finding its updated natural parameter vector η' . In the general case for a graphical model containing a set of nodes $\mathbf{x} = \{x_1, x_2, \dots, x_U\}$, the update for parent x_j becomes,

$$\eta'_{x_j} = \{\mu_{x_i \rightarrow x_j}\}_{x_i \in \text{pa}_{x_j}} + \sum_{s \in \text{ch}_{x_j}} \mu_{x_s \rightarrow x_j}. \quad (12)$$

Updating the parent node x from the graphical model in Figure 6 will result in the update equation $\eta'_x = \mu_{\theta \rightarrow x} + \mu_{y \rightarrow x}$.

We now present the full VMP algorithm in Algorithm 1 as given by Winn [34] but using our notation defined above.

Algorithm 1 Variational Message Passing (VMP) [34]

Initialization:

Initialize each factor distribution q_j by initializing the corresponding moment vector $\langle T_j(\mathbf{x}_j) \rangle$ with random vector \mathbf{x}_j .

Iteration:

1. For each node \mathbf{x}_j in turn:
 - (a) Retrieve messages from all parent and child nodes, as defined in Equation 8 and Equation 11. This requires child nodes to retrieve messages from the co-parents of \mathbf{x}_j (Figure 5).
 - (b) Compute updated natural parameter vector η'_j using Equation 12.
 - (c) Compute updated moment vector $\langle T_j(\mathbf{x}_j) \rangle$ given the new setting of the parameter vector.
- ELBO(\mathbf{q}) (optional).

Termination:

If the increase in the bound is negligible or a specified number of iterations has been reached, stop. Otherwise, repeat from step 1.

5 The VMP algorithm for LDA

Here we describe the distribution at each node and also derive the child to parent and parent to child messages (where applicable) for the LDA graph. We keep the messages dependent only on the current round of message passing which can be considered to be one epoch.

5.1 Topic-document Dirichlet nodes θ_m

In exponential family form we can write each topic-document Dirichlet as,

$$\ln \text{Dir}(\theta_m; \alpha_m) = \begin{bmatrix} \alpha_{m,1} - 1 \\ \alpha_{m,2} - 1 \\ \vdots \\ \alpha_{m,K} - 1 \end{bmatrix}^T \begin{bmatrix} \ln \theta_{m,1} \\ \ln \theta_{m,2} \\ \vdots \\ \ln \theta_{m,K} \end{bmatrix} - \ln \frac{\Gamma(\sum_k \alpha_{m,k})}{\prod_k \Gamma(\alpha_{m,k})}. \quad (13)$$

For each m we can identify the natural parameters as,

$$\eta_{\theta_m} = \begin{bmatrix} \alpha_{m,1} - 1 \\ \alpha_{m,2} - 1 \\ \vdots \\ \alpha_{m,K} - 1 \end{bmatrix}, \quad (14)$$

and the sufficient statistics as,

$$T(\theta_m) = \begin{bmatrix} \ln \theta_{m,1} \\ \ln \theta_{m,2} \\ \vdots \\ \ln \theta_{m,K} \end{bmatrix}. \quad (15)$$

Message to a child node $Z_{m,n}$ The parent to child node message (for parent node θ_m and child node $Z_{m,n}$) is the expectation of the sufficient statistics vector (Equation 8),

$$\mu_{\theta_m \rightarrow Z_{m,n}}^{\text{p2c}} = \langle T(\theta_m) \rangle_{p(\theta_m)}. \quad (16)$$

Using Equation 9, we can calculate this expectation using the derivative of the log-partition function. It is shown in [34, p128] to be,

$$\langle \ln(\theta_k) \rangle_{p(\theta_k)} = \psi(\alpha_k) - \psi(\sum_k \alpha_k), \quad (17)$$

where ψ is the digamma function. The parent to child message from each topic-document Dirichlet node is therefore,

$$\mu_{\theta_m \rightarrow Z_{m,n}}^{\text{p2c}} = \begin{bmatrix} \psi(\alpha_{m,1}) - \psi(\sum_k \alpha_{m,k}) \\ \vdots \\ \psi(\alpha_{m,K}) - \psi(\sum_k \alpha_{m,k}) \end{bmatrix}. \quad (18)$$

We can now insert these expected sufficient statistics at the child node. The natural parameter vector is then,

$$\eta'_{Z_{m,n}} = \begin{bmatrix} \psi(\alpha_{m,1}) - \psi(\sum_k \alpha_{m,k}) \\ \vdots \\ \psi(\alpha_{m,K}) - \psi(\sum_k \alpha_{m,k}) \end{bmatrix} = \begin{bmatrix} \ln \theta'_{m,1} \\ \vdots \\ \ln \theta'_{m,K} \end{bmatrix}, \quad (19)$$

with θ' denoting the updated topic proportions, and $\eta'_{Z_{m,n}}$ the updated natural parameter vector. Because these are not inherently normalised, normalisation is required to represent them as true probability distributions. Note also the conjugacy between the Dirichlet and categorical distributions: this allows us to simply update the natural parameters without changing the form of the distribution [12, 34].

5.2 Topic-document categorical nodes $Z_{m,n}$

In exponential form we can represent the topic-document categorical distribution for a specific word in a specific document as,

$$\ln \text{Cat}(Z_{m,n} \mid \theta_m) = \begin{bmatrix} \ln \theta_{m,1} \\ \ln \theta_{m,2} \\ \vdots \\ \ln \theta_{m,k} \end{bmatrix}^T \begin{bmatrix} \mathbb{I}[Z_{m,n} = 1] \\ \mathbb{I}[Z_{m,n} = 2] \\ \vdots \\ \mathbb{I}[Z_{m,n} = K] \end{bmatrix} - \ln\left(\sum_k \theta_{m,k}\right), \quad (20)$$

$$\therefore A(\theta_m) = \ln\left(\sum_k \theta_{m,k}\right), \quad (21)$$

by applying Equation 6.

For each branch (as defined in Figure 2) we can identify the natural parameters as,

$$\eta_{Z_{m,n}} = \begin{bmatrix} \ln \theta_{m,1} \\ \ln \theta_{m,2} \\ \vdots \\ \ln \theta_{m,k} \end{bmatrix}, \quad (22)$$

and the sufficient statistics as,

$$T(Z_{m,n}) = \begin{bmatrix} \mathbb{I}[Z_{m,n} = 1] \\ \mathbb{I}[Z_{m,n} = 2] \\ \vdots \\ \mathbb{I}[Z_{m,n} = K] \end{bmatrix}. \quad (23)$$

Message to a parent node θ_m Before deriving the message from child node $Z_{m,n}$ to parent node θ_m , some discussion regarding the effect of the incoming message from node $W_{m,n}$ on node $Z_{m,n}$ is in order. Because this message to the topic-document node $Z_{m,n}$ (from the respective word-topic node $W_{m,n}$) is a child to parent message, this message is added to the natural parameter vector such that,

$$\begin{aligned} \ln \tilde{\theta}'_m &= \ln \theta_m + \ln p_{m,n} \\ &= \ln(\theta_m p_{m,n}), \end{aligned} \quad (24)$$

with $\tilde{\cdot}$ indicating that the factor is unnormalised. Re-normalizing so that $\sum_k \theta'_{m,k} = 1$ gives,

$$\ln \theta'_m = \ln \left(\frac{\theta_m p_{m,n}}{\sum_k \theta_{m,k} p_{m,n,k}} \right), \quad (25)$$

where $\{p_{m,n,1}, \dots, p_{m,n,K}\}$ are the topic probabilities for a specific word in a specific document as given by the message from node $W_{m,n}$. Once each topic-document node $Z_{m,n}$ has received its message from the corresponding word-topic node $W_{m,n}$, the natural parameter vector at node $Z_{m,n}$ (from Equation 20) will have been modified to be $\eta'_{Z_{m,n}} = \ln \theta'_m$.

In the case where no message has been received from node $W_{m,n}$, then $\ln \theta'_m = \ln \theta_m$. In LDA, however, we will only ever update the topic-document Dirichlet node θ_m from the topic-document node $Z_{m,n}$ after receiving a message from the word-topic side of the graph (except at initialisation).

The message from a topic-document node $Z_{m,n}$ to a topic-document node θ_m is also a child to parent message. To send a child to parent message we need to rearrange the exponential form of the child distribution to match the parent distribution (as presented in Section 4.1). We can rearrange Equation 20 in terms of θ'_m as follows,

$$\ln \text{Cat}(Z_{m,n} \mid \theta_m) = \begin{bmatrix} \mathbb{I}[Z_{m,n} = 1] \\ \mathbb{I}[Z_{m,n} = 2] \\ \vdots \\ \mathbb{I}[Z_{m,n} = K] \end{bmatrix}^T \begin{bmatrix} \ln \theta'_{m,1} \\ \ln \theta'_{m,2} \\ \vdots \\ \ln \theta'_{m,K} \end{bmatrix} - \ln \left(\sum_k \theta'_{m,k} \right). \quad (26)$$

The message towards node θ_m is therefore,

$$\begin{aligned} \mu_{Z_{m,n} \rightarrow \theta_m}^{\text{c2p}} &= \langle \varphi(Z_{m,n}) \rangle_{p(Z_{m,n})} \\ &= \left\langle \begin{bmatrix} \mathbb{I}[Z_{m,n} = 1] \\ \mathbb{I}[Z_{m,n} = 2] \\ \vdots \\ \mathbb{I}[Z_{m,n} = K] \end{bmatrix} \right\rangle_{p(Z_{m,n})} = \begin{bmatrix} \theta'_{m,1} \\ \theta'_{m,2} \\ \vdots \\ \theta'_{m,K} \end{bmatrix} = \begin{bmatrix} \frac{\theta_{m,1} p_{m,n,1}}{\sum_k \theta_{m,k} p_{m,n,k}} \\ \frac{\theta_{m,2} p_{m,n,2}}{\sum_k \theta_{m,k} p_{m,n,k}} \\ \vdots \\ \frac{\theta_{m,K} p_{m,n,K}}{\sum_k \theta_{m,k} p_{m,n,k}} \end{bmatrix}. \end{aligned} \quad (27)$$

For each topic-document node θ_m , for a single branch in the graph, and for a single topic k , we have the update,

$$\alpha'_{m,k} = \frac{\theta_{m,k} p_{m,n,k}}{\sum_j \theta_{m,j} p_{m,n,j}} + \alpha_{m,k}^{\text{prior}}, \quad (28)$$

with $\alpha_{m,k}^{\text{prior}}$ representing the initial hyperparameter settings. Over all words in the document we therefore have,

$$\alpha'_{m,k} = \sum_n \frac{\theta_{m,k} p_{m,n,k}}{\sum_j \theta_{m,j} p_{m,n,j}} + \alpha_{m,k}^{\text{prior}}, \quad (29)$$

which can also be written as,

$$\alpha'_{m,k} = \sum_n \frac{\theta'_{m,k}}{\sum_j \theta'_{m,j}} + \alpha_{m,k}^{\text{prior}}. \quad (30)$$

Message to a child node $W_{m,n}$ The message from a topic-document node $Z_{m,n}$ to a word-topic node $W_{m,n}$ is a parent to child message. Based on Equation 8, the message is,

$$\mu_{Z_{m,n} \rightarrow W_{m,n}}^{\text{p2c}} = \langle \mathbf{T}(Z_{m,n}) \rangle_{p(Z_{m,n})}. \quad (31)$$

Equation 6 defines the log-partition function that can be used to calculate this moment using Equation 9. To do this we need to re-parameterise the natural parameter vector from Equation 20. This is shown below for a single word in a single topic k ,

$$\begin{aligned} \eta_k &\equiv \ln \theta'_k, \\ \therefore \theta'_k &= e^{\eta_k}, \\ \therefore A(\boldsymbol{\eta}) &= \ln \left(\sum_k e^{\eta_k} \right). \end{aligned}$$

From this we can calculate the expected sufficient statistics using Equation 4 for a specific topic k :

$$\begin{aligned} \langle \mathbb{I}[Z_{m,n} = k] \rangle_{p(Z_{m,n})} &= \frac{\delta}{\delta \eta_k} A(\boldsymbol{\eta}) \\ &= \frac{e^{\eta_k}}{\sum_j e^{\eta_j}} \\ &= \frac{\theta'_{m,k}}{\sum_j \theta'_{m,j}} \\ &= \theta_{m,k}^*, \quad \text{where the } \theta^{*'}\text{'s are normalised.} \end{aligned} \quad (32)$$

Each $\theta_{m,k}^*$ is a normalised topic proportion for a single topic. We can write the full parent to child message for a word within a topic as,

$$\mu_{Z_{m,n} \rightarrow W_{m,n}}^{\text{p2c}} = \begin{bmatrix} \theta_{m,1}^* \\ \vdots \\ \theta_{m,K}^* \end{bmatrix}, \quad (33)$$

with,

$$\theta_{m,k}^* = \frac{\theta'_{m,k}}{\sum_j \theta'_{m,j}}. \quad (34)$$

These updated topic proportions are then used at the word-topic node $W_{m,n}$.

5.3 Word-topic conditional categorical nodes $W_{m,n}$

Initially, the n th word of a document is described by K word-topic distributions. We call this a conditional categorical distribution; for a topic k this reduces to a single categorical distribution. For all K we can write,

$$\ln \text{Cat}(W_{m,n} \mid Z_{m,n}, \Phi) = \begin{bmatrix} \sum_k \mathbb{I}[Z_{m,n} = k] \ln \phi_{k,1} \\ \sum_k \mathbb{I}[Z_{m,n} = k] \ln \phi_{k,2} \\ \vdots \\ \sum_k \mathbb{I}[Z_{m,n} = k] \ln \phi_{k,V} \end{bmatrix}^T \begin{bmatrix} \mathbb{I}[W_{m,n} = 1] \\ \mathbb{I}[W_{m,n} = 2] \\ \vdots \\ \mathbb{I}[W_{m,n} = V] \end{bmatrix} \quad (35)$$

$$- \sum_k \mathbb{I}[Z_{m,n} = k] \ln \left(\sum_v \phi_{k,v} \right),$$

where the vocabulary over all words ranges from 1 to V .

Message to a categorical parent node $Z_{m,n}$ Each word-topic node $W_{m,n}$ is a child of a topic-document node $Z_{m,n}$; we therefore need to send child to parent messages between each pair of nodes. We can rewrite Equation 35 in terms of $Z_{m,n}$ to give,

$$\ln \text{Cat}(W_{m,n} \mid Z_{m,n}, \Phi) = \begin{bmatrix} \sum_v \mathbb{I}[W_{m,n} = v] \ln \phi_{1,v} \\ \vdots \\ \sum_v \mathbb{I}[W_{m,n} = v] \ln \phi_{k,v} \\ \vdots \\ \sum_v \mathbb{I}[W_{m,n} = v] \ln \phi_{K,v} \end{bmatrix}^T \begin{bmatrix} \mathbb{I}[Z_{m,n} = 1] \\ \vdots \\ \mathbb{I}[Z_{m,n} = k] \\ \vdots \\ \mathbb{I}[Z_{m,n} = K] \end{bmatrix}. \quad (36)$$

After observing the word v , Equation 36 reduces to a categorical form (this is always the case in standard LDA). Using Equation 32, we can then write the word-topic child to parent message as,

$$\tilde{\mu}_{W_{m,n} \rightarrow Z_{m,n}}^{\text{c2p}} = \begin{bmatrix} \ln \phi_{1,v} \\ \vdots \\ \ln \phi_{k,v} \\ \vdots \\ \ln \phi_{K,v} \end{bmatrix}, \quad (37)$$

where v is the observed word, and the message is unnormalised. This is because we have taken a slice through the word-topic distributions for a specific word, which means that the result is not a true distribution. We normalise the message to obtain the topic proportions (for each word in each

document), which gives,

$$\mu_{W_{m,n} \rightarrow Z_{m,n}}^{\text{c2p}} = \begin{bmatrix} \ln \phi_{1,v}^* \\ \vdots \\ \ln \phi_{k,v}^* \\ \vdots \\ \ln \phi_{K,v}^* \end{bmatrix}, \quad (38)$$

with,

$$\phi_{k,v}^* = \frac{\phi_{k,v}}{\sum_j \phi_{k,v}}. \quad (39)$$

To determine the updated document topic proportions we update the natural parameter vector by adding these topic weightings to the current document topic proportions,

$$\eta'_{Z_{m,n}} = \begin{bmatrix} \ln \theta_{m,1} + \ln \phi_{1,v}^* \\ \vdots \\ \ln \theta_{m,K} + \ln \phi_{K,v}^* \end{bmatrix}. \quad (40)$$

Message to a Dirichlet parent node ϕ_k To send child to parent messages from the a word-topic node $W_{m,n}$ to each word-topic node ϕ_k , reparameterisation is required.

After parameterisation in terms of ϕ_k we have,

$$\begin{aligned} \ln \text{Cat}(W_{m,n} \mid Z_{m,n}, \phi_k) &= \begin{bmatrix} \mathbb{I}[Z_{m,n} = k] \mathbb{I}[W_{m,n} = 1] \\ \vdots \\ \mathbb{I}[Z_{m,n} = k] \mathbb{I}[W_{m,n} = v] \\ \vdots \\ \mathbb{I}[Z_{m,n} = k] \mathbb{I}[W_{m,n} = V] \end{bmatrix}^T \begin{bmatrix} \ln \phi_{k,1} \\ \vdots \\ \ln \phi_{k,v} \\ \vdots \\ \ln \phi_{k,V} \end{bmatrix} \\ &+ \text{terms involving } \ln \phi_{Z_{m,n} \neq k}, \end{aligned} \quad (41)$$

where $\phi_{k,v}$ are the topic proportions for word v in topic k . The messages from one of these categorical beliefs to ϕ_k can then be written as,

$$\begin{aligned} \mu_{W_{m,n} \rightarrow \phi_k}^{\text{c2p}} &= \langle \varphi(W_{m,n}, Z_{m,n} = k) \rangle_{p(W_{m,n}, Z_{m,n}=k)} \\ &= \langle \mathbb{I}[Z_{m,n} = k] \mathbb{I}[W_{m,n} = v] \rangle_{p(W_{m,n}, Z_{m,n}=k)} \\ &= \langle \mathbb{I}[Z_{m,n} = k] \rangle_{p(Z_{m,n}=k)}, \text{ because } W_{m,n} \text{ is observed.} \end{aligned} \quad (42)$$

Note that because $W_{m,n}$ is observed, the values in the vector for all entries except for where $W_{m,n} = v$, are zero. To update ϕ_k , we simply add all the

incoming message to the respective β_k values. For a specific word in the vocabulary v this would be,

$$\beta'_{k,v} = \sum_m \sum_n \theta_{m,k}^* + \beta_{k,v}^{\text{prior}}, \quad (43)$$

with $\theta_{m,k}^*$ denoting the normalised probability of topic k for document m . We can see that the scaled topic proportions for word v are simply added to the respective word's word-topic Dirichlet's parameters.

5.4 Word-topic Dirichlet nodes ϕ_k

The word-topic distribution factors are of Dirichlet form. For the entire graph, we have: $\Phi = \{\phi_1, \dots, \phi_K\}$. For each topic k we write,

$$\ln \text{Dir}(\phi_k; \beta_k) = \begin{bmatrix} \beta_{k,1} - 1 \\ \beta_{k,2} - 1 \\ \vdots \\ \beta_{k,V} - 1 \end{bmatrix}^T \begin{bmatrix} \ln \phi_{k,1} \\ \ln \phi_{k,2} \\ \vdots \\ \ln \phi_{k,V} \end{bmatrix} - \ln \frac{\Gamma(\sum_v \beta_{k,v})}{\prod_v \Gamma(\beta_{k,v})}. \quad (44)$$

Message to a child node $W_{m,n}$ These messages are very similar to the ones on the topic-document side of the graph since they are also parent to child messages with each parent having a Dirichlet form.

For each topic k the messages sent to all word-topic nodes $W_{m,n}$ (one for each word in each topic) will be identical,

$$\mu_{\phi_k \rightarrow W_{m,n}}^{\text{p2c}} = \begin{bmatrix} \psi(\beta_{k,1}) - \psi(\sum_v \beta_{k,v}) \\ \vdots \\ \psi(\beta_{k,V}) - \psi(\sum_v \beta_{k,v}) \end{bmatrix}. \quad (45)$$

The additional complexity comes from the fact that the child nodes $W_{m,n}$ need to assimilate messages from K Dirichlet distributions and not only from one, as in the topic-document side of the graph.

We now perform a similar update to the update seen in Equation 19, except that we have K messages added instead of only one. For each k we have,

$$\eta'_{\phi_k} = \begin{bmatrix} \psi(\beta_{k,1}) - \psi(\sum_v \beta_{k,v}) \\ \vdots \\ \psi(\beta_{k,V}) - \psi(\sum_v \beta_{k,v}) \end{bmatrix} = \begin{bmatrix} \ln \phi'_{k,1} \\ \vdots \\ \ln \phi'_{k,V} \end{bmatrix}, \quad (46)$$

where ϕ' denotes the updated values.

We have now presented the VMP message updates for each node in the LDA graphical model.

Using these messages, VMP for LDA can be implemented using a range of message passing schedules. In the next section we provide one such message passing schedule.

6 Message passing schedule

Because LDA has a simple, known structure per document, it is sensible to construct a fixed message passing schedule. This is not always the case for graphical models, for example in some cases we chose rather to base the schedule on message priority using divergence measures to prioritise messages according to their expected impact [43, 44, 45, 46].

In Algorithm 2, we presented our proposed VMP message passing schedule for LDA. It is based on the message passing schedule of the approximate loopy belief update (ALBU) VMP implementation in [46] that uses a form of belief propagation [42, 47][p364-366]. There are, of course, are many other variants that one could use.

Algorithm 2 Message passing schedule for LDA

```

For each epoch:
  For each document  $m$ :
    For each word  $n$  in document  $m$ :
      - send messages from each node  $\phi_k$  to node  $W_{m,n}$ 
      - observe word  $W_{m,n} = v$ 
      - send message from node  $W_{m,n}$  to node  $Z_{m,n}$ 
      - send message from node  $Z_{m,n}$  to  $\theta_m$ 
    For each word  $n$  in document  $m$ :
      - send message from node  $\theta_m$  to node  $Z_{m,n}$ 
      - send message from node  $Z_{m,n}$  to node  $W_{m,n}$ 
  For each word  $n$  in each document  $m$ :
    - send messages from node  $W_{m,n}$  to each  $\phi_k$ 

```

Based on this schedule, as well as the message passing equations provided in 4, VMP can be implemented for LDA.

7 Conclusion and future work

VMP, an elegant and tenable solution to inference problems, has not been presented in detail for the standard, smoothed LDA graphical model, which is surprising in view of its speed and ease of use.

In this article, we provided an introduction to variational message passing (VMP), the message passing equivalent of VB. We present the generic VMP algorithm and then applied VMP to the LDA graphical model. Finally we proposed a message passing schedule for VMP for LDA. For future work, we recommend that VMP and VB be compared in terms of execution time for LDA, and that alternative message passing schedules be investigated to

improve execution time and convergence rate. We also recommend that the VMP equations for other, similar graphical models be derived and published in a similar manner.

Bibliography

- [1] David M Blei, Andrew Y Ng, and Michael I Jordan. Latent dirichlet allocation. *Journal of machine Learning research*, 3(Jan):993–1022, 2003.
- [2] Hamed Jelodar, Yongli Wang, Chi Yuan, Xia Feng, Xiahui Jiang, Yanchao Li, and Liang Zhao. Latent dirichlet allocation (lda) and topic modeling: models, applications, a survey. *Multimedia Tools and Applications*, 78(11):15169–15211, 2019.
- [3] Ling Liu and Zijiang Yang. Identifying fraudulent online transactions using data mining and statistical techniques. In *2012 7th International Conference on Computing and Convergence Technology (ICCT)*, pages 321–324. IEEE, 2012.
- [4] Jonathan K Pritchard, Matthew Stephens, and Peter Donnelly. Inference of population structure using multilocus genotype data. *Genetics*, 155(2):945–959, 2000.
- [5] Hima Bindu Yalamanchili, Soon Jye Kho, and Michael L Raymer. Latent dirichlet allocation for classification using gene expression data. In *2017 IEEE 17th International Conference on Bioinformatics and Bioengineering (BIBE)*, pages 39–44. IEEE, 2017.
- [6] Daniel Backenroth, Zihuai He, Krzysztof Kiryluk, Valentina Boeva, Lynn Pethukova, Ekta Khurana, Angela Christiano, Joseph D Buxbaum, and Iuliana Ionita-Laza. Fun-lda: a latent dirichlet allocation model for predicting tissue-specific functional effects of noncoding variation: methods and applications. *The American Journal of Human Genetics*, 102(5):920–942, 2018.
- [7] Li Fei-Fei and Pietro Perona. A bayesian hierarchical model for learning natural scene categories. In *2005 IEEE Computer Society Conference on Computer Vision and Pattern Recognition (CVPR’05)*, volume 2, pages 524–531. IEEE, 2005.
- [8] Liangliang Cao and Li Fei-Fei. Spatially coherent latent topic model for concurrent segmentation and classification of objects and scenes. In *2007 IEEE 11th International Conference on Computer Vision*, pages 1–8. IEEE, 2007.
- [9] Aakansha Gupta and Rahul Katarya. Pan-lda: A latent dirichlet allocation based novel feature extraction model for covid-19 data using machine learning. *Computers in biology and medicine*, page 104920, 2021.
- [10] Reva Joshi, Ritu Prasad, Pradeep Mewada, and Praneet Saurabh. Modified lda approach for cluster based gene classification using k-mean method. *Procedia Computer Science*, 171:2493–2500, 2020.
- [11] M Selvi, K Thangaramya, MS Saranya, K Kulothungan, S Ganapathy, and A Kannan. Classification of medical dataset along with topic modeling

- using lda. In *Nanoelectronics, Circuits and Communication Systems*, pages 1–11. Springer, 2019.
- [12] Andrés R Masegosa, Ana M Martinez, Helge Langseth, Thomas D Nielsen, Antonio Salmerón, Darío Ramos-López, and Anders L Madsen. Scaling up bayesian variational inference using distributed computing clusters. *International Journal of Approximate Reasoning*, 88:435–451, 2017.
 - [13] Fuad Alattar and Khaled Shaalan. Emerging research topic detection using filtered-lda. *AI*, 2(4):578–599, 2021.
 - [14] Mark Steyvers, Padhraic Smyth, Michal Rosen-Zvi, and Thomas Griffiths. Probabilistic author-topic models for information discovery. In *Proceedings of the tenth ACM SIGKDD international conference on Knowledge discovery and data mining*, pages 306–315, 2004.
 - [15] Jonathan Chang and David Blei. Relational topic models for document networks. In *Artificial intelligence and statistics*, pages 81–88. PMLR, 2009.
 - [16] David M Blei and John D Lafferty. Dynamic topic models. In *Proceedings of the 23rd international conference on Machine learning*, pages 113–120, 2006.
 - [17] Xiaogang Wang and Eric Grimson. Spatial latent dirichlet allocation. In *NIPS*, volume 20, pages 1577–1584, 2007.
 - [18] David Blei, Andrew Ng, and Michael Jordan. Latent dirichlet allocation. In T. Dietterich, S. Becker, and Z. Ghahramani, editors, *Advances in Neural Information Processing Systems*, volume 14. MIT Press, 2002.
 - [19] David M Blei, Alp Kucukelbir, and Jon D McAuliffe. Variational inference: A review for statisticians. *Journal of the American Statistical Association*, 112(518):859–877, 2017.
 - [20] Christopher M Bishop. *Pattern recognition and machine learning*. springer, 2006.
 - [21] Martin J Wainwright, Michael I Jordan, et al. Graphical models, exponential families, and variational inference. *Foundations and Trends® in Machine Learning*, 1(1–2):1–305, 2008.
 - [22] Hagai Attias. A variational bayesian framework for graphical models. In *Advances in neural information processing systems*, pages 209–215, 2000.
 - [23] Arthur Asuncion, Max Welling, Padhraic Smyth, and Yee Whye Teh. On smoothing and inference for topic models. In *Proceedings of the twenty-fifth conference on uncertainty in artificial intelligence*, pages 27–34. AUAI Press, 2009.
 - [24] Michael Braun and Jon McAuliffe. Variational inference for large-scale models of discrete choice. *Journal of the American Statistical Association*, 105(489):324–335, 2010.
 - [25] Thomas P Minka. Expectation propagation for approximate bayesian inference. In *Proceedings of the Seventeenth conference on Uncertainty*

- in *artificial intelligence*, pages 362–369. Morgan Kaufmann Publishers Inc., 2001.
- [26] Thomas Peter Minka. *A family of algorithms for approximate Bayesian inference*. PhD thesis, Massachusetts Institute of Technology, 2001.
 - [27] Thomas Minka. Power ep. *Dep. Statistics, Carnegie Mellon University, Pittsburgh, PA, Tech. Rep*, 2004.
 - [28] Martín Abadi, Ashish Agarwal, Paul Barham, Eugene Brevdo, Zhifeng Chen, Craig Citro, Greg S. Corrado, Andy Davis, Jeffrey Dean, Matthieu Devin, Sanjay Ghemawat, Ian Goodfellow, Andrew Harp, Geoffrey Irving, Michael Isard, Yangqing Jia, Rafal Jozefowicz, Lukasz Kaiser, Manjunath Kudlur, Josh Levenberg, Dandelion Mané, Rajat Monga, Sherry Moore, Derek Murray, Chris Olah, Mike Schuster, Jonathon Shlens, Benoit Steiner, Ilya Sutskever, Kunal Talwar, Paul Tucker, Vincent Vanhoucke, Vijay Vasudevan, Fernanda Viégas, Oriol Vinyals, Pete Warden, Martin Wattenberg, Martin Wicke, Yuan Yu, and Xiaoqiang Zheng. *TensorFlow: Large-scale machine learning on heterogeneous systems*, 2015. Software available from tensorflow.org.
 - [29] T. Minka, J.M. Winn, J.P. Guiver, Y. Zaykov, D. Fabian, and J. Bronskill. */Infer.NET 0.3*, 2018. Microsoft Research Cambridge. <http://dotnet.github.io/infer>.
 - [30] Chong Wang, John Paisley, and David Blei. Online variational inference for the hierarchical dirichlet process. In *Proceedings of the Fourteenth International Conference on Artificial Intelligence and Statistics*, pages 752–760. JMLR Workshop and Conference Proceedings, 2011.
 - [31] Matthew D Hoffman, David M Blei, Chong Wang, and John Paisley. Stochastic variational inference. *Journal of Machine Learning Research*, 14(5), 2013.
 - [32] Issei Sato and Hiroshi Nakagawa. Rethinking collapsed variational bayes inference for lda. *arXiv preprint arXiv:1206.6435*, 2012.
 - [33] Matthew D Hoffman and David M Blei. Structured stochastic variational inference. In *Artificial Intelligence and Statistics*, pages 361–369, 2015.
 - [34] John Michael Winn. *Variational message passing and its applications*. PhD thesis, Citeseer, 2004.
 - [35] John Winn and Christopher M Bishop. Variational message passing. *Journal of Machine Learning Research*, 6(Apr):661–694, 2005.
 - [36] David A Knowles and Tom Minka. Non-conjugate variational message passing for multinomial and binary regression. In *Advances in Neural Information Processing Systems*, pages 1701–1709, 2011.
 - [37] Thomas P Minka. private communication, April. 2019.
 - [38] Andrés R Masegosa, Ana M Martinez, Helge Langseth, Thomas D Nielsen, Antonio Salmerón, Darío Ramos-López, and Anders L Madsen. d-vmp: Distributed variational message passing. In *Conference on Probabilistic Graphical Models*, pages 321–332. PMLR, 2016.

- [39] Nuha Zamzami and Nizar Bouguila. Sparse count data clustering using an exponential approximation to generalized dirichlet multinomial distributions. *IEEE Transactions on Neural Networks and Learning Systems*, 2020.
- [40] Nuha Zamzami and Nizar Bouguila. High-dimensional count data clustering based on an exponential approximation to the multinomial beta-liouville distribution. *Information Sciences*, 524:116–135, 2020.
- [41] Yijun Pan, Zeyu Zheng, and Dianzheng Fu. Bayesian-based anomaly detection in the industrial processes. *IFAC-PapersOnLine*, 53(2):11729–11734, 2020.
- [42] Daphne Koller, Nir Friedman, and Francis Bach. *Probabilistic graphical models: principles and techniques*. MIT press, 2009.
- [43] Daniek Brink. Using probabilistic graphical models to detect dynamic objects for mobile robots. 2016.
- [44] Everhard Johann Louw. A probabilistic graphical model approach to multiple object tracking. 2018.
- [45] Simon Streicher and Johan du Preez. Strengthening probabilistic graphical models: The purge-and-merge algorithm. *IEEE Access*, 2021.
- [46] Rebecca Taylor and Johan A du Preez. Albu: An approximate loopy belief message passing algorithm for lda to improve performance on small data sets. *arXiv preprint arXiv:2110.00635*, 2021.
- [47] Steffen L Lauritzen and David J Spiegelhalter. Local computations with probabilities on graphical structures and their application to expert systems. *Journal of the Royal Statistical Society: Series B (Methodological)*, 50(2):157–194, 1988.