

Streaming Local Community Detection through Approximate Conductance

Yanhao Yang, Meng Wang, David Bindel, Kun He

Abstract—Community is a universal structure in various complex networks, and community detection is a fundamental task for network analysis. With the rapid growth of network scale, networks are massive, changing rapidly and could naturally be modeled as graph streams. Due to the limited memory and access constraint in graph streams, existing non-streaming community detection methods are no longer applicable. This raises an emerging need for online approaches. In this work, we consider the problem of uncovering the local community containing a few query nodes in graph streams, termed *streaming local community detection*. This is a new problem raised recently that is more challenging for community detection and only a few works address this online setting. Correspondingly, we design an online single-pass streaming local community detection approach. Inspired by the “local” property of communities, our method samples the local structure around the query nodes in graph streams, and extracts the target community on the sampled subgraph using our proposed metric called the *approximate conductance*. Comprehensive experiments show that our method remarkably outperforms the streaming baseline on both effectiveness and efficiency, and even achieves similar accuracy comparing to the state-of-the-art non-streaming local community detection methods that use static and complete graphs.

Index Terms—network analysis, graph stream, local community detection, approximate conductance



1 INTRODUCTION

NETWORKS exhibit natural structures representing entities and their relationships for complex systems in various domains, *e.g.*, society, biology, communication, and Wide World Web, in which vast amounts of data are constantly being generated. As a fundamental task of network analysis, community detection aims to uncover groups of densely connected nodes, termed communities, and has attracted extensive attention. Much effort has been devoted to the global community detection for decades [1], [2], [3], [4], [5]. In recent years, there has been a growing interest in exploring the local community containing a few query nodes [6], [7], [8], [9], [10], [11], [12], [13]. From the perspective of computational cost, the problem of local community detection is more suitable for uncovering the community structure for nodes of interest on large-scale networks, considering the real-world scenarios like recommendation systems and political activism study [14].

Existing community detection methods, either globally or locally, focus on mining *static* and *complete* networks, which takes a considerable overhead on the memory. With the rapid growth of the network scale, the memory space required to handle such massive networks becomes unacceptable for practical applications. *E.g.*, in 2020, Twitter has 340 million users, and each user has an average of 707 followers; Facebook has 1.79 billion daily active users, and each user has an average of 338 friends. When these websites

are constructed as networks, we will obtain two massive networks with millions to billions of nodes and billions to trillions of edges, which occupy petabytes of storage space if adjacency matrices represent them. It is unrealistic to load such networks entirely into the main memory, even in distributed systems [15]. Moreover, under the real-world scenarios, networks are usually changing rapidly, and relationships are only established instantaneously, *e.g.*, in email exchange network or product co-purchase network. Such networks generated by online transient interactions are naturally streaming data [16] and can be modeled as *graph streams*.

We consider the problem of local community detection in graph streams, termed *streaming local community detection* (see Definition 1). Graph stream is a streaming model in which the graph data, *e.g.*, edges of the graph, are arranged as a stream based on their generation order. The stream is sometimes infinite and the newly generated data will be added in the end. Given a massive and naturally streaming network $G = (V, E)$, the graph stream can organize the data with limited memory. There is another side to this coin, data in the stream can only be accessed *once* in the order it arrives, and methods for graph stream mining should only occupy at most $O(|V|P(\log |V|))$ memory [17], where $P(\cdot)$ indicates a polynomial function. Furthermore, the global information about the network is *unknown* before the stream is completely processed.

Recently, there have been several works in graph streams. Researchers mainly focus on mining relatively simple structures in graph streams, such as counting triangles [18], [19] and wedges [19], sampling motifs [16] and densest subgraphs [20]. Compared to these structures, the community is much more complex, and hence it is more challenging to uncover community in graph streams. And for existing local community detection methods working on

- The first two authors contributed equally to this work.
- The first two authors and Kun He are with the School of Computer Science and Technology, Huazhong University of Science and Technology, Wuhan, China, 430074. David Bindel is with the Department of Computer Science, Cornell University, Ithaca, NY 14853-5169. Kun He is the corresponding author.
E-mail: brooklet60@hust.edu.cn.

static and complete networks [8], [9], [12], [21], the limited memory and access constraint in graph streams make these methods no longer applicable.

In this work, we propose an *online single-pass* streaming local community detection method, called SCDAC (Streaming Community Detection via Approximate Conductance), for uncovering the target local community containing the query nodes in graph streams. Inspired by the “local” property of communities [22], we first sample a subgraph covering the local community structure around the query nodes in the arriving graph stream. Then following the spirit of *seed set expansion* [6], [9], [11], [21], we regard the query nodes as a seed-set and expand it to a comparatively large node set that exhibits high community quality on the sampled subgraph.

However, the entire graph cannot be cached in graph streams, and many metrics of community quality are unavailable, like conductance [2] and modularity [23]. Moreover, the subgraph sampled in the graph streams is usually incomplete for the exact local structure around the query nodes, and the local metric adopted by existing local community detection methods on complete subgraph [11], [21] are inaccurate on such subgraphs. To address this issue, we propose a metric called *approximate conductance* to measure the community quality in such a scenario. Specifically, the new metric aims to approximate the exact conductance of the community on the incomplete subgraph sampled in graph streams.

The computational cost of our method, including the time and space complexity, is thoroughly analyzed (in Section 3.3). And the effectiveness and efficiency of our method are also verified by extensive experimental results.

Our main contributions are summarized as follows:

- We design an *online single-pass* streaming local community detection method, which uncovers the target local community for query nodes in graph streams without any prior knowledge.
- We propose a new metric called *approximate conductance* to measure the community quality on the subgraph sampled in graph streams.
- Extensive experiments on real-world networks from various domains demonstrate the superiority of our method in terms of effectiveness and efficiency.

2 BACKGROUND

2.1 Problem Formulation

Consider a network modeled as an undirected and unweighted graph $G = (V, E)$, where $V = \{v_i | i = 1, 2, \dots\}$ represents the node set and $E = \{e_i | i = 1, 2, \dots\}$ represents the edge set. Given a subset of nodes T called the query nodes (or query node set) contained in a target community C^* . Generally, $|T| \ll |C^*| \ll |V|$. The task of the local community detection is to uncover the target community C^* containing the query node set T on the static complete graph G .

In view of the massive and naturally streaming networks, we introduce streaming local community detection as follows.

Definition 1 (Streaming local community detection). Consider a stream S as an arbitrarily ordered sequence of all the edges in network $G = (V, E)$, denoted as $\langle e_1, e_2, \dots, e_i, \dots \rangle$. Given a query node set T , the task of streaming local community detection is to uncover the target community C^* containing the query node set T using the stream S under the limit of $O(|V|P(\log |V|))$ work memory, where $P(\cdot)$ is a polynomial function.

The above definition is a general description of the streaming local community detection. In this work, we consider a more demanding streaming model, where the edges in the graph stream are only available once, rather than a sliding-window model [17]. In more detail, when processing an edge e_i in stream S , the past edges cannot be accessed again, and the subsequent edges in the stream are unknown, i.e., $\forall j \neq i, e_j$ is not accessible when e_i arrives.

2.2 Related Work

2.2.1 Local community detection

In contrast to the global community detection [1], [2], [3], [4], [5], [24], [25], [26], which aims to find all communities in a network, the local community detection [6], [7], [8], [9], [11], [12], [13], [27], [28], [29] is a query-oriented problem to find the target community containing the query node(s).

The phase of community extraction in our method falls into the category of seed-set expansion, a popular category of methods for local community detection [6], [9], [11], [21]. The general idea of seed-set expansion is to expand the seed-set along the network topology and obtain a community by optimizing a scoring function. Common diffusion methods include random walk [6], heat kernel [9] and local spectral approximation [11], [21]. Metrics measuring the community quality are usually adopted as the scoring function, such as modularity [23] and conductance [2].

Especially, PRN [6] is a pioneer work of seed-set expansion, which adopts lazy random walk as the diffusion method and uncovers the community with local minimum conductance. Kloster and Gleich [9] adopt heat kernel as the expansion method and present a deterministic local algorithm to compute the heat kernel diffusion by coordinate relaxation. LEMON [11] and LOSP [21] perform short random walks and span an approximate invariant subspace termed the local spectral subspace, and obtain the membership vector in the subspace.

All the methods discussed above run on static and complete graphs, which are required to be loaded into the main memory entirely. This limits the application of local community detection on massive and streaming networks.

2.2.2 Streaming community detection

As a feasible approach handling massive networks, graph stream has become increasingly popular in recent years [17]. A considerable amount of literature on graph stream model has been proposed, covering many areas of network and graph analysis, including estimating connectivity [30], [31], sampling subgraph [16], [18], [19], [20], outlier detection [32], link prediction [33], and maintaining the projection of graphs [34], [35], [36].

The problem of community detection in graph stream (also called streaming community detection) has also attracted certain attention. Yun *et al.* [37] propose a method to

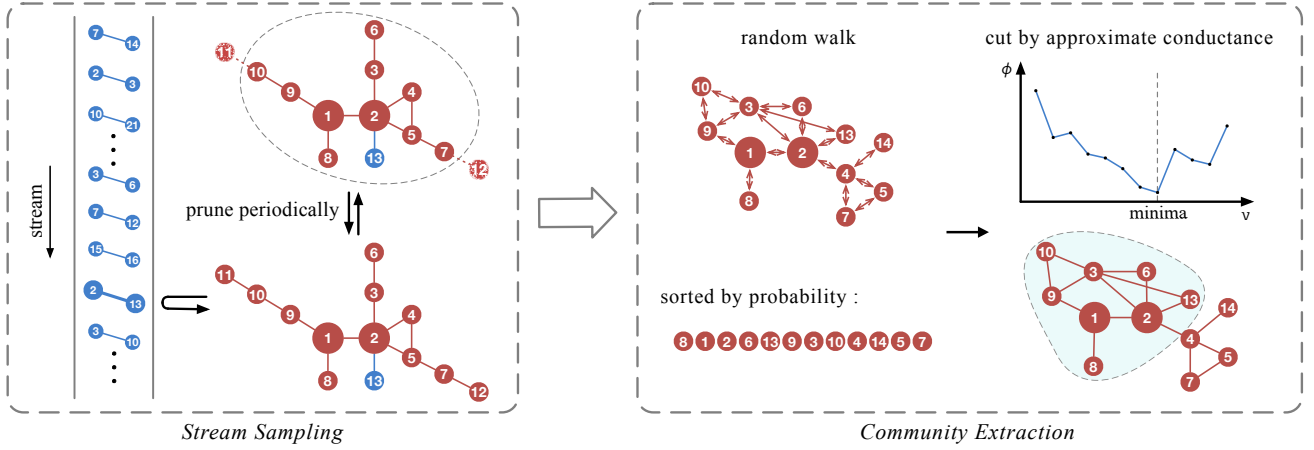


Fig. 1. An overview of the proposed SCDAC method. The query nodes are in larger dark red.

detect communities in a stream composed of the columns of the adjacency matrix. Hollocoou *et al.* [38] consider a stream consisting of edges and propose a streaming community detection method based on the assumption that an edge randomly selected in the stream is more likely to be inside the community. However, both of them focus on detecting all communities of a network and belong to the category of streaming global community detection. While very little work has studied streaming local community detection. To our knowledge, there is only one work of Liakos *et al.* [39] that aims to detect a local community containing the query nodes in graph streams, and they propose a method called CoEuS.

Our goal belongs to the same category as CoEuS, but the idea and method are distinct. CoEuS greedily expands the community in the streaming model, while we seek an optimal community on the subgraph intercepted from the streaming model. Extensive experiments show that our method significantly outperforms CoEuS in terms of effectiveness and efficiency.

3 ALGORITHM

In this section, we introduce the proposed algorithm in detail. As nodes in the same community are densely connected, the distance between each pair of nodes inside a community is usually small. Under the local community detection scenario, the target community C^* must lurk in the neighborhood of the query nodes. Therefore, we first sample the local structure around the query node set T in graph stream S , then extract a high-quality community containing these query nodes on the local structure. Fig. 1 provides an overview of our method.

3.1 Stream Sampling

We first provide several definitions on undirected and unweighted graphs. The distance from node u to node v , termed $dist(u, v)$, is the length of the shortest path between the two nodes. The distance from node u to a node set T , termed $dist(u, T)$, is the minimum distance from u to any node in T , i.e., $dist(u, T) = \min_{v \in T} dist(u, v)$. The k -hop neighborhood of node v is a set of nodes whose distance to

v is no more than k , i.e. $\{u | dist(u, v) \leq k\}$. Similarly, the k -hop neighborhood of a node set T is a set of nodes whose distance to T is no more than k , i.e. $\{u | dist(u, T) \leq k\}$.

The *local structure* around a query node set T , defined as the subgraph induced by nodes in T and their k -hop neighbors (k is a small positive integer) [22]. The goal of the first phase is to sample such a local structure for the query node set T . However, as we can only access each edge in the stream once and have no prior information on the coming edges before they arrive, it is tough to sample this local structure precisely, even for $k = 1$. And the greater the value of k is, the less accurate the sampled subgraph is. Thus, the goal of this phase is to sample subgraph $G_s = (V_s, E_s)$, which can approximately cover the k -hop neighborhood of the query nodes T .

Also, the subgraph size, denoted as $|V_s|$, is related to the power of node degrees. The sampled subgraph will be expanded too large in some networks with nodes in relatively large average degrees. *E.g.*, in Youtube network (in Table 1), a sampled subgraph covering the 4-hop neighborhood of a few query nodes could reach millions of nodes, but we are only interested in nodes densely connected around the query nodes. To address this issue, we only keep a certain number of nodes closest to the query nodes in the sampled subgraph. Furthermore, we consider that some nodes are actually close to the query nodes while far away from T when they first join the subgraph. Then we give these nodes a “probation period” to not be expelled immediately, i.e., we prune the subgraph to ps nodes only when every pc streaming edges are processed. And pc and ps are termed the pruning cycle and pruning size, respectively.

Details of the stream sampling are presented in Algorithm 1. In the end, we output the sampled subgraph G_s and an array D , recording the accumulated degree of all nodes in the stream.

In Algorithm 1, we need to calculate $dist(v, T)$ many times for a node v and a node set T . This is a typical single source shortest path problem in the graph, and the well-known solution is based on Breath-First Search in the time complexity of $O(|V_s| + |E_s|)$. Inspired by the idea of path compression in union-find set, we consider to maintain node set V_s in a distance tree (see example on the right of Fig. 2)

Algorithm 1 Stream sampling

Input: Graph stream \mathcal{S} , query nodes T .

Output: Sampled subgraph $G_s = (V_s, E_s)$, degree array D .

Parameters: Number of hops k , pruning cycle pc , pruning size ps .

```

1:  $D \leftarrow \mathbf{0}$ 
2:  $G_s \leftarrow (T, \emptyset)$ 
3: for each coming  $e_i = (u, v) \in \mathcal{S}$  do
4:    $D[u] \leftarrow D[u] + 1$ 
5:    $D[v] \leftarrow D[v] + 1$ 
6:   if  $\text{dist}(u, T) \leq k$  and  $\text{dist}(v, T) \leq k$  in  $G'_s = (V_s, E_s \cup \{(u, v)\})$  then
7:      $V_s \leftarrow V_s \cup \{u, v\}$ 
8:      $E_s \leftarrow E_s \cup \{(u, v)\}$ 
9:   end if
10:  if  $i \bmod pc = 0$  then
11:    sort  $V_s$  in ascending order by  $\text{dist}(v, T)$ .
12:     $V_s \leftarrow \{v_j | v_j \in V_s \wedge j \leq ps\}$ 
13:     $E_s \leftarrow \{(u, v) | u \in V_s \vee v \in V_s\}$ 
14:  end if
15: end for

```

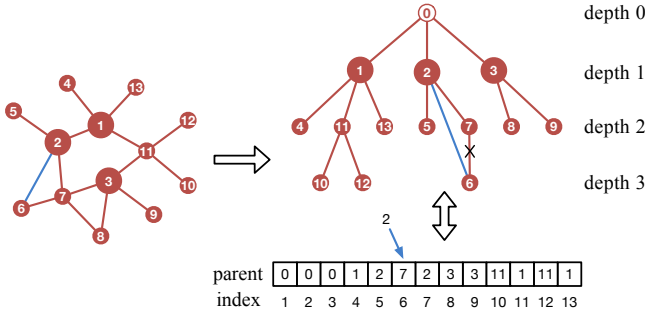


Fig. 2. An example of organizing the node set of the sampled subgraph in the distance tree, where $\{1, 2, 3\}$ are the query nodes, and edge $(2, 6)$ is the coming edge of the graph stream.

to speedup the calculation on $\text{dist}(\cdot, T)$. Node 0 is a dummy root node, the query nodes in T are with depth 1, and other nodes are the children of their adjacent node which are in their shortest paths to the query nodes, i.e., for node v ,

$$\text{parent}(v) = \arg \min_{u \in N(v)} \text{dist}(u, T), \quad (1)$$

where $N(v)$ denotes the set of nodes adjacent to v in the sampled subgraph G_s . In this way, the problem of calculating the distance from node v to the query node set T can be converted into the problem of calculating the depth of node u in the tree. Formally, we have:

$$\text{dist}(v, T) = \begin{cases} \text{depth}(v) - 1 & \text{if } v \in V_s, \\ \infty & \text{otherwise.} \end{cases} \quad (2)$$

The tree of node set V_s can be implemented as an array, then the time of calculating $\text{dist}(v, T)$ is reduced from $O(|V_s| + |E_s|)$ to $O(k)$.

When a new edge (u, v) is added into the subgraph G_s , the distance between the query node set T and other nodes in the subgraph may change, then the distance tree needs to be updated accordingly. There are two cases in which the distance from T to other nodes will be updated. Without

loss of generality, we assume $\text{dist}(u, T) < \text{dist}(v, T)$. One case is that v is not in V_s before, and when (u, v) is added, $\text{dist}(v, T)$ should be changed to $\text{dist}(u, T) + 1$. Correspondingly, the distance tree needs to add a new node v as a child of node u . The other is that both u and v are already in V_s and $\text{dist}(v, T) - \text{dist}(u, T) \geq 2$ before. When (u, v) is added, $\text{dist}(v, T)$ should be changed to $\text{dist}(u, T) + 1$ and $\text{dist}(\cdot, T)$ of other nodes whose shortest paths to T containing (u, v) should also be updated. For this complex situation, the distance tree only needs to change the parent node of v to u , and the time complexity of this operation is $O(1)$. As the example shown in Fig. 2, when a new edge $(2, 6)$ is added into the subgraph, the shortest path from node 6 to the query nodes is changed to $6 \rightarrow 2$. Thus the parent of node 6 is changed from node 7 to node 2, and we only need to change one element in the array storing the parent node.

3.2 Community Extraction

After we sample a subgraph covering the local structure around the query nodes from the graph stream, the second phase is to find the target community C^* containing the query nodes on the sampled subgraph G_s . Considering that nodes within the same community are closely connected, we adopt *seed-set expansion* strategy using the query nodes in T as the seed-set. For each node in G_s , we evaluate its probability of belonging to the target community by the closeness of connection to the seed-set and add nodes to the seed-set in descending order of the probability by optimizing the community quality.

In the following, we will introduce in detail the probability diffusion method and the proposed *approximate conductance* metric for measuring the community quality, as well as the algorithm flow.

3.2.1 Diffusion method

To measure the closeness of the connection between seed-set T and the remaining nodes in subgraph G_s , we employ a lazy random walk for probability diffusion. For each node $u \in T$, we start a lazy random walk from u , with 0.5 probability staying at the current node and 0.5 probability following an adjacent edge chosen uniformly and randomly. Repeating this operation several times, we will obtain a probability distribution covering all nodes in subgraph G_s , and treat the probability on each node as its closeness to seed-set T .

The transition matrix \mathbf{N}_{rw} of the lazy random walk is given by:

$$\mathbf{N}_{\text{rw}} = (\mathbf{I} + \mathbf{D}_s^{-1} \mathbf{A}_s) / 2, \quad (3)$$

where \mathbf{A}_s is the adjacent matrix of G_s , \mathbf{D}_s is the diagonal matrix of degrees on G_s , and \mathbf{I} is an identity matrix of order $|V_s|$.

The initial probability $\mathbf{p} \in [0, 1]^{|V_s|}$ is concentrated evenly at the seed-set, defined formally as:

$$p_i = \begin{cases} 1/|T| & \text{if } v_i \in T, \\ 0 & \text{if } v_i \in V_s \setminus T. \end{cases} \quad (4)$$

Since the sampled subgraph G_s only covers the k -hop neighborhood of seed-set T , we do a k -step lazy random

walk, and the probability will diffuse to the entire subgraph G_s .

3.2.2 Scoring Function

Suppose the size of the target community (ground truth size) is available. In that case, the community can be obtained by cutting the probability distribution vector \mathbf{p} with the size as a budget. Unfortunately, the target size is not available in many real-world scenarios, especially in naturally streaming networks. To address this issue, we determine the community boundary automatically by optimizing a scoring function.

Modularity [23], as a metric evaluating graph partition, is usually adopted by global community detection methods. Conductance [2] is also a community metric highly correlated with the conception of tight internal connections but sparse external connections. Compared to modularity, conductance is usually adopted as the measuring metric for a single community and employed in various local community detection methods as the scoring function [6], [11], [21]. The conductance is defined as follows.

Definition 2 (Conductance). Given a graph $G = (V, E)$, for a node set C and $C \subset V$, the conductance of the induced subgraph of C is:

$$\Phi(C) = \frac{\text{cut}(C, V \setminus C)}{\min\{\text{Vol}(C), \text{Vol}(V \setminus C)\}}, \quad (5)$$

where $\text{cut}(\cdot, \cdot)$ denotes the number of edges between two node sets and $\text{Vol}(\cdot)$ denotes the total degree of a node set.

For a large-scale graph, the cost of calculating conductance by (5) is unacceptable. If there is a subgraph covering the local structure around community C (i.e., community C and its adjacent nodes), calculating $\text{Vol}(C)$ on the complete graph can be simplified to calculate locally on the subgraph [11], [21]. When $|C| \ll |V|$, the denominator of $\Phi(C)$ can be simplified to $\text{Vol}(C)$, and this condition is usually satisfied for community detection tasks. According to existing practices, the conductance on the entire graph can be simplified to the conductance on the subgraph:

$$\Phi(C) = \frac{\text{cut}(C, V_s \setminus C)}{\text{Vol}_s(C)}, \quad (6)$$

where $\text{Vol}_s(\cdot)$ denotes the total degree of a node set on the subgraph.

For graph streams, the entire graph cannot be cached, so the exact conductance is unavailable. The conductance calculation can only be carried out on limited information cached in the graph stream. Unfortunately, compared to a subgraph sampled on a static complete graph, the subgraph sampled in the graph stream is usually incomplete. Since edges come in arbitrary order and can only be accessed once, we will miss some useful nodes and edges, which are not connected to nodes that have been sampled into the subgraph before (see Algorithm 1). As illustrated in the example in Fig. 3, neither $\text{cut}(C, V_s \setminus C)$ nor $\text{Vol}_s(C)$ calculated on such sampled subgraph can be guaranteed to be accurate. Consequently, the conductance calculated by (6) is inaccurate on the subgraph sampled in graph streams.

Though we cannot cache the complete graph for the graph stream, we observe that some information can still be

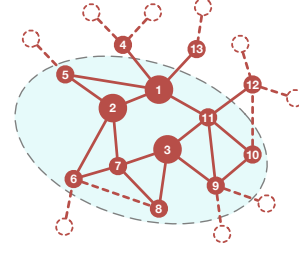


Fig. 3. An example of the sampled subgraph, with $\{1, 2, 3\}$ the query nodes. Sampled nodes/edges are in solid lines, while missed nodes/edges are in dashed lines.

obtained exactly during the sampling. Specifically, we count the times that each node has appeared when processing the graph stream. In the end, we could obtain the degree of each node in V , which is stored in the degree array D in Algorithm 1. And $\text{cut}(C, V \setminus C)$, which represents the number of edges between C and $V \setminus C$, is equivalent to the value that the total number of edges connected with nodes in C minus the number of edges within C . Hence, we propose an approximate conductance on the sampled subgraph as follows:

$$\Phi(C) = \frac{\text{Vol}(C) - 2|E_s(C, C)|}{\text{Vol}(C)}, \quad (7)$$

where $E_s(C, C)$ denotes the set of edges within the node set C on the subgraph G_s .

Compared to existing conductance calculated locally on the sampled subgraph, the approximate conductance is more accurate and suitable for graph streams. There is still a deviation between the approximate conductance and the exact conductance, which is due to the difference of $E_s(C, C)$ and $E(C, C)$. However, the closer an edge to the query nodes, the less likely it is to be missed during the stream sampling, and the nodes in the community C are usually closely connected to the query nodes, indicating that the approximate conductance can be considered as a qualified deputy for the exact conductance.

For the example in Fig. 3, we regard the nodes within the light green area as the members of C . For the exact conductance, $\text{cut}(C, V \setminus C) = 8$, $\min\{\text{Vol}(C), \text{Vol}(V \setminus C)\} = \text{Vol}(C) = 40$, and the result is 0.20. For the existing conductance calculated locally on the sampled subgraph, $\text{cut}(C, V_s \setminus C) = 3$, $\text{Vol}_s(C) = 33$, and the result is 0.09. For the approximate conductance, $|E_s(C, C)| = 15$, $\text{Vol}(C) = 40$, which is derived from D , and the result is 0.25. Obviously, the approximate conductance on the sample subgraph is closer to the exact conductance on the complete graph.

3.2.3 Algorithm description

The probability distribution vector \mathbf{p} , which is obtained by a k -step lazy random walk, indicates the closeness between nodes in V_s and seed-set T , e.g., $p_i > p_j$ indicates v_i is closer to T than v_j and v_i is more likely to be a member of the target community. We sort all nodes in V_s by \mathbf{p} in the descending order, then the community members appear on the front, but we do not know the exact size. To determine the boundary of the community (or the community size),

we add the first $i \in \{1, 2, 3, \dots\}$ nodes in the sorted V_s into the seed-set as the candidate community, and the one with minimum approximate conductance is the detected community \hat{C} . In addition, we introduce an upper bound b for the community size, and we only need to consider candidate communities consisting of the first i ($i \in [1, b]$) nodes in the sorted V_s and T .

Details of extracting community on the sampled subgraph G_s are presented in Algorithm 2.

Algorithm 2 Extract community on sampled subgraph

Input: Sample subgraph $G_s = (V_s, E_s)$, query nodes T , degree array D .

Output: Extracted community \hat{C} .

Parameters: Number of hops k , community upper bound b .

- 1: $\mathbf{A}_s \leftarrow$ adjacency matrix of G_s
 - 2: $\mathbf{D}_s \leftarrow$ diagonal degree matrix of \mathbf{A}_s
 - 3: $\mathbf{N}_{\text{rw}} \leftarrow (\mathbf{I} + \mathbf{D}_s^{-1} \mathbf{A}_s)/2$
 - 4: Initialize \mathbf{p} by (4)
 - 5: $\mathbf{p} \leftarrow (\mathbf{N}_{\text{rw}})^k \mathbf{p}$
 - 6: Sort V_s by \mathbf{p} in descending order as $\{v_1, v_2, \dots, v_{|V_s|}\}$.
 - 7: **for** $i \leftarrow 1$ **to** b **do**
 - 8: $\hat{C}_i \leftarrow \{v_j | j \leq i\} \cup T$
 - 9: Calculate $\Phi(\hat{C}_i)$ by (7) with E_s and D .
 - 10: **end for**
 - 11: $\hat{C} \leftarrow \hat{C}_i$ with the minimum $\Phi(\hat{C}_i)$
-

3.3 Complexity Analysis

Here we analyze the computational time and space complexity of the proposed algorithm.

3.3.1 Time complexity

Our method mainly includes two phases: sampling subgraph in graph stream and extracting community in the sampled subgraph. According to Algorithm 1, the computational time of each coming edge is bounded by the time of calculating $\text{dist}(\cdot, T)$, and the time complexity of $\text{dist}(\cdot, T)$ is $O(k)$ in the worst case (as discussed in Section 3.1). In addition, we need to prune the sampled subgraph after processing every pc edges, and calculate $\text{dist}(\cdot, T)$ for $O(|V_s| \log |V_s|)$ times for each pruning. So we can sample the subgraph in $O(|E|k + (|E|/pc)(|V_s| \log |V_s|)k)$ for the query nodes.

According to Algorithm 2, the computational time is bounded by line 5 and line 7 – 9. In line 5, we need to multiply the transition matrix $\mathbf{N}_{\text{rw}} \in \mathbb{R}^{|V_s| \times |V_s|}$ and probability vector $\mathbf{p} \in [0, 1]^{|V_s|}$ for k times, whose time complexity is $O(k|V_s|^2)$. Line 7 – 9 calculates the approximate conductance for b times and the time of each calculation is bounded by $O(b^2)$, so the total is $O(b^3)$.

In summary, the time complexity of our method is $O(k|E|(1 + (|V_s| \log |V_s|)/pc) + k|V_s|^2 + b^3)$. As k is a small integer and $|V_s| \ll |E|, b \ll |E|$, the time complexity is linear to the stream size $|E|$.

3.3.2 Space complexity

As shown in Algorithm 1, when sampling the subgraph, the degree array D requires $O(V)$ space, and the sampled

TABLE 1
Statistics of Real-world Networks.

Network	# Nodes	# Edges	# Communities
Amazon	334,863	925,872	936
DBLP	317,080	1,049,866	283
Youtube	1,134,890	2,987,624	652
LiveJournal	3,997,962	34,681,189	2,159
Orkut	3,072,441	117,185,083	4,530

subgraph requires $O(|V_s| + |E_s|)$ space. During the community extraction on the sampled subgraph, as shown in Algorithm 2, the edge set E_s is replaced by the adjacency matrix \mathbf{A}_s with $O(|V_s|^2)$, probability vector \mathbf{p} and storing b approximate conductance values will occupy $O(|V_s|)$ and $O(b)$ respectively.

In summary, the space complexity of our method is $O(|V|)$, which satisfies the work memory limitation of graph streams [17].

4 EXPERIMENTS

In this section, we conduct comprehensive experiments and focus on answering the following questions:

- How effective is the approximate conductance?
- How does our method compare to the existing streaming local community detection method on both effectiveness and efficiency?
- Can our method in graph streams has *similar* performance to the non-streaming local community detection methods that run on the static complete graph?
- How about the scalability and preference of our method?
- How to choose appropriate hyper-parameter settings?

4.1 Experimental Setup

4.1.1 Datasets

To verify the effectiveness and efficiency of our algorithm in real-world scenarios, we adopt five real-world networks with ground truth community membership from the Stanford Network Analysis Project (abbreviated as SNAP)¹. These networks cover various categories of network applications, including product networks (Amazon), collaboration networks (DBLP), and social networks (Youtube, LiveJournal, and Orkut). To ensure a fair comparison, we follow the pre-processing procedure of existing local community detection methods [11], [39], only adopting the top 5000 ground truth communities with the highest quality according to [40], and meanwhile discard communities with size less than 20. The statistical information of these networks (number of nodes/edges/ground truth communities) is summarized in Table 1, and all networks are considered undirected and unweighted.

Unless otherwise specified, for all the experiments in this paper, we randomly select 500 ground truth communities for each network as test cases. For each test case, we randomly select three nodes from the community as the query

1. <https://snap.stanford.edu/data/#communities>

nodes. If the total number of ground truth communities in a particular network is less than 500, we select all ground truth communities in the network as its test cases.

4.1.2 Baselines

To give a well-round comparison, we consider two types of local community detection methods.

- **Streaming method** work in graph streams. To the best of our knowledge, there is only one existing streaming local community detection method called CoEuS [39], which we select as the baseline.
- **Non-streaming methods** run on *static* and *complete* graphs. There are two state-of-the-art local community detection algorithms, LEMON [11] and LOSP [21], which we choose as the reference.

4.1.3 Settings

Our SCDAC method is implemented in Python 3 with numpy library. There are four hyper-parameters in our method, including the number of hops $k = 4$, pruning cycle $pc = 100,000$, pruning size $ps = 3,000$ and the upper bound of community size $b = 500$. For all baselines, we keep the default parameter settings across all experiments. Moreover, as LOSP considers small-scale communities while we follow the dataset settings of LEMON [11] and CoEuS [39] (which only consider communities with size greater than 20), we change the minimal communities size of LOSP from 3 to 20. Following the existing local community detection works [10], [11], [21], [39], we adopt the F1-score between the detected community and the target community to evaluate the effectiveness of the methods.

The network data file downloaded from SNAP ¹ is organized by edges of the network in lines. And the graph stream is generated by the edges read line by line from the network data file. To ensure the validity of the experimental results, each experiment in this work has been repeated many times. Each time we randomly shuffle the order of edges in the graph stream and randomly select the test cases and the query nodes again. And the experimental results are reported in the mean \pm standard error of the average of the test cases.

All the experiments in this section are conducted on a machine with 2 Intel Xeon CPUs at 2.3GHZ and 256GB main memory.

4.2 Evaluation on Approximate Conductance

To verify the effectiveness of approximate conductance, we compare the performance of community extraction with approximate conductance and existing local conductance as scoring functions and directly cut the probability distribution vector \mathbf{p} with the ground truth size. Fig. 4 shows the comparison of F1-score on real-world networks, where “g.t.”, “a.c.” and “l.c.” denote the results of SCDAC to detect communities by cutting the probability distribution vector with the ground truth size, adopting approximate conductance (in Equation 7) and adopting locally calculated conductance (in Equation 6) as the scoring function, respectively.

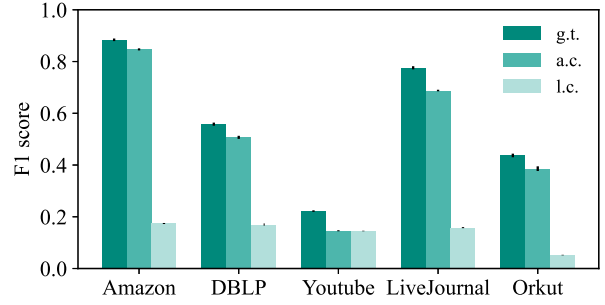


Fig. 4. Comparison of F1-score for different scoring functions.

Obviously, the F1-score of adopting the local conductance as the scoring function is pretty low across all real-world networks, which implies that the local conductance, defined on the sampled subgraph from the streaming data, may not accurately measure the community quality, neither is it suitable as the scoring function for seed-set expansion methods for graph streams (this also verifies our discussion in Section 3.2.2). In contrast, the F1-score of adopting approximate conductance as the scoring function is much higher than that of the local conductance, and it is close to the F1-score of extracting communities by cutting \mathbf{p} with ground truth sizes. Specifically, for all real-world networks, the gap between them is no more than 0.09, and the average value of the gap is only 0.06. The experimental result indicates that our proposed “approximate conductance” can be a good measure for community quality on the subgraph sampled from the graph streams. It also suggests that our community extraction method can be applied to reveal the target community for the query nodes in graph streams of real-world networks without the supervision of ground truth size.

4.3 Comparison with Streaming Method

We conduct experiments on five real-world networks and comprehensively compare our method with a streaming local community detection method called CoEuS [39] without the supervision of ground truth size for both effectiveness and efficiency.

4.3.1 Effectiveness

We report the F1-score as the metric of effectiveness, and the comparison results are shown in Fig. 5. It can be observed that our SCDAC method outperforms CoEuS across all networks. Especially on DBLP network, the F1-score of SCDAC exceeds that of CoEuS by 0.10, and on Youtube and Orkut networks, the F1-score of CoEuS is only about three-quarters of that of SCDAC. Compared to CoEuS, SCDAC can reveal the target local community in graph streams more accurately.

4.3.2 Efficiency

We report the average running time of detecting a single community (for a single test case) as the metric of efficiency. To ensure a fair comparison, SCDAC and CoEuS are all implemented in Python 3, and they both uncover the community for all test cases at once on each network.

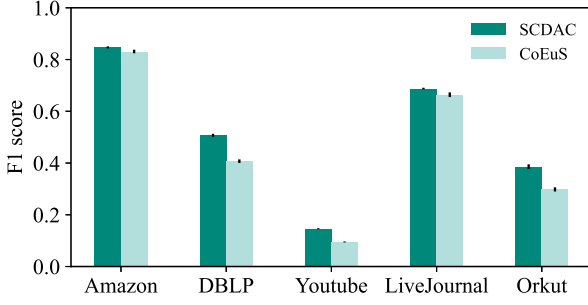


Fig. 5. Comparison of F1-score with the streaming local community detection methods in graph streams.

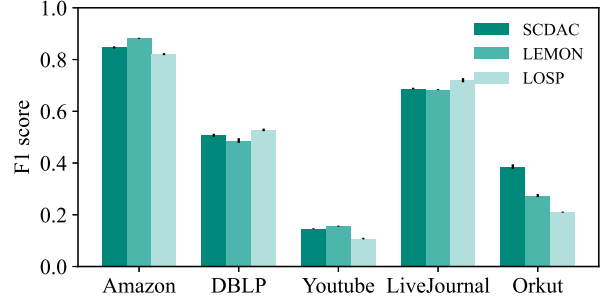


Fig. 6. Comparison of F1-score with the non-streaming local community detection methods.

TABLE 2

Comparison of running time (in second) for streaming local community detection methods.

Network	SCDAC	CoEuS
Amazon	0.95 \pm 0.00	2.02 \pm 0.12
DBLP	2.10 \pm 0.03	2.46 \pm 0.02
Youtube	15.79 \pm 0.26	7.50 \pm 0.27
LiveJournal	62.93 \pm 3.57	95.25 \pm 14.56
Orkut	247.48 \pm 25.31	318.19 \pm 19.98

Table 2 illustrates the comparison of running time. It shows that SCDAC is considerably faster than CoEuS on most networks. Specifically, on Amazon network, SCDAC is twice as fast as CoEuS; on LiveJournal and Orkut networks, SCDAC only takes two-thirds and three-quarters of the corresponding running time of CoEuS, respectively. And CoEuS is only faster than SCDAC on the Youtube network; this is because that the Youtube network is sparsely connected (the average degree is only 2, refer to Table 1) and the expansion of CoEuS, which is in a greedy way only needs to consider a limited number of edges.

In summary, SCDAC *remarkably* outperforms the existing streaming local community detection method in terms of effectiveness and efficiency. Experimental results also imply that SCDAC can effectively and quickly solve the streaming local community detection problem for massive real-world networks.

4.4 Comparison with Non-streaming Method

To further test the effectiveness of our method, we compare the performance of SCDAC and two state-of-the-art non-streaming local community detection methods called LEMON [11] and LOSP [21] on the same networks. Note that SCDAC works in graph streams while LEMON and LOSP run on the static and complete graphs. Due to the strict restrictions in graph streams, SCDAC faces tougher challenges than the methods under the non-streaming scenarios. Fig. 6 illustrates the comparison of F1-score between SCDAC and the reference methods.

As we can see in Fig. 6, SCDAC, LEMON, and LOSP show similar performance on Amazon, DBLP, Youtube, and LiveJournal networks, but on Orkut network, SCDAC is much superior to LEMON and LOSP. To be precise, on Amazon and Youtube networks, the F1-score of SCDAC is 0.023 lower than that of LEMON on average. While on

DBLP, LiveJournal, and Orkut networks, SCDAC outperforms LEMON on the F1-score by an average of 0.045. As for LOSP, it performs better on DBLP and LiveJournal networks and performs inferior to SCDAC on Amazon, Youtube, and Orkut networks. Especially on the Orkut network, SCDAC outperforms LOSP by 0.176 on the F1-score.

These experimental results have verified that SCDAC, working in graph streams with access constraints and pretty low memory, can still achieve *similar* performance to the state-of-the-art non-streaming local community detection method. It also indicates that SCDAC can accurately uncover the target community for the query nodes even in graph streams and can be competent for the task of local community detection on *massive* and *naturally streaming* networks.

4.5 Scalability Testing

We further analyze the scalability of the proposed method. To this end, We generate several synthetic datasets and analyze the performance of our method in different configurations. For synthetic datasets, we employ the LFR benchmark networks [41], which simulates some properties of real-world networks, *e.g.* the heterogeneity of node degrees and community size distribution.

4.5.1 Scalability on network scale and density

To investigate the scalability of SCDAC on the network scale and density, we compare the running time of SCDAC on networks with different numbers of nodes or average degrees. For the corresponding two groups of networks, we use the same basic parameter settings: the number of nodes of 1,000,000, the average degree of 20, the maximum degree of 100, the mixing parameter of 0.1, and the community size is within [20, 500]. Specifically, for generating the networks with various network scales, we vary the number of nodes from 200,000 to 2,000,000, and other parameters follow the basic settings. For generating the networks with various average degrees, we vary the average degree from 12 to 30, and other parameters follow the basic settings.

Fig. 7 illustrates the average running time of detecting a single community (for a single test case) on networks with different numbers of nodes or different average degrees. As can be seen, with the increase of the network scale, the time cost grows almost linearly, and the running time of SCDAC is also linear to the average degree. The two results

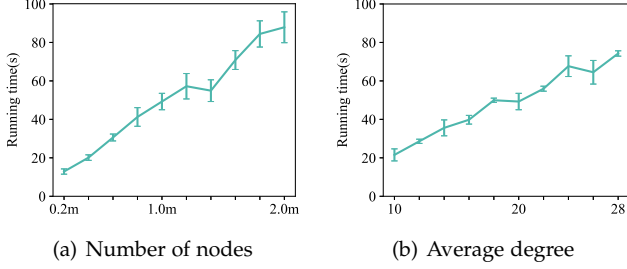


Fig. 7. Running time of SCDAC on networks with various scales or densities.

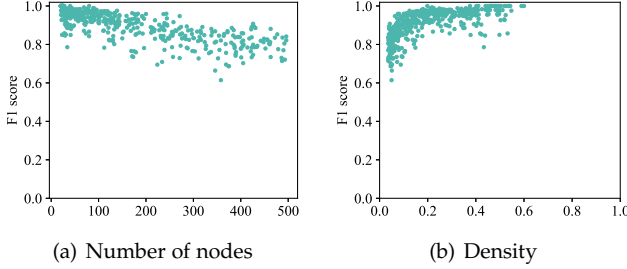


Fig. 8. Performance of SCDAC on communities with various sizes or densities.

are consistent with our time complexity analysis in Section 3.3.1. In summary, SCDAC exhibits good scalability from the perspective of network scale and network density.

4.5.2 Scalability on community size and density

To investigate the preference of SCDAC for different communities, we compare the F1-scores for detecting communities in different sizes or densities. The two experiments are carried out on the same set of networks, but the communities with different sizes or densities are selected as the test cases correspondingly. For the network, we still use the previous set of parameter settings, that is, the number of nodes is 1,000,000, the average degree is 20, the maximum degree is 100, the mixing parameter is 0.1, and the community size is within [20, 500].

Fig. 8 (a) demonstrates the distribution of F1-scores with respect to the number of nodes in the target community. One can observe that as the number of nodes grows, the F1-score shows a slightly downward trend. For communities with less than 100 nodes, the F1-score of SCDAC is around 0.9, while for communities with 400 to 500 nodes, the F1-score of SCDAC decays to about 0.8. The results are acceptable as it is usually harder for algorithms to detect large communities accurately, as larger communities will be affected more by the neighborhood.

The distribution of F1-scores with respect to the density of communities is shown in Fig. 8 (b). SCDAC performs better on denser communities. SCDAC samples subgraphs in the graph stream based on the distance to the query node(s). Then, the denser the connection with the query node(s), the more likely it could be sampled into the subgraph and is also easier to be detected. And density is a measure of closeness of the connections between members of a community. Hence, SCDAC is more accurate in detecting dense communities.

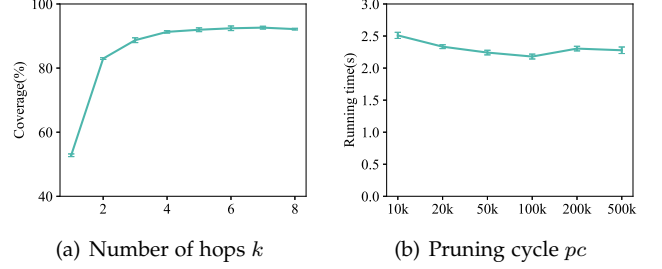


Fig. 9. Parameter study on SCDAC.

4.6 Ablation Study on Parameters

We carry out an ablation study on the four hyper-parameters of our method, as shown in Algorithm 1 and Algorithm 2.

4.6.1 Number of hops k

The number of hops k directly determines the neighborhood range of the query nodes we consider, but it does not imply that a larger k is better. When k becomes larger, the computational cost will also increase. As long as k is equal to the diameter of the community (i.e. maximum pairwise distance among nodes in the community), the sampled subgraph can cover the entire community. And as discussed in [22], the diameter of communities is usually small. Thus, a small positive integer is suitable.

To choose an appropriate value for k , we vary k from 1 to 8 and evaluate performance by the coverage of sampled subgraph to the target community. Fig. 9 (a) demonstrates the results on Amazon network. We observe that with the increase of k , when $k \leq 4$, the coverage increases rapidly, but when $k > 4$, the rate of coverage growth starts to be flattened. Considering both the performance and computational cost, $k = 4$ is an appropriate setting.

4.6.2 Pruning cycle pc and pruning size ps

The pruning size ps controls the size of the sampled subgraph for community extraction, and we set $ps = 3,000$, which is an appropriate size that has been verified and applied in prior work [10], [21]. When SCDAC is applied to detect large-scale communities with thousands of members, it is advisable to turn up the ps so that the sampled subgraph can cover as many members of the target community as possible. Certainly, as ps increases, the time and space overhead of subgraph sampling will increase.

The pruning cycle pc controls the frequency of the pruning process. It is a trade-off for accuracy and efficiency. As ps increases, the sampled subgraph can be more accurately represent the local structure around query nodes. However, as pc increases, the running time of SCDAC is not monotonously increasing. When pc increases, the number of prunings decreases. At the same time, the subgraph grows larger before pruning which will increase the computational cost of the pruning process. We conduct experiment on DBLP network by varying pc from 10,000 to 500,000, and the results are shown in Fig. 9 (b). We can observe that SCDAC exhibits the lowest running time when the pruning cycle is in the range of 50,000 to 100,000, and the running time is slightly slower when $pc = 100,000$.

TABLE 3
The distribution of ground truth community sizes.

Network	[0, 100)	[100, 500)	[500, 1000)	> 1000
Amazon	97.77%	1.56%	0.28%	0.39%
DBLP	92.88%	4.68%	1.33%	1.11%
Youtube	99.17%	0.74%	0.07%	0.02%
LiveJournal	98.59%	1.19%	0.14%	0.08%
Orkut	99.41%	0.47%	0.06%	0.06%

Moreover, pc also affects the memory overhead and accuracy. When SCDAC is running on a machine with very limited memory, it is advisable to turn down pc to reduce the memory cost. And when memory is relatively sufficient, you can turn up pc to obtain more accurate results.

4.6.3 Upper bound of community size b

Leskovec *et al.* [42] observe that communities in real-world networks with high quality are small and usually contain no more than 100 nodes. Thus b needs not be too large, or else it will cause a lot of unnecessary computational overhead (as line 7 – 10 in Algorithm 2).

We also statistically analyze the distribution of community sizes in real-world networks, as shown in Table 3. There are at least 97% of communities whose sizes do not exceed 100, except for the DBLP network (92%). And there are at least 97% of communities whose sizes do not exceed 500 in all networks. Thus we set the upper bound of community size to 500.

5 CONCLUSION

We propose a novel online, single-pass method for addressing the local community detection in graph streams. The key issue is how could we sample edges under the memory limit and access constraint to build a local structure such that edges close to the query nodes are more likely to be added in the sampled subgraph. We design a distance tree that could be re-organized quickly when a coming edge is judged to be added to the subgraph, and we do subgraph pruning periodically to have a good trade-off for accuracy and efficiency on the sampling. As edges are coming in arbitrary order, another challenge is how to design a metric that could measure the community quality as accurate as possible. We count the node degree while sampling, and introduce a new metric called “approximate conductance” to determine the community boundary on the sampled subgraph. Extensive experiments on real-world datasets show that our method outperforms existing streaming local community detection method with higher accuracy and shorter running time, and even achieves similar performance comparing to the state-of-the-art non-streaming local community detection methods that work on static and complete graphs. We also show that the proposed method is scalable on the network scale and density, and is robust on the detection accuracy for various community sizes and densities. Further parameter studies show that the proposed method is not sensitive to the parameters and exhibits good performance on a suitable range for the parameters.

Streaming local community detection is a new problem for the massive graph data that grows rapidly, and there

are many directions to be explored. Considering the phenomenon that some nodes belong to multiple communities simultaneously, in future work, we will extend our method to uncover multiple communities for query nodes in graph streams.

ACKNOWLEDGMENTS

This work is supported by National Natural Science Foundation of China (61772219, U1836204).

REFERENCES

- [1] M. E. Newman and M. Girvan, “Finding and evaluating community structure in networks,” *Phys. Rev. E*, vol. 69, no. 2, p. 026113, 2004.
- [2] R. Kannan, S. Vempala, and A. Vetta, “On clusterings: Good, bad and spectral,” *J. ACM*, vol. 51, no. 3, pp. 497–515, 2004.
- [3] V. D. Blondel, J.-L. Guillaume, R. Lambiotte, and E. Lefebvre, “Fast unfolding of communities in large networks,” *J. Stat. Mech: Theory Exp.*, vol. 2008, no. 10, p. P10008, 2008.
- [4] A. Lancichinetti, F. Radicchi, J. J. Ramasco, and S. Fortunato, “Finding statistically significant communities in networks,” *PLoS one*, vol. 6, no. 4, p. e18961, 2011.
- [5] M. Coscia, G. Rossetti, F. Giannotti, and D. Pedreschi, “Demon: a local-first discovery method for overlapping communities,” in *Proc. 18th ACM SIGKDD Int. Conf. Knowledge Discovery and Data Mining*, Beijing, China, 2012, pp. 615–623.
- [6] R. Andersen, F. Chung, and K. Lang, “Local graph partitioning using Pagerank vectors,” in *Proc. 47th Annu. IEEE Symp. Foundations of Computer Science*, Berkeley, California, USA, 2006, pp. 475–486.
- [7] W. Cui, Y. Xiao, H. Wang, Y. Lu, and W. Wang, “Online search of overlapping communities,” in *Proc. ACM SIGMOD Int. Conf. Management of Data*, New York, NY, USA, 2013, pp. 277–288.
- [8] X. Huang, H. Cheng, L. Qin, W. Tian, and J. X. Yu, “Querying k -truss community in large and dynamic graphs,” in *Proc. ACM SIGMOD Int. Conf. Management of Data*, Snowbird, UT, USA, 2014, pp. 1311–1322.
- [9] K. Kloster and D. F. Gleich, “Heat kernel based community detection,” in *Proc. 20th ACM SIGKDD Int. Conf. Knowledge Discovery and Data Mining*, New York, NY, USA, 2014, pp. 1386–1395.
- [10] K. He, Y. Sun, D. Bindel, J. Hopcroft, and Y. Li, “Detecting overlapping communities from local spectral subspaces,” in *Proc. IEEE Int. Conf. Data Mining*, Atlantic City, NJ, USA, 2015, pp. 769–774.
- [11] Y. Li, K. He, D. Bindel, and J. E. Hopcroft, “Uncovering the small community structure in large networks: A local spectral approach,” in *Proc. 24th Int. Conf. World Wide Web*, Florence, Italy, 2015, pp. 658–668.
- [12] N. Veldt, D. Gleich, and M. Mahoney, “A simple and strongly-local flow-based method for cut improvement,” in *Proc. 33rd Int. Conf. Machine Learning*, New York City, NY, USA, 2016, pp. 1938–1947.
- [13] D. Luo, Y. Bian, Y. Yan, X. Liu, J. Huan, and X. Zhang, “Local community detection in multiple networks,” in *Proc. 26th ACM SIGKDD Int. Conf. Knowledge Discovery and Data Mining*, Virtual Event, CA, USA, 2020, pp. 266–274.
- [14] I. Weber, V. R. K. Garimella, and A. Batayneh, “Secular vs. islamist polarization in egypt on twitter,” in *Proc. 5th IEEE/ACM Int. Conf. Advances in Social Networks Analysis and Mining*, Niagara, ON, Canada, 2013, pp. 290–297.
- [15] P. Liakos, K. Papakonstantinou, and A. Delis, “Realizing memory-optimized distributed graph processing,” *IEEE Trans. Knowl. Data Eng.*, vol. 30, no. 4, pp. 743–756, 2017.
- [16] N. Ahmed and N. Duffield, “Adaptive shrinkage estimation for streaming graphs,” in *Proc. 34th Annu. Conf. Neural Information Processing Systems*, Virtual Event, 2020.
- [17] A. McGregor, “Graph stream algorithms: a survey,” *ACM SIGMOD Rec.*, vol. 43, no. 1, pp. 9–20, 2014.
- [18] Z. Bar-Yossef, R. Kumar, and D. Sivakumar, “Reductions in streaming algorithms, with an application to counting triangles in graphs,” in *Proc. 13th Annu. ACM-SIAM Symp. Discrete Algorithms*, San Francisco, CA, USA, 2002, pp. 623–632.
- [19] N. K. Ahmed, N. Duffield, T. Willke, and R. A. Rossi, “On sampling from massive graph streams,” *Proc. VLDB Endow.*, vol. 10, no. 11, pp. 1430–1441, 2017.

- [20] B. Bahmani, R. Kumar, and S. Vassilvitskii, "Densest subgraph in streaming and mapreduce," *Proc. VLDB Endow.*, vol. 5, no. 5, pp. 454–465, 2012.
- [21] K. He, P. Shi, D. Bindel, and J. E. Hopcroft, "Krylov subspace approximation for local community detection in large networks," *ACM Trans. Knowl. Discovery Data*, vol. 13, no. 5, pp. 1–30, 2019.
- [22] A. Conte, T. De Matteis, D. De Sensi, R. Grossi, A. Marino, and L. Versari, "D2k: scalable community detection in massive networks via small-diameter k-plexes," in *Proc. 24th ACM SIGKDD Int. Conf. Knowledge Discovery and Data Mining*, London, UK, 2018, pp. 1272–1281.
- [23] M. E. Newman, "Modularity and community structure in networks," *Proc. Nat. Academy of Sciences*, vol. 103, no. 23, pp. 8577–8582, 2006.
- [24] P.-Z. Li, L. Huang, C.-D. Wang, and J.-H. Lai, "Edmot: An edge enhancement approach for motif-aware community detection," in *Proc. 25th ACM SIGKDD Int. Conf. Knowledge Discovery and Data Mining*, Anchorage, AK, USA, 2019, pp. 479–487.
- [25] F. Ye, C. Chen, Z. Zheng, R.-H. Li, and J. X. Yu, "Discrete overlapping community detection with pseudo supervision," in *Proc. IEEE Int. Conf. Data Mining*, Beijing, China, 2019, pp. 708–717.
- [26] P. Li, H. Wang, J. Lu, Q. Yang, and J. Shao, "Community detection with local metric learning," in *Proc. IEEE Int. Conf. Data Mining*, Sorrento, Italy, 2020, pp. 312–321.
- [27] L. Yuan, L. Qin, W. Zhang, L. Chang, and J. Yang, "Index-based densest clique percolation community search in networks," *IEEE Trans. Knowl. Data Eng.*, vol. 30, no. 5, pp. 922–935, 2017.
- [28] Y. Bian, Y. Yan, W. Cheng, W. Wang, D. Luo, and X. Zhang, "On multi-query local community detection," in *Proc. IEEE Int. Conf. Data Mining*. Singapore: IEEE, 2018, pp. 9–18.
- [29] Y. Bian, J. Huan, D. Dou, and X. Zhang, "Rethinking local community detection: Query nodes replacement," in *Proc. IEEE Int. Conf. Data Mining*, Sorrento, Italy, 2020, pp. 930–935.
- [30] J. Feigenbaum, S. Kannan, A. McGregor, S. Suri, and J. Zhang, "On graph problems in a semi-streaming model," *Theor. Comput. Sci.*, vol. 348, no. 2-3, pp. 207–216, 2005.
- [31] K. J. Ahn, S. Guha, and A. McGregor, "Analyzing graph structure via linear measurements," in *Proc. 23rd annual ACM-SIAM Symp. Discrete Algorithms*, Kyoto, Japan, 2012, pp. 459–467.
- [32] C. C. Aggarwal, Y. Zhao, and S. Y. Philip, "Outlier detection in graph streams," in *Proc. IEEE 27th Int. Conf. Data Engineering*, Hannover, Germany, 2011, pp. 399–409.
- [33] P. Zhao, C. Aggarwal, and G. He, "Link prediction in graph streams," in *Proc. IEEE 32nd Int. Conf. Data Engineering*, Helsinki, Finland, 2016, pp. 553–564.
- [34] N. Tang, Q. Chen, and P. Mitra, "Graph stream summarization: From big bang to big crunch," in *Proc. Int. Conf. Management of Data*, San Francisco, CA, USA, 2016, pp. 1481–1496.
- [35] A. Khan and C. Aggarwal, "Query-friendly compression of graph streams," in *Proc. IEEE/ACM Int. Conf. Advances in Social Networks Analysis and Mining*, San Francisco, CA, USA, 2016, pp. 130–137.
- [36] X. Gou, L. Zou, C. Zhao, and T. Yang, "Fast and accurate graph stream summarization," in *Proc. IEEE 35th Int. Conf. Data Engineering*, Macao, China, 2019, pp. 1118–1129.
- [37] S.-Y. Yun, M. Lelarge, and A. Proutiere, "Streaming, memory limited algorithms for community detection," in *Proc. 27th Annu. Conf. Neural Information Processing Systems*, Montreal, Quebec, Canada, 2014, pp. 3167–3175.
- [38] A. Holloco, J. Maudet, T. Bonald, and M. Lelarge, "A linear streaming algorithm for community detection in very large networks," *arXiv preprint arXiv:1703.02955*, 2017.
- [39] P. Liakos, K. Papakonstantinopoulou, A. Ntoulas, and A. Delis, "Rapid detection of local communities in graph streams," *IEEE Trans. Knowl. Data Eng.*, 2020.
- [40] J. Yang and J. Leskovec, "Defining and evaluating network communities based on ground-truth," *Knowl. Inf. Syst.*, vol. 42, no. 1, pp. 181–213, 2015.
- [41] A. Lancichinetti, S. Fortunato, and F. Radicchi, "Benchmark graphs for testing community detection algorithms," *Phys. Rev. E*, vol. 78, no. 4, p. 046110, 2008.
- [42] J. Leskovec, K. J. Lang, A. Dasgupta, and M. W. Mahoney, "Statistical properties of community structure in large social and information networks," in *Proc. 17th Int. Conf. World Wide Web*, Beijing, China, 2008, pp. 695–704.