

Wide Neural Networks Forget Less Catastrophically

Seyed Iman Mirzadeh^{*1}, Arslan Chaudhry², Huiyi Hu²,
Razvan Pascanu², Dilan Gorur², and Mehrdad Farajtabar^{†2}

¹Washington State University, ²DeepMind

Abstract

A growing body of research in continual learning is devoted to overcoming the “Catastrophic Forgetting” of neural networks by designing new algorithms that are more robust to the distribution shifts. While the recent progress in continual learning literature is encouraging, our understanding of what properties of neural networks contribute to catastrophic forgetting is still limited. To address this, instead of focusing on continual learning algorithms, in this work, we focus on the model itself and study the impact of “width” of the neural network architecture on catastrophic forgetting, and show that width has a surprisingly significant effect on forgetting. To explain this effect, we study the learning dynamics of the network from various perspectives such as gradient norm and sparsity, orthogonalization, and lazy training regime. We provide potential explanations that are consistent with the empirical results across different architectures and continual learning benchmarks.

1 Introduction

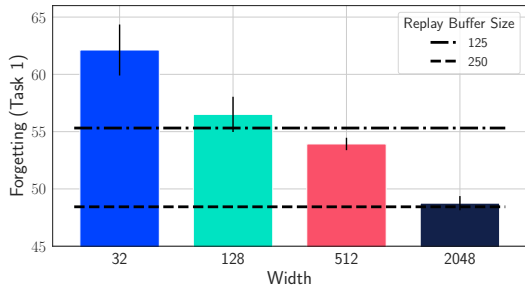
Machine learning is relying more and more on training large models on large static datasets to reach impressive results (Kaplan et al., 2020; Lazaridou et al., 2021; Hombaiiah et al., 2021).

However, the real world is changing over time and new information is becoming available at an unprecedented rate (Lazaridou et al., 2021; Hombaiiah et al., 2021). In such real world problems, the learning agent is exposed to a continuous stream of data, with potentially changing data distribution, and it has to absorb new information efficiently while not being able to iterate on previous data as freely as wanted due to time, sample, compute, privacy, or environmental complexity issues (Parisi et al., 2018). To overcome these inefficiencies, fields, such as *Continual learning* (CL) (Ring et al., 1994) or lifelong learning (Thrun, 1995) are gaining a lot of attention recently. One of the key challenges in continual learning models is the abrupt erasure of previous knowledge, referred to as *Catastrophic Forgetting* (CF) (McCloskey and Cohen, 1989).

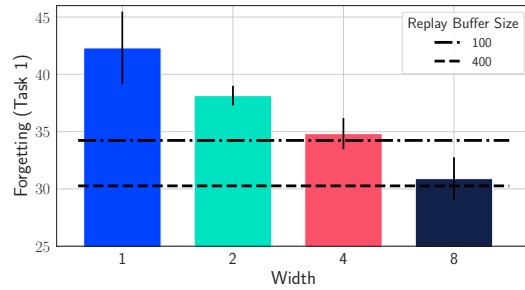
Alleviating catastrophic forgetting has attracted a lot of attention lately, and many interesting solutions are proposed to partly overcome the issue (e.g., Toneva et al., 2018; Nguyen et al., 2019; Hsu et al., 2018; Li et al., 2019; Wallingford et al., 2020). These solutions vary in degree of complexity from simple replay-based methods to complicated regularization or network expansion-based methods. Unfortunately, however, there is not much fundamental understanding of the intrinsic properties of neural networks that affects continual learning performance through catastrophic forgetting or forward/backward transfer (Mirzadeh et al., 2020).

^{*}Work done during an internship at DeepMind.

[†]Correspondence to farajtabar@google.com

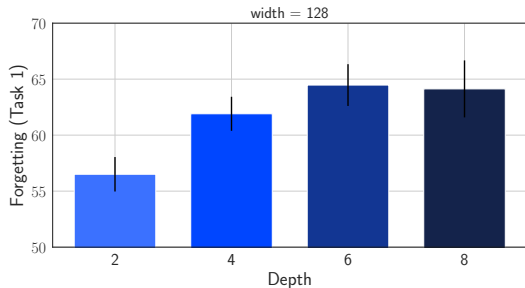


(a) MLP on Rotated MNIST

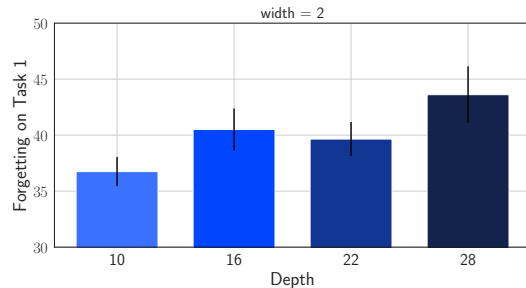


(b) WideResNet on Split CIFAR-100

Figure 1: Amount of forgetting w.r.t. increasing width. Wider networks forget less.



(a) MLP on Rotated MNIST



(b) WideResNet on Split CIFAR-100

Figure 2: Amount of forgetting w.r.t. increasing depth.

In contrast to the orthodox importance of the depth for network performance, such as in AlexNet (Krizhevsky et al., 2012), Inception (Szegedy et al., 2016), ResNets (He et al., 2016) or GPT family of models (Brown et al., 2020), we study how the width of the network affects the continual learning performance – aligned with the recent research on infinite width networks and Neural Tangent Kernel (NTK) regime (Jacot et al., 2018; Lee et al., 2019; Arora et al., 2019; Chizat et al., 2019). We empirically demonstrate that increasing the width alone reduces catastrophic forgetting significantly, while increasing the depth has no or negative effect on alleviating forgetting.

Concretely, Fig. 1 and 2 depict our findings on two popular continual learning benchmarks. Fig. 1 shows that by increasing the width of a 2-layer MLP from 32 to 2048 the amount of forgetting of task 1 (after learning the 5th task) decreases from 62 to 48 percent. On Split CIFAR-100, by multiplying the width of a WideResNet-10 by 8 we can decrease forgetting of the first task (after learning the 20th task) from 42 to 31.

The boost in performance gained by only increasing the width is comparable to employing alternative methods specially developed to tackle CF with moderately sized replay buffers or regularization schemes. For example, it can be seen that in Fig. 1a, wider networks without replay achieve comparable or better performance than the network with width 32 and employing replay buffers of sizes of 125 and 250. A similar level of performance improvement can be observed in Fig. 1b, where the baseline WideResNet (width factor equal to 1) is trained with replay buffer sizes of 100 and 400. The ability of the wider networks to be less forgetful points towards looking at forgetting through the lens of over-parametrization (Kaplan et al., 2020; Lazaridou et al., 2021; Hombaiah et al., 2021).

It is noteworthy that increasing width is not aimed to achieve state of the art performance in alleviating forgetting. Our goal is not to compete with computationally cheaper and performant rehearsal or regu-

larization based methods (Chaudhry et al., 2018; Farajtabar et al., 2020; Mirzadeh et al., 2021) but to provide a perspective on how over-parameterization and specially width of the neural network is affecting CF.

One may wonder that a similar over-parameterization achieved through depth might have a similar positive effect on continual learning performance. Fig. 2 shows that this is not the case, and that achieving over-parameterization through depth has no or even negative effect on mitigating forgetting.

We analyze the phenomenon of “wider being better” for continual learning by looking into several intermediary factors that may cause the network to retain the past knowledge in the wider networks. We find that increased width imposes the lazy training regime (Chizat et al., 2019) whereby the parameters change slightly to fit to the new tasks leaving the previous knowledge intact. Moreover, we show that the gradient directions of wider networks are more orthogonal and sparser across tasks, resulting in minimal interference.

2 Related Work

In continual learning (Ring et al., 1994), also referred to as lifelong learning (Thrun, 1995), an agent, constrained in time and memory, receives a sequence of tasks. The goal of the agent is to remember the useful knowledge of the past tasks to solve new tasks efficiently. Catastrophic Forgetting (McCloskey and Cohen, 1989; McClelland et al., 1995; Goodfellow et al., 2013) – a sudden erasure of previous knowledge when exposed to new tasks – is identified as one of the key challenges in continual learning. Recently, a lot of algorithmic progress is made in mitigating catastrophic forgetting in neural networks. This progress can broadly be classified into three categories.

Regularization-based methods (Rebuffi et al., 2016; Kirkpatrick et al., 2017; Zenke et al., 2017; Nguyen et al., 2017; Aljundi et al., 2018) attempt to identify important parameters or features of the past tasks, and modify the training objective of the new task such that those parameters or features do not drift significantly. While regularization-based methods provide strong results for a small number of tasks, the importance of parameters drifts when the number of tasks is large (Chaudhry et al., 2018; Titsias et al., 2019).

Expansion-based methods (Rusu et al., 2016; Fernando et al., 2017; Aljundi et al., 2017; Rosenbaum et al., 2018; Chang et al., 2018; Xu and Zhu, 2018; Ferran Alet, 2018; Veniat et al., 2021) add new network modules or experts for new tasks. By construction, expansion-based methods can have zero-forgetting, but their memory complexity can increase super-linearly with the number of tasks, making them undesirable when the pool of tasks is large.

Perhaps the strongest are the **replay-based** methods that store a small subset of data from previous tasks in the replay buffer, and either use it directly in the form of experience replay with new task (Shin et al., 2017; Rolnick et al., 2018; Riemer et al., 2018; Chaudhry et al., 2019; Chaudhry et al., 2020) or use it as a set of optimization constraints (Lopez-Paz and Ranzato, 2017; Chaudhry et al., 2018; Farajtabar et al., 2020).

While these methods provide algorithmic improvements on top of standard neural network training (empirical risk minimization), there is still limited understanding as to what causes forgetting in the first place. Some works have looked at the forgetting from the lens of network representations. For example, (Javed and White, 2019; Beaulieu et al., 2020) showed that meta-learned representations forget less when trained continually. On the other hand, Mehta et al. (2021) showed that pre-trained over-parameterized networks forget considerably less than randomly initialized networks when trained continually. Similarly, few works have looked at the forgetting from the neural network’s training dynamics perspective.

Mirzadeh et al. (2021) showed that the optima of the multitask learning and continual learning solutions are linearly connected in the parameter space. Contrary to these works, we look at catastrophic forgetting from the lens of network architecture, specifically with respect to its width and depth and show that wider networks forget considerably less.

A flurry of recent papers in deep learning theory has taken a huge step in understanding the training behavior of neural networks. In particular, Jacot et al. (2018) first introduced the concept of Neural Tangent Kernel (NTK) by studying the training dynamics of neural networks with square loss in the infinite width or "over-parameterized" regime. The resulting neural network can be approximated by a linear model. Based on the NTK framework, other works (Allen-Zhu et al., 2019; Du et al., 2019; Zou et al., 2020) have proved the convergence of the SGD on various other settings and proved the NTK to be a powerful framework to study neural networks training dynamics. Later (Chizat et al., 2019) developed a parallel idea under the framework called "lazy training" where the weights stay near their initial values during the training. In this regime, the system becomes linear, and the dynamics of SGD within this region can be characterized via properties of the associated NTK. In the context of continual learning, (Doan et al., 2021) have studied forgetting of projection-based algorithms in the NTK regime using the similarity of the tasks.

3 Main Experiments

This section focuses on our main results – that is the impact of width on both average accuracy and average forgetting. Further detailed experiments and results will be provided in Sections 4 and 5.

3.1 Experimental Setup

The experimental setup, such as benchmarks, network architectures, continual learning setting (e.g., number of tasks, episodic memory size, and training epochs per task), hyper-parameters, and evaluation metrics are chosen to be similar to several other studies (Chaudhry et al., 2019; Farajtabar et al., 2020; Mirzadeh et al., 2021). To ensure that the reported results are not more favorable to a specific architecture, we use a grid of hyper-parameters, and for each model, we report the results for the best hyperparameters. For all experiments, we report the average and standard deviation over five runs with different random seeds for network initialization. In addition to random seed for initialization, for the Split CIFAR-100, we use three different seeds for each run where each seed corresponds to the random order in which classes are selected for each task. We provide more details about our experimental design in the appendix.

Benchmarks. We report our findings on two standard continual learning benchmarks: Rotated MNIST and Split CIFAR-100. In Rotated MNIST, each task is generated by the continual rotation of the MNIST images for degrees 0, 22.5, 45, 67.5, and 90, respectively, constituting 5 different tasks. For Split CIFAR-100 each task contains the data from 5 random classes (without replacement), resulting in 20 tasks. Finally, in both benchmarks, each model trains on each task for five epochs. We have selected Rotated MNIST as a task-incremental benchmark and Split CIFAR-100 as a class-incremental benchmark to represent two common benchmark types in continual learning.

Networks. For the rotated MNIST benchmark, we use a two-layer MLP with ReLU non-linearities in each layer and vary the width. For the split CIFAR-100 benchmark, we use a WideResNet (WRN) with the depth of 10 (Zagoruyko and Komodakis, 2016) and different width factors which multiply the width of the layers (i.e., the number of convolutional channels) in the original WideResNet by $\{1, 2, 4, 8\}$. All models are trained using the SGD optimizer, and the best result for each model is reported.

Evaluations. Following previous work (Chaudhry et al., 2018; Riemer et al., 2018; Mirzadeh et al., 2021), we report the following metrics:

(1) *Average Accuracy*: The average validation accuracy after the model has been continually trained for T tasks, is defined as: $A_T = \frac{1}{T} \sum_{i=1}^T a_{T,i}$,

where, $a_{t,i}$ is the validation accuracy on the dataset of task i after the model finished learning task t .

(2) *Average Forgetting*: The average forgetting is calculated as the difference between the peak accuracy and the final accuracy of each task, after the continual learning experience is finished. For a continual learning benchmark with T tasks, it is defined as: $F = \frac{1}{T-1} \sum_{i=1}^{T-1} \max_{t \in \{1, \dots, T-1\}} (a_{t,i} - a_{T,i})$.

(3) *Learning Accuracy*: The accuracy for each task directly after it is learned. The learning accuracy provides a good representation of the plasticity of a model and can be calculated using: $LA_T = \frac{1}{T} \sum_{i=1}^T a_{i,i}$

3.2 Main Results

Tables 1 and 2 show the main results in terms of average accuracy, average forgetting, and learning accuracy for MLP on rotated MNIST and WideResNet on Split CIFAR-100 with varying widths. It can be seen from the tables that wider networks improve both average accuracy and forgetting. It is important to note that reduced forgetting is not due to stabilizing the model dogmatically at the cost of plasticity. Increased average accuracy means that the wider models not only remember previous tasks better, but keep their competitive performance on the current task too. This can be further consolidated by observing the learning accuracy (LA) of the wider networks.

Table 1: MLP on Rotated MNIST

Width	Average Accuracy	Average Forgetting	Learning Accuracy
32	65.9 \pm 1.00	36.9 \pm 1.27	95.5 \pm 0.85
128	70.8 \pm 0.68	31.5 \pm 0.92	96.0 \pm 0.90
512	72.6 \pm 0.27	29.6 \pm 0.36	96.4 \pm 0.73
2048	75.2 \pm 0.34	26.7 \pm 0.50	96.6 \pm 0.61

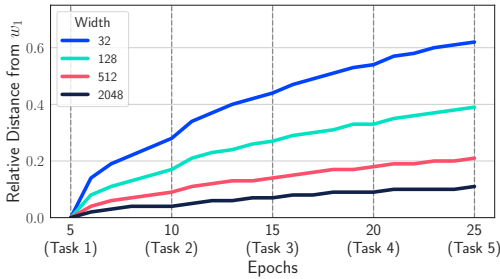
Table 2: WideResNet on Split CIFAR-100

Width	Average Accuracy	Average Forgetting	Learning Accuracy
1	47.1 \pm 2.60	37.3 \pm 2.62	81.1 \pm 4.37
2	49.7 \pm 1.51	34.9 \pm 1.72	82.9 \pm 5.17
4	53.8 \pm 2.74	33.8 \pm 2.16	83.9 \pm 6.53
8	59.7 \pm 2.33	29.4 \pm 2.52	87.5 \pm 4.15

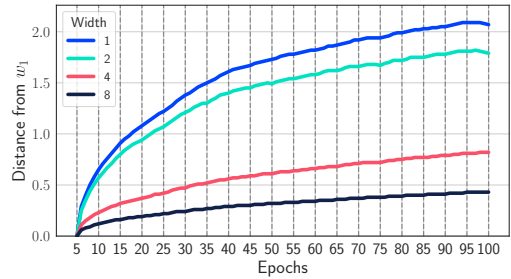
4 Analysis

In this section, we overview the reasons that we believe are contributing to the reduction in catastrophic forgetting when widening the network.

Notations. For this section, let w represent the parameters of the model (a neural network in our case), $y_t(w)$ be the model’s output prediction for task t trained using loss $L_t(w)$ and $\nabla L_t(w)$ and $\nabla y_t(w)$ be the gradient of the loss and prediction w.r.t. the network parameters w . Note that in the continual learning scenario, when processing task t , the network does not have access to the datasets of the previous tasks. Also, the initializer for a subsequent task t , denoted by w_t^{in} , is in fact the solution of the previous task $t - 1$, denoted by w_{t-1}^* .

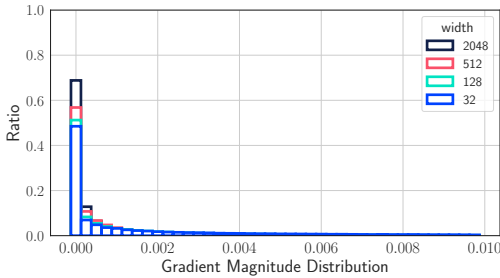


(a) MLP on Rotated MNIST

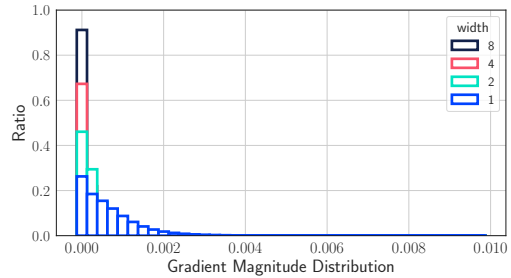


(b) WideResNet on Split CIFAR-100

Figure 3: The distance between w_1^* , solution of task 1, and w_t^* , solution of the t -th task, for $t > 1$ over the course of training. Wider networks remain closer to the solution of the first task.



(a) MLP on Rotated MNIST



(b) WideResNet on Split CIFAR-100

Figure 4: Histogram of the magnitude of the elements of the gradient vector. Wider networks have sparser gradients (the histogram is more skewed towards the left).

4.1 Lazy Training Regime

In their seminal paper Jacot et al. (2018) and Lee et al. (2019) connect learning in neural networks to kernel methods and show that at the infinite width limit, the kernel doesn't change throughout the training, and the neural network evolves as a linear model under SGD training. Let's start our analysis by writing the first-order Taylor expansion of the network prediction with respect to weights around the initialization:

$$y_t(w) = y_t(w_t^{in}) + \nabla y_t(w_t^{in})^\top (w - w_t^{in}). \quad (1)$$

Following Chizat et al. (2019) these neural networks operate in lazy regime where $\frac{\|w - w_t^{in}\|_2}{\|w_t^{in}\|_2}$ is very small. This phenomenon has indeed interesting implications for continual learning where the initializer of the t -th task w_t^{in} is in fact the solution of the previous task, w_{t-1}^* . Therefore, in the lazy training regime, the parameters should move a tiny bit from the previous solution to fit the new task. To confirm this intuition, in Fig. 3, we plot the distance between the optimum of the first task and that of the subsequent tasks as the continual learning experience progress. In the figure, each task is trained for 5 epochs. From the figure, it can be seen that, for both MLPs and ResNets, the relative distance of the parameters for the wider networks is substantially smaller than that of the less wide networks. This confirms that lazy training of wider networks is indeed beneficial for continual learning and reduces forgetting significantly. In the same vein, Mirzadeh et al. (2020) observed that changing the learning regime (i.e., imposing a learning rate decay, decreasing batch size, employing dropout, etc.) also leads to a small change in parameters from the optimum of previous tasks resulting in less forgetting. However, their work was concerned about the optimization properties of neural networks rather than architectural ones.

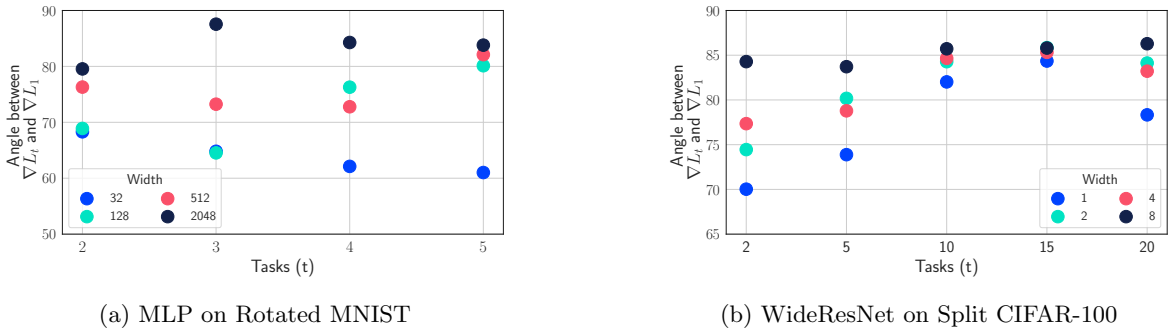


Figure 5: The angle between the gradients at the optimum of task 1, $\nabla L_1(w_1^*)$, and between the optimum of subsequent tasks t , $\nabla L_t(w_t^*)$, for $t > 1$. Wider networks remain closer to 90 degree (more orthogonal).

4.2 Increased Gradient Sparsity

The smaller displacement of parameters vector, induced by the lazy training regime, implies a cap on the norm of the gradients. According to the SGD update, we have $w = w' - \eta \nabla L(w')$, where, w' and w represent the parameters before and after the SGD step, respectively and η is the learning rate. Therefore, it's easy to see that,

$$\|w - w'\| \propto \|\nabla L(w')\|. \quad (2)$$

Hence, the reduced distance between the parameters, imposed by the lazy training regime, also entails a smaller gradient magnitude. In fact, the lazy training regime decreases the number of weights that change during training. In other words, the gradient vector becomes sparse as well as smaller in magnitude. Fig. 4 confirms this hypothesis by demonstrating the histogram of the absolute value of the entries of the gradient. The gradient norm is constructed by calculating the gradients of all layers on the empirical loss of task 2, after learning task 1 and before starting task 2. From the figure, it can be seen that the wider networks have sparser gradients. This implies a smaller number of parameters needs to change to adapt to new tasks resulting in a reduced forgetting on already learned tasks.

4.3 Increased Gradient Orthogonality

Earlier works in continual learning (Farajtabar et al., 2020; Chaudhry et al., 2018; Lopez-Paz and Ranzato, 2017; Riemer et al., 2018) have focused on explicitly forcing the gradients of the new tasks to be orthogonal to those of the previous ones to reduce forgetting among the tasks. Here, we want to look at how the gradient directions of different tasks evolve as the continual learning experience progresses while the networks' width increases. We first establish why orthogonalizing the gradients of different tasks is a good continual learning strategy.

Assume a continual learning experience consisting of two tasks, and let $\Delta w = w - w'$ be the parameter change during an SGD step. When task 2's training begins, the parameters change is given by,

$$\Delta w = \nabla L_2(w) = \frac{1}{2} \nabla y_2(w)(y_2(w) - \bar{y}_2), \quad (3)$$

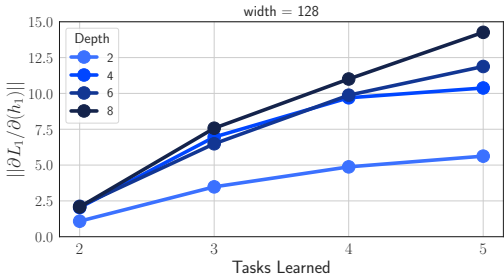
where for simplicity, we assume the learning rate is equal to 1, the output is one dimensional, and the loss is a squared error between the prediction $y_2(w)$ and the ground truth value \bar{y}_2 . It's straightforward to extend the argument to more general cases. Note also that all the gradients are with respect to the network parameters. We will now look at how much change this Δw induces on the previous task 1. Assuming the lazy training regime for task 1 and its linearization (cf. Eq. 1) we write the change in

prediction on task 1 as:

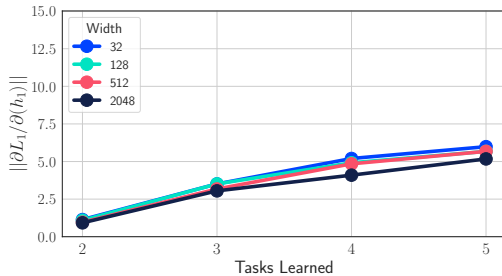
$$\Delta y_1 = \nabla y_1(w)^\top \Delta w = \nabla y_1(w)^\top \nabla y_2(w)(y_2(w) - \bar{y}_2). \quad (4)$$

Therefore, if $\nabla y_1(w)^\top \nabla y_2(w) \rightarrow 0$, the previous predictions change minimally, and forgetting can be reduced. Equivalently, $\nabla L_1(w)^\top \nabla L_2(w) \rightarrow 0$ is correlated with reduced interference to the previous task since the gradients of loss and the gradients of output are linearly related by a scalar as indicated by Eq. 3. Hence, orthogonalizing the gradients of different tasks leads to a reduction in forgetting.

To analyze the directions of the gradients for different tasks, in Fig. 5, we plot the angle between the gradient vector at the minimum of the first task and that of the subsequent tasks for various width factors. For this figure, we concatenate the gradients from all the layers into one vector. It can be seen from the figure that the gradients at the minimum of subsequent tasks become more orthogonal to the gradients at the minimum of the first task as we increase the width. This trend also holds when the gradients of other tasks are used as reference (*i.e.*) the gradients at the minimum of tasks > 2 also become orthogonal to the gradients at the minimum of task 2. Refer to the appendix for these results. Since the gradients of different tasks generally become more orthogonal for the wider networks, the reduction in forgetting can be attributed to this orthogonalization.



(a) Gradient norm for different depths



(b) Gradient norm for different widths

Figure 6: Gradient norm in the first layer (*i.e.*, $\left\| \frac{\partial L}{\partial h_1} \right\|$) grows faster in deeper networks (a) while this is not the case when the width increases (b).

4.4 The Case for Depth

In Section 3, we saw that the width of the network has a surprisingly beneficial effect when it comes to catastrophic forgetting. We do not see a similar monotonic reduction in forgetting when we increase the depth of the network in our experiments. In fact, we observe that with increasing depth, the forgetting increases, as shown in Fig. 2. We now provide an intuitive analysis for why and when the network depth hurts the performance of a continual learning model.

Inspired by the exploding gradients phenomena in Recurrent Neural Networks (Bengio et al., 1994; Pascanu et al., 2013), we show that deeper networks may cause larger gradient updates in the earlier layers. Larger gradients mean that the solution for the subsequent tasks will not be found in the vicinity of the current task, which would entail increased forgetting. To establish the larger gradients for deeper networks, we use the standard argument (Bengio et al., 1994) for exploding gradients. Let the network consists of ‘K’ feed-forward layers parameterized by weight matrices $\{W_i\}_{i=1}^K$ and non-linearities $\sigma(\cdot)$. For ease of exposition, we ignore the biases and normalization layers in the network. The gradient on

any intermediate layer ‘ l ’ can be written as:

$$\begin{aligned} \frac{\partial L}{\partial h_l} &= \frac{\partial L}{\partial h_K} \cdot \frac{\partial h_K}{\partial h_l} = \frac{\partial L}{\partial h_K} \cdot \prod_{i=l}^{K-1} \frac{\partial h_{i+1}}{\partial h_i} \\ &= \frac{\partial L}{\partial h_K} \cdot \prod_{i=l}^{K-1} \Sigma_{i+1} W_{i+1}, \end{aligned}$$

where Σ_i is the diagonal Jacobian of the non-linearity at the i -th layer. Note, if a ReLU non-linearity is used, then $\|\Sigma_i\| = 1$, unless all the activations in the layer are negative.

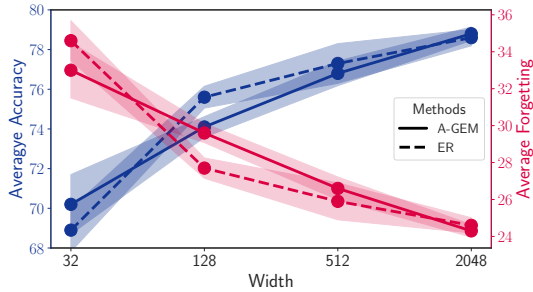
The norm of the gradient on layer ‘ l ’ can then be bounded as:

$$\begin{aligned} \left\| \frac{\partial L}{\partial h_l} \right\| &= \left\| \frac{\partial L}{\partial h_K} \cdot \prod_{i=l}^{K-1} \Sigma_{i+1} W_{i+1} \right\| \\ &\leq \left\| \frac{\partial L}{\partial h_K} \right\| \cdot \prod_{i=l}^{K-1} \|\Sigma_{i+1}\| \|W_{i+1}\| \\ &\approx \left\| \frac{\partial L}{\partial h_K} \right\| \cdot \prod_{i=l}^{K-1} \|W_{i+1}\|, \end{aligned}$$

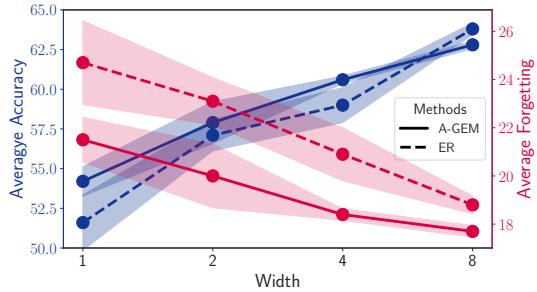
where in step 2, we use sub-ordinate and sub-multiplicative properties of induced matrix norms, and in step 3, we assumed that $\|\Sigma_i\| = 1$ (a reasonable assumption for ReLU networks used in our work). This analysis shows that the gradient norm on the earlier layers is proportional to the product of matrix norms of higher layer weights. For a 2-norm, the gradient magnitude could be bounded by the product of largest singular values (Λ_i) of the intermediate weight matrices:

$$\left\| \frac{\partial L}{\partial h_l} \right\| \leq \left\| \frac{\partial L}{\partial h_K} \right\| \cdot \prod_{i=l}^{K-1} \|\Lambda_{i+1}\|. \quad (5)$$

Although, for $\Lambda_i > 1$ this bound is unusable, as it is an upper bound which grows exponentially, and becomes more and more loose, with K (the number of layers), however, it does potentially point to a scenario when the gradients on the earlier layers could increase with the depth. This *can* happen when the singular values of all the intermediate weight matrices are greater than 1, *i.e.*, $\Lambda_i > 1, \forall i \in \{l, \dots, K-1\}$. In the supplementary Fig. 11, we show that this indeed is the case for the datasets and architectures considered in this work. A large gradient on earlier layers can then contribute to a larger forgetting of previous tasks. Fig. 6a shows the norm of the gradients of layer 1 for different MLP depths. It can be seen from the figure that the gradient norm on the earlier layers increases with the depth. For example, when the network is trained for task 5, the gradient norm on layer 1 for an 8-layer network is almost thrice as that of the 2-layer network. In contrast, as depicted in Fig. 6b, increasing the width has a minimal or even decreasing effect on gradient norm. We note here that the deep learning community has developed numerous strategies to avoid exploding gradients (Goodfellow et al., 2016), and that extensively studying those is not the purpose here. We use the exploding gradient analysis to understand the negative effect of depths in our experiments.



(a) MLP on Rotated MNIST



(b) WideResNet on Split CIFAR-100

Figure 7: Average accuracy (blue) and forgetting (red) of CL methods for varying widths. Similar to the naive fine-tuning case, in the presence of other CL algorithms, wider networks perform better.

5 Additional Experiments

5.1 Width versus Depth

We have already seen in Fig. 1 and 2 that increasing width is beneficial while increasing depth has no such effect. However, it is interesting to answer the following question in a more direct manner: “Given a fixed budget on the total number of parameters, how would a wider and shallower model perform compared to a thinner and deeper one?”.

To this end, we compare several architectures on both Rotated MNIST and Split CIFAR-100 benchmarks. Table 3 and 4 show that on both benchmarks, wider and shallower models outperform their thinner and deeper counterparts. Note that to make sure that the number of parameters are roughly the same, we have added some new models (e.g., MLP with a width of 256).

Table 3: Comparing shallow and wide vs. deep and thin models on Rotated MNIST. Each row in a subdivision of the table has roughly a comparable number of parameters.

Width	Depth	Parameters	Average Accuracy	Average Forgetting
128	8	217.35 K	68.9 \pm 1.07	35.4 \pm 1.34
256	2	269.32 K	71.1 \pm 0.43	31.4 \pm 0.48
256	8	664.08 K	70.4 \pm 0.61	32.1 \pm 0.75
512	2	669.70 K	72.6 \pm 0.27	29.6 \pm 0.36

Table 4: Comparing shallow and wide vs. deep and thin models on Split CIFAR-100. Each row in a subdivision of the table has roughly a comparable number of parameters.

Depth	Width	Parameters	Average Accuracy	Average Forgetting
10	4	1.69 M	53.8 \pm 2.74	33.8 \pm 2.16
28	2	1.61 M	46.6 \pm 2.56	37.1 \pm 2.47
10	8	3.72 M	59.7 \pm 2.33	29.4 \pm 2.52
16	4	3.24 M	50.1 \pm 2.59	37.0 \pm 2.77
28	3	3.58 M	49.4 \pm 1.82	36.2 \pm 1.98

5.2 Interacting with CL Algorithms

We have seen that increasing width automatically reduces forgetting without the need to employ any continual learning algorithm. One may wonder if the effect of width on performance remains additive even when a specialized CL algorithm is employed. In Fig. 7, we compare two replay-based methods, ER (Riemer et al., 2018) and A-GEM (Chaudhry et al., 2018), for various width factors using both MLPs and WideResNets. We use the replay buffer of sizes 125 (MNIST) and 100 (CIFAR-100) for both ER and A-GEM. The figure shows that, similar to vanilla fine-tuning, by increasing width, average accuracy improves, and forgetting gets reduced across the board.

6 Discussion and Conclusion

In this paper, we studied a previously unexplored connection between the width of the network and catastrophic forgetting (CF)—an important bottleneck for continual learning (CL) systems. Through different experiments, we hypothesize that a lazy training regime, the decreased distance of updated parameters from their initialization, increased gradient sparsity, and high orthogonality between the gradients of different tasks induced by the wider networks are the main factors alleviating catastrophic forgetting. We highlighted the contrasts between over-parameterization with increasing width to increasing depth and argued that increasing depth might have negative consequences for forgetting while acknowledging its importance for learning representations.

The scope of current work is to show a surprising and, at the same time, very intuitive correlation between width and forgetting. One should be cautious of utilizing increasing width to tackle catastrophic forgetting as it is undoubtedly an inefficient decision in terms of computation time, energy and cost. By showing the connection between width and CF, our purpose here is to enhance our basic understanding of how over-parameterization, both in terms of width and depth, interacts with catastrophic forgetting. The extent of over-parameterization should be an important factor when designing continual learning benchmarks.

We hope that this work acts as a stepping stone to study the interaction between the inherent properties of neural networks and catastrophic forgetting. In addition to varying architecture sizes, modern neural networks employ several training tricks that are not well studied with respect to catastrophic forgetting. Understanding these effects, such as activation functions, normalization schemes, skip connections, etc., remains an interesting future work.

Acknowledgments

The authors are grateful to Amal Rannen-Triki, Dong Yin, and Timothy Nguyen for their invaluable comments and feedback on this project.

References

- Aljundi, R., Babiloni, F., Elhoseiny, M., Rohrbach, M., and Tuytelaars, T. (2018). Memory aware synapses: Learning what (not) to forget. In *Proceedings of the European Conference on Computer Vision (ECCV)*, pages 139–154.
- Aljundi, R., Chakravarty, P., and Tuytelaars, T. (2017). Expert gate: Lifelong learning with a network of experts. In *CVPR*, pages 7120–7129.
- Allen-Zhu, Z., Li, Y., and Liang, Y. (2019). Learning and generalization in overparameterized neural networks, going beyond two layers. *Advances in neural information processing systems*.
- Arora, S., Du, S. S., Hu, W., Li, Z., Salakhutdinov, R., and Wang, R. (2019). On exact computation with an infinitely wide neural net. In *Proceedings of the 33rd International Conference on Neural Information Processing Systems*, pages 8141–8150.
- Beaulieu, S., Frati, L., Miconi, T., Lehman, J., Stanley, K. O., Clune, J., and Cheney, N. (2020). Learning to continually learn. *arXiv preprint arXiv:2002.09571*.
- Bengio, Y., Simard, P., and Frasconi, P. (1994). Learning long-term dependencies with gradient descent is difficult. *IEEE transactions on neural networks*, 5(2):157–166.

- Brown, T. B., Mann, B., Ryder, N., Subbiah, M., Kaplan, J., Dhariwal, P., Neelakantan, A., Shyam, P., Sastry, G., Askell, A., et al. (2020). Language models are few-shot learners. *arXiv preprint arXiv:2005.14165*.
- Chang, M., Gupta, A., Levine, S., and Griffiths, T. L. (2018). Automatically composing representation transformations as a means for generalization. In *ICML workshop Neural Abstract Machines and Program Induction v2*.
- Chaudhry, A., Gordo, A., Dokania, P. K., Torr, P. H. S., and Lopez-Paz, D. (2019). Using hindsight to anchor past knowledge in continual learning. *ArXiv*, abs/2002.08165.
- Chaudhry, A., Khan, N., Dokania, P. K., and Torr, P. H. (2020). Continual learning in low-rank orthogonal subspaces. In *Advances in Neural Information Processing Systems*.
- Chaudhry, A., Ranzato, M., Rohrbach, M., and Elhoseiny, M. (2018). Efficient lifelong learning with a-gem. In *International Conference on Learning Representations*.
- Chaudhry, A., Rohrbach, M., Elhoseiny, M., Ajanthan, T., Dokania, P. K., Torr, P. H. S., and Ranzato, M. (2019). On tiny episodic memories in continual learning. *arXiv preprint arXiv:1902.10486*.
- Chizat, L., Oyallon, E., and Bach, F. (2019). On lazy training in differentiable programming. In *NeurIPS 2019-33rd Conference on Neural Information Processing Systems*, pages 2937–2947.
- Doan, T., Bennani, M. A., Mazouze, B., Rabusseau, G., and Alquier, P. (2021). A theoretical analysis of catastrophic forgetting through the ntk overlap matrix. In *International Conference on Artificial Intelligence and Statistics*.
- Du, S., Lee, J., Li, H., Wang, L., and Zhai, X. (2019). Gradient descent finds global minima of deep neural networks. In *International Conference on Machine Learning*, pages 1675–1685. PMLR.
- Farajtabar, M., Azizan, N., Mott, A., and Li, A. (2020). Orthogonal gradient descent for continual learning. In *International Conference on Artificial Intelligence and Statistics*, pages 3762–3773. PMLR.
- Fernando, C., Banarse, D., Blundell, C., Zwols, Y., Ha, D., Rusu, A. A., Pritzel, A., and Wierstra, D. (2017). Pathnet: Evolution channels gradient descent in super neural networks. *arXiv preprint arXiv:1701.08734*.
- Ferran Alet, Tomas Lozano-Perez, L. P. K. (2018). Modular meta-learning. *arXiv preprint arXiv:1806.10166v1*.
- Goodfellow, I., Bengio, Y., and Courville, A. (2016). *Deep learning*. MIT press.
- Goodfellow, I. J., Mirza, M., Xiao, D., Courville, A., and Bengio, Y. (2013). An empirical investigation of catastrophic forgetting in gradient-based neural networks. *arXiv preprint arXiv:1312.6211*.
- He, K., Zhang, X., Ren, S., and Sun, J. (2016). Deep residual learning for image recognition. In *Proceedings of the IEEE conference on computer vision and pattern recognition*, pages 770–778.
- Hombaiah, S. A., Chen, T., Zhang, M., Bendersky, M., and Najork, M. (2021). Dynamic language models for continuously evolving content. *arXiv preprint arXiv:2106.06297*.
- Hsu, Y.-C., Liu, Y.-C., and Kira, Z. (2018). Re-evaluating continual learning scenarios: A categorization and case for strong baselines. *arXiv preprint arXiv:1810.12488*.
- Jacot, A., Gabriel, F., and Hongler, C. (2018). Neural tangent kernel: convergence and generalization in neural networks. In *Proceedings of the 32nd International Conference on Neural Information Processing Systems*, pages 8580–8589.
- Javed, K. and White, M. (2019). Meta-learning representations for continual learning. In *Advances in Neural Information Processing Systems*, pages 1820–1830.

- Kaplan, J., McCandlish, S., Henighan, T., Brown, T. B., Chess, B., Child, R., Gray, S., Radford, A., Wu, J., and Amodei, D. (2020). Scaling laws for neural language models. *arXiv preprint arXiv:2001.08361*.
- Kirkpatrick, J. N., Pascanu, R., Rabinowitz, N. C., Veness, J., and et. al. (2017). Overcoming catastrophic forgetting in neural networks. *Proceedings of the National Academy of Sciences of the United States of America*, 114 13:3521–3526.
- Krizhevsky, A., Sutskever, I., and Hinton, G. E. (2012). Imagenet classification with deep convolutional neural networks. *Advances in neural information processing systems*, 25:1097–1105.
- Lazaridou, A., Kuncoro, A., Gribovskaya, E., Agrawal, D., Liska, A., Terzi, T., Gimenez, M., d’Autume, C. d. M., Ruder, S., Yogatama, D., et al. (2021). Pitfalls of static language modelling. *arXiv preprint arXiv:2102.01951*.
- Lee, J., Xiao, L., Schoenholz, S., Bahri, Y., Novak, R., Sohl-Dickstein, J., and Pennington, J. (2019). Wide neural networks of any depth evolve as linear models under gradient descent. *Advances in neural information processing systems*, 32:8572–8583.
- Li, X., Zhou, Y., Wu, T., Socher, R., and Xiong, C. (2019). Learn to grow: A continual structure learning framework for overcoming catastrophic forgetting. *arXiv preprint arXiv:1904.00310*.
- Lopez-Paz, D. and Ranzato, M. (2017). Gradient episodic memory for continual learning. In *Advances in Neural Information Processing Systems*, pages 6467–6476.
- McClelland, J. L., McNaughton, B. L., and O’Reilly, R. C. (1995). Why there are complementary learning systems in the hippocampus and neocortex: insights from the successes and failures of connectionist models of learning and memory. *Psychological review*, 102(3):419.
- McCloskey, M. and Cohen, N. J. (1989). Catastrophic interference in connectionist networks: The sequential learning problem.
- Mehta, S. V., Patil, D., Chandar, S., and Strubell, E. (2021). An empirical investigation of the role of pre-training in lifelong learning. *ICML CL Workshop*.
- Mirzadeh, S. I., Farajtabar, M., Gorur, D., Pascanu, R., and Ghasemzadeh, H. (2021). Linear mode connectivity in multitask and continual learning. In *International Conference on Learning Representations*.
- Mirzadeh, S. I., Farajtabar, M., Pascanu, R., and Ghasemzadeh, H. (2020). Understanding the role of training regimes in continual learning.
- Nguyen, C. V., Achille, A., Lam, M., Hassner, T., Mahadevan, V., and Soatto, S. (2019). Toward understanding catastrophic forgetting in continual learning. *arXiv preprint arXiv:1908.01091*.
- Nguyen, C. V., Li, Y., Bui, T. D., and Turner, R. E. (2017). Variational continual learning. *arXiv preprint arXiv:1710.10628*.
- Parisi, G. I., Kemker, R., Part, J. L., Kanan, C., and Wermter, S. (2018). Continual lifelong learning with neural networks: A review.
- Pascanu, R., Mikolov, T., and Bengio, Y. (2013). On the difficulty of training recurrent neural networks. In *International conference on machine learning*, pages 1310–1318. PMLR.
- Rebuffi, S.-A., Kolesnikov, A. I., Sperl, G., and Lampert, C. H. (2016). icarl: Incremental classifier and representation learning. *2017 IEEE Conference on Computer Vision and Pattern Recognition (CVPR)*, pages 5533–5542.
- Riemer, M., Cases, I., Ajemian, R., Liu, M., Rish, I., Tu, Y., and Tesauro, G. (2018). Learning to learn without forgetting by maximizing transfer and minimizing interference. In *International Conference on Learning Representations*.

- Ring, M. B. et al. (1994). Continual learning in reinforcement environments.
- Rolnick, D., Ahuja, A., Schwarz, J., Lillicrap, T. P., and Wayne, G. (2018). Experience replay for continual learning. *arXiv preprint arXiv:1811.11682*.
- Rosenbaum, C., Klinger, T., and Riemer, M. (2018). Routing networks: Adaptive selection of non-linear functions for multi-task learning. In *ICLR*.
- Rusu, A. A., Rabinowitz, N. C., Desjardins, G., Soyer, H., Kirkpatrick, J., Kavukcuoglu, K., Pascanu, R., and Hadsell, R. (2016). Progressive neural networks. *arXiv preprint arXiv:1606.04671*.
- Shin, H., Lee, J. K., Kim, J., and Kim, J. (2017). Continual learning with deep generative replay. In *Advances in Neural Information Processing Systems*, pages 2990–2999.
- Szegedy, C., Vanhoucke, V., Ioffe, S., Shlens, J., and Wojna, Z. (2016). Rethinking the inception architecture for computer vision. In *Proceedings of the IEEE conference on computer vision and pattern recognition*, pages 2818–2826.
- Thrun, S. (1995). A lifelong learning perspective for mobile robot control. In *Intelligent robots and systems*, pages 201–214. Elsevier.
- Titsias, M. K., Schwarz, J., Matthews, A. G. d. G., Pascanu, R., and Teh, Y. W. (2019). Functional regularisation for continual learning using gaussian processes. *arXiv preprint arXiv:1901.11356*.
- Toneva, M., Sordoni, A., Combes, R. T. d., Trischler, A., Bengio, Y., and Gordon, G. J. (2018). An empirical study of example forgetting during deep neural network learning. *arXiv preprint arXiv:1812.05159*.
- Veniat, T., Denoyer, L., and Ranzato, M. (2021). Efficient continual learning with modular networks and task-driven priors. In *ICLR*.
- Wallingford, M., Kusupati, A., Alizadeh-Vahid, K., Walsman, A., Kembhavi, A., and Farhadi, A. (2020). In the wild: From ml models to pragmatic ml systems. *ArXiv*, abs/2007.02519.
- Wortsman, M., Ramanujan, V., Liu, R., Kembhavi, A., Rastegari, M., Yosinski, J., and Farhadi, A. (2020). Supermasks in superposition. *ArXiv*, abs/2006.14769.
- Xu, J. and Zhu, Z. (2018). Reinforced continual learning. In *arXiv preprint arXiv:1805.12369v1*.
- Zagoruyko, S. and Komodakis, N. (2016). Wide residual networks. In *British Machine Vision Conference 2016*. British Machine Vision Association.
- Zenke, F., Poole, B., and Ganguli, S. (2017). Continual learning through synaptic intelligence. In *Proceedings of the 34th International Conference on Machine Learning-Volume 70*, pages 3987–3995. JMLR.
- Zou, D., Cao, Y., Zhou, D., and Gu, Q. (2020). Gradient descent optimizes over-parameterized deep relu networks. *Machine Learning*, 109(3):467–492.

Supplementary Material

1 EXPERIMENTAL SETUP DETAILS

In this section, we discuss our experimental setup, including the design choices for benchmarks, architectures, and hyper-parameters.

1.1 Design Choices

Benchmarks

We have chosen the rotated MNIST benchmark since it is a common benchmark in the research literature and, unlike the permuted MNIST, has a meaningful shift across tasks. The number of 5 tasks on MNIST is also typical in the literature (Farajtabar et al., 2020; Mirzadeh et al., 2020). While the rotation of 10 degrees per task is more common in the literature, we have increased the rotation to 22.5 degrees per task make the benchmark more difficult and the performance gap between different models become more visible (Mirzadeh et al., 2021).

While the rotated MNIST benchmark is task-incremental, we have chosen the split CIFAR-100, which is a common class-incremental benchmark in the literature. Moreover, the split CIFAR-100 has 20 tasks, which helps support our arguments when the number of tasks increases. Our goal was to show our results in various setups such as task versus class incremental, small versus large number of tasks, and single-head versus multi-head learning.

Architectures

On the MNIST benchmark, MLP is a popular architecture in the literature (Wortsman et al., 2020; Kirkpatrick et al., 2017). However, on the split CIFAR-100, ResNet-18 is a more popular choice (Chaudhry et al., 2019; Mirzadeh et al., 2021). However, WideResNets (WRN) have two essential properties that are more suitable for this study: first, they share similar architectural properties with ResNets (e.g., skip-connections, batch normalization layers, etc.), and second, they have the nice property of ease of scaling both width and depth.

1.2 Hyperparameters

For all experiments, we use a grid to ensure that one specific set of hyper-parameters is not favoring a specific model. Moreover, the training regime plays an important role in continual learning performance (Mirzadeh et al., 2020).

1. learning rate: [0.001, 0.01 (MNIST), 0.05 (CIFAR), 0.1]
2. batch size: [16, 32 (CIFAR), 64 (MLP)]
3. SGD momentum: [0.0 (MNIST), 0.8 (CIFAR)]

4. weight decay: [0.0 (MNIST), 0.0001 (CIFAR)]

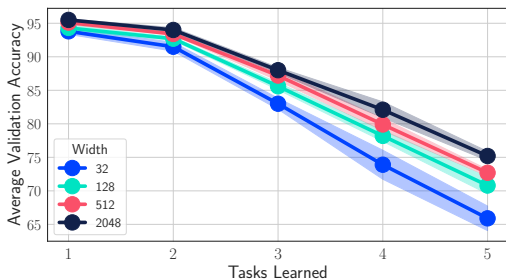
For each set of hyper-parameters, we run the model using 5 different seeds for random initialization of the models. Moreover, to ensure that the specific ordering of tasks in the split CIFAR-100 is not playing a role in the results, we also use 3 additional seeds to shuffle the ordering of tasks.

2 ADDITIONAL RESULTS

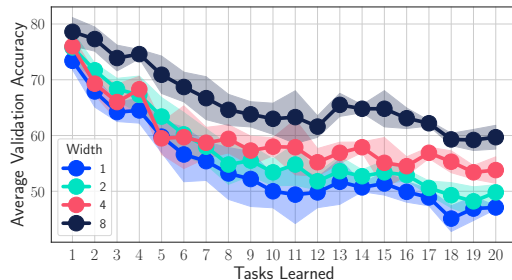
2.1 Evolution of the average accuracy throughout the learning experience

While tables 1 and 2 provide the “final” average accuracy across different widths, it will be interesting to also compare the “evolution” of the average accuracy in throughout of learning experience. Fig. 8a and 8b show this during the learning.

There are a few interesting observations we can make from these results. First, the wider models perform consistently better during the learning experience. Second, the performance gap between wide and thin models is not large initially; however, as learning progresses, the gap increases. Finally, however, it shows that the decrease in the average accuracy due to forgetting still happens for wide models. This points out to our discussion in Sec. 6 that even though increasing width has beneficial effects, it is not the ultimate solution to continual learning. However, it will be interesting to understand the reasons behind these beneficial effects and use them in future works to design better continual learning algorithms, and this is the main objective of this study.



(a) MLP on Rotated MNIST

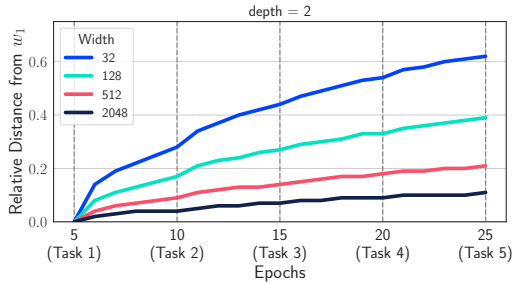


(b) WideResNet on Split CIFAR-100

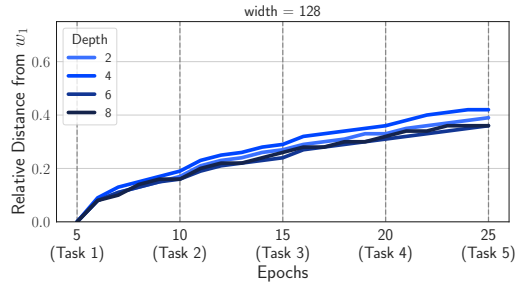
Figure 8: Evolution of the average accuracy during the continual learning experience: while the gap is not initially large, it grows as the number of tasks increases.

2.2 Lazy Training Regime in Deeper Models

In Sec. 4.1, we have discussed the role of parameter changes in the network. In Fig. 3a, we have provided empirical evidence each parameter of wide models changes less during the learning. However, one important argument could be that the norm of parameters increases as the number of parameters increases, and this might be the reason behind the result that the relative distance of wider models is smaller. However, we show in Fig. 9b that this is not the case, and the relative distance for deeper models does change as depth increases. Fig. 9a is similar to Fig. 3a and was put here for the ease comparison.



(a) MLP on Rotated MNIST (different widths)



(b) MLP on Rotated MNIST (different depths)

Figure 9: The distance between w_1^* , solution of task 1, and w_t^* , solution of the t -th task, for $t > 1$ over the course of training. Wider networks remain closer to the solution of the first task, but deeper models do not show the same property.

2.3 Detailed results for other methods

In Fig. 7 of Sec. 5, we have shown the average forgetting and accuracy of the A-GEM and Experience Replay(ER) algorithms to illustrate that the gain due to increasing width also happens in the presence of other popular continual learning algorithms. Tables 5 and 6 show the exact numbers for the mentioned figures, and we can see that by increasing width, the average accuracy increases and average forgetting decreases consistently.

Moreover, we have included the data from tables 1 and 2 for ease of comparison. An interesting observation from these results could be that adding replay buffer or gradient manipulation by the A-GEM algorithm has an additive effect to the gain due to width.

Table 5: Rotated MNIST: the gain due to width for different CL algorithms.

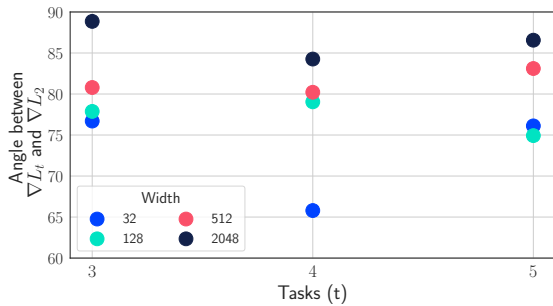
Width	Method	Average Accuracy	Average Forgetting
32	Naive	65.9 \pm 1.00	36.9 \pm 1.27
128	Naive	70.8 \pm 0.68	31.5 \pm 0.92
512	Naive	72.6 \pm 0.27	29.6 \pm 0.36
2048	Naive	75.2 \pm 0.34	26.7 \pm 0.50
32	ER	68.9 \pm 1.08	34.6 \pm 1.29
128	ER	75.6 \pm 0.55	27.7 \pm 0.72
512	ER	77.3 \pm 1.00	25.9 \pm 1.28
2048	ER	78.6 \pm 0.41	24.6 \pm 0.45
32	A-GEM	70.2 \pm 1.50	33.0 \pm 1.91
128	A-GEM	74.1 \pm 0.52	29.6 \pm 0.73
512	A-GEM	76.8 \pm 0.62	26.6 \pm 0.74
2048	A-GEM	78.8 \pm 0.34	24.3 \pm 0.50

Table 6: Split CIFAR-100: the gain due to width for different CL Algorithms.

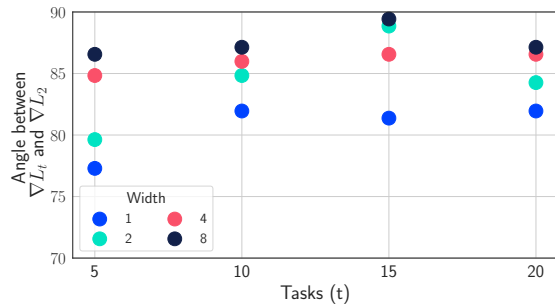
Width	Method	Average Accuracy	Average Forgetting
1	Naive	47.1 \pm 2.60	37.3 \pm 2.62
2	Naive	49.7 \pm 1.51	34.9 \pm 1.72
4	Naive	53.8 \pm 2.74	33.8 \pm 2.16
8	Naive	59.7 \pm 2.33	29.4 \pm 2.52
1	ER	51.6 \pm 1.74	24.7 \pm 0.86
2	ER	57.1 \pm 0.98	23.1 \pm 1.74
4	ER	59.0 \pm 1.10	20.9 \pm 2.45
8	ER	63.8 \pm 0.37	18.8 \pm 0.49
1	A-GEM	54.2 \pm 0.93	21.5 \pm 0.03
2	A-GEM	57.9 \pm 1.32	20.0 \pm 1.11
4	A-GEM	60.6 \pm 0.24	18.4 \pm 0.79
8	A-GEM	62.8 \pm 0.24	17.7 \pm 0.06

2.4 Orthogonality between task 2 and subsequent tasks

To show that our conclusion in Section 4 about orthogonality of gradients holds for the next tasks, in this section, we provide a similar figure to Fig. 5 but for task 2. In Fig. 10, we plot the angle between the gradient vector at the minimum of the second task and that of the subsequent tasks for various width factors. We can see that for wider models, the trend of gradients being orthogonal continues after learning the second task as well.



(a) MLP on Rotated MNIST



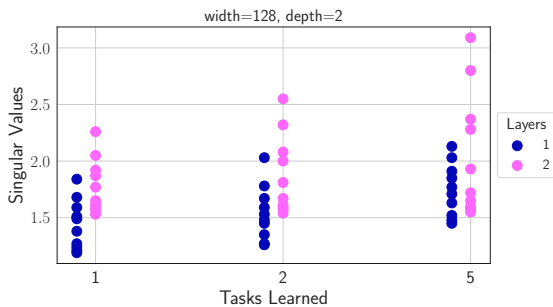
(b) WideResNet on Split CIFAR-100

Figure 10: The degree between the gradients of task 2 and the gradients of subsequent tasks

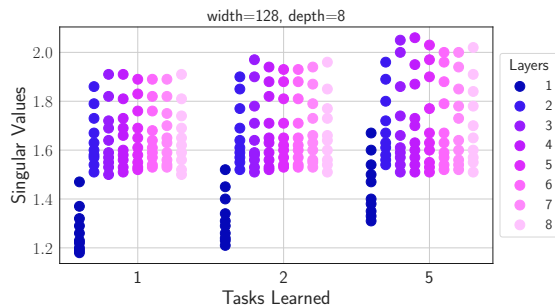
2.5 Singular values of deeper models

In Eq. (5) of Sec. 4.4, we have discussed that one condition that impacts our analysis, is the singular values of all intermediate layers. Fig. 11a shows the singular values for our shallowest model with depth of 2, and Fig. 11b shows the values for the deepest model. We can see that the top singular values are all greater than 1.

We note that to make the figures easier to read, we show the top-10 singular values at the end of tasks 1, 2, and 5.



(a) Rotated MNIST: depth = 2



(b) Rotated MNIST: depth = 8

Figure 11: Top-10 singular values of each layer during the learning: top singular values are larger than 1.