

Analytical bounds on the heat transport in internally heated convection

Anuj Kumar^{1†}, Ali Arslan^{2‡}, Giovanni Fantuzzi², John Craske³ and Andrew Wynn²

¹Department of Applied Mathematics, University of California, Santa Cruz, CA 95064, USA

²Department of Aeronautics, Imperial College London, SW7 2AZ, UK

³Department of Civil and Environmental Engineering, Imperial College London, SW7 2AZ, UK

(Received xx; revised xx; accepted xx)

We obtain an analytical bound on the mean vertical convective heat flux $\langle wT \rangle$ between two parallel boundaries driven by uniform internal heating. We consider two configurations, one with both boundaries held at the same constant temperature, and the other one with a top boundary held at constant temperature and a perfectly insulating bottom boundary. For the first configuration, Arslan *et al.* (*J. Fluid Mech.* 919:A15, 2021) recently provided numerical evidence that Rayleigh-number-dependent corrections to the only known rigorous bound $\langle wT \rangle \leq 1/2$ may be provable if the classical background method is augmented with a minimum principle stating that the fluid's temperature is no smaller than that of the top boundary. Here, we confirm this fact rigorously for both configurations by proving bounds on $\langle wT \rangle$ that approach $1/2$ exponentially from below as the Rayleigh number is increased. The key to obtaining these bounds are inner boundary layers in the background fields with a particular inverse-power scaling, which can be controlled in the spectral constraint using Hardy and Rellich inequalities. These allow for qualitative improvements in the analysis not available to standard constructions.

Key words: Turbulent convection, variational methods

1. Introduction

Convection driven by buoyancy is abundant in geophysical and astrophysical flows, from atmospheric convection driving ocean currents to solar convection transporting heat in stars. The prototypical setup for studying these flows is that of Rayleigh–Bénard convection, where flow in a layer of fluid is driven by the temperature differential across the boundaries. In reality, convection in many natural or engineering situations is at least partially driven by an internal heating source. Examples include convection in the Earth's mantle due to radiogenic heat (Davies & Richards 1992; Schubert *et al.* 2001; Mulyukova & Bercovici 2020), convection in radiative planet atmospheres (Seager 2010; Pierrehumbert 2010; Guervilly *et al.* 2019), and engineering flows where exothermic chemical or nuclear reactions drive the convection (Tran & Dinh 2009). Gaining insights into these physical and practical scenarios requires a thorough understanding of internally heated (IH) convection, and yet studies in this direction are relatively few.

Following the early investigations by Roberts (1967) and Tritton (1975), research

† Email address for correspondence: akumar43@ucsc.edu

‡ Email address for correspondence: a.arslan18@imperial.ac.uk

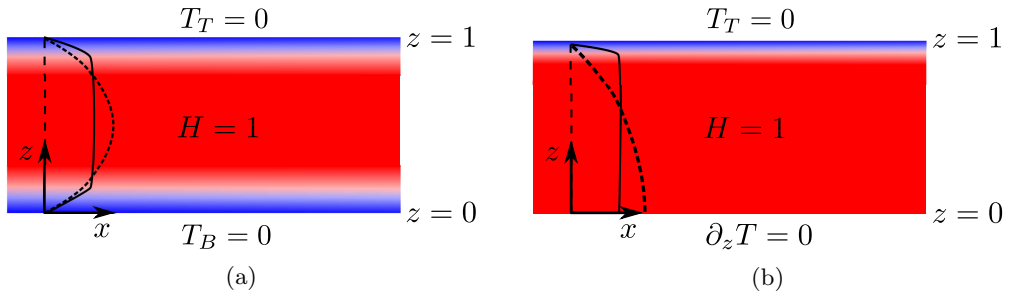


Figure 1: The two configurations considered in this paper. (a) IH1: Isothermal boundaries, (b) IH3: Isothermal top boundary and insulating bottom boundary. In both configurations the heating is uniform, so the non-dimensional thermal source term is $H = 1$. Dashed lines show the temperature profiles in the pure conduction state, while solid lines sketch the temporally- and horizontally-averaged temperature profiles in a typical turbulent state (also shown using the color plot).

into IH convection has recently gained renewed momentum through computational analysis (Goluskin & Spiegel 2012; Goluskin 2015; Goluskin & van der Poel 2016) and experiments (Lepot *et al.* 2018; Bouillaut *et al.* 2019; Limare *et al.* 2019, 2021). However, a comprehensive understanding of flows driven by internal heating is far from complete and the behaviour of such flows in the limiting regime of extreme heating remains unknown.

Here, we probe this regime using rigorous upper bounding theory. Specifically, we bound the mean vertical convective heat flux in two configurations of IH convection, one where the fluid is bounded between horizontal plates held at the same temperature and one where the bottom plate is replaced by a perfect insulator. These two configurations, which we refer to as IH1 and IH3 following the terminology introduced by Goluskin (2016), are illustrated schematically in panels (a) and (b) of figure 1.

The mean vertical convective heat flux $\langle wT \rangle$, where w and T are the nondimensional vertical velocity and temperature and angled brackets denote space-time averages, has a slightly different physical interpretation in the two configurations. For the IH1 case, $\langle wT \rangle$ is related to the asymmetry in the heat fluxes \mathcal{F}_T and \mathcal{F}_B through the top and the bottom boundaries. Specifically, space-time averaging the dimensionless transport equation for temperature (see (2.1c) in §2) multiplied by the wall-normal coordinate z yields

$$\mathcal{F}_T = \frac{1}{2} + \langle wT \rangle, \quad \mathcal{F}_B = \frac{1}{2} - \langle wT \rangle. \quad (1.1)$$

In the purely conductive state, the heat generated inside the domain leaves equally between the two boundaries, hence $\mathcal{F}_T = \mathcal{F}_B = 1/2$. In the convective state, instead, the asymmetry of buoyancy combines with the uniform heat source to create boundary layers with different characteristics near the top and bottom boundaries, as illustrated in figure 1(a). The bottom boundary layer is stably stratified, whereas the top boundary layer is unstably stratified. Convective heat transport ($\langle wT \rangle > 0$) makes the top boundary layer thinner than the bottom one, so in any convective state one has $\mathcal{F}_T > \mathcal{F}_B$. Since the boundary temperature is fixed and the fluid is internally heated, one also expects the boundary flux \mathcal{F}_B to remain non-negative, meaning that heat can escape from the bottom boundary but not enter through it. This fact can be proved rigorously (Goluskin & Spiegel 2012, Appendix A.1; Arslan *et al.* 2021b, Appendix A) and translates into the following upper bounds on the vertical heat transport (Goluskin & Spiegel

2012):

$$\langle wT \rangle \leq \frac{1}{2} \quad \text{in IH1.} \quad (1.2)$$

For the IH3 configuration, instead, the mean vertical flux $\langle wT \rangle$ is related to the difference of the horizontally-averaged temperature between the top \overline{T}_T and the bottom wall \overline{T}_B . Indeed, upon multiplying the dimensionless evolution equation for the temperature (see (2.1c) in §2) with the wall-normal coordinate z and space-time averaging one obtains

$$\langle wT \rangle = \overline{T}_T - \overline{T}_B + \frac{1}{2}. \quad (1.3)$$

The isothermal boundary condition implies that the temperature T_T at the top boundary is in fact constant, so $\overline{T}_T = T_T$, and we take it be zero without loss of generality in our nondimensionalization. Since the nondimensional internal heating rate is positive, one expects the mean bottom temperature \overline{T}_B to be non-negative. As before, this fact can be proved rigorously and results in the upper bound (Goluskin 2016, Chapter 1)

$$\langle wT \rangle \leq \frac{1}{2} \quad \text{in IH3.} \quad (1.4)$$

For the IH1 configuration, Arslan *et al.* (2021b) recently proved that $\langle wT \rangle \leq 2^{-21/5} R^{1/5}$, where R is a nondimensional parameter that measures the strength of the internal heating and may be interpreted as a Rayleigh number. This result, which is independent of the Prandtl number Pr , fails to improve the uniform bound in (1.2) for $R > 2^{16} = 65536$. However, numerical evidence by the same authors suggests that an upper bound on $\langle wT \rangle$ approaching $1/2$ from below monotonically as R is increased may be provable when the background method by Doering & Constantin (Doering & Constantin 1992, 1994, 1996; Constantin & Doering 1995) is augmented with a minimum principle stating that the fluid's temperature cannot be smaller than that at the top boundary. Unfortunately, they also provided a rather tantalizing proof that such a bound cannot be obtained using typical analytical constructions.

In this paper we overcome this barrier and show that R -dependent bounds on $\langle wT \rangle$ strictly smaller than $1/2$ can be obtained analytically not only in the IH1 case, but also for the IH3 configuration. Precisely, we prove that

$$\langle wT \rangle \leq \frac{1}{2} - c_1 R^{\frac{1}{5}} \exp\left(-c_2 R^{\frac{3}{5}}\right) \quad \text{in IH1,} \quad (1.5a)$$

$$\langle wT \rangle \leq \frac{1}{2} - \frac{c_3}{R^{\frac{1}{5}}} \exp\left(-c_4 R^{\frac{3}{5}}\right) \quad \text{in IH3,} \quad (1.5b)$$

where c_1, c_2, c_3 and c_4 are constants (independent of both R and Pr). To establish these results, we formulate a bounding principle for $\langle wT \rangle$ using the auxiliary functional method (Chernyshenko *et al.* 2014; Fantuzzi *et al.* 2016; Tobiasco *et al.* 2018; Chernyshenko 2017). This method is a generalization of the background method of Doering and Constantin, which has successfully been applied to several fluid dynamical problems (Doering & Constantin 1992; Constantin & Doering 1995; Doering & Constantin 1996; Caulfield & Kerswell 2001; Tang *et al.* 2004; Whitehead & Doering 2011b; Goluskin & Doering 2016; Fantuzzi *et al.* 2018; Fantuzzi 2018; Kumar & Garaud 2020; Kumar 2020; Fan *et al.* 2021; Arslan *et al.* 2021a,b; Kumar 2021). The auxiliary functional method, as implemented in this paper, also has an equivalent formulation using the background method.

The novelty aspects in our arguments are the use of a background temperature field with a lower boundary layer growing as z^{-1} , motivated by the numerical results

by Arslan *et al.* (2021*b*), and the application of Hardy inequalities (IH1) and Rellich inequalities (IH3). Such inequalities have already been employed to prove bounds on convective flows at infinite Prandtl number (Doering *et al.* 2006; Whitehead & Doering 2011*a*) but, to the best of our knowledge, their use at finite Prandtl number is new.

The rest of this work is organized as follows. We start by describing the problem setup in §2. In §3, we apply the auxiliary function method formulate upper bounding principles for $\langle wT \rangle$ in both IH1 and IH3 configurations. We then prove the upper bound (1.5*a*) in §4 and the upper bound (1.5*b*) in §5. Finally, §6, discusses our method of proof, compares our results with available phenomenological theories, and offers concluding remarks.

2. Problem setup

We consider the flow of a Newtonian fluid of density ρ , viscosity ν and thermal diffusivity κ driven by buoyancy forces resulting from internal heating. The fluid is confined between two horizontal no-slip plates with a gap of width d and the heat is produced at a constant volumetric rate of H^*/c_p , where c_p is the fluid's heat capacity. We consider the two configurations sketched in figure 1, one where both plates are kept a constant temperature T_0^* (IH1) and one where the top plate is kept at a constant temperature T_0^* while the bottom plate is insulating (IH3).

We assume that the fluid properties are a weak function of the temperature and use the Navier–Stokes equations under the Boussinesq approximation to model the problem. Various justifications have been put forward for the Boussinesq approximation; see, for example, Spiegel & Veronis (1960) and Rajagopal *et al.* (1996). In their non-dimensional form, the governing equations are

$$\nabla \cdot \mathbf{u} = 0, \quad (2.1a)$$

$$\partial_t \mathbf{u} + \mathbf{u} \cdot \nabla \mathbf{u} + \nabla p = Pr \nabla^2 \mathbf{u} + Pr R T e_z, \quad (2.1b)$$

$$\partial_t T + \mathbf{u} \cdot \nabla T = \nabla^2 T + 1, \quad (2.1c)$$

where we have used the following non-dimensionalization for the variables:

$$\mathbf{x} = \frac{\mathbf{x}^*}{d}, \quad t = \frac{t^*}{d^2/\kappa}, \quad \mathbf{u} = \frac{\mathbf{u}^*}{\kappa/d}, \quad p = \frac{p^* - p_0}{\rho \kappa^2/d^2}, \quad T = \frac{T^* - T_0^*}{d^2 H/\kappa}. \quad (2.2)$$

Here, \mathbf{x} , t , \mathbf{u} , p and T denote the non-dimensional position, time, velocity, pressure and temperature, respectively, whereas p_0 is the dimensional hydrostatic ambient pressure. The quantities with a star in superscript are dimensional. The non-dimensional governing parameters of the flow are the Prandtl number and the Rayleigh number, given by

$$Pr = \frac{\nu}{\kappa} \quad \text{and} \quad R = \frac{g \alpha d^5 H}{\nu \kappa}, \quad (2.3)$$

where α is the coefficient of thermal expansion.

We use the Cartesian coordinates $\mathbf{x} = (x, y, z)$ and place the origin of the coordinate system at the bottom plate. The z -direction points vertically upward and the x and y directions are horizontal. In this coordinate system, we write the velocity vector as $\mathbf{u} = (u, v, w)$ where u , v and w are the velocity components in the x , y and z directions respectively. In this coordinate system, the boundary conditions at the top and bottom plates for velocity and temperature can be written as

$$\mathbf{u}(x, y, 0, t) = \mathbf{u}(x, y, 1, t) = \mathbf{0}, \quad (2.4a)$$

$$T(x, y, 0, t) = T(x, y, 1, t) = 0 \quad \text{for IH1}, \quad (2.4b)$$

$$\partial_z T(x, y, 0, t) = T(x, y, 1, t) = 0 \quad \text{for IH3}. \quad (2.4c)$$

We further assume that the fluid layer is periodic in the horizontal directions x and y with length L_x and L_y , meaning that the domain of interest is $\Omega = \mathbb{T}_{[0,L_x]} \times \mathbb{T}_{[0,L_y]} \times [0,1]$.

Throughout the paper, spatial averages, long-time horizontal averages and long-time volume averages will be denoted, respectively, by

$$\overline{[\cdot]} = \frac{1}{L_x L_y} \int_0^1 \int_0^{L_y} \int_0^{L_x} [\cdot] \, dx dy dz, \quad (2.5a)$$

$$\overline{[\cdot]} = \lim_{\tau \rightarrow \infty} \frac{1}{\tau L_x L_y} \int_0^\tau \int_0^{L_y} \int_0^{L_x} [\cdot] \, dx dy dt, \quad (2.5b)$$

$$\langle [\cdot] \rangle = \lim_{\tau \rightarrow \infty} \frac{1}{\tau} \int_0^\tau \overline{[\cdot]} \, dt. \quad (2.5c)$$

3. The auxiliary functional method

A bound on the mean vertical heat flux can be derived using the auxiliary function method. The formulation of the method given here is very similar to the one given by [Arslan et al. \(2021b\)](#) for isothermal boundaries, but we repeat it to make the paper self-contained and highlight the changes required when the lower boundary is insulating.

Let $\mathcal{V}\{\mathbf{u}, T\}$ be a functional that is uniformly bounded in time along solutions $\mathbf{u}(t)$ and $T(t)$ of the governing equations (2.1a-c). Further, let $\mathcal{L}\{\mathbf{u}, T\}$ be the Lie derivative of $\mathcal{V}\{\mathbf{u}, T\}$, meaning a functional such that

$$\mathcal{L}\{\mathbf{u}(t), T(t)\} = \frac{d}{dt} \mathcal{V}\{\mathbf{u}(t), T(t)\} \quad (3.1)$$

when $\mathbf{u}(t)$ and $T(t)$ solve the governing equations. Then, a simple calculation shows that the long-time average of $\mathcal{L}\{\mathbf{u}(t), T(t)\}$ vanishes and we can rewrite the mean vertical heat flux as

$$\begin{aligned} \langle wT \rangle &= \lim_{\tau \rightarrow \infty} \frac{1}{\tau} \int_0^\tau \left[\int_\Omega wT \, d\mathbf{x} + \mathcal{L}\{\mathbf{u}(t), T(t)\} \right] dt, \\ &= B + \lim_{\tau \rightarrow \infty} \frac{1}{\tau} \int_0^\tau \left[\int_\Omega wT \, d\mathbf{x} + \mathcal{L}\{\mathbf{u}(t), T(t)\} - B \right] dt. \end{aligned} \quad (3.2)$$

If the functional \mathcal{V} can be chosen such that

$$\mathcal{S}^*\{\mathbf{u}, T\} := \int_\Omega wT \, d\mathbf{x} + \mathcal{L}\{\mathbf{u}, T\} - B \leq 0 \quad (3.3)$$

for any solution of the governing equations, then it follows that $\langle wT \rangle \leq B$. Of course, it is intractable to impose (3.3) only over the set of solutions of the governing equation, because they are not known explicitly. However, to obtain a (possibly conservative) bound it suffices to enforce the stronger condition that (3.3) holds for all pairs of divergence-free velocity fields \mathbf{u} and temperature fields T that satisfy the boundary conditions (2.4a-c).

Following [Arslan et al. \(2021b\)](#), we choose the functional \mathcal{V} to be

$$\mathcal{V}\{\mathbf{u}, T\} = \int_\Omega \left[\frac{a}{2PrR} |\mathbf{u}|^2 + b|T|^2 - (\psi(z) + z - 1)T \right] d\mathbf{x}. \quad (3.4)$$

Differentiating this functional in time along solutions of the governing equations, followed by standard integrations by parts using the divergence-free and boundary conditions,

yields an expression for $\mathcal{L}\{\mathbf{u}, T\}$ that can be substituted into (3.3) to obtain

$$\begin{aligned} \mathcal{S}^*\{\mathbf{u}, T\} = \int_{\Omega} \left[\frac{a}{R} |\nabla \mathbf{u}|^2 + b |\nabla T|^2 - (a - \psi') w T + (bz - \psi') \frac{\partial T}{\partial z} + \psi \right] d\mathbf{x} \\ + T(0) - T(1) + \psi(1) \left. \frac{\partial T}{\partial z} \right|_{z=1} - (\psi(0) - 1) \left. \frac{\partial T}{\partial z} \right|_{z=0} + B - \frac{1}{2} \geq 0. \end{aligned} \quad (3.5)$$

This inequality needs to be satisfied for all \mathbf{u} and T satisfying (2.1a), (2.4a) and either (2.4b) for IH1 or (2.4c) for IH3.

A crucial improvement to the best upper bound B implied by (3.5) can be achieved by imposing the minimum principle, which says that $T \geq 0$ at all times if it is so initially, and that any negative component decays exponentially quickly (Arslan *et al.* 2021b). We may therefore restrict the attention to nonnegative temperature fields, thereby relaxing inequality (3.5). As explained by Arslan *et al.* (2021b), the constraint can be enforced with the help of a nondecreasing Lagrange multiplier function $q(z)$ by adding the term

$$\int_{\Omega} q'(z) T d\mathbf{x} \quad (3.6)$$

to the right-hand side of (3.5). Integrating by parts and rearranging leads to the weaker constraint

$$\mathcal{S}\{\mathbf{u}, T\} := \mathcal{S}^*\{\mathbf{u}, T\} + \int_{\Omega} q(z) \frac{\partial T}{\partial z} d\mathbf{x} + q(0)T(0) - q(1)T(1) \geq 0, \quad (3.7)$$

and the best upper bound on $\langle wT \rangle$ implied by this inequality is

$$\langle wT \rangle \leq \inf_{B, \psi(z), q(z), a, b} \left\{ B : \begin{array}{l} q(z) \text{ non-decreasing,} \\ \mathcal{S}\{\mathbf{u}, T\} \geq 0 \quad \forall (\mathbf{u}, T) \text{ satisfying (2.1a) and (2.4)} \end{array} \right\}. \quad (3.8)$$

Moreover, since no derivatives of the Lagrange multiplier $q(z)$ appear in inequality (3.7), one can perform the optimization over nondecreasing Lagrange multipliers that are not necessarily differentiable everywhere and may even be discontinuous. A rigorous justification of this statement is given by Arslan *et al.* (2021b).

To prove an explicit rigorous bound on $\langle wT \rangle$, it is convenient to replace inequality (3.7) with a stronger condition that is more amenable to analytical treatment. To achieve this, we introduce the following Fourier series decomposition of the variables in the x and y directions:

$$\begin{bmatrix} \mathbf{u}(\mathbf{x}) \\ T(\mathbf{x}) \end{bmatrix} = \sum_{\mathbf{k} \in K} \begin{bmatrix} \hat{\mathbf{u}}_{\mathbf{k}}(z) \\ \hat{T}_{\mathbf{k}}(z) \end{bmatrix} e^{ik_x x + ik_y y}, \quad (3.9)$$

where

$$K \equiv \left\{ (k_x, k_y) = \left(\frac{2m\pi}{L_x}, \frac{2n\pi}{L_y} \right) \mid (m, n) \in \mathbb{Z}^2 \right\}. \quad (3.10)$$

Since \mathbf{u} and T in (3.9) are real-valued, the Fourier expansion coefficients satisfy $\hat{w}_{\mathbf{k}}^* = \hat{w}_{-\mathbf{k}}$ and $\hat{T}_{\mathbf{k}}^* = \hat{T}_{-\mathbf{k}}$ for all $\mathbf{k} \in K$, subject to the boundary conditions

$$\hat{w}_{\mathbf{k}}(0) = \hat{w}'_{\mathbf{k}}(0) = \hat{w}_{\mathbf{k}}(1) = \hat{w}'_{\mathbf{k}}(1) = 0, \quad (3.11a)$$

$$\hat{T}_{\mathbf{k}}(0) = \hat{T}_{\mathbf{k}}(1) = 0, \quad \text{IH1}, \quad (3.11b)$$

$$\hat{T}'_{\mathbf{k}}(0) = \hat{T}'_{\mathbf{k}}(1) = 0, \quad \text{IH3}. \quad (3.11c)$$

Substituting (3.9) in (3.7), using the incompressibility condition on \mathbf{u} , applying the inequality of arithmetic and geometric means (AM–GM inequality), and dropping positive terms in $\hat{u}_{\mathbf{k}}$ and $\hat{v}_{\mathbf{k}}$, we can estimate

$$\mathcal{S}\{\mathbf{u}, T\} \geq \mathcal{S}_0\{\hat{T}_0\} + \sum_{\mathbf{k} \neq 0} \mathcal{S}_{\mathbf{k}}\{\hat{w}_{\mathbf{k}}, \hat{T}_{\mathbf{k}}\}, \quad (3.12)$$

where

$$\begin{aligned} \mathcal{S}_0\{\hat{T}_0\} := & \int_0^1 \left[b|\hat{T}'_0|^2 + (bz - \psi' + q)\hat{T}'_0 + \psi \right] dz + (q(0) + 1)\hat{T}_0(0) \\ & - (q(1) + 1)\hat{T}_0(1) + \psi(1)\hat{T}'_0(1) - (\psi(0) - 1)\hat{T}'_0(0) + B - \frac{1}{2}, \end{aligned} \quad (3.13)$$

and

$$\begin{aligned} \mathcal{S}_{\mathbf{k}}\{\hat{w}_{\mathbf{k}}, \hat{T}_{\mathbf{k}}\} := & \int_0^1 \left[\frac{a}{R} \left(\frac{1}{k^2} |\hat{w}''_{\mathbf{k}}|^2 + 2|\hat{w}'_{\mathbf{k}}|^2 + k^2 |\hat{w}_{\mathbf{k}}|^2 \right) \right. \\ & \left. + b|\hat{T}'_{\mathbf{k}}|^2 + bk^2 |\hat{T}_{\mathbf{k}}|^2 - (a - \psi') \hat{w}_{\mathbf{k}} \hat{T}_{\mathbf{k}}^* \right] dz. \end{aligned} \quad (3.14)$$

In the last expression, $k = \sqrt{k_x^2 + k_y^2}$.

To establish inequality (3.7), therefore, it suffices to check the nonnegativity of the right-hand side of (3.12). As all the different Fourier modes $\hat{w}_{\mathbf{k}}$ and $\hat{T}_{\mathbf{k}}$ can be chosen independently, this requires $\mathcal{S}_{\mathbf{k}}\{\hat{w}_{\mathbf{k}}, \hat{T}_{\mathbf{k}}\} + \mathcal{S}_{-\mathbf{k}}\{\hat{w}_{-\mathbf{k}}, \hat{T}_{-\mathbf{k}}\} \geq 0$ for all wavevectors $\mathbf{k} \in K$, which in turn holds true if and only if $\mathcal{S}_{\mathbf{k}}\{\text{Re}\{\hat{w}_{\mathbf{k}}\}, \text{Re}\{\hat{T}_{\mathbf{k}}\}\} \geq 0$ and $\mathcal{S}_{\mathbf{k}}\{\text{Im}\{\hat{w}_{\mathbf{k}}\}, \text{Im}\{\hat{T}_{\mathbf{k}}\}\} \geq 0$ for all wavevectors $\mathbf{k} \in K$. This, combined with the fact that the real and imaginary parts of $\hat{w}_{\mathbf{k}}$ and $\hat{T}_{\mathbf{k}}$ can be chosen independently, implies that we may take $\hat{w}_{\mathbf{k}}$ and $\hat{T}_{\mathbf{k}}$ to be real-valued without loss of generality and impose

$$\mathcal{S}_0\{\hat{T}_0\} \geq 0, \quad (3.15a)$$

$$\mathcal{S}_{\mathbf{k}}\{\hat{w}_{\mathbf{k}}, \hat{T}_{\mathbf{k}}\} \geq 0 \quad \forall \mathbf{k} \in K, \mathbf{k} \neq 0. \quad (3.15b)$$

From the nonnegativity condition on $\mathcal{S}_0\{\hat{T}_0\}$, it is possible to extract the bound B explicitly. First of all, the nonnegativity of $\mathcal{S}_0\{\hat{T}_0\}$ requires

$$\psi(0) = 1, \quad \psi(1) = 0 \quad \text{for IH1}, \quad (3.16a)$$

$$q(0) = -1, \quad \psi(1) = 0 \quad \text{for IH3}, \quad (3.16b)$$

otherwise it is possible to choose a profile $\hat{T}_0(z)$ that is non-zero only near the boundaries and for which $\mathcal{S}_0\{\hat{T}_0\} \leq 0$. With these simplifications, one can write

$$\begin{aligned} \mathcal{S}_0\{\hat{T}_0\} = & \int_0^1 \left[\sqrt{b}\hat{T}'_0 + \frac{(bz - \psi' + q)}{2\sqrt{b}} \right]^2 dz + B - \frac{1}{4b} \int_0^1 (bz - \psi' + q)^2 dz \\ & + \int_0^1 \psi(z) dz - \frac{1}{2}. \end{aligned} \quad (3.17)$$

Therefore, $\mathcal{S}_0\{\hat{T}_0\}$ is nonnegative if we choose B to cancel the negative and sign-indefinite terms. After gathering (3.8), (3.9), (3.11), (3.15b) and (3.16) we conclude that

$$\langle wT \rangle \leq \inf_{a, b, \psi(z), q(z)} \left\{ \frac{1}{2} + \frac{1}{4b} \int_0^1 (bz - \psi' + q)^2 dz - \int_0^1 \psi(z) dz \right\}, \quad (3.18)$$

provided

$$q(z) \text{ is a nondecreasing function,} \quad (3.19a)$$

$$\psi(0) = 1, \quad \psi(1) = 0 \quad \text{for IH1,} \quad (3.19b)$$

$$q(0) = -1, \quad \psi(1) = 0 \quad \text{for IH3,} \quad (3.19c)$$

$$\mathcal{S}_{\mathbf{k}}\{\hat{w}_{\mathbf{k}}, \hat{T}_{\mathbf{k}}\} \geq 0 \quad \forall \hat{w}_{\mathbf{k}}, \hat{T}_{\mathbf{k}} : (3.11), \forall \mathbf{k} \neq \mathbf{0} \quad (3.19d)$$

Explicit constructions for which the right-hand side of (3.18) is strictly less than $1/2$ at all Rayleigh numbers are given in §4 and §5 for the IH1 and IH3 configurations, respectively. First, however, we summarize our proof strategy to explain the intuition behind our constructions. From (3.18), we see that the competition between the second term (which is always positive) and the third term will decide if $\langle wT \rangle$ can be less than $1/2$ as long as we are able to enforce that $\mathcal{S}_{\mathbf{k}}\{\hat{w}_{\mathbf{k}}, \hat{T}_{\mathbf{k}}\} \geq 0$. For previous studies using the background method, the standard approach has been to choose a profile $\psi(z)$ that is linear in boundary layers near the walls, whereas in the bulk region $\psi(z)$ is chosen such that the sign indefinite term in $\mathcal{S}_{\mathbf{k}}$ is zero. Unfortunately, in the present case, for a profile of $\psi(z)$ which is linear in the boundary layers, we are unable to show that the magnitude of the second term in (3.18) is smaller than the third term unless we violate the constraint (3.15b). However, if we use a z^{-1} profile in $\psi(z)$ in the outer layer of a two-layer lower boundary layer—a choice inspired by numerical computation from Arslan *et al.* (2021b)—we gain an extra factor of a logarithm in the integral of ψ . This makes it possible to show that sum of second and third term in (3.18) is negative without violating $\mathcal{S}_{\mathbf{k}}\{\hat{w}_{\mathbf{k}}, \hat{T}_{\mathbf{k}}\} \geq 0$. This observation relies on the application of the following Hardy and Rellich inequalities, proofs of which are provided for completeness in Appendix A.

LEMMA 1 (HARDY INEQUALITY). *Let $f : [0, \infty) \rightarrow \mathbb{R}$ be a function such that $f, f' \in L^2(0, \infty)$ and such that $f(0) = 0$. Then, for any $\epsilon > 0$ and any $\alpha \geq 0$,*

$$\int_0^\alpha \frac{|f|^2}{(z + \epsilon)^2} dz \leq 4 \int_0^\alpha |f'|^2 dz. \quad (3.20)$$

LEMMA 2 (RELLICH INEQUALITY). *Let $f : [0, \infty) \rightarrow \mathbb{R}$ be function such that $f, f', f'' \in L^2(0, \infty)$ and such that $f(0) = f'(0) = 0$. Then, for any $\epsilon > 0$ and any $\alpha \geq 0$,*

$$\int_0^\alpha \frac{|f|^2}{(z + \epsilon)^4} dz \leq \frac{16}{9} \int_0^\alpha |f''|^2 dz. \quad (3.21)$$

We now present detailed proofs of the main results. Our emphasis is on the steps necessary to obtain an R -dependent bound on $\langle wT \rangle$, and we do not attempt to optimize the constants appearing in our estimates.

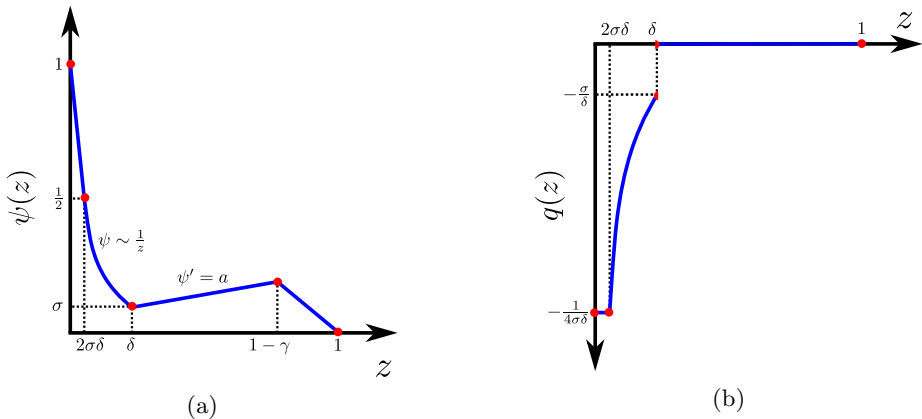


Figure 2: Sketch of the functions $\psi(z)$ and $q(z)$ from (4.1), used to obtain a bound on the heat flux $\langle wT \rangle$ in the IH1 configuration.

4. Bound on heat flux in IH1 configuration

To prove the bound in (1.5a), we start by setting

$$\psi(z) = \begin{cases} 1 - \frac{z}{4\sigma\delta} & 0 \leq z \leq 2\sigma\delta, \\ \frac{\sigma\delta}{z} & 2\sigma\delta \leq z \leq \delta, \\ \sigma + a(z - \delta) & \delta \leq z \leq 1 - \gamma, \\ (1 - z) \frac{\sigma + a(1 - \gamma - \delta)}{\gamma} & 1 - \gamma \leq z \leq 1, \end{cases} \quad q(z) = \begin{cases} -\frac{1}{4\sigma\delta} & 0 \leq z \leq 2\sigma\delta, \\ -\frac{\sigma\delta}{z^2} & 2\sigma\delta \leq z \leq \delta, \\ 0 & \delta \leq z \leq 1. \end{cases} \quad (4.1)$$

These functions are sketched in figure 2. In the definition of ψ , the parameter δ denotes the thickness of the boundary layer near the bottom plate. The parameter σ is the value of ψ taken at the edge of lower boundary layer ($z = \delta$). The lower boundary layer itself is divided into two parts, an inner sublayer where ψ is linear and an outer sublayer where $\psi \sim z^{-1}$. These sublayers meet at an intermediate point ($z = 2\sigma\delta$) where both the value and slope of ψ are equal. The inverse- z scaling of ψ in the outer part of the lower boundary layer is one of the key ingredients in proving (1.5a). The linear inner sublayer, instead, is used to satisfy the boundary condition $\psi(0) = 1$ from (3.19b). In the bulk of the layer ($\delta \leq z \leq 1 - \gamma$) we have $\psi' = a$, so the indefinite sign term in (3.14) is zero. Thus, we only need to control the indefinite sign term in the boundary layers. The parameter γ is the thickness of the boundary layer near the upper boundary in which the profile of ψ is linear.

The sole purpose behind the choice of the function $q(z)$ is to ensure $\psi' - q = 0$ in the lower boundary layer, thereby making the positive contribution from the second term in the bound (3.18) small in this layer. All parameters are taken to satisfy

$$a, b, \sigma, \delta, \gamma \leq 1 \quad (4.2)$$

and this assumption will be implicit in the proof below.

The goal now is to adjust the free parameters a, b, σ, δ and γ such that the spectral constraint (3.19d) is satisfied and, at the same time, the bound (3.18) is as small as

possible. We begin by estimating from above the second term in the bound (3.18):

$$\begin{aligned}
\frac{1}{4b} \int_0^1 (bz - \psi' + q)^2 dz &\leq \frac{1}{2b} \int_0^1 b^2 z^2 dz + \frac{1}{2b} \|\psi'(z) - q(z)\|_2^2 \\
&= \frac{b}{6} + \frac{1}{2b} \int_\delta^1 |\psi'(z) - q(z)|^2 dz \\
&\leq \frac{b}{6} + \frac{1}{b} \int_\delta^1 |\psi'(z)|^2 dz + \frac{1}{b} \int_\delta^1 |q(z)|^2 dz \\
&\leq \frac{b}{6} + \frac{(\sigma + a)^2}{b\gamma} + \frac{a^2}{b} \\
&\leq \frac{b}{6} + \frac{2(\sigma + a)^2}{b\gamma}.
\end{aligned} \tag{4.3}$$

Next, we estimate from below the last term in the bound (3.18):

$$\begin{aligned}
\int_0^1 \psi dz &= \frac{3\sigma\delta}{2} - \sigma\delta \log(2\sigma) + \frac{(2\sigma + a(1 - \gamma - \delta))}{2} + \frac{(\sigma + a(1 - \gamma - \delta))\gamma}{2} \\
&\geq -\sigma\delta \log(\sigma).
\end{aligned} \tag{4.4}$$

Combining (4.3) and (4.4) with (3.18), we obtain

$$\langle wT \rangle \leq \frac{1}{2} + \frac{b}{6} + \frac{2(\sigma + a)^2}{b\gamma} + \sigma\delta \log(\sigma). \tag{4.5}$$

Assuming that

$$\frac{b}{6} \leq -\frac{1}{4}\sigma\delta \log(\sigma), \quad \frac{2(\sigma + a)^2}{b\gamma} \leq -\frac{1}{4}\sigma\delta \log(\sigma), \tag{4.6a,b}$$

which will be the case for the choices of a , b , σ , δ , γ made below, the right-hand side of (4.5) can be further estimated from above to obtain

$$\langle wT \rangle \leq \frac{1}{2} + \frac{1}{2}\sigma\delta \log(\sigma). \tag{4.7}$$

We now shift our focus to the constraint (3.19d). Dropping the positive terms proportional to $|\hat{w}_{\mathbf{k}}|^2$, $|\hat{w}_{\mathbf{k}}''|^2$ and $|\hat{T}_{\mathbf{k}}|^2$, it is enough to verify that

$$\tilde{\mathcal{S}}(\hat{w}, \hat{T}) := \int_0^1 \left[\frac{2a}{R} |\hat{w}'|^2 + b |\hat{T}'|^2 - (a - \psi') \hat{w} \hat{T} \right] dz \geq 0. \tag{4.8}$$

Here, \hat{w} and \hat{T} satisfy the boundary conditions

$$\hat{w}(0) = \hat{w}'(0) = \hat{T}(0) = 0, \tag{4.9a}$$

$$\hat{w}(1) = \hat{w}'(1) = \hat{T}(1) = 0, \tag{4.9b}$$

where $\hat{w}'(0) = \hat{w}'(1) = 0$ is a result of the no-slip boundary condition and the incompressibility of the flow field. For brevity, we have dropped \mathbf{k} from the subscript. The positive terms we have dropped could be retained, at the expense of a more complicated algebra, in order to improve various prefactors in the eventual bounds. Since this is not our primary goal and the functional form of the bound one obtains does not change, we work with the stronger constraint (4.8) to ease the presentation.

Substituting the expression of ψ from (4.1) into (4.8) gives

$$\begin{aligned} \tilde{S}(\hat{w}, \hat{T}) &= \int_0^{2\sigma\delta} \left[\frac{2a}{R} |\hat{w}'|^2 + b |\hat{T}'|^2 - \left(a + \frac{1}{4\sigma\delta} \right) \hat{w}\hat{T} \right] dz \\ &+ \int_{2\sigma\delta}^{\delta} \left[\frac{2a}{R} |\hat{w}'|^2 + b |\hat{T}'|^2 - \left(a + \frac{\sigma\delta}{z^2} \right) \hat{w}\hat{T} \right] dz \\ &+ \int_{1-\gamma}^1 \left[\frac{2a}{R} |\hat{w}'|^2 + b |\hat{T}'|^2 - \left(\frac{\sigma + a(1-\delta)}{\gamma} \right) \hat{w}\hat{T} \right] dz. \end{aligned} \quad (4.10)$$

Since $\tilde{S}(\hat{w}, \hat{T}) \geq \tilde{S}(|\hat{w}|, |\hat{T}|)$ with equality when w and T are nonnegative, we shall assume without loss of generality that $\hat{w}, \hat{T} \geq 0$. We further observe that, if

$$8a\delta \leq \sigma, \quad (4.11)$$

then

$$\begin{aligned} \frac{9}{2} \frac{\sigma\delta}{(z + \sigma\delta)^2} &\geq a + \frac{1}{4\sigma\delta} \quad \text{when } 0 \leq z \leq 2\sigma\delta, \\ \frac{9}{2} \frac{\sigma\delta}{(z + \sigma\delta)^2} &\geq a + \frac{\sigma\delta}{z^2} \quad \text{when } 2\sigma\delta \leq z \leq \delta. \end{aligned} \quad (4.12)$$

Assuming that $8a\delta \leq \sigma$, therefore, we can combine the first two terms in (4.10) to conclude

$$\tilde{S}(\hat{w}, \hat{T}) \geq \tilde{S}_B(\hat{w}, \hat{T}) + \tilde{S}_T(\hat{w}, \hat{T}) \quad (4.13)$$

where

$$\tilde{S}_B(\hat{w}, \hat{T}) = \int_0^{\delta} \left[\frac{2a}{R} |\hat{w}'|^2 + b |\hat{T}'|^2 - \frac{9}{2} \frac{\sigma\delta}{(z + \sigma\delta)^2} \hat{w}\hat{T} \right] dz, \quad (4.14a)$$

$$\tilde{S}_T(\hat{w}, \hat{T}) = \int_{1-\gamma}^1 \left[\frac{2a}{R} |\hat{w}'|^2 + b |\hat{T}'|^2 - \frac{(\sigma + a)}{\gamma} \hat{w}\hat{T} \right] dz. \quad (4.14b)$$

Next, we derive conditions that ensure $\tilde{S}_B(\hat{w}, \hat{T})$ and $\tilde{S}_T(\hat{w}, \hat{T})$ are individually nonnegative, thereby implying the nonnegativity of $\tilde{S}(\hat{w}, \hat{T})$.

First, we deal with $\tilde{S}_T(\hat{w}, \hat{T})$. Using the boundary conditions (4.9b) along with the fundamental theorem of calculus and the Cauchy–Schwarz inequality leads to

$$|\hat{w}|^2 \leq (1-z) \int_{1-\gamma}^1 |\hat{w}'|^2 dz, \quad |\hat{T}|^2 \leq (1-z) \int_{1-\gamma}^1 |\hat{T}'|^2 dz. \quad (4.15a,b)$$

Using (4.15a,b) in the expression (4.14b) of \tilde{S}_T , along with the AM–GM inequality, implies that $\tilde{S}_T \geq 0$ if

$$\gamma(\sigma + a) \leq 4\sqrt{\frac{2ab}{R}}. \quad (4.16)$$

A condition for the nonnegativity of $\tilde{S}_B(\hat{w}, \hat{T})$, instead, can be derived using the Hardy inequality given in Lemma 1. First, using the AM–GM inequality, we write

$$\tilde{S}_B(\hat{w}, \hat{T}) \geq \int_0^{\delta} \left[\frac{2a}{R} |\hat{w}'|^2 + b |\hat{T}'|^2 - \frac{9}{4} \frac{\sigma\delta\beta}{(z + \sigma\delta)^2} |\hat{w}|^2 - \frac{9}{4} \frac{\sigma\delta}{(z + \sigma\delta)^2\beta} |\hat{T}|^2 \right] dz \quad (4.17)$$

for some constant $\beta > 0$ to be specified later. Then, we can apply Lemma 1 to estimate

$$\int_0^\delta \frac{|\hat{w}|^2}{(z + \sigma\delta)^2} dz \leq 4 \int_0^\delta |\hat{w}'|^2 dz, \quad \int_0^\delta \frac{|\hat{T}|^2}{(z + \sigma\delta)^2} dz \leq 4 \int_0^\delta |\hat{T}'|^2 dz. \quad (4.17a,b)$$

Using (4.17a,b), (4.17), and choosing

$$\beta = \sqrt{\frac{2a}{bR}}, \quad (4.18)$$

we conclude that $\tilde{S}_B(\hat{w}, \hat{T})$ is nonnegative if

$$\sigma\delta \leq \frac{1}{9} \sqrt{\frac{2ab}{R}}. \quad (4.19)$$

Given (4.16) and (4.19), and the functional forms of (4.6a,b) with respect to the variables, one can show that the bound (4.7) is optimized when a is proportional to σ and δ is proportional to γ . For simplicity, therefore, we take $a = \sigma$ and $\delta = \gamma$; we expect that different choices affect only the value of various prefactors appearing in the final bound, but not its functional form or the powers of R . With these additional simplifications, the constraints (4.16), (4.19) and (4.6a,b) are satisfied if we take

$$a = \sigma = \exp\left(-2^{\frac{8}{5}} 3^{\frac{8}{5}} R^{\frac{3}{5}}\right), \quad (4.20a)$$

$$b = 2^{\frac{7}{5}} 3^{\frac{6}{5}} R^{\frac{1}{5}} \exp\left(-2^{\frac{8}{5}} 3^{\frac{8}{5}} R^{\frac{3}{5}}\right), \quad (4.20b)$$

$$\delta = \gamma = 2^{\frac{6}{5}} 3^{-\frac{7}{5}} R^{-\frac{2}{5}}. \quad (4.20c)$$

These choices satisfy the inequalities (4.2) and (4.11) assumed in our derivation provided that $R \geq 2^{\frac{21}{2}} 3^{-\frac{7}{2}} \approx 30.97$. We therefore conclude from (4.7) that

$$\langle wT \rangle \leq \frac{1}{2} - 2^{\frac{7}{5}} 3^{\frac{6}{5}} R^{\frac{1}{5}} \exp\left(-2^{\frac{8}{5}} 3^{\frac{8}{5}} R^{\frac{3}{5}}\right) \quad \forall R \geq 2^{\frac{21}{2}} 3^{-\frac{7}{2}}. \quad (4.21)$$

We end this section with two remarks. First, the scaling of the upper boundary layer thickness given by (4.20c) is stronger (i.e. the boundary layer is thinner) than the scalings $\gamma \sim R^{-1/4}$ and $\gamma \sim R^{-1/3}$ implied by classical (Malkus 1954; Priestley 1954) and ultimate (Spiegel 1963) scaling arguments for Rayleigh-Bérnard convection, respectively (for further details see §3 in Arslan *et al.* 2021b). Second, if instead of using the Hardy inequality in (4.14) we had used the Cauchy-Schwarz and AM-GM inequalities, as we did in the upper boundary layer, then we would have obtained the condition

$$-\frac{9}{2} \sigma\delta \left(\frac{1}{1+\sigma} + \log\left(\frac{\sigma}{1+\sigma}\right) \right) \leq \frac{1}{2} \sqrt{\frac{2ab}{R}}, \quad (4.22)$$

and therefore $\sigma\delta \log \sigma \lesssim \sqrt{ab/R}$. This is worse than condition (4.19) by a factor of $\log \sigma^{-1}$ and, as a result, no bound on $\langle wT \rangle$ strictly smaller than $1/2$ can be obtained beyond a certain Rayleigh number.

5. Bound on heat flux in IH3

We now prove the bound (1.5b) for the IH3 configuration. Similar to the previous section, the key ingredients of the proof are (i) a profile of ψ proportional to $1/z$ near the bottom boundary, and (ii) the use of a nonstandard Rellich inequality.

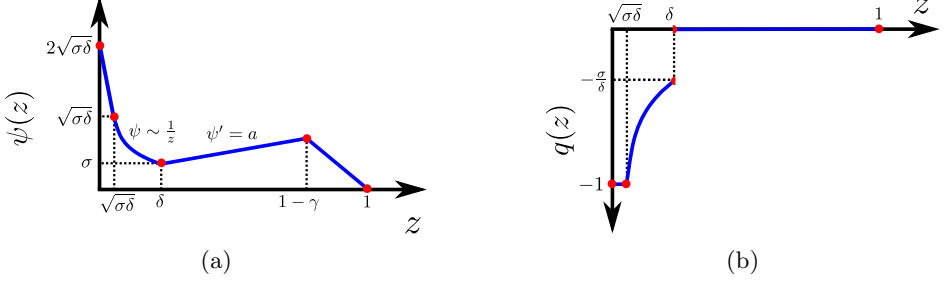


Figure 3: Sketch of the functions $\psi(z)$ and $q(z)$ from (5.1), used to obtain bound on the heat flux $\langle wT \rangle$ in the IH3 configuration.

We start by choosing the functions $\psi(z)$ and $q(z)$:

$$\psi(z) = \begin{cases} 2\sqrt{\sigma\delta} - z & 0 \leq z \leq \sqrt{\sigma\delta}, \\ \frac{\sigma\delta}{z} & \sqrt{\sigma\delta} \leq z \leq \delta, \\ \sigma + a(z - \delta) & \delta \leq z \leq 1 - \gamma, \\ (1 - z) \frac{\sigma + a(1 - \gamma - \delta)}{\gamma} & 1 - \gamma \leq z \leq 1. \end{cases} \quad q(z) = \begin{cases} -1 & 0 \leq z \leq \sqrt{\sigma\delta}, \\ -\frac{\sigma\delta}{z^2} & \sqrt{\sigma\delta} \leq z \leq \delta, \\ 0 & \delta \leq z \leq 1. \end{cases} \quad (5.1)$$

These choices are sketched in figure 3 and the parameters σ, δ and γ have the same purpose as in the last section. The difference between these profiles and those used for the IH1 configuration in §4 is in the bottom boundary layer ($0 \leq z \leq \delta$). Here, we require $q(0) = -1$ and at the same time want $q - \psi' = 0$ in the lower boundary. To satisfy these requirements we take the linear boundary sublayer of ψ near the bottom boundary ($0 \leq z \leq \sqrt{\sigma\delta}$) to have slope equal to -1 . As before, in the outer part of bottom boundary layer ($\sqrt{\sigma\delta} \leq z \leq \delta$), ψ behaves like z^{-1} and matches smoothly with inner part up to the first derivative. At the edge of the bottom boundary layer ($z = \delta$), the value of ψ is σ . In the proof below, we assume

$$a, b, \sigma, \delta, \gamma \leq 1 \quad (5.2)$$

Estimating the second term in the bound (3.18) from above gives

$$\frac{1}{4b} \int_0^1 (bz - \psi' + q)^2 dz \leq \frac{b}{6} + \frac{2(\sigma + a)^2}{b\gamma}, \quad (5.3)$$

while the last term can be estimated from below as

$$\int_0^1 \psi dz \geq -\frac{1}{2}\sigma\delta \log\left(\frac{\sigma}{\delta}\right). \quad (5.4)$$

Combining (5.3) and (5.4) with (3.18), we obtain

$$\langle wT \rangle \leq \frac{1}{2} + \frac{b}{6} + \frac{2(\sigma + a)^2}{b\gamma} + \frac{1}{2}\sigma\delta \log\left(\frac{\sigma}{\delta}\right). \quad (5.5)$$

Finally, we assume that

$$\frac{b}{6} \leq -\frac{1}{8}\sigma\delta \log\left(\frac{\sigma}{\delta}\right), \quad \frac{2(\sigma + a)^2}{b\gamma} \leq -\frac{1}{8}\sigma\delta \log\left(\frac{\sigma}{\delta}\right) \quad (5.6)$$

(these constraints will be verified later) and estimate the right-hand side of (5.5) to arrive

at the simpler bound

$$\langle wT \rangle \leq \frac{1}{2} + \frac{1}{4}\sigma\delta \log\left(\frac{\sigma}{\delta}\right). \quad (5.7)$$

For this bound to be valid, we need to adjust the parameters a , b , δ , γ and σ such that the spectral condition (3.19d) is satisfied. Dropping the positive terms proportional to $|\hat{w}_{\mathbf{k}}|^2$, $|\hat{w}'_{\mathbf{k}}|^2$ and $|\hat{T}'_{\mathbf{k}}|^2$, we will verify the stronger inequality

$$\tilde{S}(\hat{w}, \hat{T}) := \int_0^1 \left[\frac{a}{Rk^2} |\hat{w}''|^2 + bk^2 |\hat{T}|^2 - (a - \psi') \hat{w} \hat{T} \right] dz \geq 0 \quad (5.8)$$

for all z -dependent functions \hat{w} and \hat{T} satisfying the boundary conditions

$$\hat{w}(0) = \hat{w}'(0) = \hat{T}'(0) = 0, \quad (5.9a)$$

$$\hat{w}(1) = \hat{w}'(1) = \hat{T}(1) = 0. \quad (5.9b)$$

Again, we have dropped the subscript \mathbf{k} to lighten the notation.

Using arguments similar to those used in §4 and noticing that if

$$8a\delta \leq \sigma \quad (5.10)$$

then

$$\frac{9}{2} \frac{\sigma\delta}{(z + \sqrt{\sigma\delta})^2} \geq a + 1 \quad \text{when} \quad 0 \leq z \leq \sqrt{\sigma\delta}, \quad (5.11)$$

$$\frac{9}{2} \frac{\sigma\delta}{(z + \sqrt{\sigma\delta})^2} \geq a + \frac{\sigma\delta}{z^2} \quad \text{when} \quad \sqrt{\sigma\delta} \leq z \leq \delta, \quad (5.12)$$

we can write

$$\tilde{S}(\hat{w}, \hat{T}) \geq \tilde{S}_B(\hat{w}, \hat{T}) + \tilde{S}_T(\hat{w}, \hat{T}), \quad (5.13)$$

where

$$\tilde{S}_B(\hat{w}, \hat{T}) = \int_0^\delta \left[\frac{a}{Rk^2} |\hat{w}''|^2 + bk^2 |\hat{T}|^2 - \frac{9}{2} \frac{\sigma\delta}{(z + \sqrt{\sigma\delta})^2} \hat{w} \hat{T} \right] dz, \quad (5.14a)$$

$$\tilde{S}_T(\hat{w}, \hat{T}) = \int_{1-\gamma}^1 \left[\frac{a}{Rk^2} |\hat{w}''|^2 + bk^2 |\hat{T}|^2 - \frac{(\sigma + a)}{\gamma} \hat{w} \hat{T} \right] dz. \quad (5.14b)$$

Finding a condition under which $\tilde{S}_T(\hat{w}, \hat{T}) \geq 0$ is straightforward. Using the fundamental theorem of calculus, the boundary conditions on \hat{w} and Cauchy–Schwarz inequality, we obtain

$$|\hat{w}|^2 \leq \frac{4(1-z)^3}{9} \int_{1-\gamma}^1 |\hat{w}''|^2 dz. \quad (5.15)$$

Then, substituting (5.15) in (5.14b) and using the AM-GM inequality shows that $\tilde{S}_T(\hat{w}, \hat{T})$ is nonnegative as long as

$$(\sigma + a)\gamma \leq 6\sqrt{\frac{ab}{R}}. \quad (5.16)$$

To show that $\tilde{S}_B(\hat{w}, \hat{T})$ is nonnegative, instead, we rely on the Rellich inequality stated in Lemma 2. First, using the AM-GM inequality we estimate

$$\tilde{S}_B(\hat{w}, \hat{T}) \geq \int_0^\delta \left[\frac{a}{Rk^2} |\hat{w}''|^2 + bk^2 |\hat{T}|^2 - \frac{9}{4} \frac{\sigma\delta\beta}{(z + \sqrt{\sigma\delta})^4} |\hat{w}|^2 - \frac{9}{4} \frac{\sigma\delta}{\beta} |\hat{T}|^2 \right] dz, \quad (5.17)$$

for a the positive constant β to be specified below. Next, using Lemma 2 we obtain

$$\int_0^\delta \frac{|\hat{w}|^2}{(z + \sqrt{\sigma\delta})^4} dz \leq \frac{16}{9} \int_0^\delta |\hat{w}''|^2 dz. \quad (5.18)$$

Combining (5.18) in (5.17) and setting

$$\beta = \frac{3}{4k^2} \sqrt{\frac{a}{bR}} \quad (5.19)$$

we conclude that $\tilde{S}_B(\hat{w}, \hat{T})$ is nonnegative if

$$\sigma\delta \leq \frac{1}{3} \sqrt{\frac{ab}{R}}. \quad (5.20)$$

At this stage, all that remains is to choose values for a , b , δ , γ and σ such that (5.6), (5.16) and (5.20) hold, at least for sufficiently large Rayleigh numbers, while minimizing the right-hand side of (5.7). For the same reasons explained at the end of §4, we simplify the algebra by choosing $a = \sigma$ and $\delta = \gamma$. Then, optimizing the bound (5.7) subject to (5.16) and (5.20) leads to

$$a = \sigma = \frac{2^{\frac{4}{5}}}{3^{\frac{3}{5}}} \frac{1}{R^{\frac{2}{5}}} \exp\left(-2^{\frac{14}{5}} 3^{\frac{2}{5}} R^{\frac{3}{5}}\right), \quad (5.21a)$$

$$b = \frac{2^{\frac{12}{5}} 3^{\frac{1}{5}}}{R^{\frac{1}{5}}} \exp\left(-2^{\frac{14}{5}} 3^{\frac{2}{5}} R^{\frac{3}{5}}\right), \quad (5.21b)$$

$$\delta = \gamma = \frac{2^{\frac{4}{5}}}{3^{\frac{3}{5}}} \frac{1}{R^{\frac{2}{5}}}. \quad (5.21c)$$

These choices satisfy the constraints in (5.6) assumed in our proof for all $R \geq 2^{\frac{19}{2}} 3^{-\frac{3}{2}} \approx 139.35$. Thus, from (5.7) we obtain

$$\langle wT \rangle \leq \frac{1}{2} - \frac{2^{\frac{12}{5}}}{3^{\frac{4}{5}}} \frac{1}{R^{\frac{1}{5}}} \exp\left(-2^{\frac{14}{5}} 3^{\frac{2}{5}} R^{\frac{3}{5}}\right) \quad \forall R \geq 2^{\frac{19}{2}} 3^{-\frac{3}{2}}. \quad (5.22)$$

It is interesting to note that only the boundary layer thicknesses δ and γ have the same $O(R^{-\frac{2}{5}})$ scaling as for the IH1 configuration. The parameters σ , a , b and the correction to $1/2$ in the bound (5.22), instead, are all $O(R^{\frac{2}{5}})$ smaller than their corresponding values for the IH1 case.

6. Discussion and concluding remarks

We considered the problem of uniform internally heated convection between two parallel boundaries where either both the boundaries are held at the same constant temperature (IH1 configuration) or the temperature at the top boundary is fixed and the bottom boundary is insulating (IH3 configuration). For both configurations we obtained rigorous R -dependent bounds on the heat flux using the background method, which we formulated in terms of a quadratic auxiliary function and augmented with a minimum principle that enables one to consider only nonnegative temperature fields in the optimization problem for the bound. In each configuration, we were able to prove that $\langle wT \rangle < 1/2$ with exponentially decaying corrections. The two essential ingredients in our proofs were a boundary layer with inverse- z scaling in the background field and the use of Hardy and Rellich inequalities, which allow for a refined analysis of the spectral constraint compared to standard Cauchy–Schwarz inequalities. Without any of these two

components, the proof breaks down and it appears impossible to obtain R -dependent corrections to the uniform $\langle wT \rangle \leq 1/2$ at arbitrarily large Rayleigh numbers.

The exponential rate at which our analytical bounds (4.21) and (5.22) approach $1/2$ is not inconsistent with the numerically optimal bounds computed by Arslan *et al.* (2021b) for the IH1 configuration. These numerical bounds also approach $1/2$ from below rapidly as $R \rightarrow \infty$ and appear to do so faster than any power law, suggesting that the best possible bounds provable with the background method may indeed have the functional form

$$\langle wT \rangle \leq \frac{1}{2} - c_1 R^\alpha \exp(-c_2 R^\beta) \quad \text{in IH1,} \quad (6.1a)$$

$$\langle wT \rangle \leq \frac{1}{2} - \frac{c_3}{R^\alpha} \exp(-c_4 R^\beta) \quad \text{in IH3.} \quad (6.1b)$$

for some positive exponents α, β and positive constants c_1, c_2, c_3, c_4 . Unfortunately, the range of Rayleigh numbers spanned by the available numerical results does not permit a confident estimation of these parameters, so we cannot say whether the exponents $\alpha = 1/5$ and $\beta = 3/5$ of our analytical bounds are or not optimal.

In the case of IH3, if (6.1b) is the correct scaling of the optimal bound in the framework of quadratic auxiliary functions, then we note that it will not be trivial to prove the conjecture (Goluskin 2016, p. 17)

$$\langle wT \rangle \leq \frac{1}{2} - \frac{C}{R^{1/3}}. \quad (6.2)$$

For the IH3 configuration, moreover, any bound on $\langle wT \rangle$ can be translated into a bound on the Nusselt number—defined as the ratio of the mean total heat flux to the conductive heat flux—via the identity

$$Nu = \frac{1}{1 - 2\langle wT \rangle}. \quad (6.3)$$

In particular, (5.22) implies

$$Nu \leq \frac{3^{\frac{4}{5}}}{2^{\frac{17}{5}}} R^{\frac{1}{5}} \exp\left(2^{\frac{14}{5}} 3^{\frac{2}{5}} R^{\frac{3}{5}}\right). \quad (6.4)$$

The exponential growth of this bound is in stark contrast with the power-law bounds available for Rayleigh–Bénard convection, most of which can be obtained with much simpler arguments than those used here for IH3.

In the case of IH1, we can compare our bound on $\langle wT \rangle$ with 3D direct numerical simulations by (Goluskin & van der Poel 2016), which suggest

$$\langle wT \rangle \sim \frac{1}{2} - \frac{0.8}{R^{0.055}}. \quad (6.5)$$

Again, this slow power-law correction to the asymptotic value of $1/2$ contrasts the exponential behaviour of our bound (6.1a). It remains to be seen if this result is truly overly conservative, as one may expect based on phenomenological arguments (Arslan *et al.* 2021b), or if there exist solutions of the governing equations (2.1) that saturate it. In that regard, there are two approaches generally used in the Rayleigh–Bénard convection. The first one is the study of bulk properties of steady-state solutions bifurcating from the pure conduction state has attracted growing interest in recent years (Waleffe *et al.* 2015; Sondak *et al.* 2015; Wen *et al.* 2020, 2021; Kooloth *et al.* 2021; Motoki *et al.* 2021), and it has been shown that they can transport more heat than turbulence (Wen *et al.* 2021). The second one is the optimal wall-to-wall approach (Hassanzadeh *et al.* 2014; Tobasco & Doering 2017; Motoki *et al.* 2018;

Doering & Tobiasco 2019; Souza *et al.* 2020), which concerns designing incompressible flows with a constraint on the kinetic energy or enstrophy that leads to optimal heat transfer. It would be interesting to conduct similar studies for the two cases of internally heated convection studied in this work.

Acknowledgement

A.K. thanks D. Goluskin for a discussion and providing comments on the paper. A.A. acknowledges funding by the EPSRC Centre for Doctoral Training in Fluid Dynamics across Scales (award number EP/L016230/1). G.F. was supported by an Imperial College Research Fellowship.

Declaration of interests

The authors report no conflict of interest.

Appendix A. Proof of Hardy and Rellich inequalities

A.1. Proof of the Hardy inequality in Lemma 1

Set $f(z) = g(z)\sqrt{z+\epsilon}$ for a suitable function $g(z)$ satisfying $g(0) = 0$, and estimate

$$\begin{aligned} |f'|^2 &= (z+\epsilon)|g'|^2 + \left(\frac{1}{2}g^2\right)' + \frac{1}{4}(z+\epsilon)^{-1}|g|^2 \\ &= (z+\epsilon)|g'|^2 + \left(\frac{1}{2}g^2\right)' + \frac{1}{4}(z+\epsilon)^{-2}|f|^2 \\ &\geq \left(\frac{1}{2}g^2\right)' + \frac{1}{4}(z+\epsilon)^{-2}|f|^2. \end{aligned} \tag{A 1}$$

Upon integrating this inequality in z from 0 to α and using the boundary condition $g(0) = 0$, we find

$$\begin{aligned} \int_0^\alpha |f'(z)|^2 dz &\geq \frac{1}{2}g(\alpha)^2 + \frac{1}{4} \int_0^\alpha (z+\epsilon)^{-2}|f(z)|^2 dz \\ &\geq \frac{1}{4} \int_0^\alpha (z+\epsilon)^{-2}|f(z)|^2 dz, \end{aligned} \tag{A 2}$$

which is the desired inequality.

A.2. Proof of the Rellich inequality in Lemma 2

Write $f'(z) = \sqrt{z+\epsilon}g(z)$ and $f(z) = (z+\epsilon)^{3/2}h(z)$ for suitable functions g and h satisfying $g(0) = 0 = h(0)$. Then,

$$\begin{aligned} |f''|^2 &= (z+\epsilon)|g'|^2 + \frac{g^2}{4(z+\epsilon)} + \left(\frac{1}{2}g^2\right)' \\ &= (z+\epsilon)|g'|^2 + \frac{|f'|^2}{4(z+\epsilon)^2} + \left(\frac{1}{2}g^2\right)' \\ &\geq \frac{|f'|^2}{4(z+\epsilon)^2} + \left(\frac{1}{2}g^2\right)' \end{aligned} \tag{A 3a}$$

and

$$\begin{aligned}
|f'|^2 &= (z + \epsilon)^3 |h'|^2 + \frac{9}{4}(z + \epsilon)h^2 + (z + \epsilon)^2 \left(\frac{3}{2}h^2\right)' \\
&= (z + \epsilon)^3 |h'|^2 + \frac{9}{4} \frac{|f|^2}{(z + \epsilon)^2} + (z + \epsilon)^2 \left(\frac{3}{2}h^2\right)' \\
&\geq \frac{9}{4} \frac{|f|^2}{(z + \epsilon)^2} + (z + \epsilon)^2 \left(\frac{3}{2}h^2\right)'
\end{aligned} \tag{A 3b}$$

Combining (A 3b) and (A 3a) and then integrating in z from 0 to α yields

$$\begin{aligned}
\int_0^\alpha |f''|^2 dz &\geq \int_0^\alpha \frac{9|f|^2}{16(z + \epsilon)^4} + \left(\frac{3}{8}h^2\right)' + \left(\frac{1}{2}g^2\right)' dz \\
&= \int_0^\alpha \frac{9|f|^2}{16(z + \epsilon)^4} dz + \frac{3}{8}h(\alpha)^2 + \frac{1}{2}g(\alpha)^2 \\
&\geq \int_0^\alpha \frac{9|f|^2}{16(z + \epsilon)^4} dz,
\end{aligned} \tag{A 4}$$

which completes the proof. \square

REFERENCES

- ARSLAN, A., FANTUZZI, G., CRASKE, J. & WYNN, A. 2021a Bounds for internally heated convection with fixed boundary heat flux. *Journal of Fluid Mechanics* **922**, R1.
- ARSLAN, A., FANTUZZI, G., CRASKE, J. & WYNN, A. 2021b Bounds on heat transport for convection driven by internal heating. *J. Fluid Mech.* **919**, A15.
- BOUILLAUT, V., LEPOT, S., AUMAÎTRE, S. & GALLET, B. 2019 Transition to the ultimate regime in a radiatively driven convection experiment. *J. Fluid Mech.* **861**.
- CAULFIELD, C. P. & KERSWELL, R. R. 2001 Maximal mixing rate in turbulent stably stratified couette flow. *Phys. Fluids* **13** (4), 894–900.
- CHERNYSHENKO, S. I. 2017 Relationship between the methods of bounding time averages. arXiv:1704.02475 [physics.phy-dyn].
- CHERNYSHENKO, S. I., GOULART, P., HUANG, D. & PAPACHRISTODOULOU, A. 2014 Polynomial sum of squares in fluid dynamics: a review with a look ahead. *Phil. Trans. R. Soc. Lond. A* **372** (2020), 20130350.
- CONSTANTIN, P. & DOERING, C. R. 1995 Variational bounds on energy dissipation in incompressible flows. II. Channel flow. *Phys. Rev. E* **51** (4), 3192–3198.
- DAVIES, G. F. & RICHARDS, M. A. 1992 Mantle convection. *J. Geol.* **100** (2), 151–206.
- DOERING, C. R. & CONSTANTIN, P. 1992 Energy dissipation in shear driven turbulence. *Phys. Rev. Lett.* **69** (11), 1648–1651.
- DOERING, C. R. & CONSTANTIN, P. 1994 Variational bounds on energy dissipation in incompressible flows: Shear flow. *Phys. Rev. E* **49** (5), 4087–4099.
- DOERING, C. R. & CONSTANTIN, P. 1996 Variational bounds on energy dissipation in incompressible flows. III. Convection. *Phys. Rev. E* **53** (6), 5957–5981.
- DOERING, C. R., OTTO, F. & REZNIKOFF, M. G. 2006 Bounds on vertical heat transport for infinite-Prandtl-number Rayleigh–Bénard convection. *J. Fluid Mech.* **560**, 229–241.
- DOERING, CHARLES R & TOBASCO, IAN 2019 On the optimal design of wall-to-wall heat transport. *Comm. Pure Appl. Math.* **72** (11), 2385–2448.
- FAN, W. L., JOLLY, M. & PAKZAD, A. 2021 Three-dimensional shear driven turbulence with noise at the boundary. *Nonlinearity* **34** (7), 4764.
- FANTUZZI, G. 2018 Bounds for Rayleigh–Bénard convection between free-slip boundaries with an imposed heat flux. *J. Fluid Mech.* **837**.
- FANTUZZI, G., GOLUSKIN, D., HUANG, D. & CHERNYSHENKO, S. I. 2016 Bounds for

- deterministic and stochastic dynamical systems using sum-of-squares optimization. *SIAM J. App. Dyn. Syst.* **15** (4), 1962–1988.
- FANTUZZI, G., PERSHIN, A. & WYNN, A. 2018 Bounds on heat transfer for Bénard–Marangoni convection at infinite Prandtl number. *J. Fluid Mech.* **837**, 562–596.
- GOLUSKIN, D. 2015 Internally heated convection beneath a poor conductor. *J. Fluid Mech.* **771**, 36–56.
- GOLUSKIN, D. 2016 *Internally heated convection and Rayleigh–Bénard convection*. Springer.
- GOLUSKIN, D. & DOERING, C. R. 2016 Bounds for convection between rough boundaries. *J. Fluid Mech.* **804**, 370–386.
- GOLUSKIN, D. & VAN DER POEL, E. P. 2016 Penetrative internally heated convection in two and three dimensions. *J. Fluid Mech.* **791**.
- GOLUSKIN, D. & SPIEGEL, E. A. 2012 Convection driven by internal heating. *Physics Letters A* **377** (1-2), 83–92.
- GUERVILLY, C., CARDIN, P. & SCHAEFFER, N. 2019 Turbulent convective length scale in planetary cores. *Nature* **570** (7761), 368–371.
- HASSANZADEH, P., CHINI, G. P. & DOERING, C. R. 2014 Wall to wall optimal transport. *J. Fluid. Mech.* **751**, 627–662.
- KOOLOTH, P., SONDAK, D. & SMITH, L.M. 2021 Coherent solutions and transition to turbulence in two-dimensional rayleigh-bénard convection. *Phys. Rev. Fluids* **6** (1), 013501.
- KUMAR, A. 2020 Pressure-driven flows in helical pipes: bounds on flow rate and friction factor. *J. Fluid Mech.* **904**.
- KUMAR, A. 2021 Optimal bounds in Taylor–Couette flow. (*in preparation*) .
- KUMAR, A. & GARAUD, P. 2020 Bound on the drag coefficient for a flat plate in a uniform flow. *J. Fluid Mech.* **900**.
- LEPOT, S., AUMAÎTRE, S. & GALLET, B. 2018 Radiative heating achieves the ultimate regime of thermal convection. *Proc. Natl Acad. Sci.* **115** (36), 8937–8941.
- LIMARE, ANGELA, JAUPART, CLAUDE, KAMINSKI, EDOUARD, FOUREL, LOIC & FARNETANI, CINZIA G 2019 Convection in an internally heated stratified heterogeneous reservoir. *Journal of Fluid Mechanics* **870**, 67–105.
- LIMARE, ANGELA, KENDA, BALTHASAR, KAMINSKI, EDOUARD, SURDUCAN, EMANOIL, SURDUCAN, VASILE & NEAMTU, CAMELIA 2021 Transient convection experiments in internally-heated systems. *MethodsX* **8**, 101224.
- MALKUS, M. V. R. 1954 The heat transport and spectrum of thermal turbulence. *Proc. R. Soc. Lond. A* **225** (1161), 196–212.
- MOTOKI, SHINGO, KAWAHARA, GENTA & SHIMIZU, MASAKI 2018 Optimal heat transfer enhancement in plane couette flow. *J. Fluid. Mech.* **835**, 1157–1198.
- MOTOKI, S., KAWAHARA, G. & SHIMIZU, M. 2021 Multi-scale steady solution for Rayleigh–Bénard convection. *J. Fluid Mech.* **914**.
- MULYUKOVA, E. & BERCOVICI, D. 2020 Mantle convection in terrestrial planets. *Oxford Research Encyclopedia of Planetary Science* .
- PIERREHUMBERT, R. T. 2010 *Principles of planetary climate*. Cambridge University Press.
- PRIESTLEY, CHB 1954 Vertical heat transfer from impressed temperature fluctuations. *Australian Journal of Physics* **7** (1), 202–209.
- RAJAGOPAL, K. R., RUZICKA, M. & SRINIVASA, A.R. 1996 On the Oberbeck–Boussinesq approximation. *Math. Models Methods Appl. Sci.* **6** (08), 1157–1167.
- ROBERTS, PHH 1967 Convection in horizontal layers with internal heat generation. theory. *Journal of Fluid Mechanics* **30** (1), 33–49.
- SCHUBERT, G., TURCOTTE, D. L. & OLSON, P. 2001 *Mantle convection in the Earth and planets*. Cambridge University Press.
- SEAGER, S. 2010 *Exoplanet Atmospheres: Physical Processes*. Princeton Series in Astrophysics . Princeton University Press.
- SONDAK, D., SMITH, L. M. & WALEFFE, F. 2015 Optimal heat transport solutions for Rayleigh–Bénard convection. *J. Fluid Mech.* **784**, 565–595.
- SOUZA, A. N., TOBASCO, I. & DOERING, C. R. 2020 Wall-to-wall optimal transport in two dimensions. *J. Fluid Mech.* **889**.
- SPIEGEL, E. A. 1963 A generalization of the mixing-length theory of turbulent convection. *The Astrophysical Journal* **138**, 216.

- SPIEGEL, E. A. & VERONIS, G. 1960 On the Boussinesq approximation for a compressible fluid. *Astrophys. J.* **131**, 442.
- TANG, W., CAULFIELD, C. P. & YOUNG, W. R. 2004 Bounds on dissipation in stress-driven flow. *J. Fluid Mech.* **510**, 333–352.
- TOBASCO, IAN & DOERING, CHARLES R 2017 Optimal wall-to-wall transport by incompressible flows. *Phys. Rev. Lett.* **118** (26), 264502.
- TOBASCO, I., GOLUSKIN, D. & DOERING, C. R. 2018 Optimal bounds and extremal trajectories for time averages in nonlinear dynamical systems. *Phys. Lett. A* **382** (6), 382–386.
- TRAN, C. T. & DINH, T. N. 2009 The effective convectivity model for simulation of melt pool heat transfer in a light water reactor pressure vessel lower head. Part I: Physical processes, modeling and model implementation. *Prog. Nucl. Energy* **51** (8), 849–859.
- TRITTON, D. J. 1975 Internally heated convection in the atmosphere of venus and in the laboratory. *Nature* **257** (5522), 110–112.
- WALEFFE, F., BOONKASAME, A. & SMITH, L. M. 2015 Heat transport by coherent Rayleigh–Bénard convection. *Phys. Fluids* **27** (5), 051702.
- WEN, B., GOLUSKIN, D. & DOERING, C. R. 2021 Steady Rayleigh–Bénard convection between no-slip boundaries. *arXiv preprint arXiv:2008.08752v1* .
- WEN, B., GOLUSKIN, D., LEDUC, M., CHINI, G. & DOERING, C. R. 2020 Steady Rayleigh–Bénard convection between stress-free boundaries. *J. Fluid Mech.* **905**.
- WHITEHEAD, J. P. & DOERING, C. R. 2011*a* Internal heating driven convection at infinite Prandtl number. *J. Math. Phys.* **52** (9), 093101.
- WHITEHEAD, J. P. & DOERING, C. R. 2011*b* Ultimate state of two-dimensional Rayleigh–Bénard convection between free-slip fixed-temperature boundaries. *Phys. Rev. Lett.* **106** (24), 244501.