

Nematic, chiral and topological superconductivity in transition metal dichalcogenides

Constantin Schrade¹ and Liang Fu²

¹Center for Quantum Devices, Niels Bohr Institute,
University of Copenhagen, 2100 Copenhagen, Denmark

²Department of Physics, Massachusetts Institute of Technology, 77 Massachusetts Ave., Cambridge, MA 02139
(Dated: October 22, 2021)

We introduce and study a realistic model for superconductivity in twisted bilayer WSe₂, where electron pairing arises from spin-valley fluctuations in the weak-coupling regime. Our model comprises both the full continuum model moiré bandstructure and a short-ranged repulsive interaction that accounts for the Coulomb interaction projected onto the localized Wannier orbitals. By calculating the spin-valley susceptibility, we identify a Fermi surface nesting feature near half-filling of the top-most moiré band, which induces significantly enhanced spin-valley fluctuations. We then analyze the dominant Kohn-Luttinger pairing instabilities due to these spin-valley fluctuations and show that the leading instability can induce nematic, chiral and topological superconductivity. As our findings are asymptotically exact for small interaction strengths, they provide a viable starting point for future studies of superconductivity in twisted transition metal dichalcogenide bilayers.

PACS numbers: 68.65.Cd; 68.65.Ac; 71.10.Fd, 74.20.-z

Two-dimensional transition metal dichalcogenides (TMDs) have in recent years emerged as a promising material platform for realizing a plethora of new electronic phases [1]. Prominent examples of these electronic phases in monolayer TMDs include the quantum spin Hall effect [2–5], arising due to the strongly spin-orbit coupled band structure, and Ising superconductivity [6–9], which is realized as a result of the substantial effective electron mass that enhances the importance of interaction effects.

Beyond the TMD monolayers, another research frontier that is currently evolving at rapid pace are moiré lattices realized with multilayer TMDs [10–18]. In these systems, a lattice mismatch or a rotational misalignment generates an effective superlattice that can be utilized for simulating strongly-correlated electron states [19–28]. For example, in WSe₂/WS₂ heterobilayers, experiments have identified Mott insulators [10, 11], Wigner crystals [10], and stripe-ordered states [12]. Moreover, in twisted WSe₂ (tWSe₂) homobilayers, experiments have found evidence for quantum criticality [13] and correlated insulating states [14]. Notably, the discovered correlated insulators in tWSe₂ appeared at half-filling for broad twist angle range, $\theta \sim 4^\circ$ – 5.1° , for which the bandwidth is likely comparable to the interaction strength. This weak- to intermediate coupling scenario is further supported by a resistivity enhancement upon tuning a van-Hove singularity to half-filling via an external displacement field. Both features highlight the *importance of bandstructure effects* for understanding correlated electron states in tWSe₂.

In addition to the discovery of correlated insulators, experiments on tWSe₂ also found a zero-resistance state when doping away from half-filling at $\theta \sim 5.1^\circ$ [14]. The appearance of this zero-resistance state indicates that, similar to graphene-based superlattices [29–35], tWSe₂ can also host superconductivity. However, it is so far unclear what properties of the bandstructure can effect the

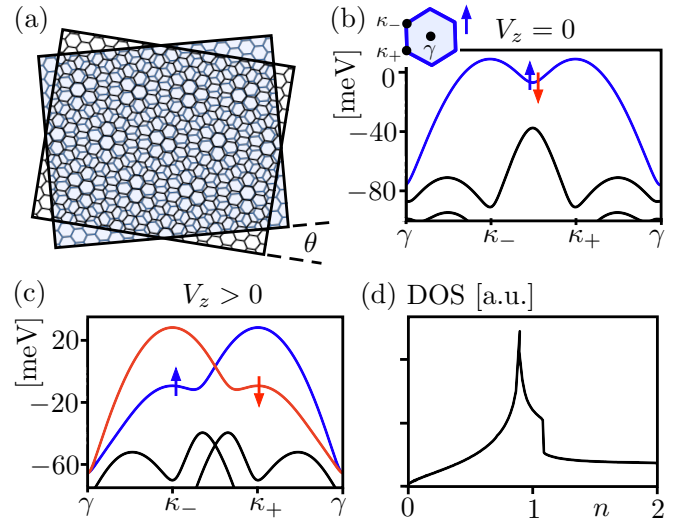


FIG. 1. (Color online) (a) WSe₂ layers at twist angle θ forming a triangular moiré lattice. (b) Bandstructure along high-symmetry lines for $(\theta, V_z, V, \psi, w) = (5.1^\circ, 0 \text{ meV}, 9 \text{ meV}, 128^\circ, 18 \text{ meV})$. Inset shows the moiré Brillouin zone at the $+K$ valleys. (c) Same as (b) but for $V_z = 42 \text{ meV}$. The spin-up (blue) and spin-down (red) bands at $\pm K$ valleys are split by the finite displacement field. (d) DOS with a maximum near $n_{\text{max}} \approx 0.9$.

candidate superconducting state in tWSe₂. Moreover, it is also an open question on what constitutes the pairing mechanism and pairing symmetry.

Here, we address these questions by introducing a model for superconductivity in tWSe₂, where electron pairing arises from spin-valley fluctuations. Our model comprises both the moiré bandstructure of tWSe₂ and a short-ranged repulsive interaction, obtained by projecting the Coulomb interaction onto the localized moiré Wannier orbitals. Near half-filling of the top-most moiré

band, we demonstrate that the Fermi surfaces of the $\pm K$ valleys exhibit a strong nesting feature. This nesting maps the occupied states of one valley onto the other valley's unoccupied states, leading to strong spin-valley fluctuations. We show that, interestingly, electron pairing mediated by such enhanced spin-valley fluctuations can give rise to nematic, chiral and topological superconductivity. Our findings are asymptotically exact in the weak coupling limit [36] and provide a starting point for studies of superconductivity in TMD systems.

Model. We consider two layers of WSe_2 that are initially aligned in the AA-stacking configuration and, subsequently, rotated by a small twist angle θ , see Fig. 1(a). In this situation, the $\pm K$ valleys of the layers have comparable energy so that inter-layer tunneling becomes effective, which leads to a layer-hybridized moiré bandstructure. For the discussion of this moiré bandstructure, we focus separately on the spin-up (spin-down) valence bands of the $+K$ ($-K$) valleys. This approach is justified by the substantial valley-dependent spin splitting in the valence bands and the effective decoupling of the valleys due to their large momentum space separation. The Hamiltonian for the continuum model moiré bands of spin-up electrons at the $+K$ valleys then reads [20],

$$H_{\uparrow} = \int d\mathbf{r} \Psi_{\uparrow}^{\dagger}(\mathbf{r}) \begin{pmatrix} h_{\mathbf{k}\uparrow}^t(\mathbf{r}) & \Delta_T(\mathbf{r}) \\ \Delta_T^{\dagger}(\mathbf{r}) & h_{\mathbf{k}\uparrow}^b(\mathbf{r}) \end{pmatrix} \Psi_{\uparrow}(\mathbf{r}), \quad (1)$$

where $\Psi_{\uparrow}(\mathbf{r}) = (c_{\uparrow}^t(\mathbf{r}), c_{\uparrow}^b(\mathbf{r}))^T$ is an electron spinor with components corresponding to the top/bottom (t/b) layer. The Hamiltonian for spin-down electrons at the $-K$ valleys is obtained from H_{\uparrow} via a time-reversal operation.

First, we discuss the diagonal components of H_{\uparrow} , which represent the individual layers. They are given by,

$$h_{\mathbf{k}\uparrow}^{t/b}(\mathbf{r}) = -\frac{\hbar^2(\mathbf{k} - \boldsymbol{\kappa}_{\pm})^2}{2m^*} \pm \frac{V_z}{2} + \sum_{j=1,3,5} 2V \cos(\mathbf{b}_j \cdot \mathbf{r} \pm \psi). \quad (2)$$

Here, the first term describes the kinetic energy with effective mass $m^* = 0.43m_0$ (m_0 is the bare electron mass) and momentum shifts $\boldsymbol{\kappa}_{\pm} = [4\pi|\theta|/(3a_0)](-\sqrt{3}/2, \mp 1/2)$ ($a_0 = 3.317 \text{ \AA}$ is the monolayer lattice constant), that account for the layer rotation in momentum space. The second term corresponds to a layer potential difference V_z due to an out-of-plane displacement field. The third term models the moiré potential with amplitude V , phase offset ψ , and reciprocal lattice vectors $\mathbf{b}_j = C_3^{j-1}(4\pi|\theta|/\sqrt{3}a_0, 0)$ (C_3 is a $2\pi/3$ rotation).

Besides the individual layer terms, H_{\uparrow} also includes off-diagonal terms for inter-layer coupling. They read,

$$\Delta_T(\mathbf{r}) = w(1 + e^{-i\mathbf{b}_2 \cdot \mathbf{r}} + e^{-i\mathbf{b}_3 \cdot \mathbf{r}}), \quad (3)$$

where w corresponds to the inter-layer coupling strength.

Having defined the continuum model Hamiltonian, we now proceed by analyzing its spatial symmetries. We

find that the continuum model exhibits a three-fold rotation symmetry given by $U_{C_3}^{\dagger}(\mathbf{r})H_{C_3(\mathbf{k})\uparrow}(C_3(\mathbf{r}))U_{C_3}(\mathbf{r}) = H_{\mathbf{k}\uparrow}(\mathbf{r})$ with the Hamiltonian density $H_{\mathbf{k}\uparrow}(\mathbf{r}) = e^{i(1+\tau_z/2)\mathbf{b}_2 \cdot \mathbf{r}_2} e^{i\mathbf{b}_3 \cdot \mathbf{r}}$, and a layer-space Pauli matrix τ_z . Besides the rotation symmetry, which is also a microscopic symmetry of the moiré lattice, the continuum model exhibits an emergent mirror symmetry along $y = 0$ given by $H_{M_x(\mathbf{k})\uparrow}(M_x(\mathbf{r})) = H_{\mathbf{k}\downarrow}(\mathbf{r})$. Interestingly, this mirror symmetry flips the two valleys.

As a final step, we plot the moiré bands along high-symmetry lines of the Brillouin zone for $(\theta, V, \psi, w) = (5.1^\circ, 9 \text{ meV}, 128^\circ, 18 \text{ meV})$ [26] with $V_z = 0 \text{ meV}$ and $V_z = 42 \text{ meV}$, see Fig. 1(b) and (c). We find that finite displacement field induces an approximate saddle point in the top-most moiré bands $\xi_{\uparrow/\downarrow}(\mathbf{k})$ at $\boldsymbol{\kappa}_{\pm}$. At these points, the Fermi velocity is greatly reduced, which leads to an enhancement of the density of states (DOS) for a filling of $n \approx 0.9$ electrons per moiré unit cell, see Fig. 1(d). The emergence of an enhanced DOS near $n \approx 1$ is in accordance with experiments [14] and signals that correlation effects due to spin-valley fluctuations may be amplified. In our further analysis, we will fix above choice for (θ, V, ψ, w) that we obtained from density functional calculations [26] and the field value $V_z = 42 \text{ meV}$.

Spin-valley fluctuations. We now discuss the ordering instabilities that arise from the spin-valley fluctuations. To identify the spin-valley fluctuations with dominant modulation vectors, we will analyze the maxima of the spin-valley susceptibility,

$$\chi_{\alpha\beta}(\mathbf{q}, \omega) = -\frac{1}{\beta N} \sum_{\mathbf{k}} \text{Tr} [\sigma_{\alpha} G(\mathbf{k}, i\omega) \sigma_{\beta} G(\mathbf{k} + \mathbf{q}, i\omega)]. \quad (4)$$

In this definition, $\sigma_{\alpha,\beta} \in \{\sigma_z, \sigma_{\pm} = (\sigma_x \pm i\sigma_y)/2\}$ are spin/valley-space Pauli matrices, ‘Tr’ denotes the trace over the spin/valley indices, β is the inverse temperature, and N is the number of superlattice unit cells. Furthermore, the non-interacting Green’s function is given by,

$$G_{s_1 s_2}(\mathbf{k}, i\omega) = \delta_{s_1 s_2} [i\omega - \xi_{s_1}(\mathbf{k}) + \mu]^{-1}. \quad (5)$$

Here, $\xi_s(\mathbf{k})$ are the dispersions for the top-most moiré band of the $\pm K$ valleys with $\xi_{\downarrow}(\mathbf{k}) = \xi_{\uparrow}(-\mathbf{k})$ due to time-reversal symmetry, μ is the chemical potential, and ω corresponds to a fermionic Matsubara frequency.

Having defined the spin-valley susceptibility, we will now investigate its static longitudinal and transversal components, $\chi_{zz}(\mathbf{q}) = \chi_{zz}(\mathbf{q}, 0)$ and $\chi_{+-}(\mathbf{q}) = \chi_{+-}(\mathbf{q}, 0)$. In our model, these two components of the spin-valley susceptibility will show different dependencies on the modulation vector \mathbf{q} as the external displacement fields lifts the $SU(2)$ valley rotation symmetry [22].

To explain these differences, we focus on the filling of $n \approx 1$ electron per moiré unit cell because it is the experimentally most relevant case. In this situation, the Fermi surfaces have the shape of triangles centered around the γ point of the Brillouin zone as shown in

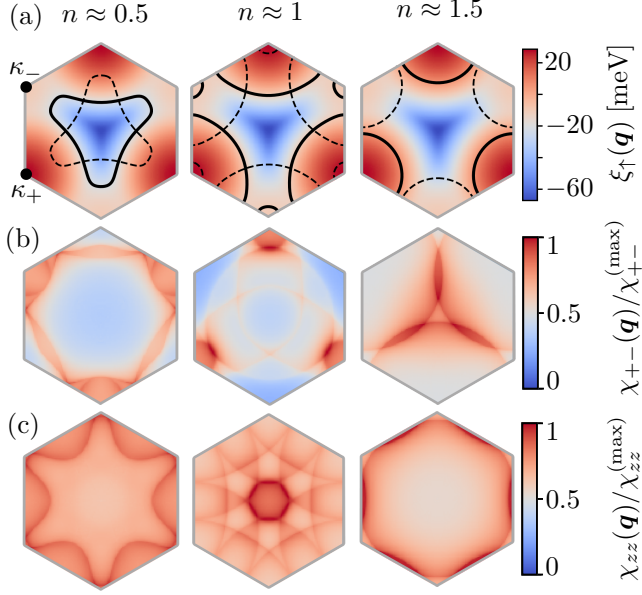


FIG. 2. (Color online) (a) Dispersion $\xi_{\uparrow}(\mathbf{q})$ of the top-most band at the $+K$ valleys. The $+K$ ($-K$) valley Fermi surfaces are shown with solid (dashed) black lines. (b) Transversal spin-valley susceptibility $\chi_{+-}(\mathbf{q})$ at $1/\beta = 100$ meV. (c) Longitudinal spin-valley susceptibility $\chi_{zz}(\mathbf{q})$ at $1/\beta = 100$ meV.

Fig. 2(a). Due to the triangle-like shapes, an approximate Fermi surface nesting feature arises, mapping the occupied states of one valley onto the other valley's unoccupied states via a momentum shift $\mathbf{Q}_j = C_3^{j-1}\boldsymbol{\kappa}_+$. As shown in Fig. 2(b), this approximate nesting enhances $\chi_{+-}(\mathbf{q})$ near $\mathbf{q} \approx \mathbf{Q}_j$, indicating an instability towards an inter-valley excitonic insulator that pairs electrons and holes of opposite valleys [37]. However, due to the broken $SU(2)$ valley rotation symmetry, the same features are *not* present in the longitudinal valley susceptibility. Instead, as shown in Fig. 2(c), $\chi_{zz}(\mathbf{q})$ is enhanced near $\mathbf{q} \approx \mathbf{0}$, suggesting that the excitonic instability competes with a spin/valley-polarized state [38].

We now compare these results with the situation away from $n \approx 1$. For fillings $n \lesssim 0.9$, the Fermi surfaces shrink to smaller triangles, which modifies the dominant modulation vectors. For example, at $n \approx 0.5$, $\chi_{+-}(\mathbf{q})$ is enhanced near $\mathbf{q} \approx \mathbf{Q}'_j$ with $\mathbf{Q}'_j = C_3^{j-1}\boldsymbol{\kappa}_-$, while $\chi_{zz}(\mathbf{q})$ shows maxima near the Brillouin zone boundaries. For $n > 1$, the Fermi surfaces are center at the Brillouin zone corners. At $n \approx 1.5$, this change in Fermi surface topology enhances $\chi_{+-}(\mathbf{q})$ near $\mathbf{q} \approx \mathbf{0}$, while $\chi_{zz}(\mathbf{q})$ is again enhanced near the Brillouin zone edges.

Superconductivity. We will now demonstrate that spin-valley fluctuations can mediate superconductivity by a Kohn-Luttinger mechanism that realizes Cooper pairing from a nominally repulsive interaction term [36, 42].

To start, we introduce the Hubbard Hamiltonian,

$$H = \sum_{\mathbf{k}s} \xi_s(\mathbf{k}) c_{\mathbf{k}s}^\dagger c_{\mathbf{k}s} + \frac{U}{N} \sum_{\mathbf{k}, \mathbf{p}, \mathbf{q}} c_{\mathbf{q}s}^\dagger c_{\mathbf{p}+\mathbf{q}s'}^\dagger c_{\mathbf{p}s'} c_{\mathbf{k}s}, \quad (6)$$

where the quadratic part describes a tight-binding model of electrons $c_{\mathbf{k}s}$ with momentum \mathbf{k} and spin s on a triangular lattice [22]. The dispersion $\xi_s(\mathbf{k})$ is given by the top-most moiré band of the continuum model. In particular, as we omit multi-band effects, there is an emergent mirror symmetry M_y along $x = 0$ with $\xi_s(M_y \mathbf{k}) = \xi_s(\mathbf{k})$. The interaction term in the Hamiltonian is obtained by projecting the Coulomb interaction onto the Wannier orbitals of the continuum model's top-most moiré band. Since the Wannier orbitals are well-localized, the effective interaction is short-ranged and repulsive, $U > 0$.

Next, we compute the Cooper channel interaction vertex, which describes scattering of electrons with spin polarization s and s' from the Fermi surface momenta $(\hat{\mathbf{k}}', -\hat{\mathbf{k}}')$ to $(\hat{\mathbf{k}}, -\hat{\mathbf{k}})$. In general, the interaction vertex comprises a contribution from opposite-spin and equal-spin scattering. However, the equal-spin scattering leads to pairing with a ' \mathbf{d} -vector' pointed orthogonal to the spin polarization [39]. Such an equal-spin pairing exhibits a suppressed critical temperature [40, 41] and, hence, our focus will be on opposite-spin scattering. To second order in U , we find that the interaction vertex [43],

$$\Gamma(\hat{\mathbf{k}}, \hat{\mathbf{k}}') = U + U^2 \chi_{+-}(\hat{\mathbf{k}} + \hat{\mathbf{k}}'). \quad (7)$$

Notably, this result is different for TMD monolayers, where a parabolic dispersion induces a momentum dependence only at order U^3 [44].

Next, we perform a mean-field decoupling of the effective pairing interaction and compute the superconducting order parameter from the self-consistency equation [43],

$$\int_{\text{FS}\uparrow} \frac{d\hat{\mathbf{k}}'}{v_{\uparrow}(\hat{\mathbf{k}}')} \Gamma(\hat{\mathbf{k}}, \hat{\mathbf{k}}') \Delta(\hat{\mathbf{k}}') = \lambda \Delta(\hat{\mathbf{k}}), \quad (8)$$

Here, $v_{\uparrow}(\mathbf{k}) = |\partial \xi_{\uparrow}(\mathbf{k}) / \partial \mathbf{k}|$ is the Fermi velocity and $\Delta(\hat{\mathbf{k}})$ is the superconducting order parameter along the $+K$ valley Fermi surface, $\xi_{\uparrow}(\mathbf{k}) = \mu$. The order parameters at the $-K$ Fermi surface, $\xi_{\downarrow}(\mathbf{k}) = \mu$, is $\Delta'(\hat{\mathbf{k}}) = -\Delta(-\hat{\mathbf{k}})$. Three remarks about Eq. (8) are in order:

(1) The negative eigenvalues $\lambda < 0$ correspond to sectors with an attractive interaction in the Cooper channel and grow in magnitude under renormalization. In particular, the most negative eigenvalue $\lambda^{(0)}$ is most relevant in the renormalization group sense, triggering the leading superconducting instability at $T_c \propto \exp(-1/|\lambda^{(0)}|)$ [36].

(2) The eigenvectors $\Delta(\mathbf{k})$ correspond to form factors of the superconducting order parameters and transform as irreducible representations $\{A_1, A_2, E\}$ of the point

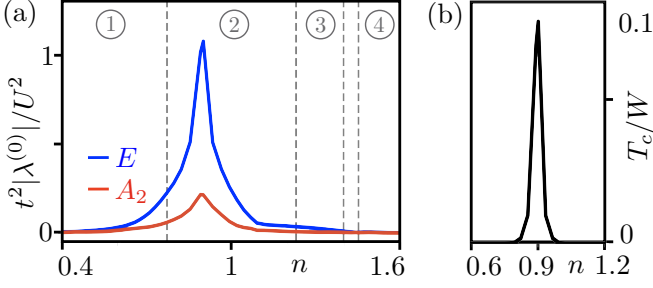


FIG. 3. (Color online) (a) Pairing strength given by the most negative eigenvalue $\lambda^{(0)}$ of the self-consistency equation as a function of filling n with $t = \hbar^2 \theta^2 / 2m^* a_0^2$. For fillings $1.4 \lesssim n \lesssim 1.45$, the most negative eigenvalue is in the $1d$ A_2 -representation of the C_{3v} point group. At all other fillings, the most negative eigenvalue is in the $2d$ E -representation. The Chern numbers in the marked regions are $(|C_1|, |C_2|, |C_3|, |C_4|) = (4, 2, 4, 4)$. (b) Critical temperature normalized by the bandwidth W for $(U/t)^2 = 0.5$, showing a pronounced enhancement near $n \approx n_{\max} = 0.9$.

group C_{3v} that is generated by C_3 and M_y . In particular, since C_{3v} has no inversion center, singlet and triplet pairings mix in tWSe_2 [4, 44].

(3) In the weak coupling limit, the term $\propto U$ in $\Gamma(\hat{\mathbf{k}}, \hat{\mathbf{k}}')$ is parametrically larger than the term $\propto U^2$. For an attractive interaction, the eigenvectors thus need to annihilate the term $\propto U$ exactly. Such an annihilation implies that s -wave pairing, $\Delta^{(s)}(\mathbf{k}) \propto 1$, is suppressed. Moreover, since s -wave pairing mixes with f -wave pairing (and with higher harmonics of A_1), also these pairings will be unfavorable [44]. Hence, the dominant superconducting instability will arise from the A_2 or E representation.

To determine the leading eigenvalue $\lambda^{(0)}$ and the representation of the associated superconducting order parameter, we solve Eq. (8) numerically for a broad range of fillings $n \in [0.4, 1.6]$. As shown in Fig. 3 and 4, we find for $1.4 \lesssim n \lesssim 1.45$ that $\lambda^{(0)}$ is in the A_2 representation with a single-component order parameter $\Delta(\mathbf{k}) \propto \Delta_1(\mathbf{k})$. In contrast, for all other n , we find that $\lambda^{(0)}$ is in the E representation with a two-component order parameter, $\Delta(\mathbf{k}) = \eta_1 \Delta_1(\mathbf{k}) + \eta_2 \Delta_2(\mathbf{k})$. Notably, we also observe that the magnitude of $\lambda^{(0)}$, which we associate with the pairing strength, is greatly enhanced for $n \approx 0.9$. This enhanced pairing strength leads to a significant enhancement in the critical temperature T_c and suggest a pronounced tendency towards superconductivity at $n = 0.9$.

To understand the origin of the E representation superconductivity, we note that the DOS of $\xi_+(\mathbf{k})$ is maximal near the saddle points $\mathbf{Q}'_j = C_3^{j-1} \kappa_-$ for $n \approx 1$. The amplitude of the scattering processes between these points is $\propto \chi \equiv \chi_{+-}(\mathbf{Q}'_i + \mathbf{Q}'_j)$, which are exactly the points where $\chi_{+-}(\mathbf{q})$ is maximal. We thus construct a three-patch model for the order parameters $\Delta = [\Delta(\mathbf{Q}'_1), \Delta(\mathbf{Q}'_2), \Delta(\mathbf{Q}'_3)]^T$ that (analogous to Eq. (8)) is given by the eigenvalue equation $\chi(\mathbf{P} - \mathbf{1})\Delta = \lambda\Delta$ with

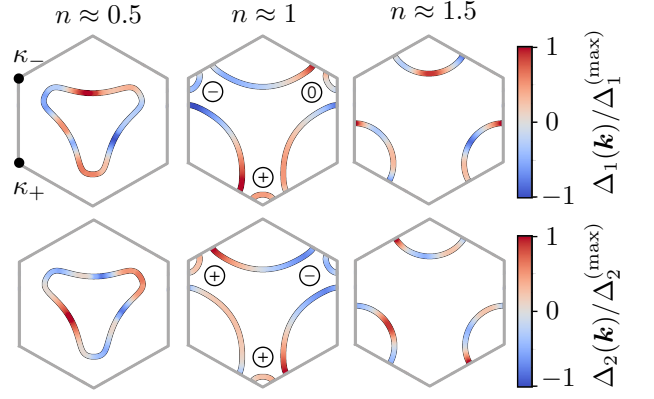


FIG. 4. (Color online) Linear independent gap functions of the leading superconducting state in the E representation.

$(\mathbf{P})_{ij} = 1$ and $(\mathbf{1})_{ij} = \delta_{ij}$. The most negative eigenvalue $\lambda^{(0)} = -\chi$ is indeed found to be doubly degenerate with eigenvectors $(-1, 1, 0)^T$ and $(1, 1, -2)^T$ in the E representation. In contrast, the positive eigenvalue $\lambda^{(1)} = 2\chi$ is in the A representation with eigenvector $(1, 1, 1)^T$.

Finally, we want to identify the superconducting state $\boldsymbol{\eta} = (\eta_1, \eta_2)$ realized in the E representation of our model. For that purpose, we write down the (C_{3v} -symmetric) Ginzburg-Landau free energy for our system,

$$F_{\text{GL}} = a(T - T_c) \boldsymbol{\eta} \cdot \boldsymbol{\eta}^* + b_1 (\boldsymbol{\eta} \cdot \boldsymbol{\eta}^*)^2 + b_2 |\boldsymbol{\eta} \cdot \boldsymbol{\eta}|^2 + \dots, \quad (9)$$

where $a > 0$ induces the superconducting phase if $T < T_c$ and $b_1 > 0$ ensures thermodynamic stability. The sign of b_2 fixes the form of the superconducting state: If $b_2 < 0$, F_{GL} is minimized by the *nematic state* with $\boldsymbol{\eta} = (\cos \varphi, \sin \varphi)$ and $\varphi \in [0, 2\pi)$. The latter spontaneously breaks the three-fold rotation symmetry of the lattice but preserves time-reversal symmetry. If $b_2 > 0$, F_{GL} is minimized by the *chiral state* with $\boldsymbol{\eta} = (1, \pm i)$. The chiral state breaks time-reversal symmetry spontaneously and is characterized by a finite Chern number \mathcal{C} counting the number of chiral Majorana edge modes, see Fig. 3. If inversion symmetry is strongly broken $|\xi_{\uparrow}(\mathbf{k}) - \xi_{\downarrow}(\mathbf{k})| \gg |\Delta(\mathbf{k})|$, the chiral state should be energetically favorable [47]. However, if inversion symmetry breaking is weak or the sample is strained, the nematic and chiral state could be competitive and the two states could be distinguished by anisotropies in the upper critical field [48, 49].

Conclusion. We have studied a realistic model for superconductivity in tWSe_2 based on spin-valley fluctuations. We have shown that the enhancement of spin-valley fluctuations at half-filling can provide a mechanism for Cooper pairing and explain the experimental observation of a candidate superconducting state [14]. Since our results are asymptotically exact for small interaction strength, we hope that our work will provide a starting point for superconductivity studies in twisted TMDs.

-
- [1] S. Manzeli, D. Ovchinnikov, D. Pasquier, O. V. Yazyev, and A. Kis, *Nat. Rev. Mat.* **2**, 17033 (2017).
- [2] X. Qian, J. Liu, L. Fu, and J. Li, *Science* **346**, 1344 (2014).
- [3] S. Tang, C. Zhang, D. Wong, Z. Pedramrazi, H.-Z. Tsai, C. Jia, B. Moritz, M. Claassen, H. Ryu, S. Kahn, J. Jiang, H. Yan, M. Hashimoto, D. Lu, R. G. Moore, C.-C. Hwang, C. Hwang, Z. Hussain, Y. Chen, M. M. Ugeda, Z. Liu, X. Xie, T. P. Devereaux, M. F. Crommie, S.-K. Mo, and Z.-X. Shen, *Nat. Phys.* **13**, 683 (2017).
- [4] S. Wu, V. Fatemi, Q. D. Gibson, K. Watanabe, T. Taniguchi, R. J. Cava, and P. Jarillo-Herrero, *Science* **359**, 76 (2018).
- [5] Y. Shi, J. Kahn, B. Niu, Z. Fei, B. Sun, X. Cai, B. A. Francisco, D. Wu, Z.-X. Shen, X. Xu, D. H. Cobden, and Y.-T. Cui, *Sci. Adv.* **5**, eaat8799 (2019).
- [6] J. M. Lu, O. Zeliuk, I. Leermakers, N. F. Q. Yuan, U. Zeitler, K. T. Law, J. T. Ye, *Science* **350**, 1353 (2015).
- [7] X. Xi, Z. Wang, W. Zhao, J.-H. Park, K. T. Law, H. Berger, L. Forró, J. Shan, and K. F. Mak, *Nat. Phys.* **12**, 139 (2016).
- [8] E. Sohn, X. Xi, W.-Y. He, S. Jiang, Z. Wang, K. Kang, J.-H. Park, H. Berger, L. Forró, K. T. Law, J. Shan, and K. F. Mak, *Nat. Mater.* **17**, 504 (2018).
- [9] C. Sergio, M. R. Sinko, D. P. Gopalan, N. Sivadas, K. L. Seyler, K. Watanabe, T. Taniguchi, A. W. Tsen, X. Xu, D. Xiao, and B. Hunt, *Nat. Commun.* **9**, 1427 (2018).
- [10] E. C. Regan, D. Wang, C. Jin, M. I. B. Utama, B. Gao, X. Wei, S. Zhao, W. Zhao, K. Yumigeta, M. Blei, J. Carlstroem, K. Watanabe, T. Taniguchi, S. Tongay, M. Crommie, A. Zettl, and F. Wang, *Nature* **579**, 359 (2020).
- [11] Y. Tang, L. Li, T. Li, Y. Xu, S. Liu, K. Barmak, K. Watanabe, T. Taniguchi, A. H. MacDonald, J. Shan, and K. F. Mak, *Nature* **579**, 353 (2020).
- [12] C. Jin, Z. Tao, T. Li, Y. Xu, Y. Tang, J. Zhu, S. Liu, K. Watanabe, T. Taniguchi, J. C. Hone, L. Fu, J. Shan, and K. F. Mak, *Nat. Mater.* **20**, 940 (2021).
- [13] A. Ghiotto, E.-M. Shih, G. S. S. G. Pereira, D. A. Rhodes, B. Kim, J. Zang, A. J. Millis, K. Watanabe, T. Taniguchi, J. C. Hone, L. Wang, C. R. Dean, and Abhay N. Pasupathy, *arXiv:2103.09796* (2021).
- [14] L. Wang, E.-M. Shih, A. Ghiotto, L. Xian, D. A. Rhodes, C. Tan, M. Claassen, D. M. Kennes, Y. Bai, B. Kim, K. Watanabe, T. Taniguchi, X. Zhu, J. Hone, A. Rubio, A. N. Pasupathy, and C. R. Dean, *Nature Materials* **19**, 861 (2020).
- [15] Z. Zhang, Y. Wang, K. Watanabe, T. Taniguchi, K. Ueno, E. Tutuc, and B. J. LeRoy, *Nat. Phys.* **16**, 1093 (2020).
- [16] T. Li, S. Jiang, L. Li, Y. Zhang, K. Kang, J. Zhu, K. Watanabe, T. Taniguchi, D. Chowdhury, L. Fu, J. Shan, and K. F. Mak, *arXiv:2103.09779* (2021).
- [17] T. Li, S. Jiang, B. Shen, Y. Zhang, L. Li, T. Devakul, K. Watanabe, T. Taniguchi, L. Fu, J. Shan, and K. F. Mak, *arXiv:2107.01796* (2021).
- [18] J. Zang, J. Wang, J. Cano, and A. J. Millis, *Phys. Rev. B* **104**, 075150 (2021).
- [19] F. Wu, T. Lovorn, E. Tutuc, and A. H. MacDonald, *Phys. Rev. Lett.* **121**, 026402 (2018).
- [20] F. Wu, T. Lovorn, E. Tutuc, I. Martin, and A. H. MacDonald, *Phys. Rev. Lett.* **122**, 086402 (2019).
- [21] C. Schrade and L. Fu, *Phys. Rev. B* **100**, 035413 (2019).
- [22] H. Pan, F. Wu, and S. Das Sarma, *Phys. Rev. Research* **2**, 033087 (2020).
- [23] H. Pan, F. Wu, and S. Das Sarma, *Phys. Rev. B* **102**, 201104 (2020).
- [24] Y. Zhang, N. F. Q. Yuan, and L. Fu, *Phys. Rev. B* **102**, 201115(R) (2020).
- [25] Y. Zhang, T. Liu, and L. Fu, *Phys. Rev. B* **103**, 155142 (2021).
- [26] T. Devakul, V. Crépel, Y. Zhang, and L. Fu, *arXiv:2106.11954* (2021).
- [27] Y. Zhang, T. Devakul, and L. Fu, *arXiv:2107.02167* (2021).
- [28] Y.-T. Hsu, F. Wu, S. Das Sarma, *arXiv:2105.02415* (2021).
- [29] Y. Cao, V. Fatemi, S. Fang, K. Watanabe, T. Taniguchi, E. Kaxiras, and P. Jarillo-Herrero, *Nature* **556**, 43 (2018).
- [30] M. Yankowitz, S. Chen, H. Polshyn, Y. Zhang, K. Watanabe, T. Taniguchi, D. Graf, A. F. Young, and C. R. Dean, *Science* **363**, 1059 (2019).
- [31] G. Chen, A. L. Sharpe, P. Gallagher, I. T. Rosen, E. J. Fox, L. Jiang, B. Lyu, H. Li, K. Watanabe, T. Taniguchi, J. Jung, Z. Shi, D. Goldhaber-Gordon, Y. Zhang, and F. Wang, *Nature* **572**, 215 (2019).
- [32] X. Liu, Z. Hao, E. Khalaf, J. Y. Lee, K. Watanabe, T. Taniguchi, A. Vishwanath, and P. Kim, *Nature* **583**, 221-225 (2020).
- [33] J. M. Park, Y. Cao, K. Watanabe, T. Taniguchi, and P. Jarillo-Herrero, *Nature* **590**, 249 (2021).
- [34] Z. Hao, A. Zimmerman, P. Ledwith, E. Khalaf, D. H. Najafabadi, K. Watanabe, T. Taniguchi, A. Vishwanath, and P. Kim, *Science* **371**, 1133 (2021).
- [35] Y. Cao, J. M. Park, K. Watanabe, T. Taniguchi, and P. Jarillo-Herrero, *arXiv:2103.12083* (2021).
- [36] S. Raghu, S. A. Kivelson, and D. J. Scalapino, *Phys. Rev. B* **81**, 224505 (2010).
- [37] Z. Bi and L. Fu, *Nat. Commun.* **12**, 642 (2021).
- [38] N. Bultinck, S. Chatterjee, and M. P. Zaletel, *Phys. Rev. Lett.* **124**, 166601 (2020).
- [39] M. Sigrist, *AIP Conference Proceedings* **789**, 165 (2005).
- [40] P. A. Frigeri, D. F. Agterberg, A. Koga, and M. Sigrist, *Phys. Rev. Lett.* **92**, 097001 (2004).
- [41] P. A. Frigeri, D. F. Agterberg, M. Sigrist, *New J. Phys.* **6**, 115 (2004).
- [42] W. Kohn and J. M. Luttinger, *Phys. Rev. Lett.* **15**, 524 (1965).
- [43] In the Supplemental Material, we provide details on the derivation of the interaction vertex, the self-consistency equation, and the Ginzburg-Landau free energy. We also discuss an effective triangular-lattice Hubbard model.
- [44] Y.-T. Hsu, A. Vaezi, M. H. Fischer, E.-A. Kim, *Nat. Commun.* **8**, 14985 (2017).
- [45] N. F. Q. Yuan, K. F. Mak, K. T. Law, *Phys. Rev. Lett.* **113**, 097001 (2014).
- [46] W. Cho, R. Thomale, S. Raghu, S. A. Kivelson, *Phys. Rev. B* **88**, 064505 (2013).
- [47] M. S. Scheurer, D. F. Agterberg, and J. Schmalian, *npj Quant. Mater.* **2**, 9 (2017).
- [48] J. W. F. Venderbos, V. Kozii, and L. Fu, *Phys. Rev. B* **94**, 094522 (2016).
- [49] Y. Cao, D. Rodan-Legrain, J. M. Park, F. N. Yuan, K. Watanabe, T. Taniguchi, R. M. Fernandes, L. Fu, and P. Jarillo-Herrero, *Science* **372**, 264 (2021).

Supplemental Material to ‘Nematic, chiral and topological superconductivity in transition metal dichalcogenides’

Constantin Schrader¹ and Liang Fu²

¹ *Center for Quantum Devices, Niels Bohr Institute, University of Copenhagen, 2100 Copenhagen, Denmark*

² *Department of Physics, Massachusetts Institute of Technology, 77 Massachusetts Ave., Cambridge, MA 02139*

In the Supplemental Material, we provide details on the derivation of the interaction vertex, the self-consistency equation, and the Ginzburg-Landau free energy. We also discuss an additional effective triangular-lattice Hubbard model.

EFFECTIVE PAIRING INTERACTION

In this first section of the Supplemental Material (SM), we provide details on the derivation of the effective pairing interaction from a Kohn-Luttinger renormalization of the bare repulsive interaction.

- As a first step in this derivation, we write the partition function of the Hamiltonian H (as given in Eq. (6) of the main text) in terms of a coherent state Feynman path integral over Grassman variables,

$$\begin{aligned} Z &= \int \mathcal{D}[c^*, c] e^{-S_0 - S_I}, \\ S_0 &= \sum_s \sum_{\mathbf{k}, \omega_n} c_{\mathbf{k}, s}^*(i\omega_n) [-i\omega_n + \xi_s(\mathbf{k})] c_{\mathbf{k}, s}(i\omega_n), \\ S_I &= \frac{U}{\beta N} \sum_{s, s'} \sum_{\substack{\mathbf{k}, \mathbf{k}', \mathbf{q} \\ \omega_n, \omega'_n, \omega_\nu}} c_{\mathbf{k}+\mathbf{q}, s}^*(i\omega_n + i\omega_\nu) c_{\mathbf{k}'-\mathbf{q}, s'}^*(i\omega'_n - i\omega_\nu) c_{\mathbf{k}', s'}(i\omega'_n) c_{\mathbf{k}, s}(i\omega_n). \end{aligned} \quad (10)$$

Next, we introduce a low-energy effective action for modes in the vicinity of the Fermi surfaces [1, 2],

$$S_I^{\text{eff}} = \langle S_I \rangle - \frac{1}{2} (\langle S_I^2 \rangle - \langle S_I \rangle^2), \quad (11)$$

where $\langle \dots \rangle$ denotes the averaging over ‘high’ energy modes with action S_0 . We note that the first term in the expression for S_I^{eff} corresponds to the bare repulsive interaction and is $\propto U$. In contrast, the second term renormalizes the bare repulsive interaction and is $\propto U^2$.

To evaluate the renormalization of the bare repulsive interaction, we write it in the more compact form,

$$S_I^{\text{eff}} - \langle S_I \rangle = -\frac{1}{2} \left[\sum_{1,2,3,4} \sum_{1',2',3',4'} \langle c_1^* c_2^* c_3 c_4 c_1^* c_2^* c_3' c_4' \rangle - \langle S_I \rangle^2 \right] = -\frac{1}{2} \sum_{1,2,3,4} \sum_{1',2',3',4'} \langle c_1^* c_2^* c_3 c_4 c_1^* c_2^* c_3' c_4' \rangle_{\text{con}}. \quad (12)$$

Here, we have introduced the short-hand notation $\sum_{1,2,3,4} \equiv (U/\beta N) \sum_{s,s'} \sum_{\mathbf{k}, \mathbf{k}', \mathbf{q}} \sum_{\omega_n, \omega'_n, \omega_\nu}$. Moreover, in the second equality, we have noted that the Wick contractions which correspond to disconnected Feynman diagrams in $\langle S_I^2 \rangle$ are cancelled by $\langle S_I \rangle^2$. In particular, the average $\langle \dots \rangle_{\text{con}}$ only involves Wick contractions that correspond to connected Feynman diagrams.

Within the Kohn-Luttinger approach, the corrections to the bare repulsive interactions are given by the Wick contractions in the particle-hole channel. These Wick contractions are classified into three types,

$$\begin{aligned} \text{Type 1:} & \quad \langle c_1^* c_2^* c_3 c_4 c_1^* c_2^* c_3' c_4' \rangle, \quad \langle c_1^* c_2^* c_3 c_4 c_1^* c_2^* c_3' c_4' \rangle, \quad \langle c_1^* c_2^* c_3 c_4 c_1^* c_2^* c_3' c_4' \rangle, \quad \langle c_1^* c_2^* c_3 c_4 c_1^* c_2^* c_3' c_4' \rangle \\ & \quad \langle c_1^* c_2^* c_3 c_4 c_1^* c_2^* c_3' c_4' \rangle, \quad \langle c_1^* c_2^* c_3 c_4 c_1^* c_2^* c_3' c_4' \rangle, \quad \langle c_1^* c_2^* c_3 c_4 c_1^* c_2^* c_3' c_4' \rangle, \quad \langle c_1^* c_2^* c_3 c_4 c_1^* c_2^* c_3' c_4' \rangle \\ \text{Type 2:} & \quad \langle c_1^* c_2^* c_3 c_4 c_1^* c_2^* c_3' c_4' \rangle, \quad \langle c_1^* c_2^* c_3 c_4 c_1^* c_2^* c_3' c_4' \rangle, \quad \langle c_1^* c_2^* c_3 c_4 c_1^* c_2^* c_3' c_4' \rangle, \quad \langle c_1^* c_2^* c_3 c_4 c_1^* c_2^* c_3' c_4' \rangle \\ \text{Type 3:} & \quad \langle c_1^* c_2^* c_3 c_4 c_1^* c_2^* c_3' c_4' \rangle, \quad \langle c_1^* c_2^* c_3 c_4 c_1^* c_2^* c_3' c_4' \rangle, \quad \langle c_1^* c_2^* c_3 c_4 c_1^* c_2^* c_3' c_4' \rangle, \quad \langle c_1^* c_2^* c_3 c_4 c_1^* c_2^* c_3' c_4' \rangle \end{aligned} \quad (13)$$

For each of these three types of Wick contractions, we show example Feynman diagrams in Fig. 5. We now proceed with the evaluation of the different types of Wick contractions:

Wick contractions of type 1 and 2

We begin by evaluation the Wick contractions of type 1 and, for that purpose, consider the following example,

$$\begin{aligned}
& -\frac{1}{2} \sum_{1,2,3,4} \sum_{1',2',3',4'} \langle \overbrace{c_1^* c_2^* c_3 c_4 c_1^* c_2^* c_3' c_4'} \rangle \\
&= -\frac{1}{2(\beta N)^2} \sum_{\substack{\mathbf{k}, \mathbf{k}', \mathbf{q} \\ \omega_n, \omega'_n, \omega_\nu}} G_\uparrow(\mathbf{q}, i\omega_\nu) G_\uparrow(\mathbf{q} + \mathbf{k} - \mathbf{k}', i\omega_\nu + i\omega_n + i\omega'_n) \langle c_{\mathbf{k},\uparrow}^*(i\omega_n) c_{-\mathbf{k},\downarrow}^*(-i\omega_n) c_{-\mathbf{k}',\downarrow}(-i\omega'_n) c_{\mathbf{k}',\uparrow}(i\omega'_n) \rangle \\
&\quad - \frac{1}{2(\beta N)^2} \sum_{\substack{\mathbf{k}, \mathbf{k}', \mathbf{q} \\ \omega_n, \omega'_n, \omega_\nu}} G_\downarrow(\mathbf{q}, i\omega_\nu) G_\downarrow(\mathbf{q} + \mathbf{k} - \mathbf{k}', i\omega_\nu + i\omega_n + i\omega'_n) \langle c_{\mathbf{k},\uparrow}^*(i\omega_n) c_{-\mathbf{k},\downarrow}^*(-i\omega_n) c_{-\mathbf{k}',\downarrow}(-i\omega'_n) c_{\mathbf{k}',\uparrow}(i\omega'_n) \rangle
\end{aligned} \tag{14}$$

In the second line of the example, we have defined the Green's function $G_s(\mathbf{k}, i\omega_n) = \langle c_{\mathbf{k},s}^\dagger(i\omega_n) c_{\mathbf{k},s}(i\omega_n) \rangle$ and only kept the terms that lead to a pairing interaction. The remaining Wick contractions of type 1 give the same result and, therefore, we do not display them here.

Next, we want to compare this finding with a particular example for a Wick contraction of type 2,

$$\begin{aligned}
& -\frac{1}{2} \sum_{1,2,3,4} \sum_{1',2',3',4'} \langle \overbrace{c_1^* c_2^* c_3 c_4 c_1^* c_2^* c_3' c_4'} \rangle \\
&\equiv \frac{1}{(\beta N)^2} \sum_{\substack{\mathbf{k}, \mathbf{k}', \mathbf{q} \\ \omega_n, \omega'_n, \omega_\nu}} G_\uparrow(\mathbf{q}, i\omega_\nu) G_\uparrow(\mathbf{q} + \mathbf{k} - \mathbf{k}', i\omega_\nu + i\omega_n + i\omega'_n) \langle c_{\mathbf{k},\uparrow}^*(i\omega_n) c_{-\mathbf{k},\downarrow}^*(-i\omega_n) c_{-\mathbf{k}',\downarrow}(-i\omega'_n) c_{\mathbf{k}',\uparrow}(i\omega'_n) \rangle \\
&\quad + \frac{1}{(\beta N)^2} \sum_{\substack{\mathbf{k}, \mathbf{k}', \mathbf{q} \\ \omega_n, \omega'_n, \omega_\nu}} G_\downarrow(\mathbf{q}, i\omega_\nu) G_\downarrow(\mathbf{q} + \mathbf{k} - \mathbf{k}', i\omega_\nu + i\omega_n + i\omega'_n) \langle c_{\mathbf{k},\uparrow}^*(i\omega_n) c_{-\mathbf{k},\downarrow}^*(-i\omega_n) c_{-\mathbf{k}',\downarrow}(-i\omega'_n) c_{\mathbf{k}',\uparrow}(i\omega'_n) \rangle
\end{aligned} \tag{15}$$

Here, we observe that this finding differs from the previous one by a minus sign and a prefactor of 2. Since the remaining Wick contractions of type 2 all give the same result as this example, we find that the type 1 and type 2 contributions cancel each other and, therefore, do not contribute to the effective action.

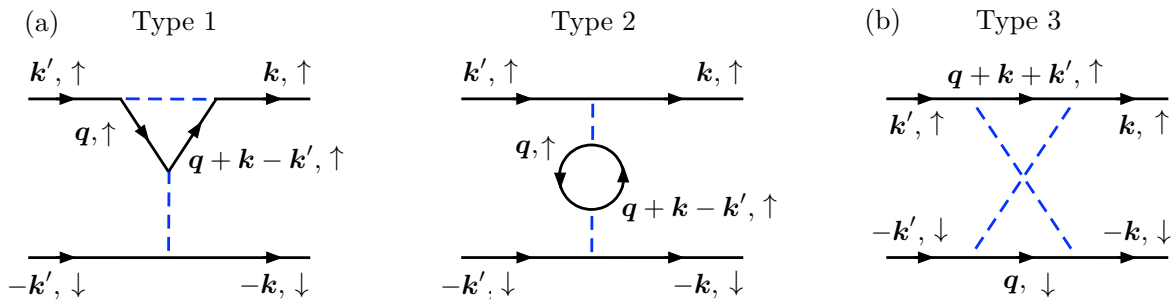


FIG. 5. (Color online) (a) Feynman diagrams corresponding to Wick contractions of type 1 and type 2 within the Kohn-Luttinger renormalization of the bare repulsive interaction. The closed fermion loop in the Feynman diagram of type 2 produces an additional minus sign and, therefore, the Feynman diagrams of type 1 and type 2 cancel each other. (b) Feynman diagram corresponding to Wick contractions of type 3, which yield a finite contribution to the effective pairing interaction.

Wick contractions of type 3

For illustrating the evaluation of a Wick contraction of type 3, we again pick a specific example,

$$\begin{aligned}
& -\frac{1}{2} \sum_{1,2,3,4} \sum_{1',2',3',4'} \langle c_1^* c_2^* c_3 c_4 c_1^* c_2^* c_3' c_4' \rangle \\
& \equiv -\frac{1}{(\beta N)^2} \sum_{\substack{\mathbf{k}, \mathbf{k}', \mathbf{q} \\ \omega_n, \omega_n', \omega_\nu}} G_\downarrow(\mathbf{q}, i\omega_\nu) G_\uparrow(\mathbf{q} + \mathbf{k} + \mathbf{k}', i\omega_\nu + i\omega_n + i\omega_n') \langle c_{\mathbf{k},\uparrow}^* (i\omega_n) c_{-\mathbf{k},\downarrow}^* (-i\omega_n) c_{-\mathbf{k}',\downarrow} (-i\omega_n') c_{\mathbf{k}',\uparrow} (i\omega_n') \rangle.
\end{aligned} \tag{16}$$

Similar to the previous subsection, we find that all type 3 Wick contractions give the same contribution as this example. Hence, we find that the amplitude of the effective pairing interaction reads,

$$\begin{aligned}
\Gamma(\mathbf{k}, \mathbf{k}') &= U + U^2 \chi_{+-}(\mathbf{k} + \mathbf{k}') \quad \text{with} \quad \chi_{+-}(\mathbf{q}) \equiv \chi_{+-}(\mathbf{q}, i\omega = 0) \\
&= -\frac{1}{\beta N} \sum_{\mathbf{k}} G_\downarrow(\mathbf{q}, i\omega = 0) G_\uparrow(\mathbf{q} + \mathbf{k}, i\omega = 0) \\
&= -\frac{1}{N} \sum_{\mathbf{k}} \frac{f(\xi_\downarrow(\mathbf{k}) - \mu) - f(\xi_\uparrow(\mathbf{q} + \mathbf{k}) - \mu)}{\xi_\downarrow(\mathbf{k}) - \xi_\uparrow(\mathbf{q} + \mathbf{k})}.
\end{aligned} \tag{17}$$

Here, we have set the Matsubara frequencies at the external legs of the Feynman diagrams to zero and omitted numerical prefactors in χ_{+-} as they will not be relevant for the weak coupling study of superconductivity. Furthermore, we have introduced the Fermi distribution f and carried out the summation over the Matsubara frequencies by using $G_s(\mathbf{k}, i\omega_n) = 1/(i\omega_n - \xi_s(\mathbf{k}) + \mu)$. This concludes our derivation of the effective pairing interaction.

MEAN-FIELD THEORY AND SELF-CONSISTENCY EQUATION

In this second section of the SM, we provide details on the derivation of the pairing Hamiltonian within mean-field theory and determine the self-consistency equation for the superconducting order parameter.

In a first step, we consider the effective pairing interaction in the Hamiltonian form,

$$H_I^{\text{eff}} = \frac{1}{N} \sum_{\mathbf{k}, \mathbf{k}'} \Gamma(\mathbf{k}, \mathbf{k}') c_{\mathbf{k},\uparrow}^\dagger c_{-\mathbf{k},\downarrow}^\dagger c_{-\mathbf{k}',\downarrow} c_{\mathbf{k}',\uparrow} \quad \text{with} \quad \Gamma(\mathbf{k}, \mathbf{k}') = U + U^2 \chi_{+-}(\mathbf{k} + \mathbf{k}'), \tag{18}$$

and perform a mean-field decoupling,

$$\begin{aligned}
H_I^{\text{eff}} &\rightarrow H_\Delta = \frac{1}{2N} \sum_{\mathbf{k}, \mathbf{k}'} \Gamma(\mathbf{k}, \mathbf{k}') \left[\langle c_{\mathbf{k},\uparrow}^\dagger c_{-\mathbf{k},\downarrow}^\dagger \rangle c_{-\mathbf{k}',\downarrow} c_{\mathbf{k}',\uparrow} + c_{\mathbf{k},\uparrow}^\dagger c_{-\mathbf{k},\downarrow}^\dagger \langle c_{-\mathbf{k}',\downarrow} c_{\mathbf{k}',\uparrow} \rangle \right] \\
&= -\sum_{\mathbf{k}} \Delta(\mathbf{k}) c_{-\mathbf{k},\downarrow} c_{\mathbf{k},\uparrow} - \sum_{\mathbf{k}} \Delta(\mathbf{k})^* c_{\mathbf{k},\uparrow}^\dagger c_{-\mathbf{k},\downarrow}^\dagger,
\end{aligned} \tag{19}$$

where we have defined the superconducting order parameter as,

$$\Delta(\mathbf{k}) = -\frac{1}{2N} \sum_{\mathbf{k}'} \Gamma(\mathbf{k}, \mathbf{k}') \langle c_{\mathbf{k}',\uparrow}^\dagger c_{-\mathbf{k}',\downarrow}^\dagger \rangle. \tag{20}$$

In a second step, we write the pairing Hamiltonian H_Δ and the normal state Hamiltonian H_0 as a Bogoliubov-de Gennes Hamiltonian matrix,

$$\begin{aligned}
H &= H_0 + H_\Delta \\
&= \sum_{\mathbf{k}} \xi_\uparrow(\mathbf{k}) c_{\mathbf{k},\uparrow}^\dagger c_{\mathbf{k},\uparrow} + \xi_\downarrow(\mathbf{k}) c_{\mathbf{k},\downarrow}^\dagger c_{\mathbf{k},\downarrow} - \Delta(\mathbf{k}) c_{-\mathbf{k},\downarrow} c_{\mathbf{k},\uparrow} - \Delta(\mathbf{k})^* c_{\mathbf{k},\uparrow}^\dagger c_{-\mathbf{k},\downarrow}^\dagger \\
&= \sum_{\mathbf{k}} \xi_\uparrow(\mathbf{k}) \left[c_{\mathbf{k},\uparrow}^\dagger c_{\mathbf{k},\uparrow} + c_{-\mathbf{k},\downarrow}^\dagger c_{-\mathbf{k},\downarrow} \right] - \Delta(\mathbf{k}) c_{-\mathbf{k},\downarrow} c_{\mathbf{k},\uparrow} - \Delta(\mathbf{k})^* c_{\mathbf{k},\uparrow}^\dagger c_{-\mathbf{k},\downarrow}^\dagger \\
&= \sum_{\mathbf{k}} \begin{pmatrix} c_{\mathbf{k},\uparrow}^\dagger & c_{-\mathbf{k},\downarrow} \end{pmatrix} \begin{pmatrix} \xi_\uparrow(\mathbf{k}) & -\Delta(\mathbf{k})^* \\ -\Delta(\mathbf{k}) & -\xi_\uparrow(\mathbf{k}) \end{pmatrix} \begin{pmatrix} c_{\mathbf{k},\uparrow} \\ c_{-\mathbf{k},\downarrow}^\dagger \end{pmatrix} + E_0
\end{aligned} \tag{21}$$

where we have used that $\xi_{\downarrow}(-\mathbf{k}) = \xi_{\uparrow}(\mathbf{k})$ and defined the energy offset E_0 . We now introduce the Bogoliubov transformations,

$$\begin{pmatrix} c_{\mathbf{k},\uparrow} \\ c_{-\mathbf{k},\downarrow}^{\dagger} \end{pmatrix} = \begin{pmatrix} u_{\mathbf{k}}^* & v_{\mathbf{k}} \\ -v_{\mathbf{k}} & u_{\mathbf{k}} \end{pmatrix} \begin{pmatrix} \gamma_{\mathbf{k},1} \\ \gamma_{-\mathbf{k},2}^{\dagger} \end{pmatrix} \quad \text{with} \quad u_{\mathbf{k}} = \frac{\Delta(\mathbf{k})}{|\Delta(\mathbf{k})|} \sqrt{\frac{1}{2} \left(1 + \frac{\xi_{\uparrow}(\mathbf{k})}{E(\mathbf{k})} \right)}, \quad v_{\mathbf{k}} = \sqrt{\frac{1}{2} \left(1 - \frac{\xi_{\uparrow}(\mathbf{k})}{E(\mathbf{k})} \right)}, \quad (22)$$

and apply it to the Bogoliubov-de Gennes Hamiltonian matrix. This yields the diagonalized Hamiltonian,

$$H = \sum_{\mathbf{k}} \begin{pmatrix} \gamma_{\mathbf{k},1}^{\dagger} & \gamma_{-\mathbf{k},2} \end{pmatrix} \begin{pmatrix} E(\mathbf{k}) & 0 \\ 0 & -E(\mathbf{k}) \end{pmatrix} \begin{pmatrix} \gamma_{\mathbf{k},1} \\ \gamma_{-\mathbf{k},2}^{\dagger} \end{pmatrix} = \sum_{\mathbf{k}} E(\mathbf{k}) \left[\gamma_{\mathbf{k},1}^{\dagger} \gamma_{\mathbf{k},1} + \gamma_{-\mathbf{k},2}^{\dagger} \gamma_{-\mathbf{k},2} \right] + E_0', \quad (23)$$

where we have defined the quasiparticle energy $E(\mathbf{k}) = \sqrt{\xi_{\uparrow}(\mathbf{k})^2 + |\Delta(\mathbf{k})|^2}$ and another energy offset E_0' .

In a third step, we evaluate the expectation value,

$$\begin{aligned} \langle c_{\mathbf{k},\uparrow}^{\dagger} c_{-\mathbf{k},\downarrow}^{\dagger} \rangle &= \frac{1}{2} \left[-u_{\mathbf{k}} v_{\mathbf{k}} \langle \gamma_{\mathbf{k},1}^{\dagger} \gamma_{\mathbf{k},1} \rangle + v_{\mathbf{k}} u_{\mathbf{k}} \langle \gamma_{-\mathbf{k},2} \gamma_{-\mathbf{k},2}^{\dagger} \rangle \right] \\ &= \frac{1}{2} u_{\mathbf{k}} v_{\mathbf{k}} \left[1 - \langle \gamma_{\mathbf{k},1}^{\dagger} \gamma_{\mathbf{k},1} \rangle - \langle \gamma_{-\mathbf{k},2}^{\dagger} \gamma_{-\mathbf{k},2} \rangle \right] \\ &= \frac{1}{2} u_{\mathbf{k}} v_{\mathbf{k}} [1 - 2f(E(\mathbf{k}))] \\ &= \frac{1}{2} u_{\mathbf{k}} v_{\mathbf{k}} \tanh \left(\frac{E(\mathbf{k})}{2k_B T} \right) \\ &= \frac{1}{4} \frac{\Delta(\mathbf{k})}{E(\mathbf{k})} \tanh \left(\frac{E(\mathbf{k})}{2k_B T} \right). \end{aligned} \quad (24)$$

Here, f denotes the Fermi-Dirac distribution. We now reinsert the expression of the expectation value in the definition of the superconducting order parameter. Under the assumption that the superconducting order parameter is sufficiently small, we find the self-consistency equation,

$$\Delta(\mathbf{k}) = -\frac{1}{8N} \sum_{\mathbf{k}'} \Gamma(\mathbf{k}, \mathbf{k}') \frac{\Delta(\mathbf{k}')}{\xi_{\uparrow}(\mathbf{k}')} \tanh \left(\frac{\xi_{\uparrow}(\mathbf{k}')}{2k_B T} \right). \quad (25)$$

In a final step, we rewrite this self-consistency equation as an integral eigenvalue equation,

$$\int_{\text{FS}_{\uparrow}} \frac{d\hat{\mathbf{k}}'}{v_{\uparrow}(\hat{\mathbf{k}}')} \Gamma(\hat{\mathbf{k}}, \hat{\mathbf{k}}') \Delta(\hat{\mathbf{k}}') = \lambda \Delta(\hat{\mathbf{k}}), \quad (26)$$

which determines the superconducting order parameter on the $+K$ Fermi surface, $\xi_{\uparrow}(\mathbf{k}) - \mu = 0$, with $v_{\uparrow}(\mathbf{k}) = ||\partial \xi_{\uparrow}(\mathbf{k}) / \partial \mathbf{k}||$ denoting the Fermi velocity. We note that the superconducting order parameters at the $+K$ and $-K$ Fermi surfaces are given by $\Delta(\mathbf{k})$ and $\Delta'(\mathbf{k}) = -\Delta(-\mathbf{k})$, respectively. This concludes our derivation of the self-consistency equation of the superconducting order parameter.

NUMERICAL EVALUATION OF THE SELF-CONSISTENCY EQUATION

In this third section of the SM, we give details on the numerical evaluation of the self-consistency equation.

To start, we write the line integral in the self-consistency equation as an area integral over a small neighborhood of the $+K$ Fermi surface given by the level set $\xi_{\uparrow}(\mathbf{k}) - \mu = \pm\Omega$,

$$\int_{\text{FS}_{\uparrow}} \frac{d\hat{\mathbf{k}}'}{v_{\uparrow}(\hat{\mathbf{k}}')} \Gamma(\hat{\mathbf{k}}, \hat{\mathbf{k}}') \Delta(\hat{\mathbf{k}}') \approx \frac{1}{2\Omega} \int_{|\xi_{\uparrow}(\mathbf{k}') - \mu| < \Omega} d\mathbf{k}' \Gamma(\hat{\mathbf{k}}, \hat{\mathbf{k}}') \Delta(\hat{\mathbf{k}}') \approx \frac{1}{2\Omega} \sum_{|\xi_{\uparrow}(\mathbf{k}') - \mu| < \Omega} \delta \mathbf{k}' \Gamma(\hat{\mathbf{k}}, \hat{\mathbf{k}}') \Delta(\hat{\mathbf{k}}'). \quad (27)$$

Here, we have noted that the width of the area defined by the level set is roughly $2\Omega|\nabla_{\mathbf{k}}\xi_{\uparrow}(\mathbf{k})|^{-1} = 2\Omega v_{\uparrow}(\hat{\mathbf{k}}')^{-1}$ and divided the integrand by this factor. Subsequently, we have written the area integral in terms of a Riemann sum.

There are now two alternative approaches for numerically solving the eigenvalue equation:

A first approach is to fix a set of vectors $\{\mathbf{k}_i\}$ in momentum space within the window $|\xi_{\uparrow}(\mathbf{k}) - \mu| < \Omega$ and write the Riemann sum as a matrix \mathbf{A} with entries $[\mathbf{A}]_{ij} = \Gamma(\mathbf{k}_i, \mathbf{k}'_j) \delta\mathbf{k}'_j / 2\Omega$. Diagonalization of this matrix yields the desired eigenvalues λ and eigenvectors $\Delta(\mathbf{k})$. However, it is important to note that within this approach the resulting eigenvectors are not automatically classified in terms of the irreducible representations of C_{3v} .

A second approach is to fix an irreducible representation D of C_{3v} and expand the superconducting order parameter in terms of basis functions that are orthogonal with respect to the Fermi surface inner product,

$$\Delta^D(\mathbf{k}) = \sum_i c_i^D \psi_i^D(\mathbf{k}) \quad \text{with} \quad \left(\frac{1}{2\Omega}\right)^2 \sum_{\substack{\mathbf{k}, \mathbf{k}' \\ |\xi_{\uparrow}(\mathbf{k}) - \mu| < \Omega \\ |\xi_{\uparrow}(\mathbf{k}') - \mu| < \Omega}} \psi_i^D(\mathbf{k})^* \psi_j^D(\mathbf{k}') \delta\mathbf{k} \delta\mathbf{k}' = \delta_{ij}. \quad (28)$$

This expansion allows us to write the self-consistency equation in the matrix form,

$$\mathbf{A}^D \mathbf{c}^D = \lambda^D \mathbf{c}^D \quad \text{with} \quad [\mathbf{A}^D]_{ij} = \left(\frac{1}{2\Omega}\right)^2 \sum_{\substack{\mathbf{k}, \mathbf{k}' \\ |\xi_{\uparrow}(\mathbf{k}) - \mu| < \Omega \\ |\xi_{\uparrow}(\mathbf{k}') - \mu| < \Omega}} \psi_i^D(\mathbf{k})^* \Gamma(\hat{\mathbf{k}}, \hat{\mathbf{k}}') \psi_j^D(\mathbf{k}') \delta\mathbf{k} \delta\mathbf{k}', \quad (29)$$

so that we can solve for $\mathbf{c}^D = (c_1, c_2, \dots)^T$ to obtain the eigenvalues λ^D and the eigenvectors $\Delta^D(\mathbf{k})$.

Finally, we outline a two-step protocol [3] to generate the orthogonal basis functions for a d -dimensional representation D : As a first step, we fix a set of linear-independent vectors $\{\boldsymbol{\delta}_{n,i}\}_{i=1,\dots,d}$ that connect a site on the superlattice with an n -th nearest neighbor site. This set of vectors allows us to define the lattice harmonics,

$$\tilde{\psi}_{n,i}^D(\mathbf{k}) = \sum_G \text{char}_D([G]) e^{i\mathbf{k} \cdot G \boldsymbol{\delta}_{n,i}}, \quad (30)$$

where the summation is over all the group elements G of C_{3v} and $\text{char}_D([G])$ denotes the character of the conjugacy class $[G]$ in the representation D . In a second step, we use a Gram-Schmidt procedure to orthogonalize the lattice harmonics, leading to a desired set of orthogonal basis functions $\psi_i^D(\mathbf{k})$. This concludes our discussion on the numerical evaluation of the self-consistency equation.

GINZBURG-LANDAU FREE ENERGY

In this fourth section of the Supplemental Material, we present details on the analysis of the phenomenological Ginzburg-Landau free energy, which allows to us to identify the candidate pairing states that is realized in the E -representation of our model for superconductivity in tWSe_2 .

In a first step, we introduce a general linear combination of the superconducting order parameter,

$$\Delta(\mathbf{k}) = \eta_1 \Delta_1(\mathbf{k}) + \eta_2 \Delta_2(\mathbf{k}), \quad (31)$$

where $\{\Delta_1(\mathbf{k}), \Delta_2(\mathbf{k})\}$ are two linear-independent basis functions of the E -representation and $\{\eta_1, \eta_2\}$ are complex expansion coefficients.

In a second step, we expand the Ginzburg-Landau free energy in terms of $\boldsymbol{\eta} = (\eta_1, \eta_2)$,

$$F_{\text{GL}} = a \boldsymbol{\eta} \cdot \boldsymbol{\eta}^* + b_1 (\boldsymbol{\eta} \cdot \boldsymbol{\eta}^*)^2 + b_2 |\boldsymbol{\eta} \cdot \boldsymbol{\eta}|^2. \quad (32)$$

Here, we have required that the Ginzburg-Landau free energy is (1) a real function, (2) invariant under all symmetry operations of C_{3v} , (3) an even function in η_1 and η_2 . Moreover, we have denoted the Ginzburg-Landau expansion

coefficients by $\{a, b_1, b_2\}$. We point out that $a > 0$ induces the superconducting phase if $T < T_c$. Also, we note that $|\boldsymbol{\eta}^* \times \boldsymbol{\eta}|$ is not an independent quartic term because $|\boldsymbol{\eta} \cdot \boldsymbol{\eta}|^2 = (\boldsymbol{\eta} \cdot \boldsymbol{\eta}^*)^2 - |\boldsymbol{\eta}^* \times \boldsymbol{\eta}|$.

In a third step, we perform a variation of the Ginzburg-Landau free energy with respect to $\boldsymbol{\eta}^*$. This yields the requirement,

$$\frac{\delta F_{\text{GL}}}{\delta \boldsymbol{\eta}^*} = a \boldsymbol{\eta} + 2b_1 (\boldsymbol{\eta} \cdot \boldsymbol{\eta}^*) \boldsymbol{\eta} + 2b_2 (\boldsymbol{\eta} \cdot \boldsymbol{\eta}) \boldsymbol{\eta}^* \stackrel{!}{=} 0. \quad (33)$$

To ensure thermodynamic stability, we further require that $b_1 \stackrel{!}{>} 0$.

In a fourth step, we note that if $b_2 > 0$, the superconducting order parameter needs to satisfy $\boldsymbol{\eta} \cdot \boldsymbol{\eta} = 0$ for minimizing the Ginzburg-Landau free energy. From this constraint, we see that the superconducting order parameter needs to take on the chiral form,

$$\Delta(\mathbf{k}) \propto \Delta_1(\mathbf{k}) \pm i\Delta_2(\mathbf{k}). \quad (34)$$

In a final step, we note that if $b_2 < 0$, the superconducting order parameter needs to maximize $\boldsymbol{\eta} \cdot \boldsymbol{\eta}$ for minimizing the Ginzburg-Landau free energy. This condition implies that the superconducting order parameter needs to take on the nematic form,

$$\Delta(\mathbf{k}) \propto \cos \varphi \Delta_1(\mathbf{k}) + \sin \varphi \Delta_2(\mathbf{k}), \quad (35)$$

where φ is an arbitrary phase. This concludes our derivation of the form of the superconducting order parameter.

CHERN NUMBER

In this sixth section of the Supplemental Material, we present the details on the computation of the Chern number for the Bogoliubov-de Gennes Hamiltonian of superconducting tWSe₂.

As a first step, we write the Bogoliubov-de Gennes Hamiltonian in the form,

$$H = \frac{1}{2} \sum_{\mathbf{k}} \begin{pmatrix} c_{\mathbf{k},\uparrow}^\dagger & c_{\mathbf{k},\downarrow}^\dagger & c_{-\mathbf{k},\uparrow} & c_{-\mathbf{k},\downarrow} \end{pmatrix} \begin{pmatrix} \xi_\uparrow(\mathbf{k}) & 0 & 0 & -\Delta(\mathbf{k})^* \\ 0 & \xi_\downarrow(\mathbf{k}) & \Delta(-\mathbf{k})^* & 0 \\ 0 & \Delta(-\mathbf{k}) & -\xi_\downarrow(\mathbf{k}) & 0 \\ -\Delta(\mathbf{k}) & 0 & 0 & -\xi_\uparrow(\mathbf{k}) \end{pmatrix} \begin{pmatrix} c_{\mathbf{k},\uparrow} \\ c_{\mathbf{k},\downarrow} \\ c_{-\mathbf{k},\uparrow}^\dagger \\ c_{-\mathbf{k},\downarrow}^\dagger \end{pmatrix}, \quad (36)$$

and assume a superconducting order parameter of the chiral form, $\Delta(\mathbf{k}) = \Delta_1(\mathbf{k}) + i\Delta_2(\mathbf{k})$.

As a second step, we define the Chern number as [4],

$$\mathcal{C} = \frac{1}{2\pi} \sum_{E_s(\mathbf{k}) < 0} \int d\mathbf{k} \{ \partial_{k_x} a_y^s(\mathbf{k}) - \partial_{k_y} a_x^s(\mathbf{k}) \}. \quad (37)$$

In this expression, the filled Bogoliubov bands are given by,

$$E_\uparrow(\mathbf{k}) = -\sqrt{\xi_\uparrow(\mathbf{k})^2 + |\Delta(\mathbf{k})|^2} \quad \text{with} \quad E_\downarrow(\mathbf{k}) = -\sqrt{\xi_\downarrow(\mathbf{k})^2 + |\Delta(-\mathbf{k})|^2}. \quad (38)$$

The corresponding eigenstates $|\uparrow, \mathbf{k}\rangle$ and $|\downarrow, \mathbf{k}\rangle$ of the Hamiltonian density then define,

$$a_i^s(\mathbf{k}) = -i\langle s, \mathbf{k} | \partial_{k_i} | s, \mathbf{k} \rangle. \quad (39)$$

Finally, we note that for the numerical evaluation of the Chern number, we use the method described in [5]. This concludes our discussion on the Chern numbers for the Bogoliubov bandstructure of superconducting tWSe₂.

EFFECTIVE ‘ $\pi/6$ ’-MODEL

In this seventh section of the Supplemental Material, we introduce and discuss an effective model that captures some of the features of the full continuum model of tWSe₂ for the parameter choices given in the main text.

Hamiltonian

As a starting point, we introduce the Hamiltonian of the effective model,

$$\tilde{H} = \sum_{\mathbf{k},s} [\tilde{\xi}_s(\mathbf{k}) - \mu] c_{\mathbf{k},s}^\dagger c_{\mathbf{k},s} + \frac{U}{N} \sum_{\substack{\mathbf{k},\mathbf{p},\mathbf{q} \\ s,s'}} c_{\mathbf{q},s}^\dagger c_{\mathbf{p}+\mathbf{k}-\mathbf{q},s'}^\dagger c_{\mathbf{p},s'} c_{\mathbf{k},s} \quad (40)$$

In this expression, we have defined the dispersion relations, which describe (as shown in Fig. 6(a)) electron hopping on a triangular lattice,

$$\tilde{\xi}_s(\mathbf{k}) = -2\tilde{t} \sum_{i=1,2,3} \cos\left(\frac{\pi}{6}\right) \cos(\mathbf{k} \cdot \boldsymbol{\delta}_i) + s \sin\left(\frac{\pi}{6}\right) \sin(\mathbf{k} \cdot \boldsymbol{\delta}_i), \quad (41)$$

Here, the lattice vectors are given by $\boldsymbol{\delta}_1 = a_0/|\theta|(0, 1)^T$, $\boldsymbol{\delta}_2 = a_0/|\theta|(\sqrt{3}/2, -1/2)^T$, and $\boldsymbol{\delta}_3 = a_0/|\theta|(-\sqrt{3}/2, -1/2)^T$. Moreover, the tunneling amplitude is denoted by \tilde{t} . As shown in Fig. 6(b), the dispersion relation $\tilde{\xi}_s(\mathbf{k})$ is qualitatively similar to the dispersion relation $\xi_s(\mathbf{k})$ obtained from the full continuum model. In particular, the dispersion relation shows a saddle points at κ_\pm that lead to a vHs at half-filling, as depicted in Fig. 6(c).

Comparing the effective model to the continuum model

Next, want to compare the effective model to the continuum model of . For that purpose we have computed the valley susceptibility from the expression,

$$\tilde{\chi}_{\alpha\beta}(\mathbf{q}) = -\frac{1}{\beta N} \sum_{\mathbf{k}, i\omega} \text{Tr} \left[\sigma_\alpha \tilde{G}(\mathbf{k}, i\omega) \sigma_\beta \tilde{G}(\mathbf{k} + \mathbf{q}, i\omega) \right] \quad \text{with} \quad \tilde{G}_{s_1 s_2}(\mathbf{k}, i\nu) = \delta_{s_1 s_2} [i\nu - \tilde{\xi}_{s_1}(\mathbf{k}) + \mu]^{-1}. \quad (42)$$

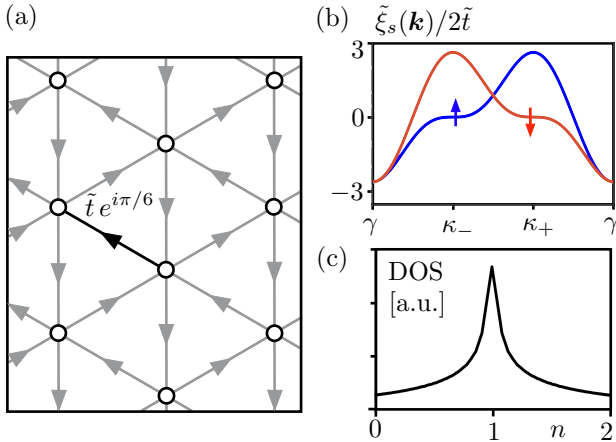


FIG. 6. (Color online) (a) Triangular lattice with directed bonds. Electrons of the $+K$ valley, pick up a tunneling phase $e^{i\pi/6}$ when hopping along the bond direction. Electrons of the $-K$ valley pick up the opposite phase. (b) Dispersion $\tilde{\xi}_s(\mathbf{k})/2\tilde{t}$ along high-symmetry lines of the moiré Brillouin zone for the effective ‘ $\pi/6$ ’-model. (c) Density of states of the band structure of the effective ‘ $\pi/6$ ’-model.

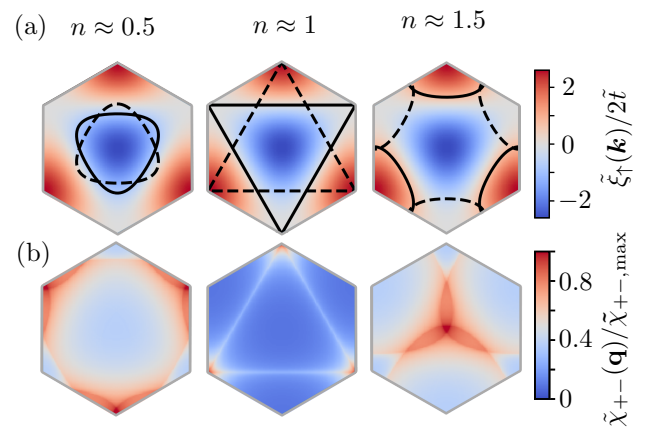


FIG. 7. (Color online) (a) Dispersion $\tilde{\xi}_\uparrow(\mathbf{q})$ of the top-most band at the $+K$ valleys. The $+K$ ($-K$) valley Fermi surfaces are shown with solid (dashed) black lines. (b) Transversal spin-valley susceptibility $\tilde{\chi}_{+-}(\mathbf{q})$ at $1/\beta = 100$ meV. (c) Longitudinal spin-valley susceptibility $\tilde{\chi}_{zz}(\mathbf{q})$ at $1/\beta = 100$ meV.

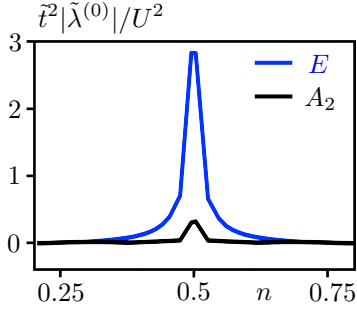


FIG. 8. (Color online) Pairing strengths of the effective ‘ $\pi/6$ ’-model given by the most negative eigenvalue $|\tilde{\lambda}^{(0)}|$ of the self-consistency equation (within a fixed representation) as a function of the filling n . For fillings $0.27 \lesssim n \lesssim 0.29$ and $0.71 \lesssim n \lesssim 0.73$, we find that the most negative eigenvalue is in the one-dimensional A_2 representation of the C_{3v} point group. At all other fillings, we find that the most negative eigenvalue is in the two-dimensional E representation of C_{3v} .

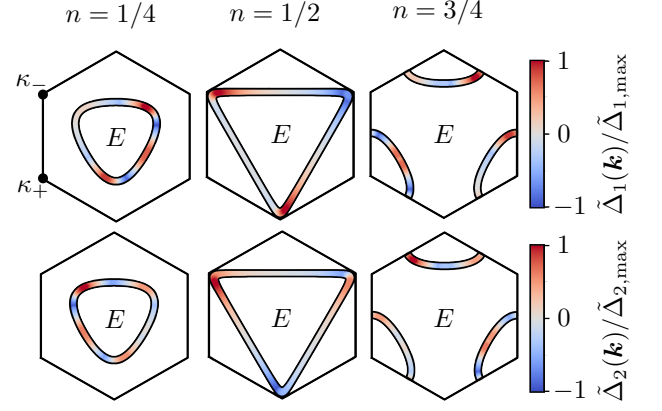


FIG. 9. (Color online) Gap functions of the leading superconducting states of the effective ‘ $\pi/6$ ’-model (normalized by their maximum value). At $n \approx 1/4, 1/2, 3/4$, the most negative eigenvalue is two-fold degenerate and the gap basis functions $\Delta_{1,2}(\mathbf{k})$ transform in the $2d$ E -representation of the C_{3v} point group.

The results of the computation are shown in Fig. 7. Most notably, we have found that the transversal susceptibility $\tilde{\chi}_{+-}(\mathbf{q})$ has a qualitatively similar structure as in the full continuum model. In particular, at half-filling, the transversal susceptibility shows the same characteristics maxima at the wavevectors $\mathbf{Q}_j = R_{2\pi(j-1)/3}\boldsymbol{\kappa}_+$.

Finally, we compare the possible superconducting orders arising from inter-valley fluctuations in the ‘ $\pi/6$ ’-model to the results of the full continuum model. As shown in Fig. 8 and 9, the most negative eigenvalue $\tilde{\lambda}^{(0)}$ of the Cooper channel interaction vertex $\tilde{\Gamma}(\hat{\mathbf{k}}, \hat{\mathbf{k}}') = U + U^2 \tilde{\chi}_{+-}(\hat{\mathbf{k}} + \hat{\mathbf{k}}')$ is in the E -representation of the C_{3v} point group at half-filling, which agrees with the continuum model findings. However, we find that the leading superconducting order in the ‘ $\pi/6$ ’-model and the full continuum model differ at quarter-filling. Specifically, we find that the leading superconducting instability at quarter-filling is not in the A_2 representation as in the full continuum model, but rather in the E -representation.

-
- [1] R. Shankar, Reviews of Modern Physics **66**, 129 (1994).
 - [2] L. Wang and O. Vafek, Physica C **497**, 6 (2014).
 - [3] C. Platt, W. Hanke, and R. Thomale, Advances in Physics **62**, 453 (2013).
 - [4] N. F. Q. Yuan, K. F. Mak, and K. T. Law, Phys. Rev. Lett. **113**, 097001 (2014).
 - [5] T. Fukui, Y. Hatsugai, and H. Suzuki, J. Phys. Soc. Jpn. **74**, 1674 (2005).
-