

Subframework-Based Rigidity Control in Multirobot Networks

Juan F. Presenza¹, J. Ignacio Alvarez-Hamelin², Ignacio Mas³ and Juan I. Giribet⁴

Abstract—This paper presents an alternative approach for analyzing distance-based rigidity in networks of mobile agents, based on a *subframework* scheme. The advantage of this point of view lies in expressing framework rigidity, which is inherently global, as a *localized* property. Also, we show that a framework’s *normalized rigidity eigenvalue* degrades as its graph diameter increases. Thus, the *rigidity eigenvalues* associated to the subframeworks arise naturally as localized rigidity metrics. A decentralized subframework-based controller for maintaining rigidity using only range measurements is developed, which is also aimed to minimize the network’s communication load. Finally, we show that the information exchange required by the controller is completed in a finite number of iterations, showing the convenience of the proposed scheme.

I. INTRODUCTION

In the last decade, the coordination of networked multirobot systems has become an intensive area of research, motivated by their advantages in adaptability, robustness, and scalability, in a wide variety of applications [1]. Several challenges are associated with the decentralized implementation of cooperative missions, specially when dealing with energy, sensing, and communications constraints. Some of the most fundamental topics in multirobot control systems arise when only relative information is available. In such cases, the structure of the underlying network, given by the agents’ interactions, has a prominent place. In particular, *distance rigidity* theory plays an outstanding role when only inter-agent distances are known. Firstly, it presents a sufficient condition for formation stabilization when the geometric pattern is specified by a set of inter-agent distances [2]. Secondly, in network localization, rigidity theory provides with necessary and sufficient conditions for unique localizability of the agents when only relative distance measurements are available [3]. A related emerging subject, not studied in this work, is the so called *bearing rigidity*, which uses relative angles instead of distances between neighboring agents, see [4] for a complete review.

This work was partially supported by the following projects: UBACyT-2018 20020170100421BA Universidad de Buenos Aires, PICT-2019-2371 and PICT-2019-0373 Agencia Nacional de Investigaciones Científicas y Tecnológicas, and Universidad de San Andrés Research Project, Argentina. J. F. Presenza thanks Universidad de Buenos Aires for his PhD scholarship.

¹J. F. Presenza is with Universidad de Buenos Aires, Facultad de Ingeniería, Paseo Colón 850, C1063ACV, Buenos Aires, Argentina. jpresenza@fi.uba.ar

²J. I. Alvarez-Hamelin is with Universidad de Buenos Aires, Facultad de Ingeniería, and also with CONICET-Universidad de Buenos Aires, INTECIN, Argentina. ihameli@fi.uba.ar

³I. Mas is with Universidad de San Andrés and CONICET, Argentina. imas@udesa.ar

⁴J. I. Giribet is with Universidad de San Andrés and CONICET, Argentina. jgiribet@conicet.gov.ar

Since rigidity is a desired property of networked systems, important efforts have been made towards control strategies for maintaining or recovering rigidity in networks with dynamic topology. The strategies adopted in earlier work can be classified as *continuum* [5]–[7] or *combinatorial* [8], [9]. Nevertheless, to develop fully decentralized algorithms is a common difficulty. This is due to the fact that rigidity is inherently a global property, i.e., it depends on both the topology and the robots’ positions of the entire network.

In [5], [6], the authors proposed a gradient-based controller for rigidity maintenance. The strategy aims to guide the robots’ motion to keep the positiveness of the *rigidity eigenvalue*, which is a measure of the framework’s degree of rigidity. This scheme is similar to that presented in [7], although the latter is intended to maximize the rigidity eigenvalue, thus converging to a local optimal formation. As a strategy for decentralized implementation, such works developed consensus-based estimators to locally update global information (the rigidity eigenvalue and eigenvector) needed to apply the gradient protocol.

A combinatorial approach to rigidity maintenance was developed in [8]. Local rules for link addition and deletion are employed to dictate the robots’ movements to preserve rigidity. The combinatorial nature of the scheme makes it efficient, since computations and communications are only required during transitions in the network topology. However, the rigidity maintenance strategy developed is currently only valid in a two dimensional space, limiting its applicability. A more recent work [9], presents a distributed technique to recover from the loss of rigidity caused by a link failure. A lattice of configurations is applied to locally recover the rigidity of faulty subframeworks by adding new links. In such work, a subframework is established by a node, its nearest neighbors, and the edges within. The technique adopted is valid since the rigidity of all subframeworks is a sufficient condition for framework rigidity, as the authors prove.

In the existing continuum methods, since global information is locally required, the control performance greatly depends on the ability of the estimators to track the network’s dynamics. These approaches rely on the supposition that the rigidity matrices are static, however they are functions of the robots’ positions, limiting their velocities. Also, the convergence properties of these distributed estimators are strongly affected by the diameter [10], which increases with the network’s size¹, thus posing a limitation on the scalability of these schemes. In contrast, combinatorial approaches have

¹The increase of diameter with the network’s size is expected because of constraints on energy and computing resources that limit the number of connections.

an improved scalability since the robots apply local rigidity rules, with no requirement of global information. However, they are conservative in link deletions since redundant edges may not be detected locally. Also, these schemes do not consider any measure of rigidity related the robots' positions, therefore no optimal criteria concerning the geometrical realization is pursued.

In this work, we aim to overcome these limitations by proposing an extension of the subframework definition, that allows us to state a necessary and sufficient condition for rigidity in terms of its subframeworks. This enables us to express framework rigidity as a *localized* property, without requiring global information nor being conservative. The *rigidity eigenvalues* associated to the subframeworks arise naturally as localized rigidity metrics. This allows us to develop a fully scalable gradient-based controller to maintain network's rigidity through robot mobility, by maximizing² the rigidity eigenvalues of all subframeworks. To reduce the communication load required by this strategy, we include an associated cost functional in the control law.

The remainder of this paper is organized as follows. In Section II we present our notation and an overview of graph theory. Section III provides with an introduction to distance-based rigidity theory and our first contribution, an upper bound for the rigidity eigenvalue in terms of the graph diameter. In Section IV, we present our subframework definition, and the statement of framework rigidity in terms of its subframeworks, our second contribution. The proposed subframework-based gradient controller is presented in Section V, together with its convergence properties, our third contribution. Simulations and results are presented in Section VI, and Section VII provides with final conclusions and directions for future work.

II. PRELIMINARIES AND NOTATION

In this work, column vectors in \mathbb{R}^d are written in lowercase u , and $\|u\|$ denotes the euclidean norm. A column stack of n vectors or matrices of appropriate dimensions is denoted by $\mathbf{u} = [u_1; \dots; u_n]$. The $n \times 1$ vector of all ones is indicated by $\mathbf{1}_n$, and the all zeroes vector by $\mathbf{0}_n$. The null space and rank of a matrix A are denoted by $\text{null}(A)$ and $\text{rank}(A)$. The set of ordered eigenvalues of a real symmetric matrix $A \in \mathbb{R}^{n \times n}$ are indicated by $\lambda_1(A) \leq \lambda_2(A) \leq \dots \leq \lambda_n(A)$.

Let $\mathcal{G} = (\mathcal{V}, \mathcal{E})$ be an undirected graph with a vertex (or node) set $\mathcal{V} = \{i\}_{i=1}^n$ that represents n autonomous agents, and m edges $\mathcal{E} = \{e_k\}_{k=1}^m$ where $e_k \triangleq \{i, j\}$ indicates an interaction between nodes i and j . The neighborhood of the i^{th} node is the set $\mathcal{N}_i = \{j \in \mathcal{V} \mid \{i, j\} \in \mathcal{E}\}$; and the inclusive neighborhood is defined as $\mathcal{N}_i^* = \{i\} \cup \mathcal{N}_i$. The degree of a vertex $\delta_i \triangleq |\mathcal{N}_i|$ is the cardinality of its neighborhood, i.e., the number of adjacent agents. A path in \mathcal{G} is a sequence of distinct vertices (i_1, i_2, \dots, i_p) such that i_k is adjacent to i_{k+1} for $k = 1, \dots, p-1$. Two nodes are connected if there is a path containing them. The geodesic distance between two

connected nodes $g_{ij} \in \{0, \dots, n-1\}$, is the number of edges in a (not necessarily unique) shortest path between them, where $g_{ii} = 0$. The eccentricity of a vertex i is the largest geodesic distance with any other node, i.e., $\varepsilon_i = \max_j g_{ij}$. And the diameter of a connected graph is equal the maximum eccentricity $D(\mathcal{G}) = \max_i \varepsilon_i$.

III. FRAMEWORK RIGIDITY

A framework is a geometric realization of a graph \mathcal{G} in a d -dimensional space (typically $d = 2$ or 3), given by the positions $x_i \in \mathbb{R}^d$ for all $i \in \mathcal{V}$. Thus, a framework is determined by the pair $\mathcal{F} = (\mathcal{G}, \mathbf{x})$, where \mathbf{x} denotes the set of agents' positions $\mathbf{x} = \{x_1, \dots, x_n\}$. Rigidity is a property of frameworks defined as follows:

Definition 3.1: Two frameworks $(\mathcal{G}, \mathbf{x})$ and $(\mathcal{G}, \mathbf{x}')$ are equivalent if $\|x_i - x_j\| = \|x'_i - x'_j\|$ for all $\{i, j\} \in \mathcal{E}$. They are congruent if $\|x_i - x_j\| = \|x'_i - x'_j\|$ for all $i, j \in \mathcal{V}$.

Definition 3.2 (Rigidity): A framework $(\mathcal{G}, \mathbf{x})$ is rigid if there exists an $\epsilon > 0$ such that every framework $(\mathcal{G}, \mathbf{x}')$ which is equivalent to $(\mathcal{G}, \mathbf{x})$ and satisfies $\|x_i - x'_i\| < \epsilon$ for all $i \in \mathcal{V}$, is also congruent to $(\mathcal{G}, \mathbf{x})$.

Intuitively, rigidity states that there are not continuous motions of the vertices that preserve distances between each pair of nodes, apart from translations and rotations as a rigid body. There are two subtle concepts related to Definition 3.2, namely global and infinitesimal rigidity. We will focus on the latter concept only, which is a sufficient condition for rigidity, and is preferred in continuum mobility control applications since it can be tested by an algebraic condition. For a more detailed analysis on framework rigidity the reader is referred to [3] an references therein.

A. Infinitesimal Rigidity

Consider a set of velocities (or motions) $u_i \in \mathbb{R}^d$ associated to each agent, and the vector that collects them $\mathbf{u} = [u_1; \dots; u_n]$. If frameworks are considered as bars and joints, then \mathbf{u} produces in the bar $e_k = \{i, j\}$ a strain equal to

$$\sigma_k \triangleq \frac{r_{ij}^T}{\|r_{ij}\|} (u_i - u_j), \quad (1)$$

where $r_{ij} \triangleq x_i - x_j$. The vector of all strains $\boldsymbol{\sigma} = [\sigma_1; \dots; \sigma_m]$ induced by a motion is equal to $\boldsymbol{\sigma} = R\mathbf{u}$, where $R = [R_1; \dots; R_m] \in \mathbb{R}^{m \times dn}$ is the *normalized rigidity matrix* [11]. Each row R_k corresponds to a single edge $\{i, j\}$ and has the form

$$R_k = \left[\mathbf{0}_{d(i-1)}^T \quad \frac{r_{ij}^T}{\|r_{ij}\|} \quad \mathbf{0}_{d(j-i-1)}^T \quad \frac{r_{ji}^T}{\|r_{ji}\|} \quad \mathbf{0}_{d(n-j)}^T \right].$$

Associated to each velocity, there is an induced energy

$$E(\mathbf{u}) \triangleq \|R\mathbf{u}\|^2 = \sum_{k=1}^m \sigma_k^2, \quad (2)$$

that is, the sum of the squared strains over all edges. For a given framework, any motion $\mathbf{u} \neq 0$ that produces an energy equal to zero is called an *infinitesimal motion*. The set of infinitesimal motions equals the null space of the matrix R . An important subset of the infinitesimal motions is the

²In fact, our scheme aims to minimize a monotonous decreasing function of the rigidity eigenvalues.

subspace of *trivial motions* $\mathcal{T}_d \subseteq \text{null}(R)$, which correspond to framework displacements as a rigid body (translations and rotations in \mathbb{R}^d). From these definitions, emerges the concept of *Infinitesimal Rigidity*.

Definition 3.3 (Infinitesimal Rigidity): A framework is infinitesimally rigid if every infinitesimal motion \mathbf{u} is also a trivial motion, i.e., $\mathcal{T}_d = \text{null}(R)$.

From this definition, it is clear that a framework is infinitesimal rigidity if and only if $\text{rank}(R) = dn - f_d$, where $f_d \triangleq \frac{d(d+1)}{2}$ is the dimension of \mathcal{T}_d , equal to the number of degrees of freedom of a rigid body in \mathbb{R}^d . The spectral characterization of infinitesimal rigidity can be defined in terms of the positive semi-definite *normalized symmetric rigidity matrix*³ $S \triangleq R^T R$. A weighted version can be defined as $\tilde{S} \triangleq R^T W R$, where W is a diagonal positive matrix. It is clear that the spectrum of S contains the set $\{\lambda_1, \dots, \lambda_f\}$ of zero eigenvalues associated to the subspace \mathcal{T}_d . Therefore, the following theorem holds.

Theorem 3.1 (Rigidity Eigenvalue [5]): Let S be the normalized symmetric rigidity matrix of a framework \mathcal{F} , and $\rho \triangleq \lambda_{f_d+1}(S)$ the normalized rigidity eigenvalue, then \mathcal{F} is infinitesimally rigid if and only if $\rho > 0$.

The normalized rigidity eigenvalue is of great importance since it measures a framework's degree of rigidity in terms of its geometric shape only. Its properties, as well as lower and upper bounds can be found in [11], [12].

B. A Rigidity Eigenvalue Upper Bound

We present our first contribution, an upper bound of the normalized rigidity eigenvalue in terms of the underlying graph's diameter. This is powerful since it uses graph invariants only, regardless of the realization

Theorem 3.2: Let $\mathcal{F} = (\mathcal{G}, \mathbf{x})$ be a framework with n nodes, m edges and diameter D , then its normalized rigidity eigenvalue ρ is bounded above by $2m/D^2$.

Proof: We leverage the recent result in [12, Theorem 4.2] which, for two dimensional frameworks, implies $\rho \leq \lambda_2(L(\mathcal{G}))$, where $L(\mathcal{G})$ denotes the graph's laplacian. Therefore, it is sufficient to provide with an upper bound for λ_2 . Let p, q be two vertices of \mathcal{G} such that $g_{pq} = D$. Consider the vector $\mathbf{u} = [u_1; \dots; u_n]$ where $u_i = g_{pi}/D$. Now let $\mu = \frac{1}{n} \sum_{i=1}^n u_i$, and define $\tilde{\mathbf{u}} = \mathbf{u} - \mu \mathbf{1}_n$. Observe that, for each edge $e_k = \{i, j\} \in \mathcal{E}$, and denoting $\sigma_k \triangleq \tilde{u}_i - \tilde{u}_j$,

$$\sigma_k = \frac{g_{pi} - g_{pj}}{D} \in \left\{ \frac{-1}{D}, 0, \frac{1}{D} \right\}.$$

Noting that $L(\mathcal{G})\mathbf{1}_n = 0$ and $\mathbf{1}_n^T \tilde{\mathbf{u}} = 0$, it follows that

$$\lambda_2(L(\mathcal{G})) \leq \frac{\tilde{\mathbf{u}}^T L(\mathcal{G}) \tilde{\mathbf{u}}}{\tilde{\mathbf{u}}^T \tilde{\mathbf{u}}} = \frac{\sum_{k=1}^m \sigma_k^2}{\sum_{i=1}^n (u_i - \mu)^2} \leq \frac{m/D^2}{1/2}.$$

Which follows since $u_p = 0$ and $u_q = 1$, hence $\sum_{i=1}^n (u_i - \mu)^2 \geq \mu^2 + (1 - \mu)^2 \geq \frac{1}{2}$. ■

This bound result suggests that penalizing low values of the normalized rigidity eigenvalue as a control objective is not appropriate for high diameter networks, indicating the need for new measures independent of the size.

³Also called *stiffness matrix* or *rigidity gramian*.

IV. SUBFRAMEWORKS

In this section we present a framework subsetting that yields to n subframeworks $\mathcal{F}_i = (\mathcal{G}_i, \mathbf{x}_i)$, each one associated to a unique vertex $i \in \mathcal{V}$, called the *center*. Each subframework is determined by the maximum number of hops (from the center) in which nodes are included. This number is called the *extent* of \mathcal{F}_i and is denoted by $h_i \in \mathbb{N}$. Formally, the i^{th} subframework contains a vertex set $\mathcal{V}_i = \{j \in \mathcal{V} \mid g_{ij} \leq h_i\}$, the edge set $\mathcal{E}_i = \{\{j, k\} \in \mathcal{E} \mid j, k \in \mathcal{V}_i\}$, and the positions $\mathbf{x}_i = \{x_j \mid j \in \mathcal{V}_i\}$. Observe that any node might belong to multiple subframeworks, however it is the center of exactly one of them.

A. Rigidity

We present the relationship between the rigidity of a framework and the rigidity of its subframeworks. The work done in [9] defines subframeworks that are constrained to have only one-hop of extent, which allowed the authors to state only a sufficient condition for rigidity. By allowing multi-hops, in Theorem 4.2 we are able to present the necessary and sufficient condition for subframework-based rigidity. Before that, we prove the following useful lemma for d -dimensional frameworks ($d = 2$ or 3).

Lemma 4.1: Let \mathcal{F} be an infinitesimally rigid framework with $n \geq d + 1$ nodes. Then, for each vertex i , the set of points $\mathbf{x}_i^* = \{x_j \mid j \in \mathcal{N}_i^*\}$ is in general position, i.e., they do not lie in an affine subspace of \mathbb{R}^d .

Proof: We prove for $d = 3$, and for $d = 2$ follows by analogy. Consider a node $i \in \mathcal{V}$ and a labeling of its neighbors $\mathcal{N}_i = \{1, 2, \dots, \delta_i\}$. Suppose that the points $\mathbf{x}_i^* = \{x_i, x_1, \dots, x_{\delta_i}\}$ are contained by a plane, then $\{x_i - x_1, \dots, x_i - x_{\delta_i}\}$ spans a subspace \mathcal{S}_i of dimension ≤ 2 . Thus, assigning a motion $\mathbf{u} = [u_1; \dots; u_n]$ such that $u_i \neq 0$ is orthogonal to \mathcal{S}_i , and $u_j = 0_d$ for every $j \neq i$, then clearly $\mathbf{u} \notin \mathcal{T}_d$. Therefore, for $k = 1, \dots, m$, the strain $\sigma_k = 0$ if i is not adjacent to the edge e_k . But, if $e_k = \{i, j\}$ for some $j \in \mathcal{N}_i$, then $\sigma_k = (x_i - x_j)^T u_i / \|x_i - x_j\| = 0$ since u_i is orthogonal to \mathcal{S}_i . Then \mathbf{u} is a non-trivial infinitesimal motion, which means the framework is not infinitesimally rigid. ■

Theorem 4.2 (Subframework-Based Rigidity): Let \mathcal{F} be a connected d -dimensional framework. Then \mathcal{F} is infinitesimally rigid if and only if there exists a set of extents $\mathbf{h} = \{h_1, \dots, h_n\}$ such that every subframework $\mathcal{F}_i, i = 1, \dots, n$ is infinitesimally rigid.

Proof: Sufficiency is derived since a framework is equal to the union of its subframeworks. Consider two subframeworks \mathcal{F}_i and \mathcal{F}_j with adjacent centers. Since $i \in \mathcal{F}_j$ and the latter is infinitesimally rigid, then set of inclusive neighbors of i that are also in \mathcal{F}_j , i.e., $\mathcal{N}_i^* \cap \mathcal{V}_j$, contains at least $d + 1$ nodes in general position (from lemma 4.1). But $\mathcal{N}_i^* \subseteq \mathcal{V}_i$, thus $\mathcal{N}_i^* \cap \mathcal{V}_j$ is included in both \mathcal{V}_i and \mathcal{V}_j . This means that the two subframeworks share $d + 1$ agents in general position, therefore the union $\mathcal{F}_i \cup \mathcal{F}_j = (\mathcal{G}_i \cup \mathcal{G}_j, \mathbf{x}_i \cup \mathbf{x}_j)$ is infinitesimally rigid. Repeating this for all adjacent subframeworks proves sufficiency. To show necessity, set $\mathbf{h} = \{\varepsilon_i\}_{i=1}^n$, i.e., the eccentricities of each node. ■

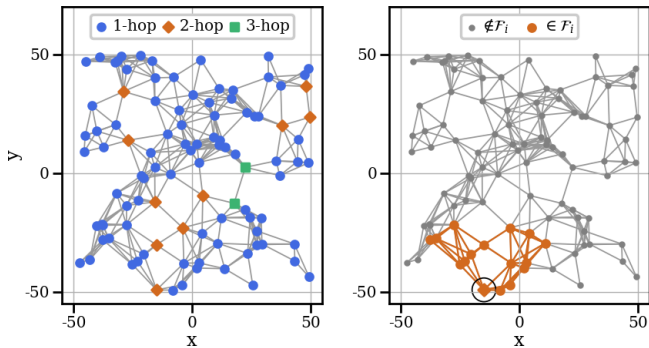


Fig. 1: A rigid framework with its 100 nodes marked according to their rigidity extent (left). A 2-hop rigid subframework \mathcal{F}_i is highlighted, with its center surrounded by a circle (right).

The potential of this theorem is that it translates a property such as framework rigidity, which is global in nature, to a collection of conditions that are distributed over the network. Having subframeworks with small extents is desirable since it is more amenable to the decentralized implementation of control algorithms. If all $h_i = 1$, agents need only to obtain information from its nearest neighbors. In contrast, as h_i grows, information from more distant nodes are needed, thus augmenting load and latency of the communication channels. Nevertheless, allowing values $h_i \geq 1$ is a necessary condition as stated in Theorem 4.2.

Any collection of extents \mathbf{h} for which all subframeworks are rigid might not be unique. Therefore, we define the *rigidity extent* of the i^{th} agent as

$$\eta_i \triangleq \min\{h_i \in \mathbb{N} \mid \mathcal{F}_i \text{ is infinitesimally rigid}\}, \quad (3)$$

a minimum achieved for rigid frameworks. As a measure of the number of hops required for subframework-based rigidity, we define the *worst-case rigidity extent* of a framework as $\eta \triangleq \max_{i \in \mathcal{V}} \eta_i$.

An example of a rigid framework and its rigidity extents (3) is shown in Fig. 1. Agents' positions were generated by a uniform distribution, and links using the disk-proximity model with range $\Omega = 17.5$. Using this model, we simulated three groups, each one with 250 networks, corresponding to different communication ranges $\Omega \in \{25, 20, 17.5\}$. Frequencies of the worst-case rigidity extent obtained are shown in the left panel of Fig. 2. The most frequent values for the graph diameter were 7, 9 and 10 for $\Omega = 25, 20$ and 17.5, respectively. The worst-case rigidity extent in relation to the diameter dictates how powerful Theorem 4.2 is. We will discuss this in more detail in Section V-C.

B. Communication Load

The subframework approach implies that each edge in the graph belongs to at least two of them simultaneously. This means that, when an agent broadcasts a message within its subframework, the links' load augment as the extents grow. To quantify the total communication burden, we propose the

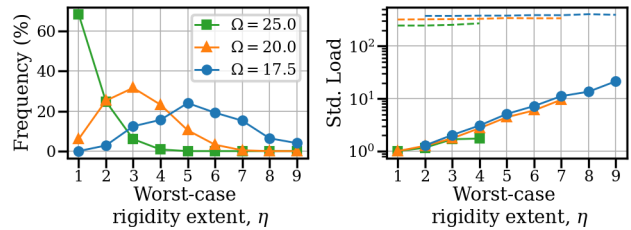


Fig. 2: Results for 3 groups of 250 rigid frameworks with different communication ranges. In the right panel, the load's upper bound is presented in dashed lines.

following metric,

$$\ell \triangleq \sum_{i \in \mathcal{V}} \ell_i, \quad \ell_i \triangleq \sum_{j \in \mathcal{V}_i} c_{ij} \delta_j, \quad (4)$$

where the coefficients $c_{ij} > 0$ account for the more intensive use of edges that are closer to the i^{th} center, when the latter spreads information. For this we define $c_{ij} = \max\{0, h_i - g_{ij}\}$, note that $c_{ij} = 0$ if $g_{ij} \geq h_i$. If every $h_i = 1$ (as in a nearest neighbors rule) then $\ell = 2m$, which serves as a load's lower bound. Conversely, setting $h_i = \varepsilon_i$ configures the upper-bound of (4). Fig. 2 (right) shows, for the set of simulated networks, the standardized load $\ell/2m$. It can be seen that, for the three groups, there is a considerable increase of the load with the parameter η . However, from Fig. 2, it follows that 84% of the networks simulated had $\eta \leq 5$, which corresponded to $1 \leq \ell/2m \leq 4$ approximately. In Section V-B we include the load metric in the control scheme to reduce it through robot mobility.

V. DECENTRALIZED CONTROL

We propose a multi-objective decentralized control scheme to command a network of mobile robots. The goal is to maintain framework's rigidity using distance measurements only, while minimizing the total communication load. The scheme must be able to adapt to time-varying topologies, allowing changes in the network's structure. To this end, we adopted the classic approach of assigning a weight $0 \leq w_{ij} \leq 1$ to each edge $\{i, j\}$ in the graph. Weights must be defined in such a way that w_{ij} approaches 1 as i and j get closer, and falls to 0 as they get more distant, with a smooth decay near the range of connection Ω . Therefore, we employed the "s" shaped logistic curve,

$$w_{ij} = (1 + e^{-\beta(\Omega - \|x_i - x_j\|)})^{-1}, \quad (5)$$

where $\beta > 0$ is the steepness of the decay.

A. Rigidity Maintenance

The strategy adopted is to maintain rigidity of every subframework, and hence, of the entire framework. To do this, we employ the n rigidity eigenvalues $\rho_i \triangleq \lambda_{f_d+1}(\tilde{S}_i)$ and the corresponding eigenvector of unit length ν_i . The i^{th} weighted rigidity matrix \tilde{S}_i is created using (5). Setting, at initialization time t_0 , the extents $h_i(t) = \eta_i(t_0)$ for all i guarantees the positiveness of every $\rho_i(t_0)$. The extents

remain invariant for all $t > t_0$. We define a function that penalizes low values of the rigidity eigenvalues,

$$\phi \triangleq \sum_{i \in \mathcal{V}} \phi_i, \quad \phi_i \triangleq \rho_i^{-q} \quad (6)$$

where $q > 0$ is a tuning parameter. Therefore, framework rigidity is maintained if ϕ , which grows unlimited if any ρ_i decays to zero and vanishes only if every ρ_i is sufficiently large, remains bounded. Thus, the i^{th} robot follows the negative of the gradient $\partial\phi/\partial x_i$ which computation is detailed as follows. Taking the derivative of ϕ with respect to the state x_i , one obtains for $i, j \in \mathcal{V}$

$$\frac{\partial\phi}{\partial x_i} = \sum_{j \in \mathcal{V}} \frac{\partial\phi_j}{\partial x_i}. \quad (7)$$

Observe that $\partial\phi_j/\partial x_i = 0$ if $g_{ij} > h_j$, i.e., node i does not belong to \mathcal{F}_j . To settle this, we define the ‘‘inclusion group’’ of a node i as the set of nodes that include it in their subframeworks, formally $\mathcal{I}_i = \{j \in \mathcal{V} \mid i \in \mathcal{V}_j\}$. Therefore (7) can be distributedly computed by the nodes in \mathcal{I}_i , resulting

$$\frac{\partial\phi}{\partial x_i} = \sum_{j \in \mathcal{I}_i} \frac{d\phi_j}{d\rho_j} \mathbf{v}_j^T \frac{\partial\tilde{S}_j}{\partial x_i} \mathbf{v}_j, \quad (8)$$

where we used an eigenvalue derivative formula for symmetric matrices⁴.

B. Communication Load Reduction

While maintaining rigidity, our control scheme is capable of reducing as much as possible the network’s communication load (ℓ). The gradient of the load function is

$$\frac{\partial\ell}{\partial x_i} = \sum_{j \in \mathcal{I}_i} \sum_{k \in \mathcal{V}_j} c_{jk} \frac{\partial\tilde{\delta}_k}{\partial x_i}, \quad (9)$$

where $\tilde{\delta}_k \triangleq \sum_{l \in \mathcal{N}_k} w_{kl}$ is the weighted degree of the k^{th} node.

C. Decentralized implementation

As a consequence of the subframework-based definitions of rigidity and communication load, gradients (8) and (9) are inherently decentralized. To formalize this, we present the following theorem.

Theorem 5.1: Consider a framework \mathcal{F} infinitesimally rigid at time t_0 , n subframeworks with extents $\mathbf{h} = \{\eta_i(t_0), \dots, \eta_n(t_0)\}$, and a worst-case rigidity extent η . Define the functional $J \triangleq \phi + \ell$ that measures the performance in both rigidity and in communications of the whole network. Then, the formation converges to a local minimizer of J if every robot follows the gradient-descent protocol

$$\dot{x}_i = -\frac{\partial J}{\partial x_i} = -\sum_{j \in \mathcal{I}_i} \left(\frac{\partial\phi_j}{\partial x_i} + \frac{\partial\ell_j}{\partial x_i} \right). \quad (10)$$

Moreover, the information exchange required such that each agent applies (10) in a decentralized fashion is completed in a finite number of iterations equal to 2η .

⁴For more details on the derivation of the rigidity eigenvalue’s gradient see [5], [7].

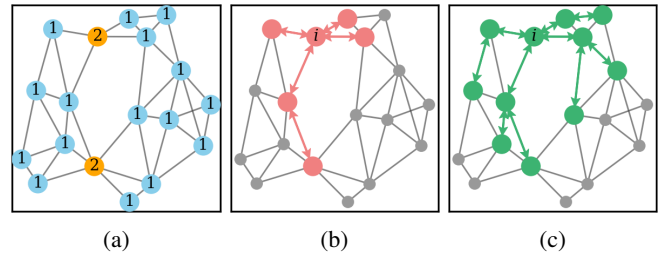


Fig. 3: In (a) we labeled the rigidity extent at each node; (b) shows the i^{th} inclusion group, arrows indicate the communications to implement (10). In (c) we highlight \mathcal{V}_i , i.e., the agents that follow commands from i , and a possible information flow.

Theorem 5.1 is derived from the fact that gradients (8) and (9) can be applied by the i^{th} node through communicating with its inclusion group \mathcal{I}_i . A routing protocol must be implemented to ensure every node i receives the input $u_{ji} \triangleq \partial\phi_j/\partial x_i + \partial\ell_j/\partial x_i$ from each $j \in \mathcal{I}_i$. To this end, agent i sends its current state x_i to robots in \mathcal{I}_i through at most $\max\{h_j \mid j \in \mathcal{I}_i\}$ hops; then each j^{th} node computes u_{ji} and broadcast it to i . This is depicted in Fig. 3 where a rigid framework is considered.

As proven in [10], the minimum number of iterations needed for the convergence of average consensus algorithms is, in the best scenario, equal to the diameter. Therefore, our scheme is preferable whenever $2\eta \leq D$, which gets more likely as the size of the network grows, since η is not expected to grow.

D. Distributed Robot Localization

In order to apply (10), each robot must have an estimate of its position \hat{x}_i . In this work, we propose an approximate Kalman Filter, applied distributedly by each robot, to update its own position from range measurements with their neighbors. Let $z_i(t_k) \in \mathbb{R}^{\delta_i}$ be the vector of noisy distance measurements that the i^{th} agent gets by interacting with its neighbors $\mathcal{N}_i = \{1, 2, \dots, \delta_i\}$. Each robot models the measurements by the function $f_i : \mathbb{R}^{d(1+\delta_i)} \rightarrow \mathbb{R}^{\delta_i}$

$$\hat{z}_i \triangleq f_i(\hat{x}_i, \hat{x}_1, \dots, \hat{x}_{\delta_i}) = [\|\hat{x}_i - \hat{x}_1\|; \dots; \|\hat{x}_i - \hat{x}_{\delta_i}\|],$$

and applies the update

$$\begin{aligned} \hat{x}_i(t_k) &= \hat{x}_i(t_{k-1}) + K_i(t_k)(z_i(t_k) - \hat{z}_i(t_k)), \\ P_i(t_k) &= P_i(t_{k-1}) - K_i(t_k)F_i(t_k)P_i(t_{k-1}) \end{aligned} \quad (11)$$

where $K_i = P_i F_i^T (F_i P_i F_i^T + C_i)^{-1}$ is the kalman gain; P_i the covariance of the estimate \hat{x}_i ; the model jacobian $F_i \triangleq \partial f_i / \partial x_i$; and C_i the covariance associated to the noisy measurement z_i . The communications protocol required for the control scheme ensures that every robot receives the estimated positions \hat{x}_j of its neighbors.

In a noiseless setup, update (11) ensures that the estimates $\hat{x}_1, \dots, \hat{x}_n$ converge to a formation that is equal to the true positions up to a trivial displacement, provided that the framework is rigid and that the initial guesses $\hat{x}_i(t_0)$ are

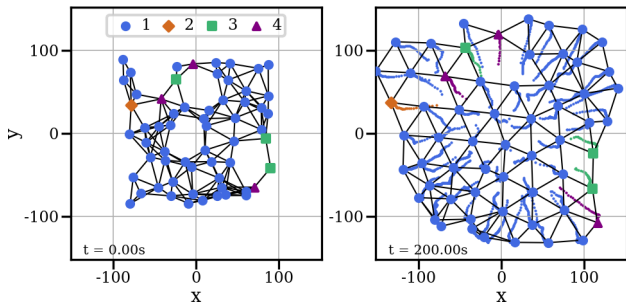


Fig. 4: Two realizations at instants $t = 0s$ and $t = 200s$. Markers denote the rigidity extent of a node. Robots’ trajectories are indicated with small dots.

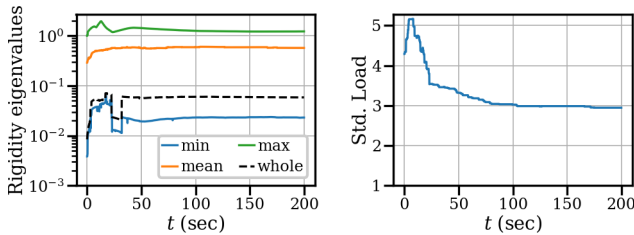


Fig. 5: Evolution of the min, mean, max of the n rigidity eigenvalues, the corresponding to the whole framework, and the communication load.

close enough to $x_i(t_0)$. Still, a distance-only filter will not correctly estimate orientation of the framework. Therefore, additional information must be given to the robots. In this work, we arbitrarily selected d robots and provide them with absolute position measurements, which is sufficient in the d -dimensional case.

VI. SIMULATIONS

To validate our control scheme, we present simulation results for a disk-proximity network of $n = 60$ agents, randomly located within a region of $100 \times 100m^2$ and range $\Omega = 40m$, as in Fig. 4 (left). Robots were set to follow the control law (10) plus a quadratic collision avoidance gradient term between neighboring agents. Fig. 5 shows the evolution of the rigidity eigenvalues and the standardized communication load ($\ell/2m$). It is noted that in the first 25s, the controllers manages to rapidly augment the rigidity eigenvalues, by both improving robots relative positions and creating new links, with a corresponding increase in the load. Thereafter, the communication load was considerably decreased (about a 40%) without degrading the rigidity eigenvalues. The framework’s rigidity eigenvalue, although not directly employed in the control scheme, was also maintained positive as a consequence of Theorem 4.2. This is shown in Fig. 5 (left) in a black dashed line. The network’s realization after 200s is shown in Fig. 4 (right), where a regular pattern emerges, due to the controller’s effort to maximize the rigidity eigenvalues.

VII. CONCLUSIONS AND FUTURE WORK

We presented a subframework definition that enables to state a necessary and sufficient condition for infinitesimal

rigidity of a connected framework. This has the power of translating a global property into multiple localized ones, which demonstrated to be useful for decentralized control. However, it tends to augment the network’s communication burden unless extents are restricted to one hop. Nevertheless, by including a load function in the control scheme, it was able to reduce the communication load while maintaining rigidity, which is promising. Finally, we showed that the information exchange is completed in a finite number of iterations, and provided a measure that allows to compare our strategy with those based on consensus protocols.

As future work, we plan to validate the proposed scheme in a more realistic setup, as well as study the impact of the delay associated with the multi-hop communications in the overall performance. Moreover, we intend to enhance the control scheme with the ability to dynamically modify the subframework extents to adapt to changing scenarios and help reduce the communication load and delay.

REFERENCES

- [1] Y. Cao, W. Yu, W. Ren, and G. Chen, “An overview of recent progress in the study of distributed multi-agent coordination,” *IEEE Transactions on Industrial Informatics*, vol. 9, no. 1, pp. 427–438, 2013.
- [2] L. Krick, M. E. Broucke, and B. A. Francis, “Stabilisation of infinitesimally rigid formations of multi-robot networks,” *International Journal of Control*, vol. 82, no. 3, pp. 423–439, 2009.
- [3] J. Aspnes, T. Eren, D. K. Goldenberg, A. S. Morse, W. Whiteley, Y. R. Yang, B. D. O. Anderson, and P. N. Belhumeur, “A theory of network localization,” *IEEE Transactions on Mobile Computing*, vol. 5, no. 12, pp. 1663–1678, Dec. 2006.
- [4] S. Zhao and D. Zelazo, “Bearing rigidity theory and its applications for control and estimation of network systems: Life beyond distance rigidity,” *IEEE Control Systems Magazine*, vol. 39, no. 2, pp. 66–83, 2019.
- [5] D. Zelazo, A. Franchi, P. Allgöwer, H. Bühlhoff, and P. Giordano, “Rigidity maintenance control for multi-robot systems,” in *2012 Robotics: Science and Systems*, 2012.
- [6] D. Zelazo, A. Franchi, H. H. Bühlhoff, and P. R. Giordano, “Decentralized rigidity maintenance control with range measurements for multi-robot systems,” *The International Journal of Robotics Research*, vol. 34, no. 1, pp. 105–128, 2015.
- [7] Z. Sun, C. Yu, and B. D. O. Anderson, “Distributed optimization on proximity network rigidity via robotic movements,” in *2015 34th Chinese Control Conference (CCC)*, 2015, pp. 6954–6960.
- [8] R. K. Williams, A. Gasparri, A. Priolo, and G. S. Sukhatme, “Distributed combinatorial rigidity control in multi-agent networks,” in *52nd IEEE Conference on Decision and Control*, 2013, pp. 6061–6066.
- [9] A. M. Amani, G. Chen, M. Jalili, X. Yu, and L. Stone, “Distributed rigidity recovery in distance-based formations using configuration lattice,” *IEEE Transactions on Control of Network Systems*, vol. 7, no. 3, pp. 1547–1558, 2020.
- [10] J. M. Hendrickx, R. M. Jungers, A. Olshevsky, and G. Vankeerberghen, “Graph diameter, eigenvalues, and minimum-time consensus,” *Automatica*, vol. 50, no. 2, pp. 635–640, 2014.
- [11] K. Aryankia and R. R. Selmic, “Spectral properties of the normalized rigidity matrix for triangular formations,” *IEEE Control Systems Letters*, vol. 6, pp. 1154–1159, 2022.
- [12] T. Jordán and S. ichi Tanigawa, “Rigidity of random subgraphs and eigenvalues of stiffness matrices,” in *GRES Technical Report No. 8*, 2020.