
Private measurement of nonlinear correlations between data hosted across multiple parties

Praneeth Vepakomma
MIT

Subha Nawer Pushpita
MIT

Ramesh Raskar
MIT

Abstract

We introduce a differentially private method to measure nonlinear correlations between sensitive data hosted across two entities. We provide utility guarantees of our private estimator. Ours is the first such private estimator of nonlinear correlations, to the best of our knowledge within a multi-party setup. The important measure of nonlinear correlation we consider is *distance correlation*. This work has direct applications to private feature screening, private independence testing, private k-sample tests, private multi-party causal inference and private data synthesis in addition to exploratory data analysis. **Code access:** A link to publicly access the code is provided in the supplementary file.

1 Introduction

Estimating correlations (linear and non-linear) between random variables (via their samples) is of fundamental importance in statistics and machine learning. The following is the main problem of consideration in this paper.

Problem statement: How can non-linear correlations between two random variables be estimated with formal guarantees on preserving privacy while reasonably maintaining the utility of the estimate under the constraint that the samples from each of the random variables are correspondingly held by two different parties?

1.1 Motivation

An ability to compute non-linear correlations between data hosted across multiple parties while pre-

serving privacy opens up quite a few applications. The dependency measure we consider in this paper is called distance correlation [Székely et al., 2007] which is an instance of ‘Energy Statistics’ introduced in [Székely and Rizzo, 2017, Rizzo and Székely, 2016, Székely and Rizzo, 2013b]. Some of the important applications for estimating distance correlation in a private manner are summarized below.

1.1.1 Benefits of privately estimating distance correlation

- 1. Private multi-party feature screening with distance correlation** The importance of distance correlation in optimally selecting features with a ‘*sure independence screening*’ guarantee under a model agnostic setting was shown in the works of [Li et al., 2012, Zhong and Zhu, 2015, Fan and Lv, 2018, Lu et al., 2021]. Thereby the measurement of distance correlation in a privacy preserving manner in multi-party settings would potentially allow for private feature selection. A noteworthy work by [Thakurta and Smith, 2013] shows that under assumptions of feature selection procedures being *stable* with respect to subsampling, the selection can be done privately and in some cases match the optimal non-private asymptotic sample complexity.
- 2. Private multi-party independence testing with distance correlation** A wonderful survey of property testing of distributions is given in [Canonne, 2020] and also covers the specific sub-topic of independence testing. Hypothesis tests for testing independence of distributions using distance correlation were introduced in [Székely et al., 2007, Székely and Rizzo, 2013a]. The test statistic is based on distance correlation. Thereby performing private independence testing between samples that are distributed in multiple entities requires private estimation of distance correlation. The classical Chi-Squared hypothesis test for testing independence between categorical variables

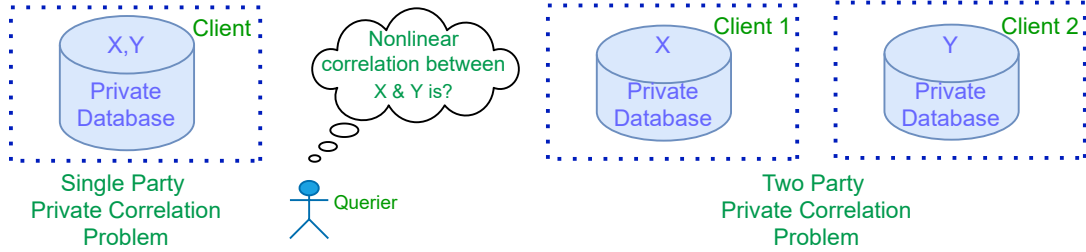


Figure 1: Private multi-party non-linear correlation problem

has been extended to be made differentially private in [Gaboardi et al., 2016]. The work in [Shen et al., 2019] showed an equivalence between independence testing using distance correlation and k-sample testing. Differentially private procedures for analysis of variance (ANOVA) have been introduced in [Swanberg et al., 2019].

3. **Private multi-party causal inference with distance correlation** The works in [Kusner et al., 2015, Kusner et al., 2016] privately estimate distance correlation in a single party setting, where samples from both the random variables are at the same entity. They then use this private estimate of distance correlation to infer the causal direction. We consider the more important setting where the samples from both the random variables are at two different corresponding entities as opposed to all of them being on-premise at one entity.
4. **Private multi-party data synthesis by seeding copulas with distance correlations** Gaussian copulas have been used for private data synthesis as shown in [Asghar et al., 2021, Li et al., 2014]. A key step in this process is to seed the Gaussian copula with a correlation matrix, and it has a significant impact on the quality of the synthesis. These current works have so far seeded it with linear measures of correlations such as Pearson’s correlation or Kendall’s Tau. A private multi-party measure of distance correlation allows for better seeding of the Gaussian copula for multi-party private data synthesis.

1.2 Contributions

1. We introduce a differentially private method to measure nonlinear correlations between sensitive data hosted across two entities.
2. We provide utility guarantees for our private estimator. We provide experimental results to compare the quality of our estimator against important baselines on several benchmark datasets.

2 Preliminaries

We start by providing definitions of population distance covariance and population distance correlation as these are central to rest of the paper. We then share two existing non-private sample estimators for estimating the same.

2.1 Non-private estimators of distance correlation

Population distance covariance

For random variables $\mathbf{x} \in \mathbb{R}^d$ and $\mathbf{y} \in \mathbb{R}^m$ with finite first moments, the population distance covariance [Székely et al., 2007] between them is a non-negative number given by

$$\nu^2(\mathbf{x}, \mathbf{y}) = \int_{\mathbb{R}^{d+m}} |f_{\mathbf{x}, \mathbf{y}}(t, s) - f_{\mathbf{x}}(t)f_{\mathbf{y}}(s)|^2 w(t, s) dt ds$$

where $f_{\mathbf{x}}, f_{\mathbf{y}}$ are characteristic functions of \mathbf{x}, \mathbf{y} , $f_{\mathbf{x}, \mathbf{y}}$ is the joint characteristic function, and $w(t, s)$ is a weight function defined as

$$w(t, s) = (C(p, \alpha)C(q, \alpha)|t|_p^{\alpha+p}|s|_q^{\alpha+q})^{-1}$$

with

$$C(d, \alpha) = \frac{2\pi^{d/2}\Gamma(1 - \alpha/2)}{\alpha 2^\alpha \Gamma((\alpha + d)/2)}$$

for chosen values of α which refers to the choice of norm considered in obtaining the distance matrices. Γ refers to the popular complete Gamma function, that is defined to be an extension of the concept of a factorial to complex and real numbers as opposed to just the integers. Note that for random variables that admit a density, the characteristic function is the Fourier transform of the probability density function.

Note: We would like to note that distance covariance between a variable and itself is referred to as distance variance.

Population distance correlation Using this above definition of distance covariance, we have the following expression for the square of distance correlation

[Székely et al., 2007] between random variables

$$\begin{cases} \frac{\Omega(\mathbf{X}, \mathbf{Y})}{\sqrt{\Omega(\mathbf{X}, \mathbf{X})\Omega(\mathbf{Y}, \mathbf{Y})}}, & \text{if } \Omega(\mathbf{X}, \mathbf{X})\Omega(\mathbf{Y}, \mathbf{Y}) > 0 \\ 0, & \text{if } \Omega(\mathbf{X}, \mathbf{X})\Omega(\mathbf{Y}, \mathbf{Y}) = 0 \end{cases}$$

This always lies within the interval $[0, 1]$ with 0 referring to independence and 1 referring to dependence.

For completeness, we provide a listing of some more popular measures of nonlinear statistical dependency in Appendix B. That said, this paper specifically focuses on mechanisms for privatizing the measure of distance correlation in settings when the variables \mathbf{X} , \mathbf{Y} are hosted at different entities. In the setting when both of them are hosted on the same entity, a privatized measure of a statistical dependency called Hilbert Schmidt Independence Criterion was provided in [Kusner et al., 2016].

2.2 Sample estimators of distance correlation

Two sample estimators currently available for estimating population distance covariance in the non-private setting include:

a.) Unbiased sample distance covariance

Using $|\cdot|$ to represent the Euclidean norm, we first define $a_{ij} = |X_i - X_j|$, $b_{ij} = |Y_i - Y_j|$, $a_{i\cdot} = \sum_{l=1}^n a_{il}$, $b_{i\cdot} = \sum_{l=1}^n b_{il}$, $a_{\cdot\cdot} = \sum_{k,l=1}^n a_{kl}$ and $b_{\cdot\cdot} = \sum_{k,l=1}^n b_{kl}$. We now use these quantities to define an unbiased statistical estimator of distance covariance $\hat{\Omega}(\mathbf{X}, \mathbf{Y})$ as follows.

$$\hat{\Omega}(\mathbf{X}, \mathbf{Y}) = \frac{1}{n(n-3)} \sum_{i \neq j} a_{ij} b_{ij} - \frac{2}{n(n-2)(n-3)} \sum_{i=1}^n a_{i\cdot} b_{i\cdot} + \frac{a_{\cdot\cdot} b_{\cdot\cdot}}{n(n-1)(n-2)(n-3)} \quad (1)$$

b.) Random projected distance covariance

A faster unbiased estimator of distance covariance based on random projections denoted by $\bar{\Omega}_n^k(\mathbf{X}, \mathbf{Y})$ was introduced in [Huang and Huo, 2017]. In order to define this sample estimator of distance covariance, we first define few constants based on π and the Gamma function as follows. These include $c_p = \frac{\pi^{(p+1)/2}}{\Gamma((p+1)/2)}$ and $c_q = \frac{\pi^{(q+1)/2}}{\Gamma((q+1)/2)}$, $C_p = \frac{c_1 c_{p-1}}{c_p} = \frac{\sqrt{\pi} \Gamma((p+1)/2)}{\Gamma(p/2)}$ and $C_q = \frac{c_1 c_{q-1}}{c_q} = \frac{\sqrt{\pi} \Gamma((q+1)/2)}{\Gamma(q/2)}$. Let u and v be points on the hyper-spheres: $u \in \mathcal{S}^{p-1} = \{u \in \mathbb{R}^p : |u| = 1\}$ and $v \in \mathcal{S}^{q-1}$. For any vector u or v , let u^T or v^T denote its transpose. We now share the non-private estimator below

$$\bar{\Omega}(\mathbf{X}, \mathbf{Y}) = \sum_{k=1}^K \frac{C_p C_q \Omega_n(u_k^T X, v_k^T Y)}{K} \quad (2)$$

where $u_k^T X = (u_k^T X_1, \dots, u_k^T X_n)$ and $u_k^T Y = (u_k^T Y_1, \dots, u_k^T Y_n)$. Note that in this case $a_{ij} = |u^T(X_i - X_j)|$ and $b_{ij} = |v^T(Y_i - Y_j)|$.

3 Method

3.1 Approach

Privately estimating sample distance correlation between $\mathbf{X} \in \mathbb{R}^{n \times d}$ and $\mathbf{Y} \in \mathbb{R}^{n \times p}$ requires a private estimation of a distance covariance term in the numerator and a distance variance term in the denominator of $\frac{\Omega(\mathbf{X}, \mathbf{Y})}{\sqrt{\Omega(\mathbf{X}, \mathbf{X})\Omega(\mathbf{Y}, \mathbf{Y})}}$ that depends on \mathbf{X} .

Privatizing $\bar{\Omega}(\mathbf{X}, \mathbf{Y})$: For the distance covariance in the numerator, we provide a differentially private estimator of $\bar{\Omega}(\mathbf{X}, \mathbf{Y})$ that we denote by $\bar{\Omega}^{dp}(\mathbf{X}, \mathbf{Y})$. Note that $\bar{\Omega}(\mathbf{X}, \mathbf{Y})$ is the non-private ‘random projected distance covariance estimator’ given in equation 2 to estimate population distance covariance $\Omega(\mathbf{X}, \mathbf{Y})$. Note that in the setting we consider, \mathbf{X} and \mathbf{Y} are hosted at two different entities, as opposed to both of them being available on-premise at a single site. We provide details on our differentially private estimator $\bar{\Omega}^{dp}(\mathbf{X}, \mathbf{Y})$ in section 3.2.1 and provide our utility proofs for it in Theorems 1, 2 & 3.

Privatizing $\bar{\Omega}(\mathbf{Y}, \mathbf{Y})$: The term of $\bar{\Omega}(\mathbf{Y}, \mathbf{Y})$ does not require private estimation as it is computed on-premise by the entity that holds \mathbf{Y} . The entity that holds \mathbf{X} (say, Alice) makes a one-way communication of our proposed private estimates for $\bar{\Omega}^{dp}(\mathbf{X}, \mathbf{Y})$, $\bar{\Omega}^{dp}(\mathbf{X}, \mathbf{X})$ to the entity that holds \mathbf{Y} (say, Bob). Bob computes a non-private and $\bar{\Omega}(\mathbf{Y}, \mathbf{Y})$ on-premise. These three estimates can be put together by Bob to privately estimate the distance correlation $\bar{\rho}^{dp}(\mathbf{X}, \mathbf{Y})$ as

$$\begin{cases} \frac{\bar{\Omega}^{dp}(\mathbf{X}, \mathbf{Y})}{\sqrt{\bar{\Omega}^{dp}(\mathbf{X}, \mathbf{X})\bar{\Omega}^{dp}(\mathbf{Y}, \mathbf{Y})}}, & \text{if } \bar{\Omega}^{dp}(\mathbf{X}, \mathbf{X})\bar{\Omega}^{dp}(\mathbf{Y}, \mathbf{Y}) > 0 \\ 0, & \text{if } \bar{\Omega}^{dp}(\mathbf{X}, \mathbf{X})\bar{\Omega}^{dp}(\mathbf{Y}, \mathbf{Y}) = 0 \end{cases}$$

Note that Bob does not reveal the estimated private distance correlation to Alice. In a scenario, where it needs to reveal it to Alice (or anyone in the public), it could do that by using the private estimator in the subsection on privatizing $\bar{\Omega}(\mathbf{X}, \mathbf{X})$ with respect to \mathbf{X} . This approach can be used by Bob to privatize $\bar{\Omega}(\mathbf{Y}, \mathbf{Y})$ with respect to \mathbf{Y} instead. We now describe our two proposed private estimators for $\bar{\Omega}^{dp}(\mathbf{X}, \mathbf{Y})$ which is in the multi-party setting and $\bar{\Omega}^{dp}(\mathbf{X}, \mathbf{X})$ which is in the single party setting.

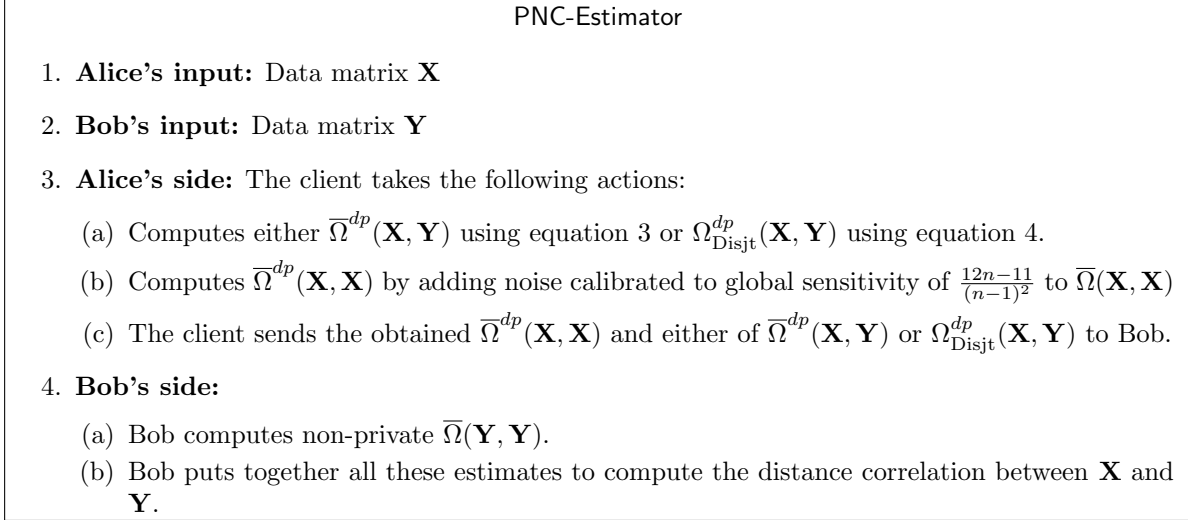


Figure 2: Protocol for private estimation of non-linear correlations between data of Alice and Bob.

3.1.1 Proposed private estimator for distance covariance

Our estimation starts with Alice sending K differentially private random projections of sensitive data \mathbf{X} to Bob that hosts the sensitive data \mathbf{Y} . An average of K distance covariances between the random projections of \mathbf{X} and the raw data \mathbf{Y} is computed at Bob's premises to get $\bar{\Omega}^{dp}(\mathbf{X}, \mathbf{Y})$. We then perform K differentially private random projections of the data \mathbf{X} by adding the necessary noise N required for privacy. The next sub-section explains the process of choosing N^X in order to guarantee differential privacy. Therefore, this estimator is given by

$$\bar{\Omega}^{dp}(\mathbf{X}, \mathbf{Y}) = \sum_{k=1}^K \frac{C_p C_q \bar{\Omega}_n(u_k^T X + N^x, v_k^T Y)}{K} \quad (3)$$

where $N^x = (N_1^x, \dots, N_n^x)$. Note that in this case $\tilde{a}_{ij} = |u^T(X_i - X_j) + (N_i^x - N_j^x)|$ and $\tilde{b}_{ij} = |v^T(Y_i - Y_j)|$.

3.2 Choosing N^X for differential privacy

Several mechanisms have been proposed for releasing random projections of data with differential privacy including [Kenthapadi et al., 2013, Blocki et al., 2012, Upadhyay, 2013] and more recently [Xu et al., 2017, Gondara and Wang, 2020]. We refer to Appendix D for details on one such mechanism.

3.2.1 Avoiding sequential composition

Applying K differentially private random projections u_k^X in the Equation 2 would lead to a differentially private estimate of nonlinear correlation. Studying the utility of this estimator would be of interest. That

said, if all the K random projections are applied on the entire dataset \mathbf{X} , it would lead to an overall privacy guarantee of $K\epsilon$ due to the sequential composition property of differential privacy. This loss of privacy budget can be avoided if the samples in the dataset (i.e the rows of \mathbf{X}, \mathbf{Y}) are partitioned into K disjoint subsets prior to a random projection based distance covariance measured disjointly on each subset prior to averaging them out. This would lead to an improved accounting with regards to the privacy budget, as this falls under the parallel composition property of differential privacy, thereby leading to an overall ϵ -DP of the estimator if each of the individual projections was also performed with ϵ -DP. This estimator is summarized below.

Private estimator on disjoint partitions

$\Omega_{\text{Disjt}}^{dp}(X, Y)$: Our estimator requires us to first partition the n records of \mathbf{X}, \mathbf{Y} into K blocks of $\{[X_1, Y_1] [X_2, Y_2] \dots [X_K, Y_K]\}$ in order to avoid sequential composition. Therefore, this estimator is given by

$$\Omega_{\text{Disjt}}^{dp}(\mathbf{X}, \mathbf{Y}) = \sum_{k=1}^K \frac{C_p C_q \bar{\Omega}_n(u_k^t X_k + N, v_k^t Y_k)}{K} \quad (4)$$

3.3 Utility results

We now study the utility of the private estimator $\bar{\Omega}^{dp}(\mathbf{X}, \mathbf{Y})$ in estimating the non-private $\bar{\Omega}(\mathbf{X}, \mathbf{Y})$ given the effect of noise in the private estimator. The utility can be expressed by $\bar{\Omega}^{dp}(X, Y) - \bar{\Omega}(X, Y)$.

Theorem 1. (Decomposition theorem) *The difference between estimators of $\bar{\Omega}^{dp}(X, Y)$ and $\bar{\Omega}(X, Y)$*

can be expressed as

$$\begin{aligned} \overline{\Omega}^{dp}(X, Y) - \overline{\Omega}(X, Y) &= \overline{\Omega}(N_X, Y) \\ &+ \sum_{n=1}^K \frac{4C_p C_q}{Kn(n-2)(n-3)} \sum_{i=1}^n \left(\sum_{l=1}^n |N_i^X - N_l^X| \sum_{l=1}^n V_k^T(Y_i - Y_l) \right) \end{aligned} \quad (5)$$

Proof. The full proof for this theorem is given in Appendix A. \square

Therefore, the error in estimation within this context depends on two error terms of $\hat{\Omega}(N_X, Y)$ and $\frac{4C_p C_q}{Kn(n-2)(n-3)} \sum_{i=1}^n (\sum_{l=1}^n |N_i^X - N_l^X| \sum_{l=1}^n V_k^T(Y_i - Y_l))$. We now upper bound the second error term in the following theorem.

Theorem 2. (Error bound) *The error term*

$$\frac{4C_p C_q}{Kn(n-2)(n-3)} \sum_{i=1}^n \left(\sum_{l=1}^n |N_i^X - N_l^X| \sum_{l=1}^n V_k^T(Y_i - Y_l) \right)$$

can be bounded using a t_1 and t_2 that are both greater than $2\sigma \sqrt{\frac{(n-1)}{n}(\log(2) - \frac{\log(\alpha)}{n})}$ and $C = \frac{4C_p C_q}{Kn(n-2)(n-3)}$. The concentration bound we obtain is given by

$$\mathbb{P} \left\{ C \sum_{i=1}^n \left(\sum_{l=1}^n |N_i^X - N_l^X| \sum_{l=1}^n |V_k^T(Y_i - Y_l)| \right) < Cn^3 t_1 t_2 \right\} \quad (6)$$

$$\geq (1 - n(\alpha_1 + \alpha_2 - \alpha_1 \alpha_2))$$

where $P(\sum_{l=1}^n |V_k^T(Y_i - Y_l)| \geq nt_1) \leq \alpha_1$ and $P(\sum_{l=1}^n |N_i^X - N_l^X| \geq nt_2) \leq \alpha_2$

Proof. Sketch of proof \square

Bounding the error term of $\overline{\Omega}(N_X, Y)$: The error term of $\overline{\Omega}(N_X, Y)$ can be bounded using a simplification of our above result by setting \mathbf{X} to be zero in the decomposition theorem and using the same strategy as the error bound in Theorem 2. That said, since the noise parameters can be released in differential privacy, a reasonable estimate of $\overline{\Omega}(N_X, Y)$ can be estimated on the premises of Bob, that holds Y . This analysis is provided in the Appendix A.2.

3.3.1 Privatizing $\overline{\Omega}(\mathbf{X}, \mathbf{X})$

The problem of privatizing $\overline{\Omega}(\mathbf{X}, \mathbf{X})$ is simpler than that of privatizing $\overline{\Omega}(\mathbf{X}, \mathbf{Y})$ in the sense that in the former case, the entire data \mathbf{X} is hosted on one entity as opposed to \mathbf{X} and \mathbf{Y} being hosted on two entities. For the private estimation of distance variance terms $\overline{\Omega}^{dp}(\mathbf{X}, \mathbf{X})$, we first use an equivalence between distance covariance and another popular dependency measure called Hilbert-Schmidt Independence Criterion (HSIC) [Gretton et al., 2005]. We then use the

global sensitivity of this equivalently obtained HSIC to privatize the distance variance. We begin by defining the empirical estimate of the HSIC.

Given unique positive definite kernels k, l in the context of kernel methods and reproducing kernel Hilbert space (RKHS) theory in machine learning, we have the following definition for the sample estimator of HSIC.

Definition 1. (HSIC [Gretton et al., 2005]) *Let $Z := \{(x_1, y_1), \dots, (x_m, y_m)\} \subseteq \mathcal{X} \times \mathcal{Y}$ be a series of m independent observations drawn from p_{xy} . An estimator of HSIC, written $\text{HSIC}(Z, \mathcal{F}, \mathcal{G})$, is given by*

$$\text{HSIC}(Z, \mathcal{F}, \mathcal{G}) := (m-1)^{-2} \text{tr} KHLH$$

where $H, K, L \in \mathbb{R}^{m \times m}$, $K_{ij} := k(x_i, x_j)$, $L_{ij} := l(y_i, y_j)$ and H is a double-centering matrix.

We assume k, l are bounded above by 1 (e.g., the squared exponential kernel, the Matern kernel [27]). A classic way to calibrate the amount of noise required to achieve ϵ -differential privacy [Dwork et al., 2014, Dwork, 2006, Dwork, 2008] is to add a noise with a variance of $\frac{\Delta}{\epsilon}$ where Δ is the global sensitivity of the query. The basic definitions for differential privacy, global sensitivity are provided as a primer in the Appendix C. That said, the popular book of [Dwork et al., 2014] is a wonderful resource on differential privacy.

Global sensitivity of HSIC: The global sensitivity of HSIC was derived in [Kusner et al., 2015, Kusner et al., 2016] to be at most $\frac{12n-11}{(n-1)^2}$. Specifically,

$$\left| \widehat{\text{HSIC}}_{k,l}(\mathbf{x}, \mathbf{y}) - \widehat{\text{HSIC}}_{k,l}(\mathbf{x}', \mathbf{y}') \right| \leq \frac{12n-11}{(n-1)^2}$$

for all neighboring [Dwork et al., 2014] datasets.

The following equivalence was shown between distance covariance and HSIC. As we have the global sensitivity for HSIC and since we have the following equivalence, we can use this global sensitivity to privatize $\overline{\Omega}(\mathbf{X}, \mathbf{X})$, which belongs to the one-party setting of privately releasing distance covariance.

3.4 Equivalence map between Distance Covariance and HSIC

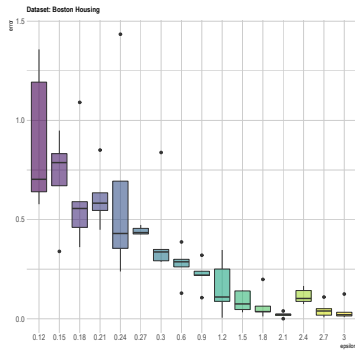
Definition 2. Bijective induced kernel

Given sample data $\{x_i, i = 1, \dots, n\}$. For any metric $d(\cdot, \cdot)$, we define its bijective induced kernel [Shen et al., 2019, Shen and Vogelstein, 2021] as

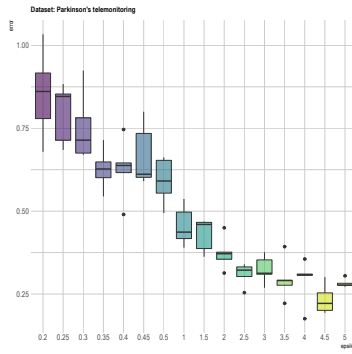
$$\hat{k}_d(x_i, x_j) = \max_{s, t \in [n]} (d(x_s, x_t) - d(x_i, x_j))$$

For any kernel $k(\cdot, \cdot)$, we define the induced metric as

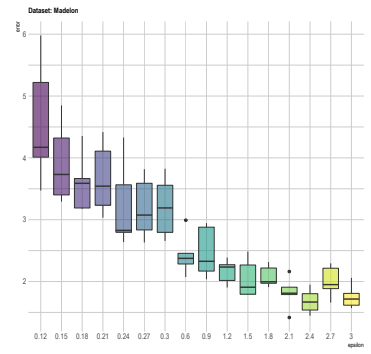
$$\hat{d}_k(x_i, x_j) = \max_{s, t \in [n]} (k(x_s, x_t) - k(x_i, x_j))$$



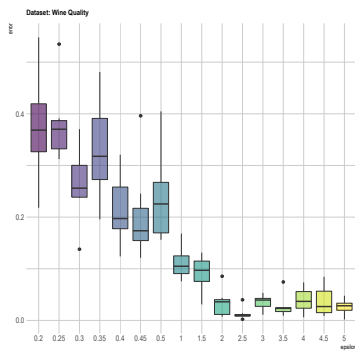
(a) Privacy-utility tradeoff on the Boston Housing dataset.



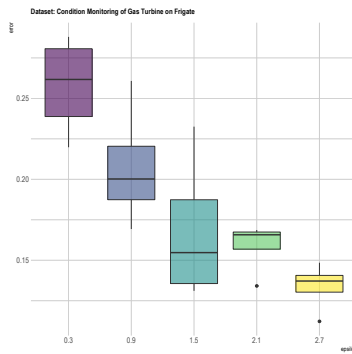
(b) Privacy-utility tradeoff on the Parkinson's tele-monitoring dataset.



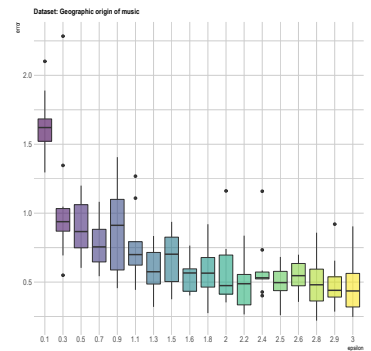
(c) Privacy-utility tradeoff on the Madelon dataset.



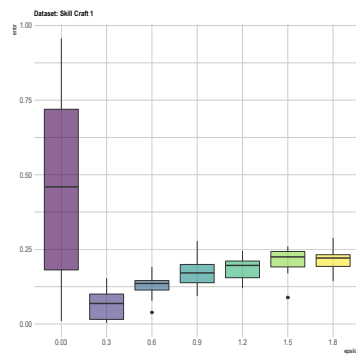
(d) Privacy-utility tradeoff on the wine quality dataset.



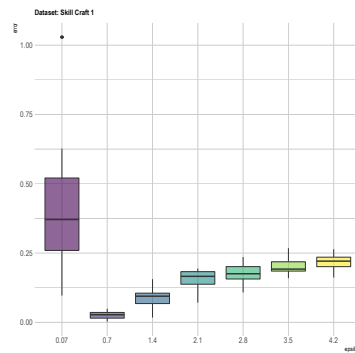
(e) Privacy-utility tradeoff on the condition monitoring of gas turbine on a frigate dataset.



(f) Privacy-utility tradeoff on the geographic origin of music dataset.



(g) Skill Craft Dataset: Effect of # of repeated accesses to data being 3 in the no-partition estimator of $\bar{\Omega}^{dp}(X, Y)$



(h) Skill Craft Dataset: Effect of # of repeated accesses to data being 7 in the no-partition estimator of $\bar{\Omega}^{dp}(X, Y)$. As can be seen the variance reduced in comparison to Figure (g) while the loss in privacy budget was more drastic due to the repeated data accesses. Thereby, we make a case for $\bar{\Omega}_{Disjt}^{dp}(X, Y)$ which has disjoint partitions and no repeated access to raw data.

Figure 3: Privacy-utility trade-offs on several datasets is studied in (a) to (f) and the effect of partitioning or not is studied on the skill craft dataset in (g) to (h).

The subscripts $s, t \in [n]$ is a shorthand for $s = 1, \dots, n$ and $t = 1, \dots, n$.

Other alternative definitions for this bijection are also given in [Shen and Vogelstein, 2021]. These are wieldy to use depending on the problem at hand.

$$\hat{d}_k(x_i, x_j) = 1 - k(x_i, x_j) / \max_{s, t \in [n]} (k(x_s, x_t))$$

$$\hat{k}_d(x_i, x_j) = 1 - d(x_i, x_j) / \max_{s, t \in [n]} (d(x_s, x_t))$$

This is an equivalent definition up-to scaling by the maximum elements, and can be succinctly expressed in a matrix form:

$$\hat{\mathbf{D}}_{\mathbf{K}} = \mathbf{J} - \mathbf{K} / \max(\mathbf{K})$$

$$\hat{\mathbf{K}}_{\mathbf{D}} = \mathbf{J} - \mathbf{D} / \max(\mathbf{D})$$

Theorem 3. [Shen and Vogelstein, 2021] *Suppose distance covariance (DCOV) uses a given metric $d(\cdot, \cdot)$, and the Hilbert Schmidt independence criterion HSIC uses the bijective induced kernel $\hat{k}_d(\cdot, \cdot)$. Given any sample data (\mathbf{X}, \mathbf{Y}) , it holds that*

$$\text{DCOV}_n(\mathbf{X}, \mathbf{Y}) = \text{HSIC}_n(\mathbf{X}, \mathbf{Y})$$

where the remainder term $O(\frac{1}{n^2})$ is invariant to permutation.

4 Computational complexity

Fast estimators of distance correlation requires $\mathcal{O}(n \log n)$ [Chaudhuri and Hu, 2019, Huo and Székely, 2016] computational complexity for univariate and $\mathcal{O}(nK \log n)$ complexity [Huang and Huo, 2017] for multivariate settings with $\mathcal{O}(\max(n, K))$ memory, where K is the number of random projections required as part of the estimation. In addition to being differentiable and easily computable with a closed-form, it requires no other tuning of parameters and is self-contained unlike HSIC or other dependency measures such as Maximum Mean Discrepancy (MMD) or Kernel Target Alignment (KTA) that depend on a choice of separate kernels for features as well as labels along with their respective tuning parameters.

5 Experiments

In this section, we first introduce the datasets, experimental methodology and metrics of evaluation. We study the performance of our method in privately estimating distance correlation across a variety of datasets. We study the privacy-utility trade-off curves for varying values of privacy parameter ϵ . We study the effect of ϵ on the l_1 error of estimation.

5.1 Datasets

1. **Condition Based Maintenance of Naval Propulsion Plants** This dataset of 11934 samples has been generated from a sophisticated simulator of a Gas Turbines (GT), mounted on a Frigate. The goal is to predict performance decay of this equipment based on 15 features.
2. **Parkinsons Telemonitoring Data Set** This dataset of 5875 instances and 24 features was created in collaboration with 10 medical centers in the US and Intel Corporation who developed the tele-monitoring device to record the speech signals. The goal is to predict the clinician’s Parkinson’s disease symptom score on the UPDRS scale.
3. **Wine Quality Data** This is a dataset of 4898 samples and 11 features. The goal is to predict the red-wine quality using the input features. Due to privacy and logistical issues, only some variables are made available.
4. **Boston Housing** This small dataset of 506 samples and 18 features contains information collected by the U.S Census Service concerning housing in the area of Boston Mass. It has classically been used extensively throughout the literature to benchmark algorithms.
5. **Madelon** This dataset is one of five datasets used in the NIPS 2003 feature selection challenge and has 4400 samples of 500 features. It is an artificial dataset containing a number of distractor feature called ‘probes’ having no predictive power. The order of the features and patterns were randomized. Only 20 out of the 500 are real features with predictive value and 480 are the distracting features/probes.
6. **Geographic origin of music** This dataset was built from a personal collection of 1059 tracks covering 33 countries/areas. The goal is to predict the geographical origin of each music file based on the audio features extracted from each wave file. This dataset has 3395 samples and 19 features.
7. **Skill craft 1 Master Table** This is a gaming related dataset where the goal is to predict the league (position) of any player of skill craft 1 based on features that measure his interactions with the game. This dataset has 1059 samples and 116 features.
8. **Seoul bike sharing demand** The goal is to predict the bike count required at each hour in order to plan and maintain a stable supply of rental

bikes. This dataset has 8760 samples and 13 features. The results on this dataset are provided in Appendix E.

6 Methodology

We split the feature sets for each of these datasets into two. One to represent \mathbf{X} and other to represent \mathbf{Y} . Note that distance covariance and distance correlation can be computed between \mathbf{X} and \mathbf{Y} that can potentially lie in different dimensions as long as their sample sizes match up to be the same. The reason for this is that the estimators for distance covariance and distance correlation solely depend on the distance matrices of these samples. Since distance matrices are square and symmetric and since the sample sizes match up, thereby the operations commute fine even if the original data samples lied in different dimensions. We then apply our proposed protocol for computing the private distance correlations as shown in Figure 2. We use both the proposed estimators of $\overline{\Omega}^{dp}(\mathbf{X}, \mathbf{Y})$ or $\Omega_{\text{Disjt}}^{dp}(\mathbf{X}, \mathbf{Y})$ along with $\overline{\Omega}^{dp}(\mathbf{X}, \mathbf{X})$ on each of our considered datasets. We compute the l_1 error between the true sample distance correlation (non-private) and the proposed private estimators for each choice of privacy parameter ϵ . We plot these ϵ Vs. utility curves for each of the considered dataset. In order to understand the sense of variability around these utility estimates, we repeat the experiment multiple times and report the variances observed in these plots from Figures 3 (a) to 3(f). In most cases, we observe a substantially good utility in measuring sample distance correlation at reasonably low levels of ϵ . Furthermore, we studied the effect of using the proposed disjoint private estimator $\Omega_{\text{Disjt}}^{dp}(\mathbf{X}, \mathbf{Y})$ Vs. using the repeated data access private estimator $\overline{\Omega}^{dp}(\mathbf{X}, \mathbf{Y})$ in the following subsection. The privacy budgets in all the plots have been calibrated according to the rules of their corresponding composition properties for differential privacy [Dwork et al., 2014]. The effect of number of partitions is also studied below.

6.1 Effect of disjoint Vs. repeated partitions

We study the effect of using the proposed estimator on disjoint partitions $\overline{\Omega}_{\text{Disjt}}^{dp}(X, Y)$ as opposed to the entire dataset being accessed for each k as in the proposed estimator of $\overline{\Omega}^{dp}(X, Y)$. Using disjoint partitions is beneficial to conserving the privacy-budget via parallel composition property while on the other side it reduces the number of samples the estimator for any k would have access to. This potentially has an effect on the utility or variance of the estimator. This can be empirically observed as shown in the variances of Figure 4 mostly being lesser than that of Figure 5 .

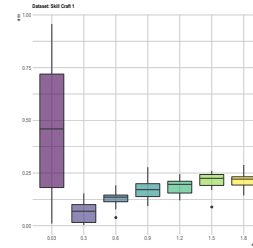


Figure 4: $\overline{\Omega}^{dp}(X, Y)$ - No partitions

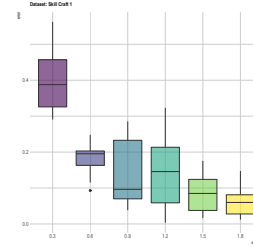


Figure 5: $\overline{\Omega}_{\text{Disjt}}^{dp}(X, Y)$ - Disjoint partitions

6.2 Effect of number of partitions

The choice of number of partitions has a trade-off between a.) reducing the variance of the estimates and b.) losing the privacy-budget when it comes to the estimator with repeat accesses to data. This is as opposed to the estimator with disjoint partitions, where the trade-off is between reducing the variance of the estimator and loss of utility for the estimator, due to smaller set of samples being accessible within any partition.

7 Conclusion

We provided a method to privately compute distance correlation between data hosted on two different parties. We provided theoretical and empirical justification of our method. As measurement of nonlinear correlations is a fundamental topic of interest to theoreticians and practitioners alike, we thereby hope that this work brings this problem of private nonlinear correlation estimation to a further mainstream consideration.

8 Future work

Distance correlation is a special case of a broader concept of energy statistics [Székely and Rizzo, 2013b, Rizzo and Székely, 2016, Székely and Rizzo, 2017]. Thereby solutions for its private estimation open up a door for investigating multi-party private solutions for downstream problems that depend on distance correlation such as multi-party private independence testing, multi-party private feature screening and private multi-party private causal inference.

A Proof of decomposition theorem

Proof.

$$\begin{aligned}
 \bar{\Omega}^{dp}(X + N_X, Y) &= \sum_{n=1}^K \frac{C_p C_q \Omega_n(u_K^T X + N_X, v_K Y)}{K} = \sum_{n=1}^K \frac{C_p C_q}{K} \left\{ \frac{1}{n(n-3)} \sum_{i \neq j} \tilde{a}_{ij} \tilde{b}_{ij} - \frac{2}{n(n-2)(n-3)} \sum \tilde{a}_i \cdot \tilde{b}_i + \right. \\
 &\quad \left. \frac{a \cdot b}{n(n-1)(n-2)(n-3)} \right\} = \sum_{n=1}^K \frac{C_p C_q}{K} \left\{ \frac{1}{n(n-3)} \sum_{i \neq j} |u_K^T(X_i - X_j) + N_i^X - N_j^X| |V_K^T(Y_i - Y_j)| \right. \\
 &\quad - \frac{2}{n(n-2)(n-3)} \sum_{i=1}^n \left(\sum_{j=1}^n |u_K^T(X_i - X_j) + N_i^X - N_j^X| \sum_{j=1}^n |V_K^T(Y_i - Y_j)| \right) \\
 &\quad \left. + \frac{(\sum_{i,j}^n |u_K^T(X_i - X_j) + N_i^X - N_j^X| \sum_{k,l}^n |V_K^T(Y_k - Y_l)|)}{n(n-1)(n-2)(n-3)} \right\} \\
 &\leq \sum_{n=1}^K \frac{C_p C_q}{K} \left\{ \frac{1}{n(n-3)} \sum_{i \neq j} |u_K^T(X_i - X_j)| |V_K^T(Y_i - Y_j)| + \frac{1}{n(n-3)} \sum_{i \neq j} |(N_i^X - N_j^X)| |V_K^T(Y_i - Y_j)| \right. \\
 &\quad - \frac{2}{n(n-2)(n-3)} \sum_{i=1}^n \left(\sum_{j=1}^n |u_K^T(X_i - X_j)| \sum_{j=1}^n |V_K^T(Y_i - Y_j)| \right) \\
 &\quad \left. + \frac{2}{n(n-2)(n-3)} \sum_{i=1}^n \left(\sum_{j=1}^n |N_i^X - N_j^X| \sum_{j=1}^n |V_K^T(Y_i - Y_j)| \right) \right. \\
 &\quad \left. + \frac{1}{n(n-1)(n-2)(n-3)} \left(\sum_{i,j}^n |u_K^T(X_i - X_j)| \sum_{k,l}^n |V_K^T(Y_k - Y_l)| + \sum_{i,j}^n |N_i^X - N_j^X| \sum_{k,l}^n |V_K^T(Y_k - Y_l)| \right) \right\} \\
 &= \sum_{n=1}^K \frac{C_p C_q}{K} \left\{ \frac{1}{n(n-3)} \sum_{i \neq j} |u_K^T(X_i - X_j)| |V_K^T(Y_i - Y_j)| - \frac{2}{n(n-2)(n-3)} \sum_{i=1}^n \left(\sum_{j=1}^n |u_K^T(X_i - X_j)| \sum_{j=1}^n |V_K^T(Y_i - Y_j)| \right) \right. \\
 &\quad \left. + \frac{1}{n(n-1)(n-2)(n-3)} \left(\sum_{i,j}^n |u_K^T(X_i - X_j)| \sum_{k,l}^n |V_K^T(Y_k - Y_l)| \right) \right. \\
 &\quad - \frac{2}{n(n-2)(n-3)} \sum_{i=1}^n \left(\sum_{j=1}^n |N_i^X - N_j^X| \sum_{j=1}^n |V_K^T(Y_i - Y_j)| \right) + \frac{1}{n(n-3)} \sum_{i \neq j} |(N_i^X - N_j^X)| |V_K^T(Y_i - Y_j)| \\
 &\quad \left. + \frac{1}{n(n-1)(n-2)(n-3)} \left(\sum_{i,j}^n |N_i^X - N_j^X| \sum_{k,l}^n |V_K^T(Y_k - Y_l)| \right) \right\} \\
 &\quad + \sum_{n=1}^K \frac{4C_p C_q}{K n(n-2)(n-3)} \sum_{i=1}^n \left(\sum_{j=1}^n |N_i^X - N_j^X| \sum_{j=1}^n |V_K^T(Y_i - Y_j)| \right) \\
 &= \bar{\Omega}(X, Y) + \bar{\Omega}(N^X, Y) + \sum_{n=1}^K \frac{4C_p C_q}{K n(n-2)(n-3)} \sum_{i=1}^n \left(\sum_{j=1}^n |N_i^X - N_j^X| \sum_{j=1}^n |V_K^T(Y_i - Y_j)| \right) \tag{7}
 \end{aligned}$$

□

We have used the inequalities $|a + b| \leq |a| + |b|$ and $|a + b| \geq |a| - |b|$ for two vectors a and b where $|a|$ refers to the modulus of vector a . For any fixed n , $\hat{\Omega}(X, Y)$ is denoted by $\Omega_n(X, Y)$. Here $\bar{\Omega}(N^X, Y)$ is defined by

Lemma 1. For a, b and $c \in \mathbb{R}^+$, given that $p(a_i < c) > b$ for $i = 1, 2, \dots, n$ we will show that $P(\sum a_i < nc) \geq 1 - n(1 - b)$.

Proof. $p(\sum a_i < nc) \geq P(a_1 < c \cap a_2 < c \dots \cap a_n < c) = 1 - P(a_1 \geq c \cup a_2 \geq c \cup a_3 \geq c \dots \cup a_n \geq c) \geq 1 - p(a_1 \geq c) - p(a_2 \geq c) \dots - p(a_n \geq c) \geq 1 - n(1 - b)$ □

A.1 Proof for the bound on error term

Proof. Now as the N_i^X 's are drawn from a mean zero Gaussian distribution where $\sigma^2 \geq w_2(P) \frac{\sqrt{2ln(1/2\delta)} + \epsilon}{\epsilon}$. Assuming N_i^X and N_l^X are sampled independently for any $l \neq i$, if $s_l = N_i^X - N_l^X$, the distribution of s_l terms will be therefore $N(0, 2\sigma^2)$. Now let $\tau_i = \sum_{l=1, l \neq i}^n |N_i^X - N_l^X| = \sum_{l=1, l \neq i}^n |N_i^X - N_l^X| = \sum_{l=1, l \neq i}^n |s_l|$ It is critical to note that the s_l 's

are not independent anymore. Therefore, we consider τ_i 's instead as for the expectation $\mathbb{E}(\tau_i)$, the correlation between s_i 's would not matter anymore. Now, $\mathbb{E}(\tau_i) = (n-1)\mathbb{E}(s_1)$. This brings us into the regime of half-normal or folded normal distributions. If $X \sim N(0, \sigma^2)$, $Y = |X|$, then we know that $\mathbb{E}[Y] = \sigma\sqrt{\frac{2}{\pi}}$ and $Var(Y) = \sigma^2(1 - \frac{2}{\pi})$. In our case $\mathbb{E}[s_1] = \sigma\sqrt{2} \times \sqrt{\frac{2}{\pi}} = \frac{2\sigma}{\sqrt{\pi}}$ and $Var(s_1) = 2\sigma^2(1 - \frac{2}{\pi})$. We now need a concentration bound for $\sum_{l=1, l \neq i}^n |N_i^X - N_l^X|$.

$$\sum_{l=1, l \neq i}^n |N_i^X - N_l^X| \leq (n-1)|N_i^X| + \sum_{l=1, l \neq i}^n |N_l^X|$$

The moment generating function of a standard Gaussian random variable X is $\mathbb{E}[e^{tX}] = e^{\frac{\sigma^2 t^2}{2}}$ for all $t \in \mathbb{R}$. We would want to find a concentration bound on $|(n-1)N_i^X| + \sum_{l=1, l \neq i}^n |N_l^X|$. We denote $(n-1)N_i^X$ as N_i' . Note that $(n-1)N_i^X$ and N_l^X where $l \neq i$ are all i.i.d. The required concentration bound can be written in terms of the moment generating function as

$$\begin{aligned} P \left\{ \frac{1}{n} \left(|(n-1)N_i^X| + \sum_{l=1, l \neq i}^n |N_l^X| \right) \geq t \right\} &= P \left\{ \exp \left(\frac{\lambda}{n} (|(n-1)N_i^X| + \sum_{l \neq i}^n |N_l^X|) \right) \geq e^{\lambda t} \right\} \\ &\leq e^{-\lambda t} \mathbb{E} \left[\exp \left(\frac{\lambda}{n} (|(n-1)N_i^X| + \sum_{l=1, l \neq i}^n |N_l^X|) \right) \right] \\ &= e^{-\lambda t} \mathbb{E} \left[\left(\prod_{k=1; k \neq i}^n e^{\frac{\lambda}{n} |N_k^X|} \right) e^{\frac{\lambda}{n} |(n-1)N_i^X|} \right] \\ &= e^{-\lambda t} \prod_{k=1; k \neq i}^n \mathbb{E} \left[e^{\frac{\lambda}{n} |N_k^X|} \right] \mathbb{E} \left[e^{\frac{\lambda}{n} |(n-1)N_i^X|} \right] \text{ (as they are independent)} \end{aligned}$$

Now based on the properties of moment generating functions we have,

$$\begin{aligned} \mathbb{E} \left[e^{t|X_k|} \right] &\leq \mathbb{E} \left[e^{t|X_k|} + e^{-t|X_k|} \right] \\ &= \mathbb{E} \left[e^{tX_k} + e^{-tX_k} \right] \\ &= \mathbb{E} \left[e^{tX_k} \right] + \mathbb{E} \left[e^{-tX_k} \right] \\ &= 2\mathbb{E} \left[e^{tX_k} \right] \\ &= 2e^{\frac{\sigma^2 t^2}{2}} \text{ as m.g.f for Gaussians is } m_X(t) = e^{\mu t + \frac{\sigma^2 t^2}{2}} \end{aligned} \tag{8}$$

We have that $\mathbb{E} \left[e^{\frac{\lambda}{n} |N_k^X|} \right] \leq 2e^{\frac{\lambda^2 \sigma^2}{2n^2}}$ and $\mathbb{E} \left[e^{\frac{\lambda}{n} |(n-1)N_i^X|} \right] \leq 2e^{\frac{\lambda^2}{2n^2} (n-1)\sigma^2}$.

From eqn. 8 the r.h.s of the inequality is $e^{-\lambda t} 2^n e^{\frac{\lambda^2 \sigma^2 (n-1)}{n^2}}$

Therefore

$$\mathbb{P}\{\text{expression} \geq nt\} \leq e^{-\lambda t} 2^n e^{\frac{\lambda^2 \sigma^2 (n-1)}{n^2}}$$

As we want to minimize the upper bound, $\therefore \frac{\partial}{\partial t} (-\lambda t + \frac{\lambda^2 \sigma^2 (n-1)}{n^2}) = 0$ or, $-\lambda + 2\lambda \frac{(n-1)\sigma^2}{n^2} = 0$. So we have, $\lambda = \frac{n^2 t}{2\sigma^2 (n-1)}$.

Therefore, $\mathbb{P}\{\text{expression} \geq nt\} \leq e^{-\frac{n^2 t^2}{4\sigma^2 (n-1)}} 2^n$ and in the case, where the probability needs to be kept under a chosen level α , then we have $\left(\frac{2}{e^{\frac{n^2 t^2}{4\sigma^2 (n-1)}}} \right) < \alpha$. Upon applying log on both sides we have $n \log \left(\frac{2}{e^{\frac{n^2 t^2}{4\sigma^2 (n-1)}}} \right) < \log(\alpha)$ and upon rearranging the terms we have,

$$t > 2\sigma \sqrt{\left(\frac{n-1}{n} \right) \left(\log(2) - \frac{\log(\alpha)}{n} \right)}$$

Let us denote $\text{expression} = |(n-1)N_i^X| + \sum_{l=1, l \neq i}^n |N_l^X|$ for brevity. We know that

$$P(\text{expression} \geq nt) \leq e^{-\frac{n^2 t^2}{4\sigma^2 (n-1)}} \times 2^n$$

Dataset	min tbd	max tbd
Condition Based Maintenance of Naval Propulsion Plants	0.0583	0.0641
Parkinsons Telemonitoring	0.0689	0.0827
Wine Quality	0.03687	0.0475
Boston Housing	0.0106	0.0263
Madelon	0.0919	0.1046
Geographic origin of music	0.1784	0.2547
Skill craft 1 Master Table	0.1368	0.1662
Seoul bike sharing demand	0.1740	0.1844

Note that $\sum_{l=1}^n |N_i^X - N_l^X| \leq \text{expression}$. Therefore we have,

$$P\left(\sum_{l=1}^n |N_i^x - N_l^X| \geq nt\right) \leq e^{-\frac{n^2 t^2}{4\sigma^2(n-1)}} \times 2^n$$

We now work with the next expression $\sum_{l=1}^n |V_k^T(Y_i - Y_l)|$. Note that each entry of V_k^T is sampled independently from a Gaussian as part of ensuring differential privacy. As Y_i 's are one-hot encoded, therefore $V_k^T Y_i$ and $V_k^T Y_l$ are two independently sampled entries from the vector V_k^T . Assuming, $V_k^T Y_i$ are from distribution $N(0, \sigma_1^2)$ and N_i^X 's are from distribution $N(0, \sigma_2^2)$, we can write that

$$P\left(\sum_{l=1}^n |V_k^T(Y_i - Y_l)| \geq nt_1\right) \leq e^{-\frac{-n^2 t_1^2}{4(n-1)\sigma_1^2}} \times 2^n$$

and

$$P\left(\sum_{l=1}^n |N_i^X - N_l^X| \geq nt_2\right) \leq e^{-\frac{-n^2 t_2^2}{4(n-1)\sigma_2^2}} \times 2^n$$

. Denoting the rhs of these inequalities as α_1 and α_2 respectively, we can write

$$P\left(\sum_{l=1}^n |V_k^T(Y_i - Y_l)| < nt_1\right) \geq 1 - \alpha_1$$

and

$$P\left(\sum_{l=1}^n |N_i^X - N_l^X| < nt_2\right) \geq 1 - \alpha_2$$

Note that $P(\sum_{l=1}^n |V_k^T(Y_i - Y_l)| \sum_{l=1}^n |N_i^X - N_l^X| < n^2 t_1 t_2) \geq P(\sum_{l=1}^n |V_k^T(Y_i - Y_l)| < nt_1) P(\sum_{l=1}^n |N_i^X - N_l^X| < nt_2)$ since these two events are clearly independent and for independent a, b , $P(ab < c^2) > P(a < c)P(b < c)$ holds.

Therefore, $P(\sum_{l=1}^n |V_k^T(Y_i - Y_l)| \sum_{l=1}^n |N_i^X - N_l^X| < n^2 t_1 t_2) \geq (1 - \alpha_1)(1 - \alpha_2)$. Now using lemma 1, we get that $P(\sum_{i=1}^n (\sum_{l=1}^n |V_k^T(Y_i - Y_l)| \sum_{l=1}^n |N_i^X - N_l^X| < n^3 t_1 t_2)) \geq 1 - n(\alpha_1 + \alpha_2 - \alpha_1 \alpha_2)$. So for any constant C , we can write $P(C \sum_{i=1}^n (\sum_{l=1}^n |V_k^T(Y_i - Y_l)| \sum_{l=1}^n |N_i^X - N_l^X| < Cn^3 t_1 t_2)) \geq 1 - n(\alpha_1 + \alpha_2 - \alpha_1 \alpha_2)$. Therefore, for each n , $\frac{4C_p C_q}{Kn(n-2)(n-3)} \sum_{i=1}^n \left(\sum_{j=1}^n |N_i^X - N_j^X| \sum_{j=1}^n |V_k^T(Y_i - Y_j)| \right)$ is upper bounded with a high probability. The error term is a summation for all n from 1 to K and hence the error term is bounded too with a high probability. \square

B Families of some dependency measures

- Energy statistics:** Distance correlation (DCOR), Brownian distance covariance, Partial distance correlation, Partial martingale difference correlation
- Kernel covariance operators:** Constrained covariance (COCO), Hilbert-Schmidt independence criterion (HSIC), Kernel Target Alignment (KTA)
- Integral probability metrics:** Maximum mean discrepancy (MMD), Wasserstein distance, Dudley metric and Fortet-Mourier metric, Total variation distance.
- Information theoretic measures:** Mutual information, f-divergence, Renyi divergence, Hellinger distance, Total variation distance, Maximal information coefficient, Total information coefficient

C Preliminaries for differential privacy

Definition 3. ((ϵ, δ) -Differential Privacy (2014))

A randomized algorithm $\mathcal{A} : \mathcal{X} \rightarrow \mathcal{Y}$ is (ϵ, δ) -differentially private if, for all neighboring datasets $\mathbf{X}, \mathbf{X}' \in \mathcal{X}$ and for all $S \in \mathcal{Y}$

$$\Pr[\mathcal{A}(\mathbf{X}) \in S] \leq e^\epsilon \Pr[\mathcal{A}(\mathbf{X}') \in S] + \delta$$

Definition 4. *Post-Processing Invariance*

Differential privacy is immune to post-processing, meaning that an adversary without any additional knowledge about the dataset \mathbf{X} cannot compute a function on the output $\mathcal{A}(\mathbf{X})$ to violate the stated privacy guarantees.

Definition 5. (l_2 -Global Sensitivity)

Let $f : \mathcal{X} \rightarrow \mathbb{R}^k$. The l_2 - global sensitivity of f is

$$\Delta_2^{(f)} = \max_{\mathbf{x}, \mathbf{x}' \in \mathcal{X}} \|f(\mathbf{x}) - f(\mathbf{x}')\|_2$$

where \mathbf{X}, \mathbf{X}' are neighboring databases.

D Differentially private random projections

We state one of the classic mechanisms from [Kenthapadi et al., 2013] that is relevant to some aspects of our proposed method. We first share a prerequisite definition that is required prior to re-stating this mechanism. We denote the random projection matrix by \mathbf{P} , and note that one of the popular choices for building it is to have each entry of the matrix drawn independently from a Normal distribution with mean 0 and $\sigma^2 = 1/k$. We now define the l_ρ -Sensitivity of P .

Definition 6. (l_ρ -Sensitivity of P). Define the l_ρ -sensitivity of a $d \times k$ projection matrix $P = \{P_{ij}\}_{d \times k}$ denoted by $w_\rho(P)$, as the maximum l_ρ -norm of any row in P , i.e., $w_\rho(P) = \max_{1 \leq i \leq d} \left(\sum_{j=1}^k |P_{ij}|^\rho \right)^{\frac{1}{\rho}}$. Equivalently, $w_\rho(P)$ can be defined as $\max_{e_i} \|e_i P\|_\rho$, where $\{e_i\}_{i=1}^d$ are standard basis unit vectors.

Theorem 4. Let $w_2(P)$ be the l_2 -sensitivity of the projection matrix P (see Definition 2). Assuming $\delta < \frac{1}{2}$, let the entries of the noise matrix be drawn from $N(0, \sigma^2)$ with $\sigma \geq w_2(P) \frac{\sqrt{2(\ln(\frac{1}{2\delta}) + \epsilon)}}{\epsilon}$, then releasing $\mathbf{Z} = \mathbf{X}\mathbf{P} + \mathbf{\Delta}$ satisfies (ϵ, δ) -differential privacy.

Proof. [Kenthapadi et al., 2013] □

References

- [Asghar et al., 2021] Asghar, H. J., Ding, M., Rakotoarivelo, T., Mrabet, S., and Kaafar, D. (2021). Differentially private release of datasets using gaussian copula. *Journal of Privacy and Confidentiality*, 10(2).
- [Blocki et al., 2012] Blocki, J., Blum, A., Datta, A., and Sheffet, O. (2012). The johnson-lindenstrauss transform itself preserves differential privacy. In *2012 IEEE 53rd Annual Symposium on Foundations of Computer Science*, pages 410–419. IEEE.
- [Canonne, 2020] Canonne, C. L. (2020). A survey on distribution testing: Your data is big. but is it blue? *Theory of Computing*, pages 1–100.
- [Chaudhuri and Hu, 2019] Chaudhuri, A. and Hu, W. (2019). A fast algorithm for computing distance correlation. *Computational Statistics & Data Analysis*.
- [Dwork, 2006] Dwork, C. (2006). Differential privacy. In *International Colloquium on Automata, Languages, and Programming*, pages 1–12. Springer.
- [Dwork, 2008] Dwork, C. (2008). Differential privacy: A survey of results. In *International conference on theory and applications of models of computation*, pages 1–19. Springer.
- [Dwork et al., 2014] Dwork, C., Roth, A., et al. (2014). The algorithmic foundations of differential privacy. *Found. Trends Theor. Comput. Sci.*, 9(3-4):211–407.
- [Fan and Lv, 2018] Fan, J. and Lv, J. (2018). Sure independence screening. *Wiley StatsRef: Statistics Reference Online*.
- [Gaboardi et al., 2016] Gaboardi, M., Lim, H., Rogers, R., and Vadhan, S. (2016). Differentially private chi-squared hypothesis testing: Goodness of fit and independence testing. In *International conference on machine learning*, pages 2111–2120. PMLR.

- [Gondara and Wang, 2020] Gondara, L. and Wang, K. (2020). Differentially private small dataset release using random projections. In *Conference on Uncertainty in Artificial Intelligence*, pages 639–648. PMLR.
- [Gretton et al., 2005] Gretton, A., Bousquet, O., Smola, A., and Schölkopf, B. (2005). Measuring statistical dependence with hilbert-schmidt norms. In *International conference on algorithmic learning theory*, pages 63–77. Springer.
- [Huang and Huo, 2017] Huang, C. and Huo, X. (2017). A statistically and numerically efficient independence test based on random projections and distance covariance. *arXiv preprint arXiv:1701.06054*.
- [Huo and Székely, 2016] Huo, X. and Székely, G. J. (2016). Fast computing for distance covariance. *Technometrics*, 58(4):435–447.
- [Kenthapadi et al., 2013] Kenthapadi, K., Korolova, A., Mironov, I., and Mishra, N. (2013). Privacy via the johnson-lindenstrauss transform. *Journal of Privacy and Confidentiality*, 5(1).
- [Kusner et al., 2015] Kusner, M. J., Sun, Y., Sridharan, K., and Weinberger, K. Q. (2015). Inferring the causal direction privately. *stat*, 1050:17.
- [Kusner et al., 2016] Kusner, M. J., Sun, Y., Sridharan, K., and Weinberger, K. Q. (2016). Private causal inference. In *Artificial Intelligence and Statistics*, pages 1308–1317. PMLR.
- [Li et al., 2014] Li, H., Xiong, L., and Jiang, X. (2014). Differentially private synthesization of multi-dimensional data using copula functions. In *Advances in database technology: proceedings. International conference on extending database technology*, volume 2014, page 475. NIH Public Access.
- [Li et al., 2012] Li, R., Zhong, W., and Zhu, L. (2012). Feature screening via distance correlation learning. *Journal of the American Statistical Association*, 107(499):1129–1139.
- [Lu et al., 2021] Lu, S., Chen, X., and Wang, H. (2021). Conditional distance correlation sure independence screening for ultra-high dimensional survival data. *Communications in Statistics-Theory and Methods*, 50(8):1936–1953.
- [Rizzo and Székely, 2016] Rizzo, M. L. and Székely, G. J. (2016). Energy distance. *wiley interdisciplinary reviews: Computational statistics*, 8(1):27–38.
- [Shen et al., 2019] Shen, C., Priebe, C. E., and Vogelstein, J. T. (2019). The exact equivalence of independence testing and two-sample testing. *arXiv preprint arXiv:1910.08883*.
- [Shen and Vogelstein, 2021] Shen, C. and Vogelstein, J. T. (2021). The exact equivalence of distance and kernel methods in hypothesis testing. *AStA Advances in Statistical Analysis*, 105(3):385–403.
- [Swanberg et al., 2019] Swanberg, M., Globus-Harris, I., Griffith, I., Ritz, A., Groce, A., and Bray, A. (2019). Improved differentially private analysis of variance. *Proceedings on Privacy Enhancing Technologies*, 2019(3):310–330.
- [Székely and Rizzo, 2013a] Székely, G. J. and Rizzo, M. L. (2013a). The distance correlation t-test of independence in high dimension. *Journal of Multivariate Analysis*, 117:193–213.
- [Székely and Rizzo, 2013b] Székely, G. J. and Rizzo, M. L. (2013b). Energy statistics: A class of statistics based on distances. *Journal of statistical planning and inference*, 143(8):1249–1272.
- [Székely and Rizzo, 2017] Székely, G. J. and Rizzo, M. L. (2017). The energy of data. *Annual Review of Statistics and Its Application*, 4:447–479.
- [Székely et al., 2007] Székely, G. J., Rizzo, M. L., and Bakirov, N. K. (2007). Measuring and testing dependence by correlation of distances. *The annals of statistics*, 35(6):2769–2794.
- [Thakurta and Smith, 2013] Thakurta, A. G. and Smith, A. (2013). Differentially private feature selection via stability arguments, and the robustness of the lasso. In *Conference on Learning Theory*, pages 819–850. PMLR.
- [Upadhyay, 2013] Upadhyay, J. (2013). Random projections, graph sparsification, and differential privacy. In *International Conference on the Theory and Application of Cryptology and Information Security*, pages 276–295. Springer.
- [Xu et al., 2017] Xu, C., Ren, J., Zhang, Y., Qin, Z., and Ren, K. (2017). Dppro: Differentially private high-dimensional data release via random projection. *IEEE Transactions on Information Forensics and Security*, 12(12):3081–3093.
- [Zhong and Zhu, 2015] Zhong, W. and Zhu, L. (2015). An iterative approach to distance correlation-based sure independence screening. *Journal of Statistical Computation and Simulation*, 85(11):2331–2345.