
Beltrami Flow and Neural Diffusion on Graphs

Benjamin P. Chamberlain*
Twitter Inc.
bchamberlain@twitter.com

James Rowbottom*
Twitter Inc.

Davide Eynard
Twitter Inc.

Francesco Di Giovanni
Twitter Inc.

Xiaowen Dong
University of Oxford

Michael M. Bronstein
Twitter Inc. and Imperial College London

Abstract

We propose a novel class of graph neural networks based on the discretised *Beltrami flow*, a non-Euclidean diffusion PDE. In our model, node features are supplemented with positional encodings derived from the graph topology and jointly evolved by the Beltrami flow, producing simultaneously continuous feature learning and topology evolution. The resulting model generalises many popular graph neural networks and achieves state-of-the-art results on several benchmarks.

1 Introduction

The majority of graph neural networks (GNNs) are based on the message passing paradigm [30], wherein node features are learned by means of a non-linear propagation on the graph. Multiple recent works have pointed to the limitations of the message passing approach. These include; limited expressive power [7, 9, 80, 95], the related oversmoothing problem [60, 62] and the bottleneck phenomena [1, 93], which render such approaches inefficient, especially in deep GNNs. Multiple alternatives have been proposed, among which are higher-order methods [7, 54] and decoupling the propagation and input graphs by modifying the topology, often referred to as *graph rewiring*. Topological modifications can take different forms such as graph sampling [32], k NN [43], using the complete graph [1, 86], latent graph learning [36, 89], or multi-hop filters [73, 92]. However, there is no agreement in the literature on when and how to modify the graph, and a single principled framework for doing so.

A somewhat underappreciated fact is that GNNs are intimately related to diffusion equations [16], a connection that was exploited in the early work of Scarselli et al. [76]. Diffusion PDEs have been historically important in computer graphics [11, 51, 64, 83], computer vision [6, 13, 18], and image processing [12, 26, 65, 82, 85, 90], where they created an entire trend of variational and PDE-based approaches. In machine learning and data science, diffusion equations underpin such popular manifold learning methods as eigenmaps [5] and diffusion maps [20], as well as the family of PageRank algorithms [14, 63]. In deep learning, differential equations are used as models of neural networks [16, 19, 25, 71, 94, 98] and for physics-informed learning [21, 22, 47, 72, 75, 81].

Main contributions In this paper, we propose a novel class of GNNs based on the discretised non-Euclidean diffusion PDE in joint positional and feature space, inspired by the *Beltrami flow* [82] used two decades ago in the image processing literature for edge-preserving image denoising. We show that the discretisation of the spatial component of the Beltrami flow offers a principled view on positional encoding and graph rewiring, whereas the discretisation of the temporal component can replace GNN layers with more flexible adaptive numerical schemes. Based on this model, we introduce Beltrami Neural Diffusion (BLEND) that generalises a broad range of GNN architectures and shows state-of-the-art performance on many popular benchmarks. In a broader perspective, our

approach explores new tools from PDEs and differential geometry that are less well known in the graph ML community.

2 Background

Beltrami flow Kimmel et al. [39, 40, 82] considered images as 2-manifolds (parametric surfaces) (Σ, g) embedded in some larger ambient space as $\mathbf{z}(\mathbf{u}) = (\mathbf{u}, \alpha\mathbf{x}(\mathbf{u})) \subseteq \mathbb{R}^{d+2}$ where $\alpha \geq 0$ is a scaling factor, $\mathbf{u} = (u_1, u_2)$ are the 2D *positional coordinates* of the pixels, and \mathbf{x} are the d -dimensional *colour or feature coordinates* (with $d = 1$ or 3 for grayscale or RGB images, or $d = k^2$ when using $k \times k$ patches as features [12]). In these works, the image is evolved along the gradient flow of a functional $S[\mathbf{z}, g]$ called the *Polyakov action* [68], which roughly measures the smoothness of the embedding¹. For images embedded in Euclidean space with the functional S minimised with respect to *both* the embedding \mathbf{z} and the metric g , one obtains the following PDE:

$$\frac{\partial \mathbf{z}(\mathbf{u}, t)}{\partial t} = \Delta_{\mathbf{G}} \mathbf{z}(\mathbf{u}, t), \quad \mathbf{z}(\mathbf{u}, 0) = \mathbf{z}(\mathbf{u}), \quad t \geq 0, \quad (1)$$

and boundary conditions as appropriate. Here $\Delta_{\mathbf{G}}$ is the *Laplace-Beltrami operator*, the Laplacian operator induced on Σ by the Euclidean space we embed the image into. Namely, the embedding of the manifold allows us to *pull-back* the Euclidean distance structure on the image: the distance between two nearby points \mathbf{u} and $\mathbf{u} + d\mathbf{u}$ is given by

$$d\ell^2 = d\mathbf{u}^\top \mathbf{G}(\mathbf{u}) d\mathbf{u} = du_1^2 + du_2^2 + \alpha^2 \sum_{i=1}^d dx_i^2, \quad (2)$$

where $\mathbf{G} = \mathbf{I} + \alpha^2 (\nabla_{\mathbf{u}} \mathbf{x}(\mathbf{u}))^\top \nabla_{\mathbf{u}} \mathbf{x}(\mathbf{u})$ is a 2×2 matrix called the *Riemannian metric*. The fact that the distance is a combination of the positional component (distance between pixels in the plane, $\|\mathbf{u} - \mathbf{u}'\|$) and the colour component (distance between the colours of the pixels, $\|\mathbf{x}(\mathbf{u}) - \mathbf{x}(\mathbf{u}')\|$) is crucial as it allows edge-preserving image diffusion.

When dealing with images, the evolution of the first two components of $(z_1, z_2) = \mathbf{u}$ is a nuisance amounting to the reparametrisation of the manifold and can be ignored. For grayscale images (the case when $d = 1$ and $\mathbf{z} = (u_1, u_2, x)$), this is done by projection along the dimension z_3 , in which case the Beltrami flow takes the form of an inhomogeneous diffusion equation of x ,

$$\frac{\partial x(\mathbf{u}, t)}{\partial t} = \frac{1}{\sqrt{\det \mathbf{G}(\mathbf{u}, t)}} \operatorname{div} \left(\frac{\nabla x(\mathbf{u}, t)}{\sqrt{\det \mathbf{G}(\mathbf{u}, t)}} \right) \quad t \geq 0. \quad (3)$$

The *diffusivity*

$$a = \frac{1}{\sqrt{\det \mathbf{G}}} = \frac{1}{\sqrt{1 + \alpha^2 \|\nabla x\|^2}} \quad (4)$$

determining the speed of diffusion at each point, can be interpreted as an *edge indicator*: diffusion is weak across edges where $\|\nabla x\| \gg 1$. The result is an adaptive diffusion [65] popular in image processing due to its ability to denoise images while preserving their edges. For cases with $d > 1$ (multiple colour channels), equation (3) is applied to each channel separately; however, the metric \mathbf{G} couples the channels, which results in their gradients becoming aligned [38].

Special cases In the limit case $\alpha = 0$, equation (3) becomes the simple homogeneous isotropic diffusion $\frac{\partial}{\partial t} x = \operatorname{div}(\nabla x) = \Delta x$, where $\Delta = \frac{\partial^2}{\partial u_1^2} + \frac{\partial^2}{\partial u_2^2}$ is the standard Euclidean Laplacian operator. The solution is

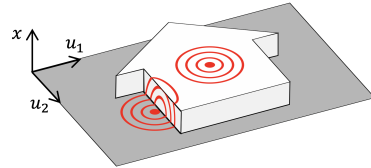
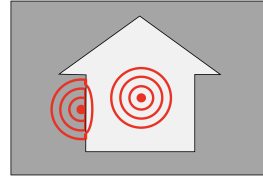


Figure 1: Two interpretations of the Beltrami flow: position-dependent bilateral kernel (top) and a Gaussian passed on the manifold (bottom).

¹Explicitly, by minimising the functional with respect to the embedding one finds Euler-Lagrange (EL) equations that can be used to dictate the evolution process of the embedding itself.

given in closed form as the convolution of the initial image and a Gaussian kernel with time-dependent variance,

$$x(\mathbf{u}, t) = x(\mathbf{u}, 0) \star \frac{1}{(4\pi t)^{d/2}} e^{-\|\mathbf{u}\|^2/4t} \quad (5)$$

and can be considered a simple linear low-pass filtering. In the limit $t \rightarrow \infty$, the image becomes constant and equal to the average colour.²

Another interpretation of the Beltrami flow is passing a Gaussian *on the manifold* (see Figure 1, bottom), which can locally be expressed as non-linear filtering with the *bilateral kernel* [85] dependent on the joint positional and colour distance (Figure 1, top),

$$x(\mathbf{u}, t) = \frac{1}{(4\pi t)^{d/2}} \int_{\mathbb{R}^2} x(\mathbf{v}, 0) e^{-\|\mathbf{u}-\mathbf{v}\|^2/4t} e^{-\alpha^2 \|\mathbf{x}(\mathbf{u}, 0) - \mathbf{x}(\mathbf{v}, 0)\|^2/4t} d\mathbf{v}. \quad (6)$$

For $\alpha = 0$, the bilateral filter (6) reduces to a simple convolution with a time-dependent Gaussian.

3 Discrete Beltrami flow on graphs

We now develop the analogy of Beltrami flow for graphs. We consider a graph to be a *discretisation* of a continuous structure (manifold), and show that the evolution of the feature coordinates in time amounts to message passing layers in GNNs, whereas the evolution of the positional coordinates amounts to graph rewiring, which is used in some GNN architectures.

3.1 Graph Beltrami flow

Let $\mathcal{G} = (\mathcal{V} = \{1, \dots, n\}, \mathcal{E})$ be an undirected graph, where \mathcal{V} and \mathcal{E} denote node and edge sets, respectively. We further assume node-wise d -dimensional features $\mathbf{x}_i \in \mathbb{R}^d$ for $i = 1, \dots, n$. Denote by $\mathbf{z}_i = (\mathbf{u}_i, \alpha \mathbf{x}_i)$ the embedding of the graph in a joint space $\mathcal{C} \times \mathbb{R}^d$, where \mathcal{C} is a d' -dimensional space with a metric $d_{\mathcal{C}}$ representing the node coordinates (for simplicity, we will assume $\mathcal{C} = \mathbb{R}^{d'}$ unless otherwise stated). We refer to \mathbf{u}_i , \mathbf{x}_i and \mathbf{z}_i as the *positional*, *feature* and *joint* coordinates of node i , respectively, and arrange them into the matrices \mathbf{U} , \mathbf{X} , and \mathbf{Z} , of sizes $n \times d'$, $n \times d$, and $n \times (d' + d)$.

For images, Beltrami flow amounts to evolving the embedding \mathbf{z} along $\text{div}(a(\mathbf{z})\nabla\mathbf{z})$, with a a diffusivity map.³ Thus, we consider the *graph Beltrami flow* to be the discrete diffusion equation

$$\frac{\partial \mathbf{z}_i(t)}{\partial t} = \sum_{j:(i,j) \in \mathcal{E}'} a(\mathbf{z}_i(t), \mathbf{z}_j(t)) (\mathbf{z}_j(t) - \mathbf{z}_i(t)) \quad \mathbf{z}_i(0) = \mathbf{z}_i; \quad i = 1, \dots, n; \quad t \geq 0. \quad (7)$$

We motivate our definition as follows: $\mathbf{g}_{ij} = \mathbf{z}_j - \mathbf{z}_i$ and $\mathbf{d}_i = \sum_{j:(i,j) \in \mathcal{E}'} \mathbf{g}_{ij}$ are the discrete analogies of the gradient $\nabla\mathbf{z}$ and divergence $\text{div}(\mathbf{g})$, both with respect to a graph $(\mathcal{V}, \mathcal{E}')$ that can be interpreted as the numerical stencil for the discretisation of the continuous Laplace-Beltrami operator in (3). Note that \mathcal{E}' can be different from the input \mathcal{E} (referred to as ‘rewiring’). As discussed in Section 3.3, most GNNs use $\mathcal{E}' = \mathcal{E}$ (input graph is used for diffusion, no rewiring). Alternatively, the positional coordinates of the nodes can be used to define a new graph topology either with $\mathcal{E}(\mathbf{U}) = \{(i, j) : d_{\mathcal{C}}(\mathbf{u}_i, \mathbf{u}_j) < r\}$, for some radius $r > 0$, or using k nearest neighbours. This new rewiring is precomputed using the input positional coordinates (i.e., $\mathcal{E}' = \mathcal{E}(\mathbf{U}(0))$) or updated throughout the diffusion (i.e., $\mathcal{E}'(t) = \mathcal{E}(\mathbf{U}(t))$). Therefore, (7) can be compactly rewritten as

$$\frac{\partial \mathbf{z}_i(t)}{\partial t} = \text{div}(a(\mathbf{z}(t))\nabla\mathbf{z}_i(t)).$$

The function a is the diffusivity controlling the diffusion strength between nodes i and j and is assumed to be normalised: $\sum_{j:(i,j) \in \mathcal{E}'} a(\mathbf{z}_i, \mathbf{z}_j) = 1$. The dependence of the diffusivity on the

²Assuming appropriate boundary conditions.

³Note that in equation (3) the diffusivity function a coincides with $(\det(\mathbf{G}(\mathbf{u}, t)))^{-\frac{1}{2}}$. Similarly to [82, Section 4.2] we have neglected the extra term $1/a$ appearing in (3).

embedding \mathbf{z} matches the smooth PDE analysed in e.g. [82, Section 4.2] and is consistent with the form of attention mechanism used in e.g. [86, 88]. In matrix-form, we can also rewrite (7) as

$$\begin{aligned} \left(\frac{\partial}{\partial t} \mathbf{U}(t), \frac{\partial}{\partial t} \mathbf{X}(t) \right) &= (\mathbf{A}(\mathbf{U}(t), \mathbf{X}(t)) - \mathbf{I}) (\mathbf{U}(t), \mathbf{X}(t)) \\ \mathbf{U}(0) &= \mathbf{U}; \quad \mathbf{X}(0) = \alpha \mathbf{X}; \quad t \geq 0, \end{aligned} \quad (8)$$

where we emphasise the evolution of both the positional and feature components, coupled through the matrix-valued function \mathbf{A}

$$a_{ij}(t) = \begin{cases} a(\mathbf{u}_i(t), \mathbf{x}_i(t), \mathbf{u}_j(t), \mathbf{x}_j(t)) & (i, j) \in \mathcal{E}(\mathbf{U}(t)) \\ 0 & \text{else.} \end{cases}$$

representing the diffusivity. The graph Beltrami flow produces an evolution of the joint positional and feature coordinates, $\mathbf{Z}(t) = (\mathbf{U}(t), \mathbf{X}(t))$. In Section 3.3 we will show how the evolution of the feature coordinates $\mathbf{X}(t)$ results in feature diffusion or message passing on the graph, the core of GNNs. As noted in Section 2, in the smooth case the Beltrami flow is obtained as gradient flow of an energy functional when minimised with respect to *both* the embedding and the metric on the surface (an image). When the embedding takes values in the Euclidean space, this leads to equations of the form (3) with no channel-mixing and an exact form of the diffusivity determined by the pull-back \mathbf{G} of the Euclidean metric. To further motivate our approach, it is tempting to investigate whether a similar conclusion can be attained here. Although in the discrete case the operation of pull-back is not well-defined, we are able to derive that the gradient flow of a *modified* graph Dirichlet energy gives rise to an equation of the form (7). We note though that the gradient flow does not recover the exact form of the diffusivity implemented in this paper. This is not a limitation of the theory and should be expected: by requiring the gradient flow to avoid channel-mixing and imitate the image analogy in [82] and by inducing a *discrete pull-back* condition, we are imposing constraints on the problem. We leave the theoretical implications for future work and refer to Appendix B for a more thorough discussion, including definitions and proofs.

Theorem 1. *Under structural assumptions on the diffusivity, graph Beltrami flow (7) is the gradient flow of the discrete Polyakov functional.*

3.2 Numerical solvers

Explicit vs implicit schemes Equation (7) is solved numerically, which in the simplest case is done by replacing the continuous time derivative $\frac{\partial}{\partial t}$ with forward time difference:

$$\frac{\mathbf{z}_i^{(k+1)} - \mathbf{z}_i^{(k)}}{\tau} = \sum_{j:(i,j) \in \mathcal{E}(\mathbf{U}^{(k)})} a(\mathbf{z}_i^{(k)}, \mathbf{z}_j^{(k)}) (\mathbf{z}_j^{(k)} - \mathbf{z}_i^{(k)}). \quad (9)$$

Here k denotes the discrete time index (iteration) and τ is the time step (discretisation parameter). Rewriting (9) compactly in matrix-vector form with $\tau = 1$ leads to the *explicit Euler scheme*:

$$\mathbf{Z}^{(k+1)} = (\mathbf{A}^{(k)} - \mathbf{I}) \mathbf{Z}^{(k)} = \mathbf{Q}^{(k)} \mathbf{Z}^{(k)}, \quad (10)$$

where $a_{ij}^{(k)} = a(\mathbf{z}_i^{(k)}, \mathbf{z}_j^{(k)})$ and the matrix $\mathbf{Q}^{(k)}$ (diffusion operator) is given by

$$q_{ij}^{(k)} = \begin{cases} 1 - \tau \sum_{l:(i,l) \in \mathcal{E}} a_{il}^{(k)} & i = j \\ \tau a_{ij}^{(k)} & (i, j) \in \mathcal{E}(\mathbf{U}^{(k)}) \\ 0 & \text{otherwise} \end{cases}$$

The solution to the diffusion equation is computed by applying scheme (10) multiple times in sequence, starting from some initial $\mathbf{Z}^{(0)}$. It is ‘explicit’ because the update $\mathbf{Z}^{(k+1)}$ is done directly by the application of the diffusion operator $\mathbf{Q}^{(k)}$ on $\mathbf{Z}^{(k)}$ (as opposed to *implicit schemes* of the form $\mathbf{Z}^{(k)} = \mathbf{Q}^{(k)} \mathbf{Z}^{(k+1)}$ arising from backward time differences that require inversion of the diffusion operator [91]).

Multi-step and adaptive schemes Higher-order approximation of temporal derivatives amount to using intermediate fractional steps, which are then linearly combined. Runge-Kutta (RK) [44, 74], ubiquitously used in numerical analysis, is a classical family of explicit numerical schemes, including Euler as a particular case. The Dormand-Prince (DOPRI) [24] is an RK method based on fifth and fourth-order approximations, the difference between which is used as an error estimate guiding the time step size [78].

Adaptive spatial discretisation and rewiring Many numerical PDE solvers also employ adaptive spatial discretisation. The choice of the stencil (mesh) for spatial derivatives is done based on the character of the solution at these points; in the simulation of phenomena such as shock waves it is often desired to use denser sampling in the respective regions of the domain, which can change in time. A class of techniques for adaptive rewiring of the spatial derivatives are known as Moving Mesh (MM) methods [33]. Interpreting the graph \mathcal{E}' in (7) as the numerical stencil for the discretisation of the continuous Laplace-Beltrami operator in (3), we can regard rewiring as a form of MM.

3.3 Relation to graph neural networks

Equation (9) has the structure of many GNN architectures of the ‘attentional’ type [10], where the discrete time index k corresponds to a (convolutional or attentional) layer of the GNN and multiple diffusion iterations amount to a deep GNN. In the diffusion formalism, the time parameter t acts as a continuous analogy of the layers, in the spirit of neural differential equations [19]. Typical GNNs amount to explicit single-step (Euler) discretisation schemes, whereas our continuous interpretation can exploit more efficient numerical schemes.

GNNs as instances of graph Beltrami flow The graph Beltrami framework leads to a family of graph neural networks that generalise many popular architectures (see Table 1). For example, GAT [88] can be obtained as a particular setting of our framework where the input graph is fixed ($\mathcal{E}' = \mathcal{E}$) and only the feature coordinates \mathbf{X} are evolved. Equation (10) in this case becomes

$$\mathbf{x}_i^{(k+1)} = \mathbf{x}_i^{(k)} + \tau \sum_{j:(i,j) \in \mathcal{E}} a(\mathbf{x}_i^{(k)}, \mathbf{x}_j^{(k)}) (\mathbf{x}_j^{(k)} - \mathbf{x}_i^{(k)}) \quad (11)$$

and corresponds to the update formula of GAT with a residual connection and the assumption of no non-linearity between the layers. The role of the diffusivity is played by a learnable parametric *attention* function, which is generally *time-dependent*: $a(\mathbf{z}_i^{(k)}, \mathbf{z}_j^{(k)}, k)$. This results in separate attention parameters per layer k , which can be learned independently. Our intentionally simplistic choice of a *time-independent* attention function amounts to *parameter sharing* across layers. We will show in Section 5.1 that this leads to a smaller model that is less likely to overfit.

Another popular architecture MoNet [57] uses linear diffusion of the features with weights dependent on the structure of the graph expressed as ‘pseudo-coordinates’, which can be cast as attention of the form $a(\mathbf{u}_i, \mathbf{u}_j)$. Transformers [87] can be interpreted as feature diffusion on a fixed complete graph with $\mathcal{E}' = \mathcal{V} \times \mathcal{V}$ [10]. Positional encoding (used in Transformers as well as in several recent GNN architectures [9, 27]) amounts to attention dependent on both \mathbf{X} and \mathbf{U} , which allows the diffusion to adapt to the local structure of the graph; importantly, the positional coordinates \mathbf{U} are *precomputed*. Similarly, DeepSets [97] and PointNet [70] architectures can be interpreted as GNNs applied on a graph with no edges ($\mathcal{E}' = \emptyset$), where each node is treated independently of the others [10]. DIGL [43] performs graph rewiring as a pre-processing step using personalised page rank as positional coordinates, which are then fixed and not evolved. In the point cloud methods, DGCNN [89] and DGM [36], the graph is constructed based on the *feature coordinates* \mathbf{X} and rewired adaptively (in our notation, $\mathcal{E}' = \mathcal{E}(\mathbf{X}(t))$).

Method	Evolution	Diffusivity	Graph ($\mathcal{V}, \mathcal{E}'$)	Discretisation
ChebNet	Features \mathbf{X}	Fixed a_{ij}	Fixed \mathcal{E}	Explicit fixed step
GAT	Features \mathbf{X}	$a(\mathbf{x}_i, \mathbf{x}_j)$	Fixed \mathcal{E}	Explicit fixed step
MoNet	Features \mathbf{X}	$a(\mathbf{u}_i, \mathbf{u}_j)$	Fixed \mathcal{E}	Explicit fixed step
Transformer	Features \mathbf{X}	$a((\mathbf{u}_i, \mathbf{x}_i), (\mathbf{u}_j, \mathbf{x}_j))$	Fixed $\mathcal{E} = \mathcal{V} \times \mathcal{V}$	Explicit fixed step
DeepSet/PointNet	Features \mathbf{X}	$a(\mathbf{x}_i)$	Fixed $\mathcal{E} = \emptyset$	Explicit fixed step
DIGL*	Features \mathbf{X}	$a(\mathbf{x}_i, \mathbf{x}_j)$	Fixed $\mathcal{E}(\mathbf{U})$	Explicit fixed step
DGCNN/DGM*	Features \mathbf{X}	$a(\mathbf{x}_i, \mathbf{x}_j)$	Adaptive $\mathcal{E}(\mathbf{X})$	Explicit fixed step
Beltrami	Positions \mathbf{U} +Features \mathbf{X}	$a((\mathbf{u}_i, \mathbf{x}_i), (\mathbf{u}_j, \mathbf{x}_j))$	Adaptive $\mathcal{E}(\mathbf{U})$	Explicit adaptive step / Implicit

Table 1: GNN architectures interpreted as particular instances of our framework. *Attentional variant.

Graph rewiring Multiple authors have recently argued in favor of decoupling the input graph from the graph used for diffusion. Such rewiring can take the form of graph sampling [32] to address scalability issues, data denoising [43], removal of information bottlenecks [1], or larger multi-hop filters [73]. The graph construction can also be made differentiable and a task-specific rewiring can

be learned [36, 89]. The statement of Klicpera et al. [43] that ‘diffusion improves graph learning’, leading to the eponymous paradigm (DIGL), can be understood as a form of diffusion on the graph connectivity independent of the features. Specifically, the authors used as node positional encoding the Personalised PageRank (PPR), which can be interpreted as the steady-state of a diffusion process

$$\mathbf{U}_{\text{PPR}} = \sum_{k \geq 0} (1 - \beta) \beta^k \Delta_{\text{RW}}^k = (1 - \beta) (\mathbf{I} - \beta \Delta_{\text{RW}})^{-1}, \quad 0 < \beta < 1, \quad (12)$$

where Δ_{RW} is the random walk graph Laplacian and $\beta \in (0, 1)$ is a parameter such that $1 - \beta$ represents the restart probability. The resulting positional encoding of dimension $d = n$ can be used to rewire the graph by k NN sampling, which corresponds to using $\mathcal{E}' = \mathcal{E}(\mathbf{U}_{\text{PPR}})$ in our framework.

Numerical schemes All the aforementioned GNN architectures can be seen as an explicit discretisation of equation (7) with fixed step size. On the other hand, our continuous diffusion framework offers an additional advantage of employing more efficient numerical schemes with adaptive step size. Graph rewiring of the form $\mathcal{E}' = \mathcal{E}(\mathbf{U}(t))$ can be interpreted as adaptive spatial discretisation (moving mesh method).

3.4 Extensions

Non-Euclidean geometry There are multiple theoretical and empirical arguments [17, 52] in favor of using hyperbolic spaces to represent real-life ‘small-world’ graphs (in particular, scale-free networks can be obtained as k NN graphs in such spaces [8]). Our framework allows using a non-Euclidean metric $d_{\mathcal{C}}$ for the positional coordinates \mathbf{U} (Figure 2). In Section 5 we show that hyperbolic positional encodings allow for a significant reduction in model size with only a marginal degradation of performance.

Time-dependent diffusivity The diffusivity function a which we assumed time-independent and which lead to parameter sharing across layers (i.e., updates of the form $\mathbf{Z}^{(k+1)} = \mathbf{Q}(\mathbf{Z}^{(k)}, \boldsymbol{\theta}) \mathbf{Z}^{(k)}$) can be made time-dependent of the form $\mathbf{Z}^{(k+1)} = \mathbf{Q}(\mathbf{Z}^{(k)}, \boldsymbol{\theta}^{(k)}) \mathbf{Z}^{(k)}$, where $\boldsymbol{\theta}$ and $\boldsymbol{\theta}^{(k)}$ denote shared and layer-dependent parameters, respectively.

Onsager diffusion As we noted, the Beltrami flow diffuses each channel separately. A more general variant of diffusion allowing for feature mixing is the *Onsager diffusion* [61] of the form $\frac{\partial}{\partial t} \mathbf{Z}(t) = \mathbf{Q}(\mathbf{Z}(t)) \mathbf{Z}(t) \mathbf{W}(t)$, where the matrix-valued function \mathbf{W} acts across the channels. GCN [42] can be regarded a particular setting thereof, with update of the form $\mathbf{X}^{(k+1)} = \mathbf{A} \mathbf{X}^{(k)} \mathbf{W}$.

MPNNs Finally, we note that the Beltrami flow amounts to linear aggregation with non-linear coefficients, or the ‘attentional’ flavor of GNNs [10]. The more general message passing flavor [30] is possible using a generic non-linear equation of the form $\frac{\partial}{\partial t} \mathbf{Z}(t) = \Psi(\mathbf{Z}(t))$.

4 BLEND: Beltrami Neural Diffusion

Beltrami Neural Diffusion (BLEND) is a novel class of graph neural network architectures derived from the graph Beltrami framework. We assume an input graph $\mathcal{G} = (\mathcal{V}, \mathcal{E})$ with n nodes and d -dimensional node-wise features represented as a matrix \mathbf{X}_{in} . We further assume a d' -dimensional positional encoding \mathbf{U}_{in} of the graph nodes. BLEND architectures implement a learnable joint diffusion process of \mathbf{U} and \mathbf{X} and runs it for time T , to produce an output node embeddings \mathbf{Y} ,

$$\mathbf{Z}(0) = (\phi(\mathbf{U}_{\text{in}}), \psi(\mathbf{X}_{\text{in}})) \quad \mathbf{Z}(T) = \mathbf{Z}(0) + \int_0^T \frac{\partial \mathbf{Z}(t)}{\partial t} dt \quad \mathbf{Y} = \xi(\mathbf{Z}(T)),$$

where ϕ, ψ are learnable positional and feature encoders and ξ is a learnable decoder (possibly changing the output dimensions). Here the α in Equations (2) and (8) is absorbed by ψ and made

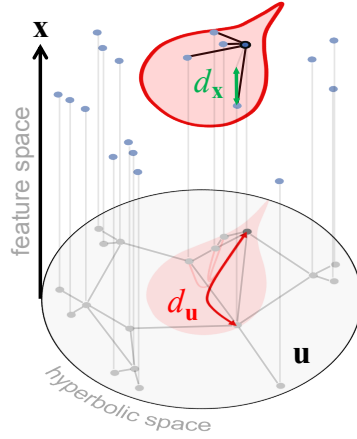


Figure 2: Graph Beltrami flow with hyperbolic positional coordinates.

learnable. $\frac{\partial \mathbf{z}(t)}{\partial t}$ is given by the graph Beltrami flow equation (8), where the diffusivity function (attention) a is also learnable. The choice of attention function depends on the geometry of the positional encoding and for Euclidean encodings we find the scaled dot product attention [86] performs well, in which case

$$a(\mathbf{z}_i, \mathbf{z}_j) = \text{softmax} \left(\frac{(\mathbf{W}_K \mathbf{z}_i)^\top \mathbf{W}_Q \mathbf{z}_j}{d_k} \right) \quad (13)$$

where \mathbf{W}_K and \mathbf{W}_Q are learned matrices, and d_k is a hyperparameter.

5 Experimental results

In this section, we compare the proposed Beltrami framework to popular GNN architectures on standard node classification benchmarks and provide a detailed study of the choice of the positional encoding space. Implementation details, including runtimes and hyperparameter tuning are given in Section C and code is available at <https://github.com/twitter-research/graph-neural-pde>.

Datasets In our experiments, we use the following datasets: Cora [56], Citeseer [77], Pubmed [58], CoauthorCS [79], Amazon, Computer, and Photo [55], and OGB-arxiv [35]. Since many works using the first three datasets rely on the Planetoid splits [96], we included them Table 2, together with a more robust evaluation on 100 random splits with 20 random initialisations [79]. In all cases the largest connected component is used and dataset statistics are given in Appendix A.

Baselines We compare to the following GNN architectures: GCN [42], GAT [88], MoNet [57] and GraphSAGE [32], and recent ODE-based GNN models: CGNN [94], GDE [67], GODE [98], and two versions of LanczosNet [49]. We use two variants of our method: using fixed input graph (BLEND) and using k NN graph in the positional coordinates (BLEND-knn).

5.1 Node Classification

In these experiments, we followed the methodology of [79] using 20 random weight initialisations for datasets with fixed Planetoid splits and 100 random splits otherwise. Where available, results from [79] are reported. Hyperparameters with the highest validation accuracy were chosen and results are reported on a test set that is used only once. Hyperparameter search used Ray Tune [50] with a thousand random trials using an asynchronous hyperband scheduler with a grace period and half life of ten epochs. The code to reproduce our results is included with the submission and will be released publicly following the review process. Experiments ran on AWS p2.8xlarge machines, each with 8 Tesla V100-SXM2 GPUs.

Method	CORA	CiteSeer	PubMed
<i>GCN</i>	81.9±0.8	69.5±0.9	79.0±0.5
<i>GAT</i>	82.8±0.5	71.0±0.6	77.0±1.3
<i>MoNet</i>	82.2±0.7	70.0±0.6	77.7±0.6
<i>GS-maxpool</i>	77.4±1.0	67.0±1.0	76.6±0.8
<i>Lanczos</i>	79.5±1.8	66.2±1.9	78.3±0.3
<i>AdaLanczos</i>	80.4±1.1	68.7±1.0	78.1±0.4
<i>CGNN</i>	81.7±0.7	68.1±1.2	80.2±0.3
<i>GDE</i>	83.8 ±0.5	72.5±0.5	79.9±0.3
<i>GODE</i>	83.3±0.3	72.4±0.6	80.1±0.3
BLEND	84.2 ±0.6	74.4 ±0.7	80.7 ±0.7
BLEND-kNN	83.1±0.8	73.3 ±0.9	81.5 ±0.5

Table 2: Performance (test accuracy±std) of different GNN models using Planetoid splits.

Implementation details For all datasets excepting ogb-arxiv, adaptive explicit Dormand-Prince scheme was used as the numerical solver; for ogb-arxiv, we used the Runge-Kutta method. For the two smallest datasets (Cora and Citeseer) we performed direct backpropagation through each step of the numerical integrator. For the larger datasets, to reduce memory complexity, we use Pontryagin’s maximum principle to propagate gradients backwards in time [69]. For the larger datasets, kinetic energy and Jacobian regularisation [28, 37] was employed. The regularisation ensures the learned dynamics is well-conditioned and easily solvable by a numeric solver, which reduced training time. We use constant initialisation for the attention weights, \mathbf{W}_K , \mathbf{W}_Q , so training starts from a well-conditioned system that induces small regularisation penalty terms [28].

The space complexity of BLEND is dominated by evaluating attention (13) over edges and is $\mathcal{O}(|\mathcal{E}'|(d + d'))$ where \mathcal{E}' is the edge set following rewiring and d is dimension of features and d' is the dimension of positional encoding. The runtime complexity is $\mathcal{O}(|\mathcal{E}'|(d + d'))(E_b + E_f)$, split

Method	CORA	CiteSeer	PubMed	Coauthor CS	Computer	Photo	ogb-arxiv
GCN	81.5±1.3	71.9 ±1.9	77.8±2.9	91.1±0.5	82.6±2.4	91.2±1.2	71.74±0.29
GAT	81.8±1.3	71.4±1.9	78.7±2.3	90.5±0.6	78.0±1.9	85.7±2.0	73.01±0.19*
GAT-ppr	81.6±0.3	68.5±0.2	76.7±0.3	91.3±0.1	85.4±0.3	90.9±0.3	—
MoNet	81.3±1.3	71.2±2.0	78.6±2.3	90.8±0.6	83.5±2.2	91.2±2.3	—
GS-mean	79.2±7.7	71.6±1.9	77.4±2.2	91.3±2.8	82.4±1.8	91.4±1.3	71.49±0.27
GS-maxpool	76.6±1.9	67.5±2.3	76.1±2.3	85.0±1.1	—	90.4±1.3	—
CGNN	81.4±1.6	66.9±1.8	66.6±4.4	92.3±0.2	80.3±2.0	91.4±1.5	58.70±2.50
GDE	78.7±2.2	71.8±1.1	73.9±3.7	91.6±0.1	82.9±0.6	92.4±2.0	56.66±10.9
BLEND	84.8±0.9	75.9±1.3	79.5±1.4	92.9±0.2	86.9±0.6	92.9±0.6	72.56±0.1
BLEND-kNN	82.5±0.9	73.4±0.5	80.9±0.7	92.3±0.1	86.7±0.6	93.5±0.3	— [†]

Table 3: Performance (test accuracy±std) of different GNN models using random splits. *OGB GAT reference has 1.5M parameters vs ours 70K.† BLEND-kNN pre-processes the graph using the DIGL methodology [43] (Section 3.3), which constructs an n -dimensional representation of each node (an n -by- n matrix), then sparsifies into a kNN graph. The ogb-arxiv dataset has >150K nodes and goes OOM. This is not a limitation of BLEND, but that of DIGL. Other forms of initial rewiring are possible, but we chose to compare with DIGL (arguably the most popular graph rewiring) and so this result is missing

between the forward and backward pass and can be dominated by either depending on the number of function evaluations (E_b, E_f).

Tables 2–3 summarise the results of our experiments. BLEND outperforms other GNNs in most of the experiments, showing state-of-the-art results on some datasets. Another important point to note is that compared GNNs use different sets of parameters per layer, whereas in BLEND, due to our choice of a time-independent attention, parameters are shared. This results in significantly fewer parameters: for comparison, the OGB versions of GCN, SAGE and GAT used in the ogb-arxiv experiment require 143K, 219K and 1.63M parameters respectively, compared to only 70K in BLEND.

5.2 Positional encoding

In the second experiment, we investigated the impact of the positional encodings and vary the dimensionality and underlying geometry, in order to showcase the flexibility of our framework.

Figure 3 shows that for all datasets BLEND is superior to a Euclidean model where positional encodings are not used, which corresponds to $Z = X$ (BLEND w/o positional in Figure 3) and a version of GAT where attention is over a concatenation of the same positional encodings used in BLEND and the features. The only exception is CoauthorCS, where the performance without positional encodings is unchanged.

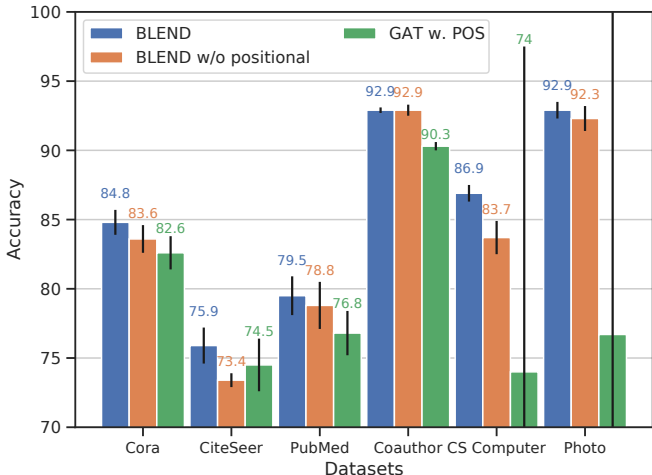


Figure 3: An ablation study showing BLEND with and without positional encodings as well as GAT, the most similar conventional GNN with positional encodings added

CoauthorCS, where the performance without positional encodings is unchanged.

We experimented with three forms of positional encoding: *DIGL* PPR embeddings of dimension n [43], *DeepWalk* embeddings [66] of dimensions 16–256, and *hyperbolic* embeddings in the Poincare ball [15, 59] of dimension 2–16. Positional encodings are calculated as a preprocessing step and input as the U coordinates to BLEND. We calculated DeepWalk node embeddings using PyTorch Geometric’s Node2Vec implementation with parameters $p = 1, q = 1$, context size 20, and 16 walks per node. We trained with walk length ranging between 40 and 120 and took the embeddings with the highest accuracy for the link prediction task. Shallow hyperbolic embeddings were generated using the HGNN [17] implementation with the default parameters provided by the authors.

Figure 4 (left) compares the performance of the best model using DIGL n -dimensional positional encodings against the best performing d -dimensional hyperbolic positional encodings with d tuned over the range 2-16. The average performance with DIGL positional encodings is 85.48, compared to 85.28 for hyperbolic encodings. Only in one case the DIGL encodings outperform the best hyperbolic

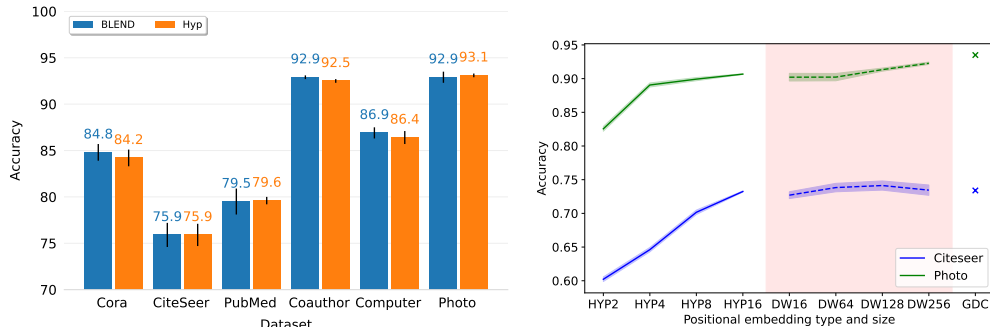


Figure 4: Left: performance comparison between Euclidean and hyperbolic positional embeddings. Right: results of positional embeddings ablation. Hyperbolic or Euclidean embeddings with $d' = 16$ allow to obtain performances comparable to euclidean embeddings with $d' = n \gg 16$.

encodings. Figure 4 (right) show the change in performance with the dimension d' of the positional encoding using a fixed hyperparameter configuration. As expected, we observe monotonic increase in performance as function of d' . Importantly most of the performance is captured by either 16 dimensional hyperbolic or positional encodings, with a small additional margin gained for going up to $d' = n$, which is impractical for larger graphs.

5.3 Additional ablations

In addition to studying the affect of positional encodings, we performed ablation studies on the step size used in the integrator as well as different forms of attention.

In Figure 5 we studied the affect of changing the step size of the integrator using the explicit Euler method with a fixed terminal time set to be the optimal terminal time. The left hand side of the figure shows the performance using the adaptive stepsize Dopri5 for comparison. Dopri5 gives the most consistent performance and is best if three of the six datasets. Details of additional attention functions and their relative performance can be found in Appendix A.1.

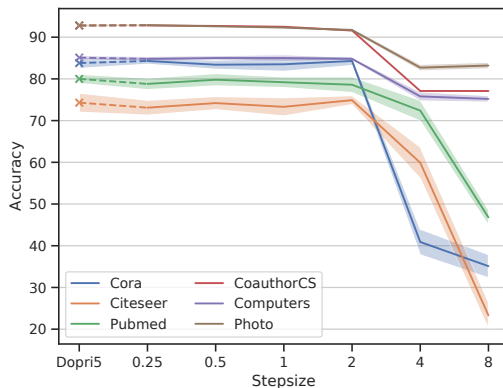


Figure 5: step size against accuracy for explicit Euler compared to the adaptive dopri5.

6 Related work

Image processing, computer vision, and graphics. Following the Perona-Malik scheme [65], PDE-based approaches flourished in the 1990s with multiple versions of anisotropic [90] and non-Euclidean [82] diffusion used primarily for image denoising. The realisation of these ideas in the form of nonlinear filters [12, 85] was adopted in the industry. PDE-based methods were also used for low-level vision tasks including inpainting [6] and image segmentation [13, 18]. In computer graphics, fundamental solutions (‘heat kernels’) of diffusion equations were used as shape descriptors [83]. The closed-form expression of such solutions using the Laplace-Beltrami operator served as inspiration for some of the early approaches for GNNs [23, 34, 42, 45].

Neural differential equations The interpretation of neural networks as discretised differential equations (‘neural ODEs’) [19] was an influential recent result with multiple follow-up works [25, 28, 46, 53]. In deep learning on graphs, this mindset has been applied to GNN architectures [2, 67] and continuous message passing [94]. Continuous GNNs were also explored in [31] who, similarly to [76], addressed the solutions of fixed point equations. Ordinary Differential Equations

on Graph Networks (GODE)[98] approach the problem using the technique of invertible ResNets. Finally, [75] used graph-based ODEs to generate physics simulations.

Physics-inspired learning Solving PDEs with deep learning has been explored by [72]. Neural networks appeared in [47] to accelerate PDE solvers with applications in the physical sciences. These have been applied to problems where the PDE can be described on a graph [48]. [4] consider the problem of predicting fluid flow and use a PDE inside a GNN. These approaches differ from ours in that they solve a given PDE, whereas we use the notion of discretising PDEs as a principle to understand and design GNNs.

Neural ODEs on graphs The most similar work to this is GRAND [16] of which BLEND can be considered a non-Euclidean extension. In addition there are several other works that apply the neural ODE framework to graphs. In GDE [67], GODE [98] and CGNN [94], the goal is to adapt neural ordinary differential equations to graphs. In contrast, we consider non-Euclidean partial differential equations and regard GNNs as particular instances of their discretisation (both spatial and temporal). We can naturally use spaces with any metric, in particular, extending recent works on hyperbolic graph embeddings. None of the previous techniques explore the link to differential geometry. More specifically, GDE, GODE, and CGNN consider Neural ODEs of the canonical form $\frac{\partial x}{\partial t} = f(x, t, \theta)$ where f is a graph neural network (GODE), the message passing component of a GNN (CGNN), or restricting f to be layers of bijective functions on graphs (GDE). Furthermore, in CGNN only ODEs with closed form solutions are considered. [75] on the other hand is quite distinct as they are not concerned with GNN design and instead use graph-based ODEs to generate physics simulations.

7 Conclusion

We developed a new class of graph neural networks based on the discretisation of a non-Euclidean diffusion PDE called Beltrami flow. We represent the graph structure and node features as a manifold in a joint continuous space, whose evolution by a parametric diffusion PDE (driven by the downstream learning task) gives rise to feature learning, positional encoding, and possibly also graph rewiring. Our experimental results show very good performance on popular benchmarks with a small fraction of parameters used by other GNN models. Perhaps most importantly, our framework establishes important links between GNNs, differential geometry, and PDEs – fields with a rich history and profound results that in our opinion are still insufficiently explored in the graph ML community.

Future directions While we show that our framework generalises many popular GNN architectures we seek to use the graph as a numerical representation of an underlying continuous space. This view of the graph as an approximation of a continuous latent structure is a common paradigm of manifold learning [5, 20, 84] and network geometry [8]. If adopted in graph ML, this mindset offers a rigorous mathematical framework for formalising and generalising some of the recent trends in the field, including the departure from the input graph as the basis for message passing [1], latent graph inference [29, 36, 41, 89] higher-order [7, 54] and directional [3] message passing (which can be expressed as anisotropic diffusion arising from additional structure of the underlying continuous space and different discretisation of the PDEs e.g. based on finite elements), and exploiting efficient numerical PDE solvers [19]. We leave these exciting directions for future research.

Societal impact GNNs have recently become increasingly utilized in industrial applications e.g. in recommender systems and social networks, and hence could potentially lead to a negative societal impact if used improperly. We would like to emphasize that our paper does not study such potential negative applications and the mathematical framework we develop could help to interpret and understand existing GNN models. We believe that better understanding of ML models is key to managing their potential societal implications and preventing their negative impact.

Limitations The assumption that the graph can be modelled as a discretisation of some continuous space makes our framework applicable only to cases where the edge and node features are continuous in nature. Applications e.g. to knowledge graphs with categorical attributes could only be addressed by first embedding such attributes in a continuous space. Finally, the structural result presented in Theorem 1 that link our model to the Polyakov action have not been implemented. This will be addressed in future works.

8 Acknowledgements

We thank Nils Hammerla and Gabriele Corso for feedback on early version of this manuscript. MB and JR are supported in part by ERC Consolidator grant no 724228 (LEMAN).

A Additional experimental results and implementation details

Datasets The statistics for the largest connected components of the experimental datasets are given in Table 4.

Dataset	Type	Classes	Features	Nodes	Edges	Label rate
Cora	citation	7	1433	2485	5069	0.056
Citeseer	citation	6	3703	2120	3679	0.057
PubMed	citation	3	500	19717	44324	0.003
Coauthor CS	co-author	15	6805	18333	81894	0.016
Computers	co-purchase	10	767	13381	245778	0.015
Photos	co-purchase	8	745	7487	119043	0.021
OGB-Arxiv	citation	40	128	169343	1166243	0.005

Table 4: Dataset Statistics

Replication of results and hyper-parameters Code to regenerate our experimental results together with hyperparameters for all datasets is provided. The hyperparameters are listed in `best_params.py`. Refer to the `README.md` for instructions to run the experiments.

Numerical ODE solver We use the library `torchdiffeq` [19] to discretise the continuous time evolution and learn the system dynamics. The Pontryagin maximum / adjoint method is used to replace backpropagation for all datasets, with the exception of Cora and Citeseer due to the high memory complexity of applying backpropagation directly through the computational graph of the numerical integrator.

Decoupling the terminal integration time between inference and training At training time we use a fixed terminal time T that is tuned as a hyperparameter. For inference, we treat T as a flexible parameter to which we apply a patience and measure the validation performance throughout the integration.

Data splits We report transductive node classification results in Tables 2 and 3 in the main paper. To facilitate direct comparison with many previous works, Table 2 uses the Planetoid splits given by [96]. As discussed in e.g. [79], there are many limitations with results based on these fixed dataset splits and so we report a more robust set of experimental results in Table 3. Here we use 100 random splits with 20 random weight initializations. In each case 20 labelled nodes per class are used at training time, with the remaining labels split between test and validation. This methodology is consistent with [79].

Positional encodings In Section 5.2 three types of positional encoding are described: *DIGL PPR* [43], *DeepWalk* [66] and *hyperbolic* embeddings [15, 59]. We provide the latter two as preprocessed pickle files within our repo. The DIGL PPR positional encodings are too large and so these are automatically generated and saved whenever code that requires them is run.

A.1 Diffusivity (attention) function

In section 4 of the main paper one choice of attention function is described. Additionally four alternatives were considered, which achieved roughly equivalent performance:

- Scaled dot

$$a(\mathbf{z}_i, \mathbf{z}_j) = \text{softmax} \left(\frac{(\mathbf{W}_K \mathbf{z}_i)^\top \mathbf{W}_Q \mathbf{z}_j}{d_k} \right) \quad (14)$$

- Cosine similarity

$$a(\mathbf{z}_i, \mathbf{z}_j) = \text{softmax} \left(\frac{(\mathbf{W}_K \mathbf{z}_i)^\top \mathbf{W}_Q \mathbf{z}_j}{\|\mathbf{W}_K \mathbf{z}_i\| \|\mathbf{W}_Q \mathbf{z}_j\|} \right) \quad (15)$$

- Pearson correlation

$$a(\mathbf{z}_i, \mathbf{z}_j) = \text{softmax} \left(\frac{(\mathbf{W}_K \mathbf{z}_i - \overline{\mathbf{W}_K \mathbf{z}_i})^\top (\mathbf{W}_Q \mathbf{z}_j - \overline{\mathbf{W}_Q \mathbf{z}_j})}{\|\mathbf{W}_K \mathbf{z}_i - \overline{\mathbf{W}_K \mathbf{z}_i}\| \|\mathbf{W}_Q \mathbf{z}_j - \overline{\mathbf{W}_Q \mathbf{z}_j}\|} \right) \quad (16)$$

- Exponential kernel

$$a(\mathbf{z}_i, \mathbf{z}_j) = \text{softmax} \left((\sigma_u \sigma_x)^2 e^{-\|\mathbf{W}_K \mathbf{u}_i - \mathbf{W}_Q \mathbf{u}_j\|^2 / 2\ell_u^2} e^{-\|\mathbf{W}_K \mathbf{x}_i - \mathbf{W}_Q \mathbf{x}_j\|^2 / 2\ell_x^2} \right) \quad (17)$$

We additionally conducted an ablation study using these functions, results are given in Table 5.

Method	Cora	Citeseer	Pubmed	CoauthorCS	Computers	Photo
cosine_sim	83.8 ± 0.5	73.5 ± 1.1	79.0 ± 2.3	92.8 ± 0.1	84.8 ± 0.7	93.2 ± 0.4
exp_kernel	83.6 ± 1.8	75.0 ± 1.3	79.9 ± 1.4	92.8 ± 0.2	84.8 ± 0.5	93.2 ± 0.5
pearson	83.7 ± 1.5	75.2 ± 1.3	80.0 ± 1.2	92.8 ± 0.2	84.8 ± 0.5	93.5 ± 0.3
scaled dot	84.8 ± 0.9	75.9 ± 1.3	79.5 ± 1.4	92.9 ± 0.2	86.9 ± 0.6	92.9 ± 0.6

Table 5: Performance with different attention functions. Scaled dot is best performing in four of the six experiments

B Theory of Beltrami flow

This section proves Theorem 1 in the main paper:

Theorem 2. *Under structural assumptions on the diffusivity, graph Beltrami flow*

$$\frac{\partial \mathbf{z}_i(t)}{\partial t} = \sum_{j:(i,j) \in \mathcal{E}'} a(\mathbf{z}_i(t), \mathbf{z}_j(t)) (\mathbf{z}_j(t) - \mathbf{z}_i(t)) \quad \mathbf{z}_i(0) = \mathbf{z}_i; \quad i = 1, \dots, n; \quad t \geq 0 \quad (18)$$

is the gradient flow of the discrete Polyakov functional.

B.1 Polyakov action and Beltrami flow on manifolds

In this section we briefly review the analysis in [40] to motivate the introduction of a discrete Polyakov action on graphs. Assume that (Σ, g) and (M, h) are Riemannian manifolds with coordinates $\{x_\mu\}$ and $\{y_\ell\}$ respectively. The *Polyakov action* for an embedding $Z : (\Sigma, g) \rightarrow (M, h)$ can be written as

$$S[Z, g, h] = \sum_{\mu, \nu=1}^{\dim(\Sigma)} \sum_{\ell, m=1}^{\dim(M)} \int_{\Sigma} h_{\ell m}(Z) \partial_\mu Z^\ell \partial_\nu Z^m g^{\mu\nu} d\text{vol}(g),$$

with $d\text{vol}(g)$ the volume form on Σ associated with the metric g . We restrict to the case where (M, h) is the d -dimensional Euclidean space (\mathbb{R}^d, δ) , so that the functional becomes

$$S[Z, g] = \sum_{\mu, \nu=1}^{\dim(\Sigma)} \sum_{\ell=1}^d \int_{\Sigma} \partial_\mu Z^\ell \partial_\nu Z^\ell g^{\mu\nu} d\text{vol}(g).$$

The quantity above can be rewritten more geometrically as

$$S[Z, g] = \sum_{\ell=1}^d \int_{\Sigma} \|\nabla_g Z^\ell\|_g^2 d\text{vol}(g). \quad (19)$$

From equation (19) we see that the Polyakov action is measuring the smoothness of the embedding - more precisely its Dirichlet energy with respect to the metric g - on each feature channel $\ell = 1, \dots, d$. Given a geometric object Σ , it is natural to find an optimal way of mapping it to a larger space, in

this case (\mathbb{R}^d, δ) . Accordingly, one can minimize the functional in (19) either with respect to the embedding Z or with respect to both the embedding Z and the metric g . If we choose to minimize S by varying both Z and g we find that the metric g must be the metric induced on Σ by the map Z , namely its pullback. In local coordinates, this amounts to the constraint below:

$$g_{\mu\nu} = \sum_{\ell=1}^d \partial_\mu Z^\ell \partial_\nu Z^\ell. \quad (20)$$

Once the condition on g is satisfied, the Euler-Lagrange equations for each feature channel become

$$\sum_{\mu,\nu} \frac{1}{\sqrt{\det(g)}} \partial_\mu (\sqrt{\det(g)} g^{\mu\nu} \partial_\nu Z^\ell) = \operatorname{div}_g \nabla_g Z^\ell = \Delta_g Z^\ell = 0, \quad (21)$$

where the operator Δ_g is the *Laplace-Beltrami* operator on Σ associated with the metric g . As a specific example, if we embed an image $\Sigma \subset \mathbb{R}^2$ into \mathbb{R}^3 via a grey color mapping $I \times x : (u_1, u_2) \mapsto (u_1, u_2, x(u_1, u_2))$, the gradient flow associated with the functional S and hence the Euler-Lagrange equation (21) for the grey channel is exactly the one reported in Section 2.

Therefore, from a high-level perspective, the Beltrami flow derived from the Polyakov action consists in minimizing a functional S representing the Dirichlet energy of the embedding Z computed with respect to a metric g depending - precisely via the pullback - on the embedding itself.

B.2 A discrete Polyakov action

We consider the graph counterpart to the problem of minimizing a generalized Dirichlet energy with respect to the embedding. Let $\mathcal{G} = (\mathcal{V}, \mathcal{E})$ be a simple, undirected and unweighted graph with $|\mathcal{V}| = n$. Also let $L^2(\mathcal{V})$ and $L^2(\mathcal{E})$ denote the space of signal functions $y : \mathcal{V} \rightarrow \mathbb{R}$ and $Y : \mathcal{E} \rightarrow \mathbb{R}$ respectively. Recall that the graph gradient of $y \in L^2(\mathcal{V})$ is defined by

$$\nabla_{\mathcal{G}} y \in L^2(\mathcal{E}) : (i, j) \mapsto y_j - y_i.$$

Its adjoint operator is called graph divergence and satisfies

$$\operatorname{div}_{\mathcal{G}} Y \in L^2(\mathcal{V}) : i \mapsto \sum_{j:(i,j) \in \mathcal{E}} Y_{ij}.$$

Assume now we have a graph embedding $\mathbf{Z} : \mathcal{V} \rightarrow \mathbb{R}^{d'} \times \mathbb{R}^d$ of the form $\mathbf{z}_i = (\mathbf{u}_i, \alpha \mathbf{x}_i)$ for some scaling $\alpha \geq 0$, with $1 \leq i \leq n$. The coordinates \mathbf{u}_i and \mathbf{x}_i are called *positional* and *feature* coordinates respectively. In analogy with the Polyakov action (19), we introduce a modified Dirichlet energy measuring the smoothness of a graph embedding \mathbf{Z} across its different channels: given a family of *nonnegative* maps (ψ_{ij}^ℓ) , with $\psi_{ij}^\ell : \mathbb{R}^{n \times (d'+d)} \rightarrow \mathbb{R}$, $1 \leq i, j \leq n$ and $1 \leq \ell \leq d' + d$, we define

$$S[\mathbf{Z}, \psi] := \frac{1}{2} \sum_{\ell=1}^{d'+d} \sum_{i,j=1}^n A_{ij} \psi_{ij}^\ell(\mathbf{Z}), \quad (22)$$

where A is the graph adjacency matrix. Defining the following ψ -weighted norm for each $\ell \in [1, d' + d]$

$$\|\nabla_i z^\ell\|_\psi^2 := \sum_{j=1}^n A_{ij} \psi_{ij}^\ell(\mathbf{Z}),$$

then (22) can be written as

$$S[\mathbf{Z}, \psi] = \frac{1}{2} \sum_{\ell=1}^{d'+d} \sum_{i=1}^n \|\nabla_i z^\ell\|_\psi^2. \quad (23)$$

Beyond the notational similarity with (19), the quantity $S[\mathbf{Z}, \psi]$ sums the integrals over all channels $1 \leq \ell \leq d' + d$ - i.e. summations on the vertex set - of the norms of the gradients of z^ℓ exactly as for the continuum Polyakov action. The dependence of such norms on the embedding is to take into account that in the smooth case the Beltrami flow imposes the constraint (20), meaning that the metric g with respect to which we compute the gradient norm of the embedding depends on the embedding itself. We note that the choice

$$\psi_{ij}^\ell(\mathbf{Z}) = (z_j^\ell - z_i^\ell)^2 = (\nabla_{\mathcal{G}} z^\ell(i, j))^2, \quad (24)$$

yields the classic Dirichlet energy of a multi-channel graph signal

$$S[\mathbf{Z}] = \frac{1}{2} \sum_{\ell=1}^{d'+d} \sum_{i,j=1}^n A_{ij} (\nabla_{\mathcal{G}} z^\ell(i, j))^2,$$

From now on we refer to the function $S : (\mathbf{Z}, \psi) \mapsto S[\mathbf{Z}, \psi]$ in (22) as the *discrete Polyakov action*.

B.3 Proof of Theorem 1

We recall that given an embedding $\mathbf{Z} : \mathcal{V} \rightarrow \mathbb{R}^{d'+d}$, we are interested in studying a discrete diffusion equation of the form

$$\frac{\partial \mathbf{z}_i(t)}{\partial t} = \sum_{j:(i,j) \in \mathcal{E}} a(\mathbf{z}_i(t), \mathbf{z}_j(t)) (\mathbf{z}_j(t) - \mathbf{z}_i(t)) \quad \mathbf{z}_i(0) = \mathbf{z}_i; \quad i = 1, \dots, n; \quad t \geq 0. \quad (25)$$

The coupling $a(\mathbf{z}_i(t), \mathbf{z}_j(t))$ is called *diffusivity*. We now prove that the differential system above is the gradient flow of the discrete Polyakov action $S[\mathbf{Z}, \psi]$ under additional assumptions on the structure of the diffusivity. We restate Theorem 1 in a more precise way:

Theorem 1. *Let (ψ_{ij}^ℓ) be a family of maps $\psi_{ij}^\ell : \mathbb{R}^{n \times (d'+d)} \rightarrow \mathbb{R}$ satisfying the assumptions*

(i) *There exist a family of maps $(\tilde{\psi}_{ij})$, with $\tilde{\psi}_{ij} : \mathbb{R}^n \rightarrow \mathbb{R}$, such that*

$$\psi_{ij}^\ell(\mathbf{Z}) = \tilde{\psi}_{ij} (\|\mathbf{z}_i - \mathbf{z}_1\|^2, \dots, \|\mathbf{z}_i - \mathbf{z}_n\|^2) (z_j^\ell - z_i^\ell)^2. \quad (26)$$

(ii) *If we write $\tilde{\psi}_{ij} : (p_1, \dots, p_n) \mapsto \tilde{\psi}_{ij}(p_1, \dots, p_n)$, then we require*

$$\partial_{p_k} \tilde{\psi}_{ij}(\mathbf{p}) = 0, \quad \text{if } (i, k) \notin \mathcal{E}.$$

Then, the gradient flow associated with $S[\mathbf{Z}, \psi]$ is given by (25), with the diffusivity a satisfying

$$\begin{aligned} a(\mathbf{z}_i(t), \mathbf{z}_j(t)) &= (\tilde{\psi}_{ij} + \tilde{\psi}_{ji})(\mathbf{Z}(t)) \\ &+ \sum_{k:(i,k) \in \mathcal{E}} \partial_j \tilde{\psi}_{ik}(\mathbf{Z}(t)) \|\mathbf{z}_k(t) - \mathbf{z}_i(t)\|^2 + \sum_{k:(j,k) \in \mathcal{E}} \partial_i \tilde{\psi}_{jk}(\mathbf{Z}(t)) \|\mathbf{z}_k(t) - \mathbf{z}_j(t)\|^2 \end{aligned}$$

where the dependence of $\tilde{\psi}$ on $\mathbf{Z}(t)$ is as in (26).

Remark. *We observe that by taking $\tilde{\psi}_{ij}$ to be the constant function one, we recover the classical case (24). In fact, for such choice the diffusivity satisfies $a(\mathbf{z}_i(t), \mathbf{z}_j(t)) = 2$ and the gradient flow is given by the graph Laplacian, namely*

$$\frac{\partial z_i^\ell(t)}{\partial t} = (2\Delta z^\ell(t))_i.$$

Proof. Once we choose the family of maps ψ_{ij}^ℓ as in the statement, the discrete Polyakov action is a map $S : \mathbb{R}^{n \times (d'+d)} \rightarrow \mathbb{R}$. To ease the notation, given a vector $\mathbf{Z} \in \mathbb{R}^{n \times (d'+d)}$ we write $\mathbf{Z} = (z_1^1, \dots, z_n^1, \dots, z_1^{d'+d}, \dots, z_n^{d'+d})$. To prove the result we now simply need to compute the gradient of the functional $S[\mathbf{Z}]$: given $1 \leq r \leq d' + d$ and $1 \leq k \leq n$ we have

$$\frac{\partial S[\mathbf{Z}]}{\partial z_k^r} = \frac{1}{2} \sum_{\ell=1}^{d'+d} \sum_{i,j=1}^n A_{ij} \partial_{z_k^r} \psi_{ij}^\ell(\mathbf{Z}). \quad (27)$$

From the assumptions we can expand the partial derivative of the map ψ_{ij}^ℓ as

$$\partial_{z_k^r} \psi_{ij}^\ell(\mathbf{Z}) = 2 \sum_{s=1}^n \sum_{q=1}^{d'+d} \partial_s \tilde{\psi}_{ij}(\mathbf{Z}) (z_i^q - z_s^q) \delta_{rq} (\delta_{ik} - \delta_{sk}) (z_j^\ell - z_i^\ell)^2 + 2 \tilde{\psi}_{ij}(\mathbf{Z}) (z_j^\ell - z_i^\ell) \delta_{\ell r} (\delta_{jk} - \delta_{ik}),$$

	Cora	Citeseer	Pubmed	CoauthorCS	Computers	Photo
BLEND (s)	26.79	27.74	168.71	183.29	230.20	69.85
BLEND_kNN (s)	44.65	83.84	387.86	216.94	157.77	73.86
Av. degree	4.1	3.5	4.5	8.9	36.70	31.8
Av. degree kNN	32	64	61.1	12.4	22	38.2
GAT (s)	1.68	1.76	9.85	18.96	27.12	10.65
BLEND / GAT	15.95	15.72	17.12	9.67	8.49	6.56
BLEND_kNN / GAT	26.59	47.51	39.36	11.44	5.82	6.93

Table 6: Training times (s) for 100 epochs

where we have simply written $\tilde{\psi}_{ij} (\|\mathbf{z}_i - \mathbf{z}_1\|^2, \dots, \|\mathbf{z}_i - \mathbf{z}_n\|^2) = \tilde{\psi}_{ij}(\mathbf{Z})$. Therefore, we can write (27) as

$$\begin{aligned} \frac{\partial S[\mathbf{Z}]}{\partial z_k^r} &= \sum_{j,s=1}^n A_{kj} (\partial_s \tilde{\psi}_{kj}(\mathbf{Z})) (z_k^r - z_s^r) \|\mathbf{z}_j - \mathbf{z}_k\|^2 \\ &\quad + \sum_{i,j=1}^n A_{ij} (\partial_k \tilde{\psi}_{ij}(\mathbf{Z})) (z_k^r - z_i^r) \|\mathbf{z}_j - \mathbf{z}_i\|^2 \\ &\quad + \sum_{j=1}^n A_{kj} (\tilde{\psi}_{kj} + \tilde{\psi}_{jk})(\mathbf{Z}) (z_k^r - z_j^r). \end{aligned}$$

We now use the assumption (ii) to see that $\partial_s \tilde{\psi}_{kj} = A_{ks} \partial_s \tilde{\psi}_{kj}$ and similarly for $\partial_k \tilde{\psi}_{ij} = A_{ki} \partial_k \tilde{\psi}_{ij}$. Up to renaming dummy indices we get

$$\frac{\partial S[\mathbf{Z}]}{\partial z_k^r} = \sum_{j:(j,k) \in \mathcal{E}} ((\tilde{\psi}_{kj} + \tilde{\psi}_{jk})(\mathbf{Z})) + \sum_{p:(k,p) \in \mathcal{E}} \partial_j \tilde{\psi}_{kp}(\mathbf{Z}) \|\mathbf{z}_p - \mathbf{z}_k\|^2 + \sum_{p:(j,p) \in \mathcal{E}} \partial_k \tilde{\psi}_{jp}(\mathbf{Z}) \|\mathbf{z}_p - \mathbf{z}_j\|^2 (z_k^r - z_j^r).$$

By inspection, we see that the right hand side can be rewritten as

$$\frac{\partial S[\mathbf{Z}]}{\partial z_k^r} = \sum_{j:(j,k) \in \mathcal{E}} a(\mathbf{z}_k, \mathbf{z}_j) (z_k^r - z_j^r),$$

with a the diffusivity given in the statement of Theorem 1. Therefore, the gradient flow associated with $S[\mathbf{Z}]$ is

$$\frac{\partial z_k^r(t)}{\partial t} = - \frac{\partial S[\mathbf{Z}]}{\partial z_k^r} = \sum_{j:(j,k) \in \mathcal{E}} a(\mathbf{z}_k(t), \mathbf{z}_j(t)) (z_j^r(t) - z_k^r(t)),$$

for each $1 \leq k \leq n$ and $1 \leq r \leq d' + d$. This completes the proof. \square

C Implementation Details

Runtimes We include below the training and inference runtimes of BLEND and BLEND-kNN, compared with corresponding runtimes of GAT. We use a standard GAT implementation (also used to generate results in the main paper) with two layers and eight heads (all other hyperparameters are tuned). Experiments used a Tesla K80 GPU with 11GB of RAM. The relative runtimes of BLEND and BLEND-kNN are largely driven by the respective edge densities and so we also report these in the table. For the small graph BLEND-kNN significantly densifies the graphs (as is consistent with DIGL) and runtimes are longer. For the large graphs the effect is less pronounced and even reversed in the case of Computers.

Computational cost can be computed using from the runtimes based on the AWS rental cost of a Tesla K80 GPU, which is currently less than \$1 / hour.

Hyperparameter Tuning We tuned the neural ODE based methods using Ray Tune. The remaining results were taken from the Pitfalls of GNNs paper. As this paper applied a thorough hyperparameter search and we replicated their experimental methodology we did not feel that it was necessary to independently tune these methods.

	Cora	Citeseer	Pubmed	CoauthorCS	Computers	Photo
BLEND (s)	0.0712	0.0878	0.2955	0.449	0.4603	0.2071
BLEND_kNN (s)	0.114	0.2458	0.9463	0.4945	0.3029	0.2246
Av. degree	4.1	3.5	4.5	8.9	36.7	31.8
Av. degree kNN	32	64	61.1	12.4	22	38.2
GAT (s)	0.0031	0.0039	0.0070	0.0326	0.0165	0.0093
BLEND / GAT	22.72	22.46	42.5	13.8	27.91	22.35
BLEND_kNN / GAT	36.40	62.88	136.08	15.19	18.37	24.23

Table 7: Inference times (s)

We did not apply Jacobian or kinetic regularisation for CGNN, GODE or GDE. We used regularisation to reduce the number of function evaluations made by the solver, which made training faster and more stable, but did not improve performance.

Softmax versus Squareplus In some cases we found it beneficial to replace the softmax operator with squareplus which replaces e^x with $\frac{1}{2}(x + \sqrt{x^2 + 4})$. This normalises logits (like the softmax), but has a gradient approaching one for large x , preventing one edge from dominating the diffusivity function.

References

- [1] Uri Alon and Eran Yahav. On the bottleneck of graph neural networks and its practical implications. In *ICLR*, 2021.
- [2] Pedro H. C. Avelar, Anderson R. Tavares, Marco Gori, and Luis C. Lamb. Discrete and continuous deep residual learning over graphs. *arXiv:1911.09554*, 2019.
- [3] Dominique Beaini, Saro Passaro, Vincent Létourneau, William L. Hamilton, Gabriele Corso, and Pietro Liò. Directional graph networks. *arXiv:2010.02863*, 2020.
- [4] Filipe de Avila Belbute-Peres, Thomas Economon, and Zico Kolter. Combining differentiable pde solvers and graph neural networks for fluid flow prediction. In *ICML*, 2020.
- [5] Mikhail Belkin and Partha Niyogi. Laplacian eigenmaps for dimensionality reduction and data representation. *Neural Computation*, 15(6):1373–1396, 2003.
- [6] Marcelo Bertalmio, Guillermo Sapiro, Vincent Caselles, and Coloma Ballester. Image inpainting. In *PACMCGIT*, 2000.
- [7] Cristian Bodnar, Fabrizio Frasca, Yu Guang Wang, Nina Otter, Guido Montúfar, Pietro Liò, and Michael Bronstein. Weisfeiler and leman go topological: Message passing simplicial networks. *arXiv:2103.03212*, 2021.
- [8] Marian Boguna, Ivan Bonamassa, Manlio De Domenico, Shlomo Havlin, Dmitri Krioukov, and M Ángeles Serrano. Network geometry. *Nature Reviews Physics*, pages 1–22, 2021.
- [9] Giorgos Bouritsas, Fabrizio Frasca, Stefanos Zafeiriou, and Michael M Bronstein. Improving graph neural network expressivity via subgraph isomorphism counting. *arXiv:2006.09252*, 2020.
- [10] Michael M Bronstein, Joan Bruna, Taco Cohen, and Petar Veličković. Geometric deep learning: Grids, groups, graphs, geodesics, and gauges. *arXiv:2104.13478*, 2021.
- [11] Michael M Bronstein and Iasonas Kokkinos. Scale-invariant heat kernel signatures for non-rigid shape recognition. In *CVPR*, 2010.
- [12] Antoni Buades, Bartomeu Coll, and J-M Morel. A non-local algorithm for image denoising. In *ICCV*, 2005.
- [13] Vicent Caselles, Ron Kimmel, and Guillermo Sapiro. Geodesic active contours. *IJCV*, 22(1):61–79, 1997.

- [14] Soumen Chakrabarti. Dynamic personalized pagerank in entity-relation graphs. In *WWW*, 2007.
- [15] Benjamin P. Chamberlain, James Clough, and Marc Peter Deisenroth. Neural embeddings of graphs in hyperbolic space. *arXiv:1705.10359*, 2017.
- [16] Benjamin P. Chamberlain, James Rowbottom, Maria Gorinova, Michael M. Bronstein, Stefan Webb, and Emanuele Rossi. GRAND: graph neural diffusion. In *ICML 2021*, pages 1407–1418, 2021.
- [17] Ines Chami, Rex Ying, Christopher Ré, and Jure Leskovec. Hyperbolic graph convolutional neural networks. In *NeurIPS*, 2019.
- [18] Tony F Chan and Luminita A Vese. Active contours without edges. *IEEE Trans. Image Processing*, 10(2):266–277, 2001.
- [19] Ricky T. Q. Chen, Yulia Rubanova, Jesse Bettencourt, and David Duvenaud. Neural ordinary differential equations. In *NeurIPS*, pages 6571–6583, 2018.
- [20] Ronald R Coifman and Stéphane Lafon. Diffusion maps. *Applied and computational harmonic analysis*, 21(1):5–30, 2006.
- [21] Miles Cranmer, Sam Greydanus, Stephan Hoyer, Peter Battaglia, David Spergel, and Shirley Ho. Lagrangian neural networks. 2020.
- [22] Miles D Cranmer, Rui Xu, Peter Battaglia, and Shirley Ho. Learning symbolic physics with graph networks. *arXiv:1909.05862*, 2019.
- [23] Michaël Defferrard, Xavier Bresson, and Pierre Vandergheynst. Convolutional neural networks on graphs with fast localized spectral filtering. In *NeurIPS*, 2016.
- [24] John R Dormand and Peter J Prince. A family of embedded Runge-Kutta formulae. *Journal of Computational and Applied Mathematics*, 6(1):19–26, 1980.
- [25] Emilien Dupont, Arnaud Doucet, and Yee Whye Teh. Augmented neural ODEs. In *NeurIPS*, pages 3134–3144, 2019.
- [26] Frédo Durand and Julie Dorsey. Fast bilateral filtering for the display of high-dynamic-range images. In *Proc Computer Graphics and Interactive Techniques*, 2002.
- [27] Vijay Prakash Dwivedi and Xavier Bresson. A generalization of transformer networks to graphs. *arXiv:2012.09699*, 2020.
- [28] Chris Finlay, Jörn-Henrik Jacobsen, Levon Nurbekyan, and Adam M Oberman. How to train your neural ode: The world of Jacobian and kinetic regularization. In *ICML*, 2020.
- [29] Luca Franceschi, Mathias Niepert, Massimiliano Pontil, and Xiao He. Learning discrete structures for graph neural networks. In *ICML*, 2019.
- [30] Justin Gilmer, Samuel S. Schoenholz, Patrick F. Riley, Oriol Vinyals, and George E. Dahl. Neural message passing for quantum chemistry. In *ICML*, 2017.
- [31] Fangda Gu, Heng Chang, Wenwu Zhu, Somayeh Sojoudi, and Laurent El Ghaoui. Implicit graph neural networks. In *NeurIPS*, 2020.
- [32] William L Hamilton, Rex Ying, and Jure Leskovec. Inductive representation learning on large graphs. In *NeurIPS*, 2017.
- [33] DF Hawken, JJ Gottlieb, and JS Hansen. Review of some adaptive node-movement techniques in finite-element and finite-difference solutions of partial differential equations. *Journal of Computational Physics*, 95(2):254–302, 1991.
- [34] Mikael Henaff, Joan Bruna, and Yann LeCun. Deep convolutional networks on graph-structured data. *arXiv:1506.05163*, 2015.

- [35] Weihua Hu, Matthias Fey, Marinka Zitnik, Yuxiao Dong, Hongyu Ren, Bowen Liu, Michele Catasta, and Jure Leskovec. Open graph benchmark: Datasets for machine learning on graphs. *arXiv:2005.00687*, 2020.
- [36] Anees Kazi, Luca Cosmo, Nassir Navab, and Michael Bronstein. Differentiable graph module (DGN) graph convolutional networks. *arXiv:2002.04999*, 2020.
- [37] Jacob Kelly, Jesse Bettencourt, Matthew James Johnson, and David Duvenaud. Learning differential equations that are easy to solve. In *NeurIPS*, 2020.
- [38] Ron Kimmel. *Numerical geometry of images: Theory, algorithms, and applications*. Springer, 2012.
- [39] Ron Kimmel, Ravi Malladi, and Nir Sochen. Images as embedded maps and minimal surfaces: movies, color, texture, and volumetric medical images. *IJCV*, 39(2):111–129, 2000.
- [40] Ron Kimmel, Nir Sochen, and Ravi Malladi. From high energy physics to low level vision. pages 236–247. Springer, 1997.
- [41] Thomas Kipf, Ethan Fetaya, Kuan-Chieh Wang, Max Welling, and Richard Zemel. Neural relational inference for interacting systems. In *ICML*, 2018.
- [42] Thomas N. Kipf and Max Welling. Semi-supervised classification with graph convolutional networks. In *ICLR*, 2017.
- [43] Johannes Klicpera, Stefan Weißenberger, and Stephan Günnemann. Diffusion improves graph learning. In *NeurIPS*, volume 32, 2019.
- [44] Wilhelm Kutta. Beitrag zur näherungsweise integration totaler differentialgleichungen. *Z. Math. Phys.*, 46:435–453, 1901.
- [45] Ron Levie, Federico Monti, Xavier Bresson, and Michael M Bronstein. Cayleynets: Graph convolutional neural networks with complex rational spectral filters. *IEEE Trans. Signal Processing*, 2017.
- [46] Xuechen Li, Ricky Tian Qi Chen, Ting-Kam Leonard Wong, and David Duvenaud. Scalable gradients for stochastic differential equations. In *Artificial Intelligence and Statistics*, 2020.
- [47] Zongyi Li, Nikola Kovachki, Kamyar Azizzadenesheli, Burigede Liu, Kaushik Bhattacharya, Andrew Stuart, and Anima Anandkumar. Fourier neural operator for parametric partial differential equations. 2020.
- [48] Zongyi Li, Nikola Kovachki, Kamyar Azizzadenesheli, Burigede Liu, Kaushik Bhattacharya, Andrew Stuart, and Anima Anandkumar. Multipole graph neural operator for parametric partial differential equations. In *NeurIPS*, 2020.
- [49] Renjie Liao, Zhizhen Zhao, Raquel Urtasun, and Richard S Zemel. Lanczosnet: Multi-scale deep graph convolutional networks. In *7th International Conference on Learning Representations, ICLR 2019*, 2019.
- [50] Richard Liaw, Eric Liang, Robert Nishihara, Philipp Moritz, Joseph E. Gonzalez, and Ion Stoica. Tune: A research platform for distributed model selection and training. In *arXiv: 1807.05118*, 2018.
- [51] Roei Litman and Alexander M Bronstein. Learning spectral descriptors for deformable shape correspondence. *PAMI*, 36(1):171–180, 2013.
- [52] Qi Liu, Maximilian Nickel, and Douwe Kiela. Hyperbolic graph neural networks. *arXiv preprint arXiv:1910.12892*, 2019.
- [53] Xuanqing Liu, Tesi Xiao, Si Si, Qin Cao, Sanjiv Kumar, and Cho-Jui Hsieh. Neural SDE: Stabilizing neural ODE networks with stochastic noise. (2), 2019.
- [54] Haggai Maron, Heli Ben-Hamu, Hadar Serviansky, and Yaron Lipman. Provably powerful graph networks. In *NeurIPS*, pages 2153–2164, 2019.

- [55] Julian McAuley, Christopher Targett, Qinfeng Shi, and Anton Van Den Hengel. Image-based recommendations on styles and substitutes. In *Proceedings Information Retrieval*, 2015.
- [56] Andrew Kachites McCallum, Kamal Nigam, Jason Rennie, and Kristie Seymore. Automating the construction of internet portals with machine learning. *Information Retrieval*, 3(2):127–163, 2000.
- [57] Federico Monti, Davide Boscaini, Jonathan Masci, Emanuele Rodolà, Jan Svoboda, and Michael M. Bronstein. Geometric deep learning on graphs and manifolds using mixture model CNNs. In *CVPR*, 2017.
- [58] Galileo Namata, Ben London, Lise Getoor, Bert Huang, and UMD EDU. Query-driven active surveying for collective classification. In *Proceedings Mining and Learning with Graphs*, 2012.
- [59] Maximillian Nickel and Douwe Kiela. Learning continuous hierarchies in the lorentz model of hyperbolic geometry. In *International Conference on Machine Learning*, pages 3779–3788. PMLR, 2018.
- [60] Hoang NT and Takanori Maehara. Revisiting graph neural networks: All we have is low-pass filters. 2019.
- [61] Lars Onsager. Reciprocal relations in irreversible processes. i. *Physical Review*, 37(4):405, 1931.
- [62] Kenta Oono and Taiji Suzuki. Graph neural networks exponentially lose expressive power for node classification. In *ICLR*, 2020.
- [63] Lawrence Page, Sergey Brin, Rajeev Motwani, and Terry Winograd. The pagerank citation ranking: Bringing order to the web. Technical report, 1999.
- [64] Giuseppe Patané. Laplacian spectral kernels and distances for geometry processing and shape analysis. *Computer Graphics Forum*, 35(2):599–624, 2016.
- [65] Pietro Perona and Jitendra Malik. Scale-space and edge detection using anisotropic diffusion. *PAMI*, 12(7):629–639, 1990.
- [66] Bryan Perozzi, Rami Al-Rfou, and Steven Skiena. Deepwalk: Online learning of social representations. In *Proceedings of the 20th ACM SIGKDD international conference on Knowledge discovery and data mining*, pages 701–710, 2014.
- [67] Michael Poli, Stefano Massaroli, Junyoung Park, Atsushi Yamashita, Hajime Asama, and Jinkyoo Park. Graph neural ordinary differential equations. pages 6571–6583, 2019.
- [68] Alexander M Polyakov. Quantum geometry of bosonic strings. *Physics Letters B*, 103(3):207–210, 1981.
- [69] Lev Semenovich Pontryagin. *Mathematical theory of optimal processes*. Routledge, 2018.
- [70] Charles R Qi, Hao Su, Kaichun Mo, and Leonidas J Guibas. Pointnet: Deep learning on point sets for 3d classification and segmentation. In *CVPR*, 2017.
- [71] Alejandro F. Queiruga, N. Benjamin Erichson, Dane Taylor, and Michael W. Mahoney. Continuous-in-depth neural networks. *CoRR*, 2020.
- [72] Maziar Raissi, Paris Perdikaris, and George Em Karniadakis. Physics informed deep learning (Part II): Data-driven discovery of nonlinear partial differential equations. *CoRR*, (Part II), 2017.
- [73] Emanuele Rossi, Fabrizio Frasca, Ben Chamberlain, Davide Eynard, Michael Bronstein, and Federico Monti. SIGN: Scalable inception graph neural networks. *arXiv:2004.11198*, 2020.
- [74] Carl Runge. Über die numerische auflösung von differentialgleichungen. *Mathematische Annalen*, 46(2):167–178, 1895.
- [75] Alvaro Sanchez-Gonzalez, Victor Bapst, Kyle Cranmer, and Peter Battaglia. Hamiltonian graph networks with ODE integrators. 2019.

- [76] Franco Scarselli, Marco Gori, Ah Chung Tsoi, Markus Hagenbuchner, and Gabriele Monfardini. The graph neural network model. *IEEE Trans. Neural Networks*, 27(8):61–80, 2009.
- [77] Prithviraj Sen, Galileo Namata, Mustafa Bilgic, Lise Getoor, Brian Galligher, and Tina Eliassi-Rad. Collective classification in network data. *AI Magazine*, 29(3):93–93, 2008.
- [78] Lawrence F Shampine. Some practical Runge-Kutta formulas. *Mathematics of Computation*, 46(173):135–150, 1986.
- [79] Oleksandr Shchur, Maximilian Mumme, Aleksandar Bojchevski, and Stephan Günnemann. Pitfalls of graph neural network evaluation. *arXiv:1811.05868*, 2018.
- [80] Nino Shervashidze, Pascal Schweitzer, Erik Jan Van Leeuwen, Kurt Mehlhorn, and Karsten M Borgwardt. Weisfeiler-lehman graph kernels. *JMLR*, 12:2539–2561, 2011.
- [81] Jonathan Shlomi, Peter Battaglia, and Jean-Roch Vlimant. Graph neural networks in particle physics. *Machine Learning: Science and Technology*, 2(2):021001, 2020.
- [82] Nir Sochen, Ron Kimmel, and Ravi Malladi. A general framework for low level vision. *IEEE Trans. Image Processing*, 7(3):310–318, 1998.
- [83] Jian Sun, Maks Ovsjanikov, and Leonidas Guibas. A concise and provably informative multi-scale signature based on heat diffusion. *Computer Graphics Forum*, 28(5):1383–1392, 2009.
- [84] Joshua B Tenenbaum, Vin De Silva, and John C Langford. A global geometric framework for nonlinear dimensionality reduction. *Science*, 290(5500):2319–2323, 2000.
- [85] Carlo Tomasi and Roberto Manduchi. Bilateral filtering for gray and color images. In *ICCV*, 1998.
- [86] Ashish Vaswani, Noam Shazeer, Niki Parmar, Akob Uszkoreit, Llion Jones, Aidan N. Gomez, Lukasz Kaiser, and Illia Polosukhin. Attention is all you need. In *NeurIPS*, pages 5998–6008, 2017.
- [87] Ashish Vaswani, Noam Shazeer, Niki Parmar, Jakob Uszkoreit, Llion Jones, Aidan N Gomez, Lukasz Kaiser, and Illia Polosukhin. Attention is all you need. 2017.
- [88] Petar Veličković, Guillem Cucurull, Arantxa Casanova, Adriana Romero, Pietro Liò, and Yoshua Bengio. Graph attention networks. In *ICLR*, 2018.
- [89] Yue Wang, Yongbin Sun, Ziwei Liu, Sanjay E Sarma, Michael M Bronstein, and Justin M Solomon. Dynamic graph CNN for learning on point clouds. *ACM Trans. Graphics*, 38(5):1–12, 2019.
- [90] Joachim Weickert. *Anisotropic diffusion in image processing*. Teubner Stuttgart, 1998.
- [91] Joachim Weickert, Bart M. Ter Haar Romeny, and Max A. Viergever. Efficient and reliable schemes for nonlinear diffusion filtering. *IEEE Trans. Image Processing*, 7(3):398–410, 1998.
- [92] Felix Wu, Amauri Souza, Tianyi Zhang, Christopher Fifty, Tao Yu, and Kilian Weinberger. Simplifying graph convolutional networks. In *ICML*. PMLR, 2019.
- [93] Tailin Wu, Hongyu Ren, Pan Li, and Jure Leskovec. Graph information bottleneck. *NeurIPS*, 2020.
- [94] Louis-pascal A C Xhonneux, Meng Qu, and Jian Tang. Continuous graph neural networks. In *ICML*, 2020.
- [95] Keyulu Xu, Weihua Hu, Jure Leskovec, and Stefanie Jegelka. How powerful are graph neural networks? In *ICLR*, 2019.
- [96] Zhilin Yang, William Cohen, and Ruslan Salakhudinov. Revisiting semi-supervised learning with graph embeddings. In *International conference on machine learning*, pages 40–48. PMLR, 2016.

- [97] Manzil Zaheer, Satwik Kottur, Siamak Ravanbakhsh, Barnabas Poczos, Russ R Salakhutdinov, and Alexander J Smola. Deep sets. In *NeurIPS*, 2017.
- [98] Juntang Zhuang, Nicha Dvornek, Xiaoxiao Li, and James S. Duncan. Ordinary differential equations on graph networks. Technical Report 1, 2020.