

Online Motion Planning with Soft Timed Temporal Logic in Dynamic and Unknown Environment

Zhiliang Li, Mingyu Cai, Shaoping Xiao, Zhen Kan

Abstract—Motion planning of an autonomous system with high-level specifications has wide applications. However, research of formal languages involving timed temporal logic is still under investigation. Furthermore, many existing results rely on a key assumption that user-specified tasks are feasible in the given environment. Challenges arise when the operating environment is dynamic and unknown since the environment can be found prohibitive, leading to potentially conflicting tasks where pre-specified timed missions cannot be fully satisfied. Such issues become even more challenging when considering timed requirements. To address these challenges, this work proposes a control framework that considers hard constraints to enforce safety requirements and soft constraints to enable task relaxation. The metric interval temporal logic (MITL) specifications are employed to deal with time-bound constraints. By constructing a relaxed timed product automaton, an online motion planning strategy is synthesized with a receding horizon controller to generate policies, achieving multiple objectives in decreasing order of priority 1) formally guarantee the satisfaction of hard safety constraints; 2) mostly fulfill soft timed tasks; and 3) collect time-varying rewards as much as possible. Another novelty of the relaxed structure is to consider violations of both time and tasks for infeasible cases. Simulation results are provided to validate the proposed approach.

Index Terms—Formal Method, Model Predictive Control, Multi-Objective Optimization, Timed Automaton

I. INTRODUCTION

Complex rules in modern tasks often specify desired system behaviors and timed temporal constraints that require mission completion within a given period. Performing such tasks can be challenging, especially when the operating environment is dynamic and unknown. For instance, user-specified missions or temporal constraints can be found infeasible during motion planning. Therefore, this work is motivated for online motion planning subject to timed high-level specifications.

Linear temporal logic (LTL) has been widely used for task and motion planning due to its rich expressivity and resemblance to natural language [1]. When considering timed formal language, as an extension of traditional LTL, timed temporal languages such as metric interval temporal logic (MITL) [2], signal temporal logic (STL) [3], time-window temporal logic (TWTL) [4]. However, most existing results are built on the assumption that user-specified tasks are feasible. New challenges arise when the operating environment is dynamic and unknown since the environment can become

prohibitive (e.g., an area to be visited is found later to be surrounded by obstacles), leading to mission failure.

To address these challenges, tasks with temporal logic specifications are often relaxed to be fulfilled as much as possible. A least-violating control strategy is developed in [5]–[10] to enforce the revised motion planning close to the original LTL specifications. In [11]–[13], hard and soft constraints are considered so that the satisfaction of hard constraints is guaranteed while soft constraints are minimally violated. Time relaxation of TWTL has been investigated in [14]–[16]. Receding horizon control (RHC) is also integrated with temporal logic specifications to deal with motion planning in dynamic environments [17]–[22]. Other representative results include learning-based methods [23]–[27] and sampling-based reactive methods [28], [29]. Most of the results mentioned above do not consider time constraints in motion planning. MITL is an automaton-based temporal logic that has flexibility to express general time constraints. Recent works [30]–[34] propose different strategies to satisfy MITL formulas. The works of [30], [31] consider cooperative planning of a multi-agent system (MAS) with MITL specifications and the work of [34] further investigates MITL planning of a MAS subject to intermittent communication. When considering dynamic environments, MITL with probabilistic distributions (MITLD) is developed in [33] to express time-sensitive missions, and a Reconfigurable algorithm is developed in [32]. However, the aforementioned works assume that the desired MITL specifications are always feasible for the robotic system. Sofie et al. [12], [13] first take into account the soft MITL constraints and studies the interactions of human-robot, but only static environments are considered. It is not yet understood how timed temporal tasks can be successfully managed in a dynamic and unknown environment, where predefined tasks may be infeasible.

Motivated by these challenges, this work considers online motion planning of an autonomous system with timed temporal specifications. The contributions of this work are multi-fold. First, the operating environment is not fully known a priori and dynamic in the sense of containing mobile obstacles and time-varying areas of interest that can only be observed locally. The dynamic and unknown environment can lead to potentially conflicting tasks (i.e., the pre-specified MITL missions or time constraints cannot be fully satisfied). Inspired by our previous work [21], we consider both hard and soft constraints. Hard constraints enforce safety requirements (e.g., avoid obstacles), while soft constraints represent tasks that can be relaxed not strictly to follow the specifications if the environment does not permit. Second, to deal with time

Z. Li, and Z. Kan are with the Department of Automation, University of Science and Technology of China, Hefei, China. M. Cai is with the Department of Mechanical Engineering and Mechanics, Lehigh University, Bethlehem, PA, USA. SP. Xiao is with the Department of Mechanical Engineering, University of Iowa, Iowa City, USA.

constraints, we apply MITL specifications to model timed temporal tasks and further classify soft constraints by how they can be violated. For instance, the mission can fail because the agent cannot reach the destination on time, or (potentially dynamic) obstacles block the roads to the goal station. Therefore, the innovation considers violations of both time constraints and task specifications caused by dynamic obstacles, which can be formulated as continuous and discrete types, respectively.

Our framework is to generate controllers achieving multiple objectives in decreasing order of priority: 1) formally guarantee the satisfaction of hard constraints; 2) mostly satisfy soft constraints (i.e., minimizing the violation cost); and 3) collect time-varying rewards as much as possible (e.g., visiting areas of higher interest more often). We construct a novel relaxed timed product automaton to alleviate these challenges, allowing the agent not to follow the desired MITL constraints strictly. An online motion planning strategy is synthesized with a receding horizon controller to adapt to the dynamic environment. By solving an optimization problem online, the maximum satisfaction of the specification is guaranteed, and an optimal accumulated reward is obtained. It's worth noting that the RHC only considers local dynamic information online while global satisfaction is formally guaranteed, which is efficient for large-scale environments. Simulation results are provided to validate the proposed approach.

II. PRELIMINARIES

A dynamical system with finite states evolving in an environment can be modeled by a weighted transition system.

Definition 1. [35] A weighted transition system (WTS) is a tuple $\mathcal{T} = (Q, q_0, \delta, \mathcal{AP}, L, \omega)$, where Q is a finite set of states; $q_0 \in Q$ is the initial state; $\delta \in Q \times Q$ is the state transitions; \mathcal{AP} is the finite set of atomic propositions; $L : Q \rightarrow 2^{\mathcal{AP}}$ is a labeling function, and $\omega : \delta \rightarrow \mathbb{R}^+$ assigns a positive weight to each transition.

A timed run of a WTS \mathcal{T} is an infinite sequence $\mathbf{r} = (q_0, \tau_0)(q_1, \tau_1)(q_2, \tau_2) \dots$, where $\mathbf{q} = q_0 q_1 \dots$ is a trajectory with $q_i \in Q$, and $\boldsymbol{\tau} = \tau_0 \tau_1 \dots$ is a time sequence with $\tau_0 = 0$ and $\tau_{i+1} = \tau_i + \omega(q_i, q_{i+1}), \forall i \geq 0$. The timed run \mathbf{r} generates a timed word $\mathbf{w} = (\sigma_0, \tau_0)(\sigma_1, \tau_1) \dots$ where $\boldsymbol{\sigma} = \sigma_0 \sigma_1 \dots$ is an infinite word with $\sigma_i = L(q_i)$ for $i \geq 0$. Let $R_k(q)$ denote the time-varying reward associated with a state q at time k . The reward reflects the time-varying objective in the environment. Given a predicted trajectory $\mathbf{q}_k = q_0 q_1 \dots q_N$ at time k with a finite horizon N , the accumulated reward along the trajectory \mathbf{q}_k can be computed as $\mathbf{R}_k(\mathbf{q}_k) = \sum_{i=1}^N R_k(q_i)$.

A. Metric Interval Temporal Logic

Metric interval temporal logic (MITL) is a specific temporal logic that includes timed temporal specification [31]. The syntax of MITL formulas is defined as $\phi := p \mid \neg \phi \mid \phi_1 \wedge \phi_2 \mid \diamond_I \phi \mid \square_I \phi \mid \phi_1 \mathcal{U}_I \phi_2$, where $p \in \mathcal{AP}$, $I \subseteq \mathbb{T}$ is a non-empty time interval, \wedge (conjunction), \neg (negation) are Boolean operators and \diamond_I (eventually), \square_I (always), \mathcal{U}_I (until) are temporal operators bounded by the time interval $I = [a, b]$.

It is called temporally bounded operators if $b \neq \infty$, and non-temporally bounded operators otherwise.

Given a timed run \mathbf{r} of \mathcal{T} and an MITL formula ϕ , let (\mathbf{r}, i) denote the indexed element (q_i, τ_i) . Then the satisfaction relationship \models of MITL can be defined as:

$$\begin{aligned} (\mathbf{r}, i) \models p &\iff p \in L(q_i) \\ (\mathbf{r}, i) \models \neg \phi &\iff (\mathbf{r}, i) \not\models \phi \\ (\mathbf{r}, i) \models \phi_1 \wedge \phi_2 &\iff (\mathbf{r}, i) \models \phi_1 \text{ and } (\mathbf{r}, i) \models \phi_2 \\ (\mathbf{r}, i) \models \diamond_I \phi &\iff \exists j, i \leq j, \text{ s.t. } (\mathbf{r}, j) \models \phi, \tau_j - \tau_i \in I \\ (\mathbf{r}, i) \models \square_I \phi &\iff \forall j, i \leq j, \tau_j - \tau_i \in I \Rightarrow (\mathbf{r}, j) \models \phi \\ (\mathbf{r}, i) \models \phi_1 \mathcal{U}_I \phi_2 &\iff \exists j, i \leq j, \text{ s.t. } (\mathbf{r}, j) \models \phi_2, \tau_j - \tau_i \in I \text{ and } (\mathbf{r}, k) \models \phi_1 \text{ for every } i \leq k \leq j \end{aligned}$$

An MITL specification ϕ can be written as $\phi = \bigwedge_{i \in \{1, 2, \dots, n\}} \phi_i$ such that $\phi_i \neq \phi_j, \forall i \neq j$. As discussed in [12], for each subformula ϕ_i , if it is temporally bounded, ϕ_i can be either satisfied, violated, or uncertain. If ϕ_i is non-temporally bounded, it can be either satisfied/uncertain or violated/uncertain. Specifically, a non-temporally bounded formula ϕ_i is of Type I (i.e., satisfied/uncertain) if ϕ_i cannot be concluded to be violated at any time during a run since there remains a possibility for it to be satisfied in the future. In contrast, it is of Type II (i.e., violated/uncertain) if ϕ_i cannot be concluded to be satisfied during a run since it remains possible to be violated in the future. For instance, when $b = \infty$, $\diamond_{[a, b]}$ and $\mathcal{U}_{[a, b]}$ are of Type I while $\square_{[a, b]}$ is of Type II.

B. Timed Büchi Automaton

Let $X = \{x_1, x_2, \dots, x_M\}$ be a finite set of clocks. The set of clock constraints $\Phi(X)$ is defined by the grammar $\varphi := \top \mid \neg \varphi \mid \varphi_1 \wedge \varphi_2 \mid x \bowtie c$, where $x \in X$ is a clock, $c \in \mathbb{R}^+$ is a clock constant and $\bowtie \in \{<, >, \geq, \leq, =\}$. A clock valuation $\nu : X \rightarrow \mathbb{R}^+$ assigns a real value to each clock. We denote by $\nu \models \varphi$ if the valuation ν satisfies the clock constraint φ , where $\nu = (\nu_1, \dots, \nu_M)$ with ν_i being the valuation of $x_i, \forall i \in 1, \dots, M$.

Definition 2. [36] A TBA is a tuple $\mathcal{A} = (S, S_0, \mathcal{AP}, \mathcal{L}, X, I_X, E, F)$ where S is a finite set of states; $S_0 \subseteq S$ is the set of initial states; $2^{\mathcal{AP}}$ is the alphabet where \mathcal{AP} is a finite set of atomic propositions; $\mathcal{L} : S \rightarrow 2^{\mathcal{AP}}$ is a labeling function; X is a finite set of clocks; $I_X : S \rightarrow \Phi(X)$ is a map from states to clock constraints; $E \subseteq S \times \Phi(X) \times 2^{\mathcal{AP}} \times S$ represents the set of edges of form $e = (s, g, a, s')$ where s, s' are the source and target states, g is the guard of edge via an assigned clock constraint, and $a \in 2^{\mathcal{AP}}$ is an input symbol; $F \subseteq S$ is a set of accepting states.

Definition 3. An automata timed run $\mathbf{r}_{\mathcal{A}} = (s_0, \tau_0), \dots, (s_m, \tau_m)$ of a TBA \mathcal{A} , corresponding to the timed run $\mathbf{r} = (q_0, \tau_0) \dots (q_m, \tau_m)$ of a WTS \mathcal{T} , is a sequence where $s_0 \in S_0, s_j \in S$, and $(s_j, g_{j+1}, a_{j+1}, s_{j+1}) \in E \forall j \geq 0$ such that i) $\tau_j \models g_j, j \geq 1$, and ii) $L(q_j) \in \mathcal{L}(s_j), \forall j$.

Definition 4. Given a weighted WTS $\mathcal{T} = (Q, q_0, \delta, \mathcal{AP}, L, \omega)$ and a TBA $\mathcal{A} =$

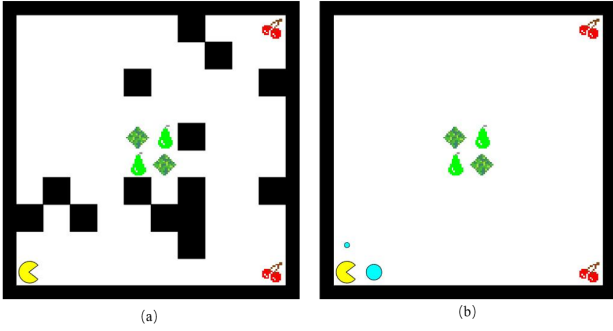


Figure 1. (a) The simplified Pac-Man game with randomly populated pear, cherry, grass and obstacle (i.e., black blocks). (b) The sensed environment by Pac-Man initially. Pac-man only knows the positions of pear, cherry, grass and locally sensed time-varying rewards (i.e., cyan dots), without any knowledge about the number and distribution of obstacles.

$(S, S_0, \mathcal{AP}, \mathcal{L}, X, I_X, E, F)$, the product automaton $\mathcal{P} = \mathcal{T} \times \mathcal{A}$ is defined as a tuple $\mathcal{P} = \{P, P_0, \mathcal{AP}, L_{\mathcal{P}}, \delta_{\mathcal{P}}, I_X^{\mathcal{P}}, \mathcal{F}_{\mathcal{P}}, \omega_{\mathcal{P}}\}$, where $P \subseteq \{(q, s) \in Q \times S : L(q) \in \mathcal{L}(s)\}$ is the set of states; $P_0 = \{q_0\} \times S_0$ is the set of initial states; $L_{\mathcal{P}} = P \rightarrow 2^{\mathcal{AP}}$ is a labeling function, i.e., $L_{\mathcal{P}}(p) = L(q)$; $\delta_{\mathcal{P}} \subseteq P \times P$ is the set of transitions defined such that $((q, s), (q', s')) \in \delta_{\mathcal{P}}$ if and only if $(q, q') \in \delta$ and $\exists g, a$, such that $(s, g, a, s') \in E$; $I_X^{\mathcal{P}}(p) = I_X(s)$ is a map of clock constraints; $\mathcal{F}_{\mathcal{P}} = Q \times F$ is the set of accepting states; $\omega_{\mathcal{P}}: \delta_{\mathcal{P}} \rightarrow \mathbb{R}^+$ is the positive weight function, i.e., $\omega_{\mathcal{P}}(p, p') = \omega(q, q')$.

III. PROBLEM FORMULATION

To better explain our motion planning strategy, we use the following running example throughout this work.

Example 1. Consider a motion planning problem for a simplified Pac-Man game in Fig. 1. The maze is abstracted to a named grid-like graph, and the set of atomic propositions $\mathcal{AP} = \{\text{obstacle}, \text{grass}, \text{pear}, \text{cherry}\}$ indicates the labeled properties of regions. In particular, `obstacle` represents areas that should be totally avoided, `grass` represents risky areas that should be avoided if possible, and `pear` and `cherry` represent points of interest. The environment is dynamic in the sense of containing mobile obstacles and time-varying rewards $R_k(q) \in \mathbb{R}^+$ that are randomly generated. Cyan dots represent the rewards with size proportional to their value.

We make the following assumptions: 1) the environment is only partially known to Pac-Man, i.e., the locations of pear, cherry, and grass are known, but not the obstacles it may encounter; 2) the Pac-Man has limited sensing capability, i.e., it can only detect obstacles, sense region labels, and collect rewards within a local area around itself. The motion of the Pac-Man is modeled by a weighted transition system \mathcal{T} as in Def. 1 with four possible actions, “up,” “down,” “right,” and “left.” The timed temporal task of Pac-Man is specified by an MITL formula $\phi = \phi_h \wedge \phi_s$, where the hard constraints ϕ_h enforce safety requirement (e.g., $\phi_h = \neg \text{obstacle}$) that has to be fully satisfied while the soft constraints ϕ_s represent tasks that can be relaxed if the environment does not permit (e.g., $\phi_s = \neg \text{grass} \wedge \Diamond_{t < 10} \text{pear}$).

Algorithm 1 Construct set of states \hat{S} , initial states \hat{S}_0 and accepting states \hat{F} of a relaxed TBA

```

1: procedure INPUT: (MITL specification  $\phi = \phi_h \wedge \phi_s$ )
   Output:  $\hat{S}, \hat{S}_0, \hat{F}$ 
2:  $\Phi_s = \{\phi_i : \phi_s = \bigwedge_i \phi_i\}$ 
3: for  $\phi_i \in \Phi_s$  do
4:   if  $\phi_i$  is temporally bounded then
5:      $\varphi_i = \{\phi_i^{sat}, \phi_i^{vio}, \phi_i^{unc}\}$ ;
6:   else if  $\phi_i$  is Type I then
7:      $\varphi_i = \{\phi_i^{sat}, \phi_i^{unc}\}$ ;
8:   else  $\varphi_i = \{\phi_i^{vio}, \phi_i^{unc}\}$ ;
9:   end if
10: end for
11:  $\Psi_s = \Pi_i \varphi_i$ ;
12:  $\hat{S} = \{s_i : i = 0, \dots, n + 1\}$ , where  $n$  is the number of  $\psi_s \in \Psi_s$ ;
13:  $\hat{S}_0 = s_0$ , where  $s_0$  corresponds to  $\psi_0 = \bigwedge_i \phi_i^{unc}$ ;
14:  $\hat{F} = s_F$ , where  $s_F$  corresponds to  $\psi_F = \bigwedge_{i \in I} \phi_i^{sat} \cap \bigwedge_{j \in J} \phi_j^{unc}$ , where
    $i \in I$  are the indexes of subformulas of  $\phi_s$  that are either temporally bounded or
   of Type I, and  $j \in J$  are the index of subformulas that are of Type II;
15: end procedure

```

In Example 1, the motion planning problem is challenging since ϕ_s can be violated in multiple ways. For instance, suppose that grass is in between pear and Pac-Man, and it takes more than 10 seconds to reach pear if Pac-Man circumvents grass. In this case, Pac-Man can either violate the mission $\neg \text{grass}$ by traversing grass or violate the time constraints $\Diamond_{t < 10} \text{pear}$ by taking a longer but safer path. The motion planning problem is presented as follows to address this challenge.

Problem 1. Given a weighted transition system \mathcal{T} , and an MITL formula $\phi = \phi_h \wedge \phi_s$, the control objective is to design a multi-goal online planning strategy, in decreasing order of priority, with which 1) ϕ_h is fully satisfied; 2) ϕ_s is fulfilled as much as possible if ϕ_s is not feasible; and 3) the agent collects rewards as much as possible over an infinite horizon task operation.

IV. RELAXED AUTOMATON

Sec. IV-A presents the procedure of constructing the relaxed TBA to allow motion revision. Sec. IV-B presents the design of energy function that guides the satisfaction of MITL specifications. Sec. IV-C gives the online update of environment knowledge for motion planning.

A. Relaxed Timed Büchi Automaton

This section presents the procedure of constructing a relaxed TBA for an MITL formula $\phi = \phi_h \wedge \phi_s$. First, we explain how to build the set of states in a relaxed TBA (see Alg.1).

Given the hard constraints ϕ_h , which have to be fully satisfied and cannot be violated at any time, we add a sink state s_{sink} in the relaxed TBA to indicate the violation of hard constraints. As for the soft constraints $\phi_s = \bigwedge_{i \in 1, \dots, n} \phi_i$, an evaluation set φ_i of a subformula ϕ_i is defined as

$$\varphi_i = \begin{cases} \{\phi_i^{vio}, \phi_i^{sat}, \phi_i^{unc}\}, & \text{if } \phi_i \text{ is temporally bounded,} \\ \{\phi_i^{sat}, \phi_i^{unc}\}, & \text{if } \phi_i \text{ is non-temporally} \\ & \text{bounded of Type I,} \\ \{\phi_i^{vio}, \phi_i^{unc}\}, & \text{if } \phi_i \text{ is non-temporally} \\ & \text{bounded of Type II,} \end{cases} \quad (1)$$

where Type I and Type II are defined in Section II-A. Based on (1), a subformula evaluation ψ_s of ϕ_s is defined as

$$\psi_s = \bigwedge_i \phi_i^{state}, \phi_i^{state} \in \varphi_i. \quad (2)$$

In (2), ψ_s represents one possible outcome of the formula, i.e., a conjunction of elements of the evaluation sets. Let $\Psi_s = \Pi_i \varphi_i$ denote the set of all subformula evaluations ψ_s of a formula ϕ_s , i.e., all possible outcomes of ϕ_s at any time. Every possible $\psi_s \in \Psi_s$ is associated with a state s . The initial state s_0 is the state whose corresponding subformulas are uncertain, which indicates no progress has been made. The accepting state is defined as the state whose corresponding temporally bounded sub-formulas and non-temporally bounded sub-formulas of Type I are satisfied, while all non-temporally bounded subformulas of Type II are uncertain.

The construction of the set of atomic propositions \mathcal{AP} , labeling function \mathcal{L} , clocks X and the map from states to clock constraints I_X in relaxed TBA is the same as in TBA. Here consider two different types of violation cost, i.e., a state $s \neq s_{sink}$ can violate soft constraints ϕ_s by either continuous violation (e.g., violating time constraints) or discrete violation (e.g., visiting risky regions). To measure their violation degrees, the outputs of continuous violation cost $v_c(s)$ and discrete violation cost $v_d(s)$ for each state $s \neq s_{sink}$ are defined, respectively, as

$$v_c(s) = \begin{cases} k, & \text{if } \exists \phi_1^{vio}, \phi_2^{vio}, \dots, \phi_k^{vio} \in \psi_s \text{ that is temporally} \\ & \text{bounded} \\ 0, & \text{otherwise} \end{cases} \quad (3)$$

$$v_d(s) = \begin{cases} 1, & \text{if } \exists \phi_i^{vio} \in \psi_s \text{ that is non-temporally bounded} \\ 0, & \text{otherwise} \end{cases} \quad (4)$$

At the sink state s_{sink} , the continuous and discrete violation costs are defined as $v_c(s_{sink}) = v_d(s_{sink}) = \infty$.

The next step is to define violation-based edges connecting states, and the following definitions and notations are introduced.

Definition 5. Given soft constraints ϕ_s , the distance set between ψ_s and ψ'_s is defined as $|\psi_s - \psi'_s| = \{\phi_i : \phi_i^{state'} \neq \phi_i^{state}\}$. That is, it consists of all sub-formulas ϕ_i that are under different evaluations.

We use $(\psi_s, g, a) \rightarrow \psi'_s$ to denote that all subformulas $\phi_i \in |\psi_s - \psi'_s|$ are (i) evaluated as uncertain in ψ_s (i.e., $\phi_i^{unc} \in \psi_s$) and (ii) re-evaluated to be either satisfied or violated in ψ'_s (i.e., $\phi_i^{state'} \in \psi'_s$, where $state' \in \{vio, sat\}$) if symbol a , which is read at time t , satisfies guard g .

The edge construction can be summarized into four steps:

(1) Construct all edges corresponding to progress regarding the specifications (i.e., the edges that a TBA would have).

(2) Construct edges corresponding to non-temporally bounded soft constraints that are no longer violated such that: $(\hat{s}, g, a, \hat{s}') \in \hat{E}$ if (i) $\forall \phi_i \in |\psi_s - \psi'_s|, \phi_i \in \phi_s$ and is non-temporally bounded, and $\phi_i^{vio} \in \psi_s$, and (ii) $(\hat{s}'', g, a, \hat{s}') \in \hat{E}$

for some \hat{s}'' where $|\psi_s - \psi'_s| = |\psi_s - \psi''_s|$ or $(\hat{s}', g, a', \hat{s}) \in \hat{E}$ where $a' = 2^{\mathcal{AP}} \setminus a$.

(3) Construct edges corresponding to temporally-bounded soft constraints that are no longer violated such that: $(\hat{s}, g, a, \hat{s}') \in \hat{E}$ if (i) $\exists \phi_i \in |\psi_s - \psi'_s|, \phi_i \in \phi_s$ and is temporally bounded, and $\phi_i^{vio} \in \psi_s, \phi_i^{sat} \in \psi'_s, \phi_i^{unc} \in \psi''_s$, where $(\hat{s}'', g', a, \hat{s}') \in \hat{E}$ and $(\hat{s}'', g, a, \hat{s}) \in \hat{E}$, (ii) $g = g' \setminus \Phi(X_i)$, where X_i is the set of clocks associated with ϕ_i , s.t. $\phi_i^{unc} \in \psi'_s$ and $\phi_i^{vio} \in \psi_s$, and (iii) there exists no $\phi_i \in |\psi_s - \psi'_s|$ s.t. $\phi_i \in \phi_h$.

(4) Construct self-loops such that $(\hat{s}, g, a, \hat{s}) \in \hat{E}$ if $\exists (g, a)$ s.t. $g \subseteq g', a \subseteq a'$ where $(\hat{s}', g', a', \hat{s}) \in \hat{E}$ for some \hat{s}' and $(\hat{s}, g', a', \hat{s}'') \in \hat{E}$.

In the first step, the edges of the original TBA are constructed except self-loops, i.e., transitions from and to the same state. Then, we construct edges from states where $v_d = 1$, i.e., states corresponding to discrete violation (step 2). These edges can be considered as alternative routes to the ones in step 1, where some non-temporally bounded subformula/formulas are violated at some points. Similarly, we construct edges from states with $v_c > 0$, i.e., states corresponding to continuous violations (step 3). This ensures that the accepting states can be reached when the time-bounded action finally occurs, even after the deadline is exceeded. Finally, we consider self-loops to ensure no deadlocks in the automaton. Compared with TBA, the relaxed TBA allows more transitions and enables task relaxation when ϕ_s is not fully feasible.

Example 2. As a running example in Fig. 2. Consider an MITL specification $\phi = \phi_h \wedge \phi_s$ with $\phi_h = \neg \text{obs}$ and $\phi_s = \neg g \wedge \Diamond_{t < 10} p$, where obs represents obstacles, and g and p represent the grass and pear, respectively. The TBA and the corresponding relaxed TBA are shown in Fig. 2. The soft constraint ϕ_s is composed of two subformulas: $\phi_1 = \neg g$ and $\phi_2 = \Diamond_{t < 10} p$, where ϕ_1 is non-temporally bounded Type II and ϕ_2 is temporally bounded. Hence ϕ_1 can be evaluated as violated or uncertain while ϕ_2 can be evaluated as violated, uncertain or satisfied. Following Alg. 1, the relaxed TBA has 7 states, which satisfy the hard constraints except that s_7 is a sink state indicating that the hard constraint ϕ_h is violated. For ϕ_s , the initial state $s_1 \sim \phi_1^{unc} \wedge \phi_2^{unc}$ corresponds to subformulas evaluated as uncertain. The accepting state $s_5 \sim \phi_1^{unc} \wedge \phi_2^{sat}$ corresponds to ϕ_1 evaluated as uncertain and ϕ_2 as satisfied. For the rest of the states, we denote by $s_2 \sim \phi_1^{vio} \wedge \phi_2^{unc}$, $s_3 \sim \phi_1^{vio} \wedge \phi_2^{vio}$, $s_4 \sim \phi_1^{unc} \wedge \phi_2^{vio}$, $s_6 \sim \phi_1^{vio} \wedge \phi_2^{sat}$. There are two clock constraints in this example: $t < 10$ associated with states corresponding to ϕ_2^{sat} , and $t \geq 10$ associated with ϕ_2^{vio} . The first clock constraint is then mapped to s_5 and s_6 , and the second to s_3 and s_4 . The continuous and discrete violation costs are mapped such that $v_c(\hat{S}) = [0 \ 0 \ 1 \ 1 \ 0 \ 0 \ \infty]$ and $v_d(\hat{S}) = [0 \ 1 \ 1 \ 0 \ 0 \ 1 \ \infty]$.

Since a traditional product automaton $\mathcal{P} = \mathcal{T} \times \mathcal{A}$ cannot handle the infeasible case, a relaxed product automaton is introduced as follow. Compared with TBA, the relaxed TBA allows more transitions, enables task relaxation and measure its violation when ϕ_s is not fully feasible.

Definition 6. Given a weighted WTS $\mathcal{T} =$

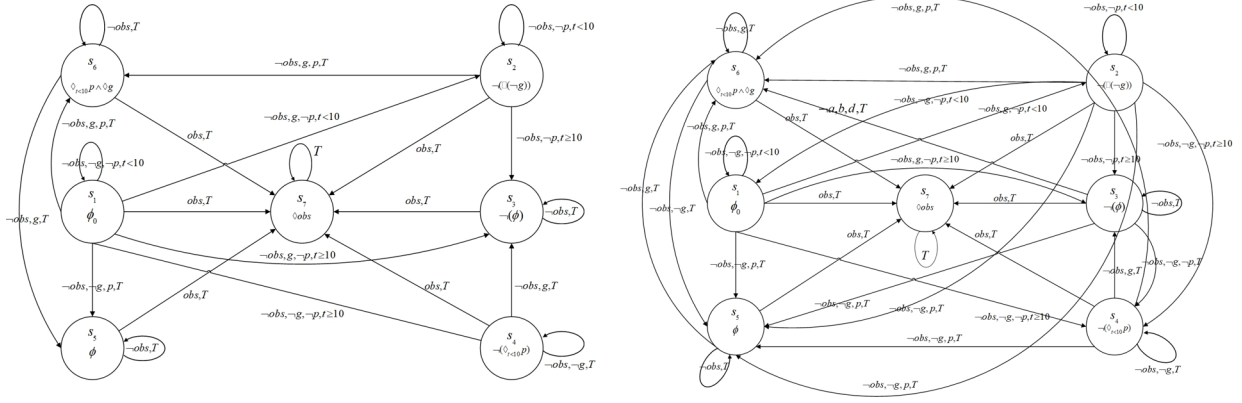


Figure 2. (a) The TBA corresponding to $\phi = \phi_h \wedge \phi_s$, where $\phi_h = \neg \text{obs}$ and $\phi_s = \neg g \wedge t < 10p$. (b) The relaxed TBA corresponding to ϕ .

$(Q, q_0, \delta, \mathcal{AP}, L, \omega)$ and a relaxed TBA $\hat{\mathcal{A}} = (\hat{S}, \hat{S}_0, \hat{\mathcal{AP}}, \hat{\mathcal{L}}, \hat{X}, \hat{I}_X, v_c, v_d, \hat{E}, \hat{F})$, the relaxed product automaton $\hat{\mathcal{P}} = \mathcal{T} \times \hat{\mathcal{A}}$ is defined as a tuple $\hat{\mathcal{P}} = \{\hat{P}, \hat{P}_0, \hat{\mathcal{AP}}, L_{\hat{\mathcal{P}}}, \delta_{\hat{\mathcal{P}}}, I_X^{\hat{\mathcal{P}}}, v_c^{\hat{\mathcal{P}}}, v_d^{\hat{\mathcal{P}}}, \mathcal{F}_{\hat{\mathcal{P}}}, \omega_{\hat{\mathcal{P}}}\}$, $\hat{P} \subseteq \{(q, \hat{s}) \in Q \times \hat{S} : L(q) \in \hat{\mathcal{L}}(\hat{s})\}$ is the set of states; $\hat{P}_0 = \{q_0\} \times \hat{S}_0$ is the set of initial states; $L_{\hat{\mathcal{P}}} = \hat{P} \rightarrow 2^{\mathcal{AP}}$ is a labeling function, i.e., $L_{\hat{\mathcal{P}}}(\hat{p}) = L(q)$; $\delta_{\hat{\mathcal{P}}} \subseteq \hat{P} \times \hat{P}$ is the set of transitions defined such that $((q, \hat{s}), (q', \hat{s}')) \in \delta_{\hat{\mathcal{P}}}$ if and only if $(q, q') \in \delta$ and $\exists g, a$, s.t. $(\hat{s}, g, a, \hat{s}') \in \hat{E}$; $I_X^{\hat{\mathcal{P}}}(\hat{p}) = I_X(\hat{s})$ is a map of clock constraints; $v_c^{\hat{\mathcal{P}}}(\hat{p}) = v_c(\hat{s})$ is the continuous violation cost; $v_d^{\hat{\mathcal{P}}}(\hat{p}) = v_d(\hat{s})$ is the discrete violation cost; $\mathcal{F}_{\hat{\mathcal{P}}} = Q \times \hat{F}$ are accepting states; $\omega_{\hat{\mathcal{P}}} : \delta_{\hat{\mathcal{P}}} \rightarrow \mathbb{R}^+$ is the weight function.

The weight function $\omega(q, q')$ is defined by the Euclidean distance between q and q' on \mathcal{T} , which measures the implementation cost of the transition from q to q' . After adding $v_c^{\hat{\mathcal{P}}}(\hat{p})$ and $v_d^{\hat{\mathcal{P}}}(\hat{p})$, the weight function is updated as

$$\omega_{\hat{\mathcal{P}}}(\hat{p}, \hat{p}') = \omega(q, q') + \beta_1 [(1 - \alpha)v_c^{\hat{\mathcal{P}}}(\hat{p}') + \alpha v_d^{\hat{\mathcal{P}}}(\hat{p}')] \quad (5)$$

where $\alpha \in [0, 1]$ indicates the relative importance between continuous and discrete violations, and $\beta_1 \in \mathbb{R}^+$ is the penalty parameter. A larger β_1 suggests that the violation dominates the transition weight, and optimizing the path cost tends to bias the path with a less violation cost. Since each transition $(\hat{p}, \hat{p}') \in \delta_{\hat{\mathcal{P}}}$ is associated with a weight, the total weight of a path $\hat{p} = (q_1, \hat{s}_1)(q_2, \hat{s}_2) \dots (q_n, \hat{s}_n)$ for $\hat{\mathcal{P}}$ is

$$\mathcal{W}(\hat{p}) = \sum_{k=1}^{n-1} \{\omega(q_k, q_{k+1}) + \beta_1 \omega_v(\hat{p}_k, \hat{p}_{k+1})\} \quad (6)$$

where $\omega_v(\hat{p}_k, \hat{p}_{k+1}) = (1 - \alpha)v_c^{\hat{\mathcal{P}}}(\hat{p}_{k+1}) + \alpha v_d^{\hat{\mathcal{P}}}(\hat{p}_{k+1})$, and $\sum_{k=1}^{n-1} \omega_v(\hat{p}_k, \hat{p}_{k+1})$ measures the total violation with respect to ϕ_s in the WTS. Hence, by minimizing the violation of ϕ_s a run \hat{p} of $\hat{\mathcal{P}}$ can fulfill ϕ_s as much as possible.

B. Energy Function

Inspired by previous work [21], we design a hybrid Lyapunov-like energy function consisting of different violation costs. Such a design can measure the minimum distance to the

accepting sets from the current state and enforce the accepting condition by decreasing the energy as the system evolves.

Based on (6), $d(\hat{p}_i, \hat{p}_j) = \min_{\hat{p} \in \hat{\mathcal{D}}(\hat{p}_i, \hat{p}_j)} \mathcal{W}(\hat{p})$ is the shortest path from \hat{p}_i to \hat{p}_j , where $\hat{\mathcal{D}}(\hat{p}_i, \hat{p}_j)$ is the set of all possible paths.

For $\hat{p} \in \hat{P}$, we design the energy function as

$$J(\hat{p}) = \begin{cases} \min_{\hat{p}' \in \mathcal{F}^*} d(\hat{p}, \hat{p}') & \text{if } \hat{p} \notin \mathcal{F}^* \\ 0 & \text{if } \hat{p} \in \mathcal{F}^* \end{cases} \quad (7)$$

where \mathcal{F}^* is the largest self-reachable subset of the accepting set $\mathcal{F}_{\hat{\mathcal{P}}}$. Since $\omega_{\hat{\mathcal{P}}}$ is positive by definition, $d(\hat{p}, \hat{p}') > 0$ for all $\hat{p}, \hat{p}' \in \hat{P}$, which implies that $J(\hat{p}) \geq 0$. Particularly, $J(\hat{p}) = 0$ if $\hat{p} \in \mathcal{F}^*$. If a state in \mathcal{F}^* is reachable from \hat{p} , then $J(\hat{p}) \neq \infty$, otherwise $J(\hat{p}) = \infty$. Therefore, $J(\hat{p})$ indicates the minimum distance from \hat{p} to \mathcal{F}^* . Therefore, as long as the energy function keeps decreasing, the generated path will eventually satisfy the acceptance condition of $\hat{\mathcal{P}}$.

C. Automaton Update

The system model needs to be updated based on the sensed information during the runtime to facilitate motion planning. The update procedure is outlined in Alg. 2. Let Q_N denote the set of sensible neighboring states and let $\llbracket \hat{p} \rrbracket = \{\hat{p} = (q, \hat{s}) \mid q \in Q_N\}$ denote a class of \hat{p} sharing the same neighboring states. Specifically, we use $\text{Info}(\hat{p}) = \{L_{\hat{\mathcal{P}}}(\hat{p}') \mid \hat{p}' \in \text{Sense}(\hat{p})\}$ to denote the newly observed labels of \hat{p}' that are different from the current knowledge, where $\text{Sense}(\hat{p})$ represents a local set of states that the agent at \hat{p} can sense. If the sensed labels $L_{\hat{\mathcal{P}}}(\hat{p}')$ are consistent with the current knowledge of \hat{p}' , $\text{Info}(\hat{p}) = \emptyset$; otherwise, the properties of \hat{p}' have to be updated. Let $\mathbf{J}(\llbracket \hat{p} \rrbracket) \in \mathbb{R}^{|\llbracket \hat{p} \rrbracket|}$ denote the stacked J for all $\hat{p} \in \llbracket \hat{p} \rrbracket$. The terms \mathbf{J} are initialized from the initial knowledge of the environment. At each step, if $\text{Info}(\hat{p}) \neq \emptyset$, the weight w and the energy function J for each state of $\llbracket \hat{p} \rrbracket$ are updated.

Lemma 1. *The largest self-reachable set \mathcal{F}^* remains the same during the automaton update in Alg. 2.*

Proof: Given $\hat{\mathcal{P}}_{(\hat{p}, \delta_{\hat{\mathcal{P}}})}$, the graph induced from $\hat{\mathcal{P}}_{(\hat{p}, \delta_{\hat{\mathcal{P}}})}$ by neglecting the weight of each transition is denoted by

Algorithm 2 Automaton Update

```

1: procedure INPUT: (the current state  $\hat{p} = (q, \hat{s})$ , the current  $\mathbf{J}(\llbracket \hat{p} \rrbracket)$ ,  $\mathcal{F}^*$  and
   info( $\hat{p}$ ))
   Output: the updated  $\mathbf{J}'$ 
2: if Info( $\hat{p}$ )  $\neq \emptyset$  then
3:   for all  $\hat{p}' = (q', \hat{s}') \in \text{Sense}(\hat{p})$  such that  $L_{\hat{p}}(\hat{p}') \in \text{Info}(\hat{p})$  do
4:     for all  $\hat{p}''$  such that  $(\hat{p}', \hat{p}'') \in \delta_{\hat{p}}$  do
5:       update the labels of  $L_{\hat{p}}(\hat{p}')$  according to  $L(q')$ ;
6:       update the weight  $w(q'', q')$  and  $w(q', q'')$ ;
7:     end for
8:   end for
9:   update  $\mathbf{J}(\llbracket \hat{p} \rrbracket)$ ;
10:  end if
11: end procedure

```

$\mathcal{G}(\hat{p}, \delta_{\hat{p}})$. Similar to [21], Alg. 2. only updates the cost of each transition so that the topological structure of $\mathcal{G}(\hat{p}, \delta_{\hat{p}})$ and its corresponding \mathcal{F}^* remain the same. ■

Lemma 1 indicates that \mathcal{F}^* doesn't need to be updated whenever newly sensed information caused by unknown obstacles is obtained. Therefore, it reduces the complexity. As a result, the \mathcal{F}^* is computed off-line, and the construction of \mathcal{F}^* involves the computation of $d(\hat{p}, \hat{p}')$ for all $\hat{p}' \in \mathcal{F}_{\hat{p}}$ and the check of terminal conditions [18].

V. CONTROL SYNTHESIS OF MITL MOTION PLANNING

The control synthesis of the MITL motion planning strategy is based on receding horizon control (RHC). The idea of RHC is to solve an online optimization problem by maximizing the utility function over a finite horizon N and produces a predicted optimal path at each time step. With only the first predicted step applied, the optimization problem is repeatedly solved to predict optimal paths. Specifically, based on the current state \hat{p}_k , let $\hat{\mathbf{p}}_k = \hat{p}_{1|k}\hat{p}_{2|k} \dots \hat{p}_{N|k}$ denote a predicted path of horizon N at time k starting from \hat{p}_k , where $\hat{p}_{i|k} \in \hat{P}$ satisfies $(\hat{p}_{i|k}, \hat{p}_{i+1|k}) \in \delta_{\hat{p}}$ for all $i = 1, \dots, N-1$, and $(\hat{p}_k, \hat{p}_{1|k}) \in \delta_{\hat{p}}$. Let $\text{Path}(\hat{p}_k, N)$ be the set of paths of horizon N generated from \hat{p}_k . Note that a predicted path $\hat{\mathbf{p}}_k \in \text{Path}(\hat{p}_k, N)$ can uniquely project to a trajectory $\gamma_{\mathcal{T}}(\hat{\mathbf{p}}_k) = \mathbf{q} = q_1 \dots q_N$ on \mathcal{T} , where $\gamma_{\mathcal{T}}(\hat{p}_{i|k}) = q_i$, $\forall i = 1, \dots, N$. The choice of the finite horizon N depends on the local sensing range of the agent. The total reward along the predicted path $\hat{\mathbf{p}}_k$ is $\mathbf{R}(\gamma_{\mathcal{T}}(\hat{\mathbf{p}}_k)) = \sum_{i=1}^N R_k(\gamma_{\mathcal{T}}(\hat{p}_{i|k}))$.

For every predicted path $\hat{\mathbf{p}}_k$, the corresponding continuous and discrete violation cost is $\mathbf{V}_c^P(\hat{\mathbf{p}}_k) = v_c^P(\hat{\mathbf{p}}_k)$ and $\mathbf{V}_d^P(\hat{\mathbf{p}}_k) = v_d^P(\hat{\mathbf{p}}_k)$, respectively. The utility function of RHC is then designed as

$$\mathbf{U}(\hat{\mathbf{p}}_k) = \mathbf{R}(\gamma_{\mathcal{T}}(\hat{\mathbf{p}}_k)) - \beta_2 [(1 - \alpha)\mathbf{V}_c^P(\hat{\mathbf{p}}_k) + \alpha\mathbf{V}_d^P(\hat{\mathbf{p}}_k)] \quad (8)$$

where α is the same as defined in (5), and β_2 is the relative penalty. The difference between β_1 and β_2 is that β_1 works on the weight function while β_2 works on the objective function.

Maximizing the utility $\mathbf{U}(\hat{\mathbf{p}}_k)$ tends to select paths that collect more rewards and minimize the violation of soft constraints. However, since maximizing $\mathbf{U}(\hat{\mathbf{p}}_k)$ alone cannot guarantee the satisfaction of the acceptance condition of \hat{P} , we

consider the energy function-based constraints simultaneously. The initial predicted path from \hat{P}_0 can be identified by solving

$$\begin{aligned} \hat{\mathbf{p}}_{0,opt} = \operatorname{argmax}_{\hat{\mathbf{p}}_0 \in \text{Path}(\hat{P}_0, N)} \mathbf{U}(\hat{\mathbf{p}}_0), \\ \text{subject to: } J(\hat{p}_0) < \infty. \end{aligned} \quad (9)$$

The constraint $J(\hat{p}_0) < \infty$ guarantees the existence of a satisfying path from \hat{P}_0 over \hat{P} .

After determining the initial state $\hat{p}_0^* = \hat{p}_{1|0,opt}$, where $\hat{p}_{1|0,opt}$ is the first element of $\hat{\mathbf{p}}_{0,opt}$, RHC will be employed repeatedly to determine the optimal states \hat{p}_k^* for $k = 1, 2, \dots$. At each time instant k , a predicted optimal path $\hat{\mathbf{p}}_{k,opt} = \hat{p}_{1|k,opt}\hat{p}_{2|k,opt} \dots \hat{p}_{N|k,opt}$ is constructed based on \hat{p}_{k-1}^* and $\hat{\mathbf{p}}_{k-1,opt}$ obtained at time $k-1$. Note that only $\hat{p}_{1|k,opt}$ will be applied at time k , i.e., $\hat{p}_k^* = \hat{p}_{1|k,opt}$, which will then be used with $\hat{\mathbf{p}}_{k,opt}$ to generate $\hat{\mathbf{p}}_{k+1,opt}$.

Theorem 1. For each time $k = 1, 2, \dots$, provided \hat{p}_{k-1}^* and $\hat{\mathbf{p}}_{k-1,opt}$ from previous time step, consider a RHC

$$\hat{\mathbf{p}}_{k,opt} = \operatorname{argmax}_{\hat{\mathbf{p}}_k \in \text{Path}(\hat{p}_{k-1}^*, N)} \mathbf{U}(\hat{\mathbf{p}}_k) \quad (10)$$

subject to the following constraints:

- 1) $J(\hat{p}_{N|k}) < J(\hat{p}_{N|k-1,opt})$ if $J(\hat{p}_{k-1}^*) > 0$ and $J(\hat{p}_{i|k-1,opt}) \neq 0$ for all $i = 1, \dots, N$;
- 2) $J(\hat{p}_{i_0(\hat{p}_{k-1,opt})-1|k}) = 0$ if $J(\hat{p}_{k-1}^*) > 0$ and $J(\hat{p}_{i|k-1,opt}) = 0$ for some $i = 1, \dots, N$, where $i_0(\hat{p}_{k-1,opt})$ is the index of the first occurrence, and $J(\hat{p}_{i_0|k-1,opt}) = 0$ in $\hat{\mathbf{p}}_{k-1,opt}$;
- 3) $J(\hat{p}_{N|k}) < \infty$ if $J(\hat{p}_{k-1}^*) = 0$.

Applying $\hat{p}_k^* = \hat{p}_{1|k,opt}$, $\forall t \in \mathbb{N}$, the optimal path $\hat{\mathbf{p}}^* = \hat{p}_0^*\hat{p}_1^* \dots$ is guaranteed to satisfy the acceptance condition.

Proof: Following similar analysis in [21], the energy function-based constraints ensure that $\hat{\mathbf{p}}^* = \hat{p}_0^*\hat{p}_1^* \dots$ intersects the accepting states $\mathcal{F}_{\hat{p}}$ infinitely which guarantees the satisfaction of the acceptance condition of \hat{P} . Readers are referred to [21] for detailed control synthesis. ■

The control synthesis of the MITL online motion planning strategy is presented in the form of Algorithm 3. Lines 1-3 are responsible for the offline initialization to obtain an initial \mathbf{J} and an initial violation cost \mathbf{V}_c^P and \mathbf{V}_d^P . The rest of Algorithm 3 (lines 4-16) is the online receding horizon control part executed at each time step. In Lines 4-7 the receding horizon control is applied to determine \hat{p}_0^* at time $k = 0$. Since the environment is dynamic and unknown, Algorithm 3 is applied at each time $k > 0$ to update $\mathbf{J}(\llbracket \hat{p} \rrbracket)$ based on local sensing in Lines 8-10. The RHC is then employed based on the previously determined \hat{p}_{k-1}^* to generate $\hat{\mathbf{p}}_{k,opt}$, where the next state is determined as $\hat{p}_{k-1}^* = \hat{p}_{k,opt}$ in Lines 11-12. The transition from \hat{p}_{k-1}^* to \hat{p}_k^* applied on \hat{P} corresponds to the movement of the agent at time k from $\mathbf{R}(\gamma_{\mathcal{T}}(\hat{p}_{k-1}^*))$ to $\mathbf{R}(\gamma_{\mathcal{T}}(\hat{p}_k^*))$ on \mathcal{T} in Line 12. By repeating the process in lines 8-12, an optimal path $\hat{\mathbf{p}}^* = \hat{p}_0^*\hat{p}_1^* \dots$ can be obtained that satisfies the acceptance condition of \hat{P} .

Complexity Analysis: Since the off-line execution involves the computation of \hat{P} , \mathcal{F}^* , the initial \mathbf{J} , and the initial \mathbf{V}_c^P and \mathbf{V}_d^P , its complexity is $O(|F_{\hat{P}}|^3 + |\hat{P}|^2 \times |F_{\hat{P}}|^2 + |F_{\hat{P}}|)$. For

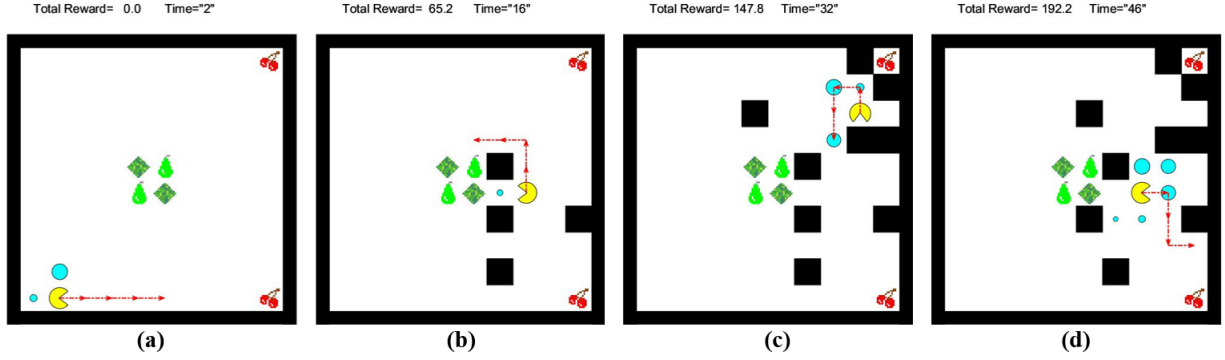


Figure 3. Snapshots of the motion planning. The red dotted arrow line represents the predicted trajectory at the current time. Cyan dots represent the rewards with size proportional to their value. (a) Pac-Man plans to reach pear within the specified time interval. (b) Since the soft task is infeasible, Pac-Man chooses to violate the temporally-bounded operators. (c) and (d) show when the desired task is accomplished, Pac-Man revises its motion plan to go to the cherry at the right bottom corner since the right top one is not accessible.

Algorithm 3 Control synthesis of MITL online motion planning

1: **procedure** INPUT: (The WTS $\mathcal{T} = (Q, q_0, \delta, \mathcal{AP}, L, \omega)$ and the relax TBA $\hat{\mathcal{A}} = (\hat{S}, \hat{S}_0, X, I_X, v_c, v_d, \hat{E}, \hat{F}, \mathcal{AP})$ corresponding to the MITL formula $\phi = \varphi_h \wedge \varphi_s$)
 Output: the path $\hat{p}^* = \hat{p}_0^* \hat{p}_1^* \dots$
 Off-line Execution:
 2: Construct the relaxed product automaton $\hat{\mathcal{P}} = \mathcal{T} \times \hat{\mathcal{A}}$
 3: Construct \mathcal{F}^* , and initialize $J, \mathbf{V}_c^{\mathcal{P}}$ and $\mathbf{V}_d^{\mathcal{P}}$
 On-line Execution:
 4: **if** $\exists \hat{p}_0 \in \hat{P}_0, J(\hat{p}_0) < \infty$ **then**
 5: Solve for $\hat{p}_{0,opt}$
 6: $\hat{p}_0^* = \hat{p}_{1|0,opt}$ and $k \leftarrow 1$
 7: **while** $k > 0$ **do**
 8: Apply automaton update at \hat{p}_{k-1}^* in Algorithm 4 based on local sensing
 9: Locally observe rewards $\mathbf{R}(\gamma_{\mathcal{T}}(\hat{p}_{k-1}^*))$
 10: Solve for $\hat{p}_{k,opt}$
 11: Implement corresponding transitions on $\hat{\mathcal{P}}$ and \mathcal{T}
 12: $\hat{p}_k^* = \hat{p}_{1|k,opt}$ and $k + +$
 13: **end while**
 14: **else** There does not exist an accepting run from initial states;
 15: **end if**
 16: **end procedure**

online execution, since \mathcal{F}^* remains the same from Lemma 1, the worst case of Algorithm 2 requires $|\llbracket \hat{p} \rrbracket|$ runs of Dijkstra's algorithm. Suppose the number of $\text{Sense}(\hat{p})$ is bounded by $|\mathcal{N}_1|$, therefore, the complexity of Algorithm 2 is at most $O(|\mathcal{N}_1| \times |\hat{P}| + |\hat{P}|)$. Suppose the number of total transitions between states is $|\Delta_\delta|$. In Algorithm 3, the complexity of recursive computation at each time step is highly dependent on the horizon N and is bounded by $|\Delta_\delta|^N$. Overall, the maximum complexity of the online portion of RHC is $O(|\mathcal{N}_1| \times |\hat{P}| + |\hat{P}| + |\Delta_\delta|^N)$.

VI. CASE STUDIES

The simulation was implemented in MATLAB on a PC with 3.1 GHz Quad-core CPU and 16 GB RAM. We demonstrate our framework using the Pac-Man setup shown in Section III. Consider an MITL specification $\phi = \phi_h \wedge \phi_s$, where $\phi_h = \square \neg \text{obstacle}$ and $\phi_s = \square (\neg \text{grass}) \wedge \square \diamond_{t < 10} \text{cherry} \wedge \square (\text{cherry} \rightarrow \diamond_{t < 20} \text{pear})$. In English, ϕ_h means the agent has always to avoid obstacles, and ϕ_s indicates the agent needs to repeatedly and sequentially eat pears and cherries within the specified time intervals while avoiding the grass. The tool [37]

allows converting MITL into TBA. Fig. 3 shows the snapshots during mission operation. The simulation video is provided ¹.

Simulation Results: As for the priorities of violations, we set up that avoiding grass is more critical than eating fruits within the specified time, i.e., we prefer to avoid discrete violation rather than the continuous violation when ϕ_s is infeasible. Therefore, we set the parameters $\alpha = 0.8$, $\beta_1 = 5$ and $\beta_2 = 10$. The Pac-Man starts at the bottom left corner and can move up, down, left, and right. In the maze, the time-varying reward $R_k(q)$ is randomly generated at region q from a uniform distribution at time k .

Since the WTS \mathcal{T} has $|Q| = 100$ states and the relaxed TBA $\hat{\mathcal{A}}$ has $|\hat{S}| = 15$ states, the relaxed product automaton $\hat{\mathcal{P}}$ has $|\hat{P}| = 1500$ states. The computation of $\hat{\mathcal{P}}$, the largest self-reachable set \mathcal{F}^* , and the energy function took 0.62s. The control algorithm outlined in Algorithm 3 is implemented for 50 time steps with horizon $N = 4$.

Fig. 3 shows the snapshots during mission operation. Fig. 3 (a) shows that Pac-Man plans to reach cherry within the specified time interval. Fig. 3 (b) shows that ϕ_s is relaxed, and Pac-Man has two choices: go straight to the left, pass the grass, and eat the pear within the specified time or go up first and then to the left to avoid the grass and eat pear beyond the specified time. The former choice means discrete violation while the latter means continuous violation. Since the avoidance of discrete violations has higher priority in our algorithm, the agent chooses the second plan as the predicted optimal path illustrated. Note that, due to the consideration of dynamic obstacles, the deployment of black blocks can vary with time. Fig. 3 (c) and (d) show that on the second completion of the MITL task Pac-Man detects that the cherry at the right top corner is blocked by obstacles and chooses to eat the bottom one.

Fig. 4 (a) shows the evolution of the energy function during mission operation. Each time the energy $J(\hat{p}) = 0$ in Fig. 4 (a) indicates that an accepting state has been reached, i.e., the desired task is accomplished for one time. The jumps of energy from $t = 30s$ to $35s$ (e.g., $t = 30s$) in Fig. 4 (a)

¹https://youtu.be/S_jfavmFIMo

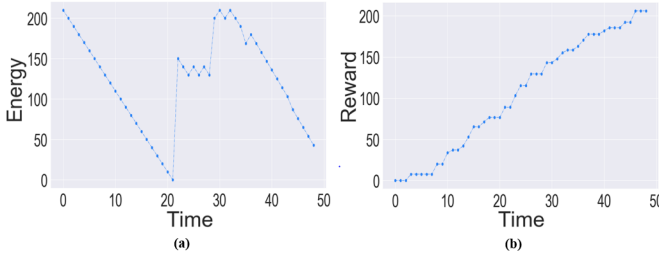


Figure 4. The evolution of the energy function (a) and the accumulative collected time-varying rewards (b) during mission operation.

Table I
THE COMPARISON OF WORKSPACE SIZE, HORIZON AND COMPUTATION TIME.

Workspace size	Horizon N	\mathcal{T} $ Q $	$\hat{\mathcal{P}}$ $ \hat{P} $	Mean time(s)
10×10	4	100	1500	0.98
10×10	6	100	1500	1.01
10×10	8	100	1500	1.05
30×30	4	900	13500	1.36
30×30	6	900	13500	1.39
30×30	8	900	13500	1.54
50×50	4	2500	37500	2.91
50×50	6	2500	37500	3.02
50×50	8	2500	37500	3.60

are due to the violation of the desired task whenever the soft task is relaxed. Nevertheless, the developed control strategy still guarantees the decrease of energy function to satisfy the acceptance condition of $\hat{\mathcal{P}}$. Fig. 4 (b) shows the collected local time-varying rewards.

Computation Analysis: To demonstrate our algorithm’s scalability and computational complexity, we repeat the control synthesis introduced above for workspace with different sizes. The sizes of the resulted graph, WTS \mathcal{T} , the relaxed product automaton $\hat{\mathcal{P}}$, and the meantime taken to solve the predicted trajectories at each time-step are shown in Table I. We also analyze the effect of horizon N on the computation. From Table I, we can see that in the cases with the same horizon N , the computational time increases gradually along with the increased workspace size. It is because trajectory updating involves recomputing the energy function based on the updated environment knowledge. In this paper, the proposed RHC-based algorithm only needs to consider the local optimization problem, and the energy constraints will ensure global task satisfaction. Therefore, the mean computation time at each time step does not increase significantly. It shall be noted that in general RHC optimizations, the computations are influenced by the pre-defined horizon N .

VII. CONCLUSION

In this paper, we propose a control synthesis under hard and soft constraints given as MITL specifications. A relaxed timed product automaton is constructed for task relaxation consisting of task and time violations. An online motion

planning strategy is synthesized with a receding horizon controller to deal with the dynamic and unknown environment and achieve multi-objective tasks. Simulation results validate the proposed approach. Since motion planning in an uncertain environment can be better formulated via Markov decision processes (MDP), future research will consider online robust planning for stochastic systems.

REFERENCES

- [1] C. Belta, A. Bicchi, M. Egerstedt, E. Frazzoli, E. Klavins, and G. J. Pappas, “Symbolic planning and control of robot motion,” *IEEE Robot. Autom. Mag.*, vol. 14, no. 1, pp. 61–70, 2007.
- [2] R. Alur, T. Feder, and T. A. Henzinger, “The benefits of relaxing punctuality,” *Journal of the ACM (JACM)*, vol. 43, no. 1, pp. 116–146, 1996.
- [3] O. Maler and D. Nickovic, “Monitoring temporal properties of continuous signals,” in *Proc. Formal Techn. Model. Anal. Timed Fault Tolerant Syst.* Springer, 2004, pp. 152–166.
- [4] C.-I. Vasile, D. Aksaray, and C. Belta, “Time window temporal logic,” *Theoretical Computer Science*, vol. 691, pp. 27–54, 2017.
- [5] L. I. R. Castro, P. Chaudhari, J. Tumova, S. Karaman, E. Frazzoli, and D. Rus, “Incremental sampling-based algorithm for minimum-violation motion planning,” in *IEEE Conf. Decis. Control*, 2013, pp. 3217–3224.
- [6] J. Tumova, S. Karaman, C. Belta, and D. Rus, “Least-violating planning in road networks from temporal logic specifications,” in *Proc. Int. Conf. Cyber-Phys. Syst.* IEEE, 2016, pp. 1–9.
- [7] M. Lahijanian, M. R. Maly, D. Fried, L. E. Kavraki, H. Kress-Gazit, and M. Y. Vardi, “Iterative temporal planning in uncertain environments with partial satisfaction guarantees,” *IEEE Transactions on Robotics*, vol. 32, no. 3, pp. 583–599, 2016.
- [8] C.-I. Vasile, J. Tumova, S. Karaman, C. Belta, and D. Rus, “Minimum-violation selft motion planning for mobility-on-demand,” in *Proc. Int. Conf. Robot. Autom.* IEEE, 2017, pp. 1481–1488.
- [9] M. Cai, Z. Li, H. Gao, S. Xiao, and Z. Kan, “Optimal probabilistic motion planning with partially infeasible LTL constraints,” *arXiv preprint arXiv:2007.14325*, 2020.
- [10] M. Cai, S. Xiao, and Z. Kan, “Reinforcement learning based temporal logic control with soft constraints using limit-deterministic generalized buchi automata,” *arXiv preprint arXiv:2101.10284*, 2021.
- [11] M. Guo and D. V. Dimarogonas, “Multi-agent plan reconfiguration under local LTL specifications,” *Int. J. Robotics Res.*, vol. 34, no. 2, pp. 218–235, 2015.
- [12] S. Andersson and D. V. Dimarogonas, “Human in the loop least violating robot control synthesis under metric interval temporal logic specifications,” in *Proc. Europ. Control Conf.* IEEE, 2018, pp. 453–458.
- [13] S. Ahlberg and D. V. Dimarogonas, “Human-in-the-loop control synthesis for multi-agent systems under hard and soft metric interval temporal logic specifications,” in *Proc. Int. Conf. Autom. Sci. Eng.* IEEE, 2019, pp. 788–793.
- [14] R. Peterson, A. T. Buyukkocak, D. Aksaray, and Y. Yazıcıoğlu, “Distributed safe planning for satisfying minimal temporal relaxations of twtl specifications,” *Robotics and Autonomous Systems*, vol. 142, p. 103801, 2021.
- [15] D. Kamale, E. Karyofylli, and C.-I. Vasile, “Automata-based optimal planning with relaxed specifications,” *arXiv preprint arXiv:2107.13650*, 2021.
- [16] D. Aksaray, Y. Yazıcıoğlu, and A. S. Asarkaya, “Probabilistically guaranteed satisfaction of temporal logic constraints during reinforcement learning,” *arXiv preprint arXiv:2102.10063*, 2021.
- [17] T. Wongpiromsarn, U. Topcu, and R. M. Murray, “Receding horizon temporal logic planning,” *IEEE Transactions on Automatic Control*, vol. 57, no. 11, pp. 2817–2830, 2012.
- [18] X. Ding, M. Lazar, and C. Belta, “LTL receding horizon control for finite deterministic systems,” *Automatica*, vol. 50, no. 2, pp. 399–408, 2014.
- [19] A. Ulusoy and C. Belta, “Receding horizon temporal logic control in dynamic environments,” *The International Journal of Robotics Research*, vol. 33, no. 12, pp. 1593–1607, 2014.
- [20] Q. Lu and Q.-L. Han, “Mobile robot networks for environmental monitoring: A cooperative receding horizon temporal logic control approach,” *IEEE Trans. Cybern.*, vol. 49, no. 2, pp. 698–711, 2018.

- [21] M. Cai, H. Peng, Z. Li, H. Gao, and Z. Kan, "Receding horizon control based motion planning with partially infeasible LTL constraints," *IEEE Control Syst. Lett.*, vol. 5, no. 4, pp. 1279–1284, 2020.
- [22] E. Aasi, C. I. Vasile, and C. Belta, "A control architecture for provably-correct autonomous driving," *arXiv preprint arXiv:2105.02759*, 2021.
- [23] M. Hasanbeig, Y. Kantaros, A. Abate, D. Kroening, G. J. Pappas, and I. Lee, "Reinforcement learning for temporal logic control synthesis with probabilistic satisfaction guarantees," in *2019 IEEE 58th Conference on Decision and Control (CDC)*. IEEE, 2019, pp. 5338–5343.
- [24] M. Cai, H. Peng, Z. Li, and Z. Kan, "Learning-based probabilistic LTL motion planning with environment and motion uncertainties," *IEEE Trans. Autom. Control*, 2020, to appear.
- [25] M. Cai, S. Xiao, B. Li, Z. Li, and Z. Kan, "Reinforcement learning based temporal logic control with maximum probabilistic satisfaction," in *Int. Conf. Robot. Autom.* IEEE, 2021, pp. 806–812.
- [26] M. Cai, M. Hasanbeig, S. Xiao, A. Abate, and Z. Kan, "Modular deep reinforcement learning for continuous motion planning with temporal logic," *IEEE Robotics and Automation Letters*, vol. 6, no. 4, pp. 7973–7980, 2021.
- [27] M. Cai and C.-I. Vasile, "Safe-critical modular deep reinforcement learning with temporal logic through gaussian processes and control barrier functions," *arXiv preprint arXiv:2109.02791*, 2021.
- [28] C. I. Vasile, X. Li, and C. Belta, "Reactive sampling-based path planning with temporal logic specifications," *Int. J. Robot. Res.*, pp. 1002–1028, 2020.
- [29] Y. Kantaros, M. Malencia, V. Kumar, and G. J. Pappas, "Reactive temporal logic planning for multiple robots in unknown environments," in *2020 IEEE International Conference on Robotics and Automation (ICRA)*. IEEE, 2020, pp. 11 479–11 485.
- [30] A. Nikou, J. Tumova, and D. V. Dimarogonas, "Cooperative task planning of multi-agent systems under timed temporal specifications," in *Proc. Am. Control Conf.* IEEE, 2016, pp. 7104–7109.
- [31] A. Nikou, D. Boskos, J. Tumova, and D. V. Dimarogonas, "On the timed temporal logic planning of coupled multi-agent systems," *Automatica*, vol. 97, pp. 339–345, 2018.
- [32] C. K. Verginis, C. Vrohidis, C. P. Bechlioulis, K. J. Kyriakopoulos, and D. V. Dimarogonas, "Reconfigurable motion planning and control in obstacle cluttered environments under timed temporal tasks," in *2019 International Conference on Robotics and Automation (ICRA)*. IEEE, 2019, pp. 951–957.
- [33] L. Li and J. Fu, "Policy synthesis for metric interval temporal logic with probabilistic distributions," *arXiv preprint arXiv:2105.04593*, 2021.
- [34] Z. Xu, F. M. Zegers, B. Wu, A. J. Phillips, W. Dixon, and U. Topcu, "Controller synthesis for multi-agent systems with intermittent communication and metric temporal logic specifications," *arXiv preprint arXiv:2104.08329*, 2021.
- [35] C. Baier and J.-P. Katoen, *Principles of model checking*. MIT press, 2008.
- [36] R. Alur and D. L. Dill, "A theory of timed automata," *Theor. Comput. Sci.*, vol. 126, no. 2, pp. 183–235, 1994.
- [37] T. Brihaye, G. Geeraerts, H.-M. Ho, and B. Monmege, "Mighty!: A compositional translation from milt to timed automata," in *International Conference on Computer Aided Verification*. Springer, 2017, pp. 421–440.