

Training Neural Networks for Solving 1-D Optimal Piecewise Linear Approximation

Hangcheng Dong^a, Jingxiao Liao^a, Yan Wang^a, Yixin Chen^b, Bingguo Liu^a, Dong Ye^a and Guodong Liu^a

^aSchool of Instrumentation Science and Engineering, Harbin Institute of Technology, Harbin, 150001, China

^bBIOMIND

ARTICLE INFO

Keywords:

Deep learning
Neural networks
Interpretability
Piecewise linear models
Optimal approximation

ABSTRACT

Recently, the interpretability of deep learning has attracted a lot of attention. A plethora of methods have attempted to explain neural networks by feature visualization, saliency maps, model distillation, and so on. However, it is hard for these methods to reveal the intrinsic properties of neural networks. In this work, we studied the 1-D optimal piecewise linear approximation (PWLA) problem, and associated it with a designed neural network, named lattice neural network (LNN). We asked four essential questions as following: (1) What are the characters of the optimal solution of the PWLA problem? (2) Can an LNN converge to the global optimum? (3) Can an LNN converge to the local optimum? (4) Can an LNN solve the PWLA problem? Our main contributions are that we propose the theorems to characterize the optimal solution of the PWLA problem and present the LNN method for solving it. We evaluated the proposed LNNs on approximation tasks, forged an empirical method to improve the performance of LNNs. The experiments verified that our LNN method is competitive with the start-of-the-art method.

1. Introduction

In recent years, as the mainstream machine learning model, deep learning has made a profound impact on many fields, including computer vision [1–3], nature language processing [4–6], reinforcement learning [7], and so on. To pursue higher performance, deep learning practitioners tend to design networks with more complex architectures and a larger number of parameters [8–11]. However, neural networks are criticized as black-box models, which are incurred by the opaqueness. The lack of interpretability has been the primary bottleneck of deep learning, impeding the widespread translation to mission-critical domains [12].

To verify the decision process of neural networks, researches on the interpretability of deep learning have become an emerging focus [13–15]. There exist two methodologies in the current discussions upon interpretability, one is the post-hoc explanation and the other is to construct explainable models [16]. In our previous work [17], we have discussed that the essence of interpretation is the completeness, which induces us to dig into the post-hoc explanation of models by finding their piecewise linear approximations that are easy-to-understand yet with powerful approximation ability.

Beyond the post-hoc explanation, can we understand the training behavior of neural networks? It has been noticed that the infinite width fully connected neural networks could converge to the Gaussian process [18, 19]. However, it is difficult to characterize the optimal solution of networks with finite width. Motivated by the connection between ReLU NNs and piecewise linear functions, i.e., with the continuous piecewise linear activation function, the com-

posite of fully connected layers is still continuous piecewise linear mapping [20–22], we study the problem so-called one-dimensional optimal piecewise linear approximation in least square sense and associate it with a designed neural network, which promotes our understanding of the behavior of neural networks.

H.Stone [23] introduced the 1-D PWLA problem and showed that there is no closed-form solution. Golovchenko [24] analyzed the continuous PWLA problem with fixed break points could be handled by least squares fit. R.Bellman et al. [25] proposed a sequence search method by transforming the n-segment PWLA problem into (n-1)-segment one. Cleghorn et al. [26] reported a particle swarm optimization method for n-dimensional PWLA. Jekel et al. [27] released a Python library named pwlf for fitting 1-D continuous piecewise linear functions, in which the differential evolution method had been used for the global optimization.

In this paper, we designed a one-hidden neural network called lattice neural network for seeking the optimal solution of the 1-D continuous PWLA (CPWLA) problem. Our main contributions are summarized as follow:

(1) We obtained the necessary and sufficient conditions of (C)PWLA problems.

(2) We proposed a lattice neural network and associated it with the CPWLA problem. Moreover, we explored the properties of the optimum of LNNs according to the theorem proposed above, which shed a light on the understanding of neural networks.

(3) We designed an empirical method to improve the performance of LNNs.

✉ lgd@hit.edu.cn (G.L.)

ORCID(s): 0000-0002-4880-6762 (H. Dong)

2. Problem Definition

For a given one-dimensional nonlinear relationship $y = f(x)$, $\mu_0 \leq x \leq \mu_n$, it is desired to obtain an approximation of the piecewise linear form :

$$g(x) = \begin{cases} a_1 + b_1x & \mu_0 \leq x < \mu_1 \\ a_2 + b_2x & \mu_1 \leq x < \mu_2 \\ \dots & \dots \\ a_n + b_nx & \mu_{n-1} \leq x \leq \mu_n \end{cases} \quad (1)$$

which minimizes the least squares error (LSE) between $f(x)$ and $g(x)$ on the known interval $x \in [\mu_0, \mu_n]$, namely:

$$\begin{aligned} \text{LSE} = E_n(x) &= \int_{\mu_0}^{\mu_n} (f(x) - g(x))^2 dx \\ &= \sum_{i=1}^n \int_{\mu_{i-1}}^{\mu_i} (f(x) - g_i(x))^2 dx \end{aligned} \quad (2)$$

where a_i, b_i are respectively the intercepts and slopes of the linear function $g_i(x) = a_i + b_i x$ on the interval $x \in [\mu_{i-1}, \mu_i]$ ($[\mu_{n-1}, \mu_n]$), $i = 1, 2, \dots, n$. It is worth to noticed that the parameters μ_i , for $i = 1, 2, \dots, n-1$ (μ_0, μ_n are fixed), are also the variables of the function $g(x)$.

For convenience, if there are n segments of $g(x)$, we call it n -order least squares piecewise linear approximation, abbreviated as n -order PWLA. Furthermore, if $g(x)$ is C_0 continuous, we abbreviate it as n -order CPWLA.

3. Properties of (C)PWLA

First, we define some auxiliary functions and notations. Then, we present two theorems to describe the properties of the solution of (C)PWLA and prove them respectively.

Error function We define the error function between $f(x)$ and $g(x)$ on the interval $\langle \alpha, \beta \rangle$ (it dose not matter that the interval is open or close, as long as it does not degenerate to a point) as:

$$e(\alpha, \beta) = \int_{\alpha}^{\beta} (f(x) - g(x))^2 dx \quad (3)$$

It is obvious that $e(\alpha, \beta)$ is the monotone increasing (decreasing) differentiable function about β (α), and then the Eq.(2) can be rewritten as $E_n(x) = \sum_{i=1}^n e(\mu_{i-1}, \mu_i)$.

Notations of the n -order (C)PWLA Denote by H_n all the piecewise linear functions with n segments on the interval $[\mu_0, \mu_n]$, ($n \in \mathbb{Z}^+$, $\mu_0, \mu_n \in \mathbb{R}$). Denote by $f(x)$ the target function, namely the approximated function of (C)PWLA on the interval $[\mu_0, \mu_n]$. And the approximate function are noted as $g(x) \in H_n$, while the linear function on each interval $I_i = \langle \mu_{i-1}, \mu_i \rangle$, ($i = 1, 2, \dots, n$) are given

as $g_i(x)$. Then, the optimal solution of n -order (C)PWLA can be written as:

$$g^*(n) = \arg \min_{g(x) \in H_n} \int_{\mu_0}^{\mu_n} (f(x) - g(x))^2 dx \quad (4)$$

In consequence, the minimum value of error function $E_n(x)$ will be: $E_n^*(x) = \inf_{g(x) \in H_n} \int_{\mu_0}^{\mu_n} (f(x) - g(x))^2 dx$.

Property 1 If $n_1 \leq n_2$, then $E_{n_1}^*(x) \leq E_{n_2}^*(x)$.

Now, we represent the main results as follow.

Theorem 1. *The function $g^*(n)$ is the optimal solution of the n -order PWLA, if and only if the function $g_i(x) = a_i + b_i x$ is the optimal solution of the 1-order PWLA on each linear interval $I_i = [\mu_{i-1}, \mu_i]$ ($i = 1, 2, \dots, n$), and at each breakpoint $x = \mu_i$ ($i = 1, 2, \dots, n-1$), $g^*(n)$ is either continuous, namely $g_{i-1}(\mu_i) = g_i(\mu_i)$, or satisfies $g_{i-1}(\mu_i) + g_i(\mu_i) = 2f(\mu_i)$.*

PROOF OF THEOREM 1. For the n -order PWLA, once all the breakpoints are fixed, let the $g_i(x) = a_i + b_i x$ take the least square solution, then we solve the problem. Thus, the problem is transformed into the search for the best breakpoints. For the breakpoint μ_p , ($p = 1, 2, \dots, n-1$), the optimal solution $g^*(n)$ should meet the following equation:

$$\frac{\partial \sum_{i=1}^n e(\mu_{i-1}, \mu_i)}{\partial \mu_p} = 0 \quad (5)$$

By plugging $\frac{\partial e(\mu_{p-1}, \mu_p)}{\partial \mu_p} = (f(\mu_p) - a_p - b_p \mu_p)^2$ and $\frac{\partial e(\mu_p, \mu_{p+1})}{\partial \mu_p} = -(f(\mu_p) - a_{p+1} - b_{p+1} \mu_p)^2$ into above equation, we have:

$$(f(\mu_p) - a_p - b_p \mu_p)^2 = (f(\mu_p) - a_{p+1} - b_{p+1} \mu_p)^2 \quad (6)$$

which means that $g_{p-1}(\mu_p) = g_p(\mu_p)$ or $g_{p-1}(\mu_p) + g_p(\mu_p) = 2f(\mu_p)$ for $p = 1, 2, \dots, n-1$.

Theorem 2. *The function $g^*(n)$ is the optimal solution of the n -order CPWLA, if and only if the function $g_i(x) = a_i + b_i x$ is the optimal solution of the 1-order CPWLA on each linear interval $I_i = [\mu_{i-1}, \mu_i]$ ($i = 1, 2, \dots, n$).*

PROOF OF THEOREM 2. According to the continuity, we rewrite the Eq.(1) as:

$$g(x) = \begin{cases} a_1 + b_1x & \mu_0 \leq x < \mu_1 \\ a_1 + (b_1 - b_2)\mu_1 + b_2x & \mu_1 \leq x < \mu_2 \\ \dots & \dots \\ a_1 + \sum_{i=1}^{n-1} (b_i - b_{i+1})\mu_i + b_nx & \mu_{n-1} \leq x \leq \mu_n \end{cases} \quad (7)$$

Similar to Eq.(5), the optimal solution $g^*(n)$ should meets following $2n$ equations:

$$\begin{cases} \sum_{i=1}^n \frac{\partial e(\mu_{i-1}, \mu_i)}{\partial b_p} = 0 & p = 1, 2, \dots, n \\ \sum_{i=1}^n \frac{\partial e(\mu_{i-1}, \mu_i)}{\partial \mu_q} = 0 & q = 1, 2, \dots, n-1 \\ \sum_{i=1}^n \frac{\partial e(\mu_{i-1}, \mu_i)}{\partial a_1} = 0 \end{cases} \quad (8)$$

Consider the following relationship:

$$\frac{\partial e_i}{\partial \mu_q} = \begin{cases} 0 & q > i \\ (f(\mu_q) - g_q(\mu_q))^2 & q = i \\ -2(b_q - b_{q+1})A_i - (f(\mu_q) - g_{q+1}(\mu_q))^2 & q = i-1 \\ -2(b_q - b_{q+1})A_i & q < i-1 \end{cases} \quad (9)$$

where $A_i = \int_{\mu_{i-1}}^{\mu_i} (f(x) - g_i(x))dx$ and $e_i = e(\mu_{i-1}, \mu_i)$, then we can rewrite the $\sum_{i=1}^n \frac{\partial e(\mu_{i-1}, \mu_i)}{\partial \mu_q} = 0$ ($q = 1, 2, \dots, n-1$) as following:

$$\begin{cases} (b_1 - b_2) \sum_{k=2}^n A_k = 0 \\ (b_2 - b_3) \sum_{k=3}^n A_k = 0 \\ \dots \\ (b_{n-1} - b_n) A_n = 0 \end{cases} \quad (10)$$

By simplifying the equation $\sum_{i=1}^n \frac{\partial e(\mu_{i-1}, \mu_i)}{\partial a_1} = 0$, we have:

$$\sum_{k=1}^n A_k = 0 \quad (11)$$

By considering the Eq.(10) and Eq.(11), we have:

$$A_i = 0 \quad i = 1, 2, \dots, n \quad (12)$$

By the same way, we have:

$$\frac{\partial e_i}{\partial b_p} = \begin{cases} 0 & p > i \\ -2B_1 & p = i = 1 \\ -2(B_i - \mu_{p-1}A_i) & p = i \neq 1 \\ -2(\mu_p - \mu_{p-1})A_i & p < i \end{cases} \quad (13)$$

where $B_i = \int_{\mu_{i-1}}^{\mu_i} (f(x) - g_i(x))x dx$. By combining Eq.(8), Eq.(14) and Eq.(13), we have:

$$B_i = 0 \quad i = 1, 2, \dots, n \quad (14)$$

which means that $g_i(x)$ is the least squares solution of $f(x)$

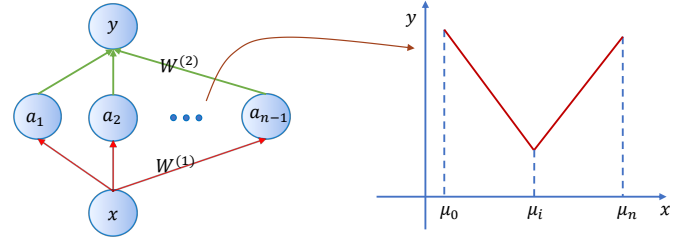


Figure 1: Architecture of the lattice neural network. Each hidden neuron corresponds to a 2-segment piecewise linear function.

on each interval $I_i = [\mu_{i-1}, \mu_i]$ ($i = 1, 2, \dots, n$).

4. Lattice Neural Network for CPWLA

Considering a one-hidden-layer neural network with the one-dimensional input $x \in [\mu_0, \mu_n]$ and output $g(x)$, we design an activation function $\sigma(x)$ based on the lattice theory, whose formulation is:

$$\sigma(x) = \max(w_1 x + b_1, w_2 x + b_2) \quad (15)$$

By taking the above activations, there is geometry interpretation for the lattice neural network (LNN, see Fig.1)), namely a single neuron can express any piecewise linear function with 2 segments. Therefore, as illustrated in the Fig.2), each neuron corresponds to a breakpoint in the input space, and in consequence, the optimal solution of the LNN with $n-1$ hidden neurons should be the same as the n -order CPWLA when the loss function is taken MSE, namely:

$$g(x|\theta) = \arg \min_{\theta} \frac{1}{m} \sum_{i=1}^m (f(x_i) - g(x_i|\theta))^2 \quad (16)$$

where $f(x)$ is the same target function of the n -order CPWLA, θ represents all the parameters of the LNN and m is the amount of the samples.

However, it is difficult to train the origin LNN to converge to the optimal solution of the n -order CPWLA, because the breakpoints tend to shift outside the interval $[\mu_0, \mu_n]$.

To deal with the breakpoint shift problem, we limit the parameters and rewrite Eq.(15) as follow:

$$\sigma(x) = \max(w_1(x - (\frac{\mu_n - \mu_0}{1 + \exp(-\delta)} + \mu_0)), w_2(x - (\frac{\mu_n - \mu_0}{1 + \exp(-\delta)} + \mu_0))) \quad (17)$$

where $\delta \in \mathbb{R}$. Thus, the breakpoints are limited in $[\mu_0, \mu_n]$. By the back-propagation algorithm [28], the LNN can be used for solve the optimal solution of the n -order CPWLA.

5. Experiments

We evaluate the performance of the proposed LNN, and compare it with the pwlf algorithm [27] in terms of accuracy and speed on the function approximation task. In

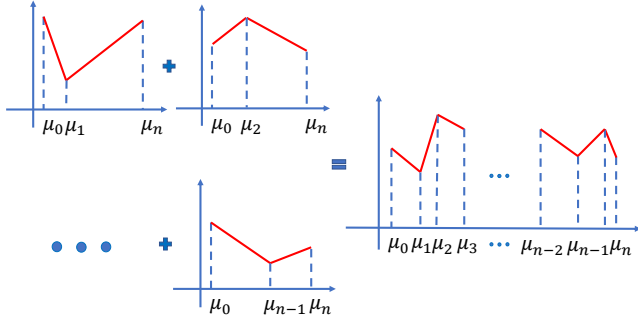


Figure 2: The sum of the output of the hidden layer with $n-1$ neurons in the LNN, which belongs to H_n

Table 1
Validation target functions.

Functions	Intervals
$f(x) = x^2$	$[-1, 1]$
$f(x) = x^3$	$[-1, 1]$
$f(x) = 5x\sin(5x) + \cos(5x)\sin(10x) + \exp(-x)$	$[-1, 1]$

Table 2
Test target functions.

Functions	Intervals
$f(x) = \sin(\pi x)/\pi x$	$[-4, 4]$
$f(x) = \sin(x) + x\sin(x)\cos(x)$	$[-10, 10]$
$f(x) = 20 - 5\exp(-0.3x) - 3\exp(\cos(\pi x))$	$[-6, 6]$

particular, we address the following questions: (1) What does the optimal solutions of (C)PWLA look like? (2) Can LNNs approach the optimal solutions of CPWLA? (3) What are the advantages of LNNs for solving the CPWLA? (4) Does LNNs approach the best solution with the fixed breakpoints?

As shown in Table 1, we design three target functions to validate questions (1) and (2). To compare with the pwlf method better, we further designed another three test functions as listed in Table 2 which reference the experiments in [26]. To apply our LNN algorithm and pwlf method, we sample a grid of equally spaced points in the given intervals, whose quantity is taken by $m = 2000$.

We use Pytorch to implement our algorithm and the Python code of pwlf is publicly available. All the experiments were running on a PC with a Core-i7-8700k CPU (3.70 GHz) and 16 GB of main memory.

5.1. What does the optimal solutions of (C)PWLA look like?

In this experiment, we verify the proposed Theorem 1 and 2 with the result depicted.

We set the target functions as $f(x) = x^2$ and $f(x) = x^3$ on the interval $I = [-1, 1]$, and contrast their optimal solutions of 2-order PWLA and CPWLA. Figures 3a-3b

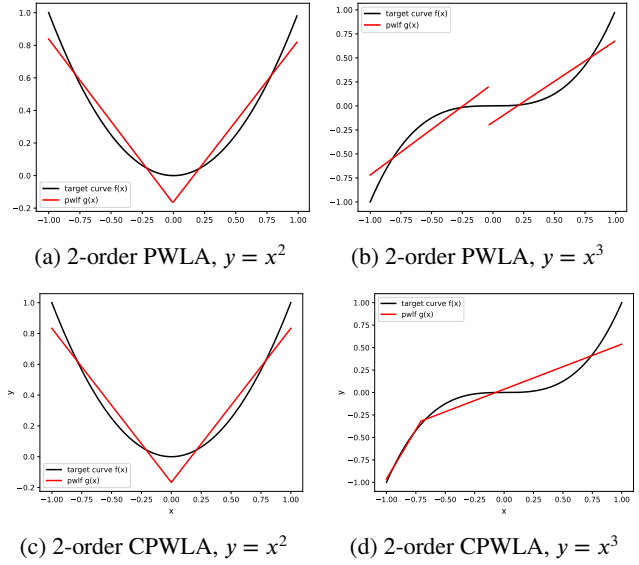


Figure 3: The optimal solutions of 2-order (C)PWLA, (a)-(b) and (c)-(d) show the optimum of PWLA and CPWLA, respectively. The target function of (a) and (c) is $y = x^2$. The target function of (b) and (d) is $y = x^3$.

show the results of PWLA, and figures 3c-3d display those of CPWLA. As shown in Fig.3, the optimal solutions of PWLA, which are approximately obtained by scanning the 2000 isometric points on interval I , exhibit different properties on curves with different concavities. In addition, it is obvious that there exist two optimal solutions of $y = x^3$, ($x \in [-1, 1]$), and they are symmetrical about the zero point.

In Fig.4, we use the algorithm pwlf [27] to compute the optimal solution $g(x)$ of the 4-order CPWLA with the target function set as $f(x) = 5x\sin(5x) + \cos(5x)\sin(10x) + \exp(-x)$ on interval $[-1, 1]$. To verify this, we calculate the least squares approximations of the target function on each of the four subintervals respectively. As it is shown, the dashed red lines (least square solutions) exactly match the solid blue line (the solution searched by the pwlf), which suggests that the pwlf successfully found the optimal solution.

5.2. Can LNNs approach the optimal solutions of CPWLA?

Can the back-propagation algorithm find the optimal solution even though the optimal solution of LNNs is the same as the corresponding CPWLA according to Eq.(16)?

To answer the above question, we train three LNNs for the target functions listed in Table 1 respectively, whose results are displayed in Fig.5. It is observed that LNNs do converge to the optimal solution, although there maybe exist a slight bias. While training LNNs, the most important thing is the selection of hyperparameters, which is crucial to the success of LNNs.

As shown in Fig.5a, we take the LNN with a single neuron and employ Adam optimizer with full-batch gradient descent by taking a learning rate as 3×10^{-3} . After training 300 epochs, the LNN was converged. The breakpoint of the

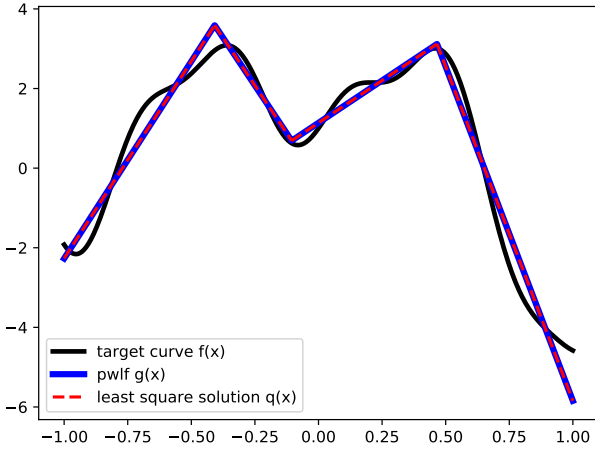


Figure 4: The optimal solutions of 4-order CPWLA. The solid blue line is the result solving by the pwlf, and the dashed red line is the least squares solution on each subinterval.

trained LNN is at $x = 0.0007$, which is quite close to the true breakpoint $x = 0$.

In Fig.5b, all the settings are the same as above, except that the epochs should be increased to 1500. It is noticed that the LNN finds another optimal solution, whose breakpoint is at $x = 0.7072$. (The breakpoint of another true solution is at $x = -0.7071$).

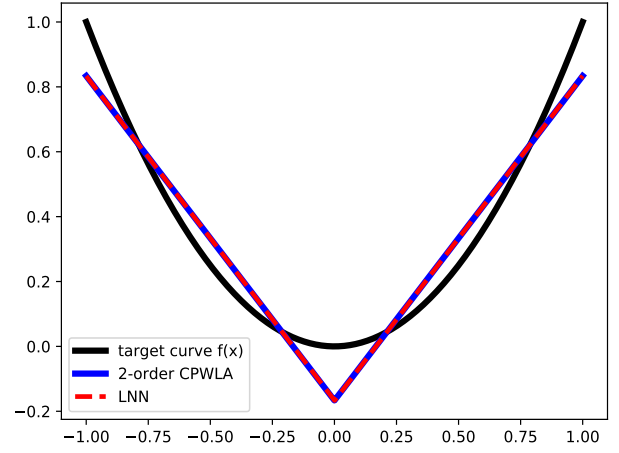
Fig.5c display the optimal solution found by the LNN with 3 hidden neuron, whose breakpoints are at $x = -0.4106$, -0.1054 , and 0.4675 . Compared with the breakpoints of the optimal solution $x = -0.4082$, -0.1055 , and 0.4660 , the LNN algorithm can indeed find a solution closer to the global optimum. To train the corresponding LNN, we apply SGD optimizer, take a learning rate as 5×10^{-3} , and optimize all the parameters until 2000 epochs with the batch size setting as 200.

5.3. Comparison experiments

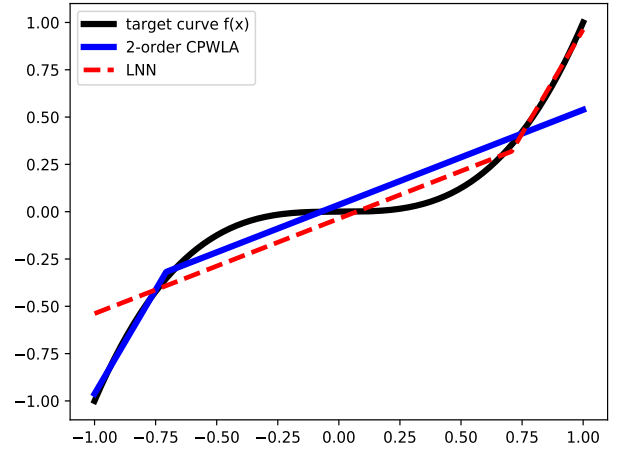
We evaluate the performance of LNNs and pwlf in terms of accuracy and time. To demonstrated intuitively, we depict the comparison between LNNs and pwlf algorithm, where Fig.6 shows the comparison with respect to the accuracy measured by the mean squares error (MSE), and Fig.7 shows the comparison about the solving efficiency measured by the time required.

As shown in Fig.6, the MSE decreases as the order increases. Compared to the pwlf, the MSE of LNNs is generally higher or comparable, which is consistent with the properties of neural networks. To ensure the LNNs well-trained, we determine the best learning rate and batch size from the candidate sets $\{1e-3, 5e-4, 3e-4, 1e-4, 5e-5, 3e-5, 1e-5\}$ and $\{20, 40, 100\}$ respectively.

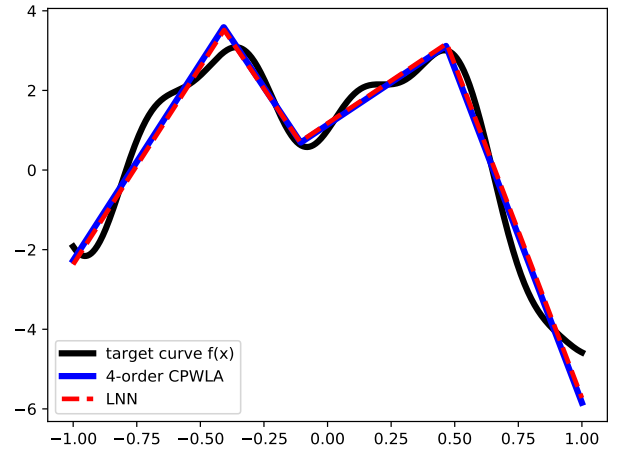
As shown in Fig.7, the time required for LNNs remains generally stable as the order grows, while the time required for the pwlf grows explosively. We should emphasize that the time required for LNNs refers to the time needed for a single training process instead of the time to search for all candidate parameters. Overall, our method is more adapted



(a) $y = x^2, x \in [-1, 1]$



(b) $y = x^3, x \in [-1, 1]$



(c) $f(x) = 5x \sin(5x) + \cos(5x) \sin(10x) + \exp(-x), x \in [-1, 1]$

Figure 5: Verify whether LNNs can find the global optimum.

to the high-order CPWLA problem.

5.4. Can LNNs approach the optimal solutions of CPWLA with fixed breakpoints?

The performance of LNNs depends on the configuration of hyperparameters. Furthermore, we wonder about the

behavior of LNNs when the hyperparameters are not 'good'? It can be checked by comparing the well-trained LNNs with the least square solution in [27]. We design a target function $f(x) = \exp(-\sqrt{x^2}) + \exp(0.5\cos(3x))$, $x \in [-5, 5]$ and train a LNN with 9 hidden neurons. The learning rate is set as $3e-4$, and batch size is taken by 20. In Fig.8, we show the comparison of the result of the LNN and the pwl fitted with the same fixed breakpoints (There are 10 straight lines in the figure, one of which is not clear because there are two points that are quite close). Consequently, we can conclude that the LNN can approach the optimal solutions of CPWLA with fixed breakpoints despite it is prone to fail in solving the global optimum.

5.5. An empirical method to train LNNs

It is palaver to search for suitable hyperparameters for LNNs. To deal with the difficulty, we found that the over-parameterization of LNNs generally leads to a laziness phenomenon in the performance, namely, as the order increases, the approximation accuracy grows more and more slowly. While the training of over-parameterized LNNs is more insensitive to the hyperparameters. Inspired by the phenomenon, we propose an empirical method to train LNNs. Firstly, for a given well-trained LNN, we train a new one with more hidden neurons to improve the performance, noted as $g(x)$. Then, we scan all the breakpoints x_i except the endpoints of the interval and generate straight lines by connecting the point pairs $(x_{i-1}, g(x_{i-1}))$ and $(x_{i+1}, g(x_{i+1}))$. Finally, we calculate the MSE between the lines and the target function in turn, and eliminate the corresponding breakpoints with smaller MSE. Based on the filtered breakpoints and combined with the conclusion of Section 5.4, we can directly calculate the least squares solution.

Following the above process, we retrain a LNN with 15 hidden neurons to solve the problem designed in Section 5.4, and select 9 breakpoints (except the endpoints $x_0 = -5$ and $x_{10} = 5$). Fig.9a shows the LNN with 15 hidden neurons, and Fig.9b presents the final least squares result with selected fixed breakpoints. By comparing Fig.8 and Fig.9b, we conclude that the proposed method does improve the performance of LNNs.

6. Conclusion and future directions

In this paper, we have studied the 1-D (C)PWLA problem and obtained the necessary and sufficient conditions of the optimal solution respectively. Moreover, we have associated the 1-D CPWLA problem with neural networks. We term the proposed neural network as the lattice neural network. In other words, the optimal solution of LNNs can be characterized by CPWLA, which can promote our understanding of deep learning. Meanwhile, the LNNs can be applied to solve the CPWLA problem. The experiments have shown that LNNs have significant advantages in solving time and comparable accuracy measured by the MSE.

In the future, we will explore the LNN with high-dimensional input as well as more hidden layers. We are curious whether

the proposed theorems still hold in high dimensions, which will provide a theoretical basis to understand the behavior of more complex neural networks.

References

- [1] K. He, X. Zhang, S. Ren, J. Sun, Deep residual learning for image recognition, in: Proceedings of the IEEE conference on computer vision and pattern recognition, 2016, pp. 770–778.
- [2] A. Dosovitskiy, L. Beyer, A. Kolesnikov, D. Weissenborn, X. Zhai, T. Unterthiner, M. Dehghani, M. Minderer, G. Heigold, S. Gelly, et al., An image is worth 16x16 words: Transformers for image recognition at scale, arXiv preprint arXiv:2010.11929 (2020).
- [3] Z. Liu, Y. Lin, Y. Cao, H. Hu, Y. Wei, Z. Zhang, S. Lin, B. Guo, Swin transformer: Hierarchical vision transformer using shifted windows, arXiv preprint arXiv:2103.14030 (2021).
- [4] T. Brown, B. Mann, N. Ryder, M. Subbiah, J. D. Kaplan, P. Dhariwal, A. Neelakantan, P. Shyam, G. Sastry, A. Askell, S. Agarwal, A. Herbert-Voss, G. Krueger, T. Henighan, R. Child, A. Ramesh, D. Ziegler, J. Wu, C. Winter, C. Hesse, M. Chen, E. Sigler, M. Litwin, S. Gray, B. Chess, J. Clark, C. Berner, S. McCandlish, A. Radford, I. Sutskever, D. Amodei, Language models are few-shot learners, in: H. Larochelle, M. Ranzato, R. Hadsell, M. F. Balcan, H. Lin (Eds.), Advances in Neural Information Processing Systems, Vol. 33, Curran Associates, Inc., pp. 1877–1901.
URL <https://proceedings.neurips.cc/paper/2020/file/1457c0d6bfc4967418bf8ac142f64a-Paper.pdf>
- [5] Z. Yang, Z. Dai, Y. Yang, J. Carbonell, R. R. Salakhutdinov, Q. V. Le, Xlnet: Generalized autoregressive pretraining for language understanding, in: H. Wallach, H. Larochelle, A. Beygelzimer, F. d'Alché-Buc, E. Fox, R. Garnett (Eds.), Advances in Neural Information Processing Systems, Vol. 32, Curran Associates, Inc., 2019.
URL <https://proceedings.neurips.cc/paper/2019/file/dc6a7e655d7e5840e66733e9ee67cc69-Paper.pdf>
- [6] A. Vaswani, N. Shazeer, N. Parmar, J. Uszkoreit, L. Jones, A. N. Gomez, Ł. Kaiser, I. Polosukhin, Attention is all you need, in: Advances in neural information processing systems, 2017, pp. 5998–6008.
- [7] D. Silver, J. Schrittwieser, K. Simonyan, I. Antonoglou, A. Huang, A. Guez, T. Hubert, L. Baker, M. Lai, A. Bolton, Y. Chen, T. Lillicrap, F. Hui, L. Sifre, G. van den Driessche, T. Graepel, D. Hassabis, Mastering the game of go without human knowledge 550 (7676) 354–359. doi:<https://doi.org/10.1038/nature24270>.
URL [10.1038/nature24270](https://doi.org/10.1038/nature24270)
- [8] A. Krizhevsky, I. Sutskever, G. E. Hinton, Imagenet classification with deep convolutional neural networks, Advances in neural information processing systems 25 (2012) 1097–1105.
- [9] K. Simonyan, A. Zisserman, Very deep convolutional networks for large-scale image recognition, arXiv preprint arXiv:1409.1556 (2014).
- [10] C. Szegedy, W. Liu, Y. Jia, P. Sermanet, S. Reed, D. Anguelov, D. Erhan, V. Vanhoucke, A. Rabinovich, Going deeper with convolutions, in: Proceedings of the IEEE conference on computer vision and pattern recognition, 2015, pp. 1–9.
- [11] G. Huang, Z. Liu, L. Van Der Maaten, K. Q. Weinberger, Densely connected convolutional networks, in: 2017 IEEE Conference on Computer Vision and Pattern Recognition (CVPR), 2017, pp. 2261–2269. doi:[10.1109/CVPR.2017.243](https://doi.org/10.1109/CVPR.2017.243).
- [12] Z. C. Lipton, The mythos of model interpretability, Communications of the ACM 61 (10) 36–43. doi:[10.1145/3233231](https://doi.org/10.1145/3233231).

[13] Y. Zhang, P. Tiño, A. Leonardis, K. Tang, A survey on neural network interpretability, arXiv preprint arXiv:2012.14261 arXiv:2012.14261.

[14] N. Burkart, M. F. Huber, A survey on the explainability of supervised machine learning, *J. Artif. Int. Res.* 70 (2021) 245–317. doi:10.1613/jair.1.12228. URL <https://doi.org/10.1613/jair.1.12228>

[15] A. Barredo Arrieta, N. Díaz-Rodríguez, J. Del Ser, A. Bennetot, S. Tabik, A. Barbado, S. Garcia, S. Gil-Lopez, D. Molina, R. Benjamins, R. Chatila, F. Herrera, Explainable Explainable Artificial Intelligence (XAI): Concepts, taxonomies, opportunities and challenges toward responsible AI, *Inf. Fusion* 58 (October 2019) (2020) 82–115. arXiv:1910.10045, doi:10.1016/j.inffus.2019.12.012.

[16] F.-L. Fan, J. Xiong, M. Li, G. Wang, On Interpretability of Artificial Neural Networks: A Survey, *IEEE Trans. Radiat. Plasma Med. Sci.* 7311 (c) (2021) 1–1. doi:10.1109/trpms.2021.3066428.

[17] H. Dong, B. Liu, F. Chen, D. Ye, G. Liu, How to explain neural networks: A perspective of data space division, arXiv preprint arXiv:2105.07831 (2021). arXiv:arXiv:2105.07831.

[18] J. Lee, J. Sohl-dickstein, J. Pennington, R. Novak, S. Schoenholz, Y. Bahri, Deep neural networks as gaussian processes, in: *International Conference on Learning Representations*, 2018. URL <https://openreview.net/forum?id=B1EA-M-0Z>

[19] R. Neal, Priors for infinite networks, in: *Bayesian Learning for Neural Networks*, Springer, 1996, pp. 29–53.

[20] M. Unser, A representer theorem for deep neural networks., *J. Mach. Learn. Res.* 20 (110) (2019) 1–30.

[21] R. Pascanu, G. Montúfar, Y. Bengio, On the number of inference regions of deep feed forward networks with piece-wise linear activations, in: *Second international conference on learning representations - ICLR 2014: 14-16 April 2014, Banff, Canada, ICLR, Banff, 2014*.

[22] L. Chu, X. Hu, J. Hu, L. Wang, J. Pei, Exact and consistent interpretation for piecewise linear neural networks: A closed form solution, in: *Proceedings of the 24th ACM SIGKDD International Conference on Knowledge Discovery & Data Mining*, ACM, pp. 1244–1253. doi:10.1145/3219819.3220063.

[23] Stone, Henry, Approximation of curves by line segments, *Mathematics of Computation* 15 (73) (1961) 40–40.

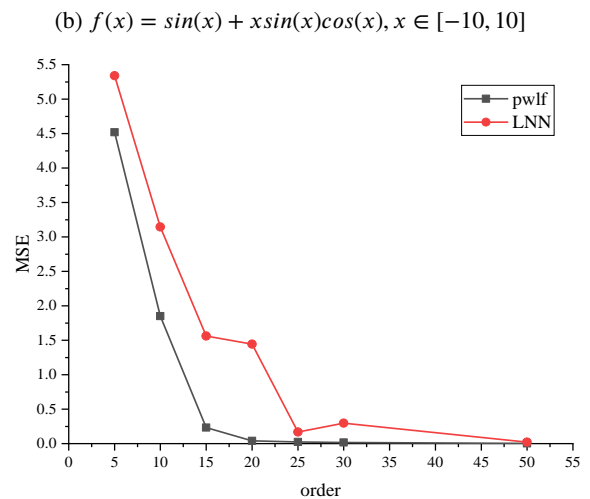
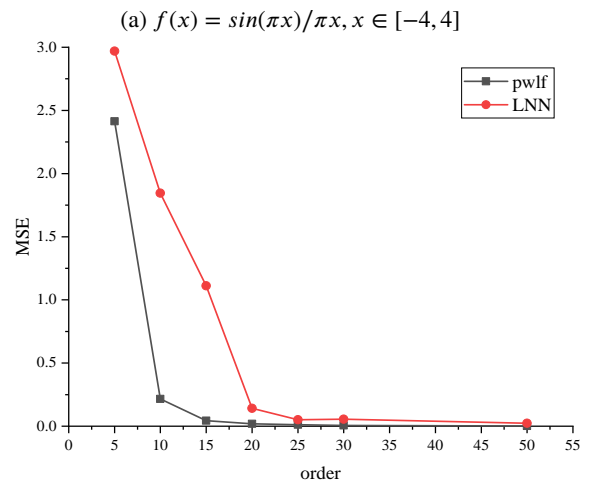
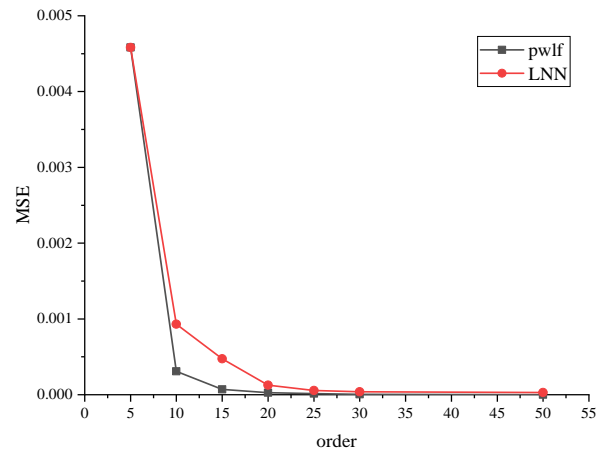
[24] N. Golovchenko, Least-squares fit of a continuous piecewise linear function (2004).

[25] R. Bellman, On the approximation of curves by line segments using dynamic programming, *Commun. ACM* 4 (6) (1961) 284. doi:10.1145/366573.366611. URL <https://doi.org/10.1145/366573.366611>

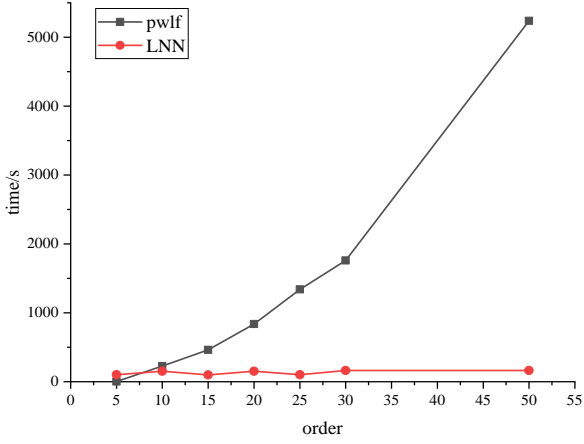
[26] C. W. Cleghorn, A. P. Engelbrecht, Piecewise linear approximation of n-dimensional parametric curves using particle swarms, in: *International Conference on Swarm Intelligence*, Springer, 2012, pp. 292–299.

[27] C. F. Jekel, G. Venter, Pwlf: a python library for fitting 1d continuous piecewise linear functions, URL: https://github.com/cjekel/piecewise_linear_fit_py (2019).

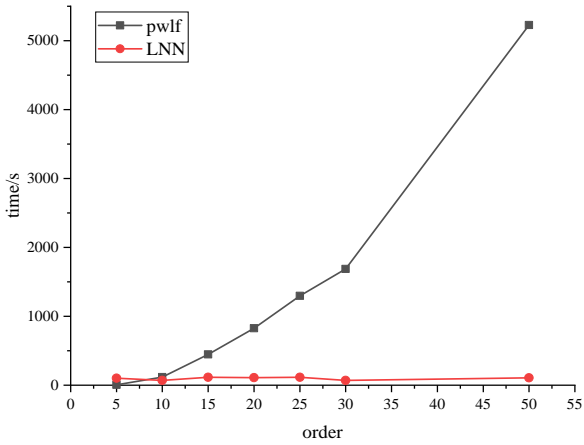
[28] D. E. Rumelhart, G. E. Hinton, R. J. Williams, Learning representations by back-propagating errors, *Nature* 323 (6088) 533–536. doi:10.1038/323533a0. URL <https://doi.org/10.1038/323533a0>



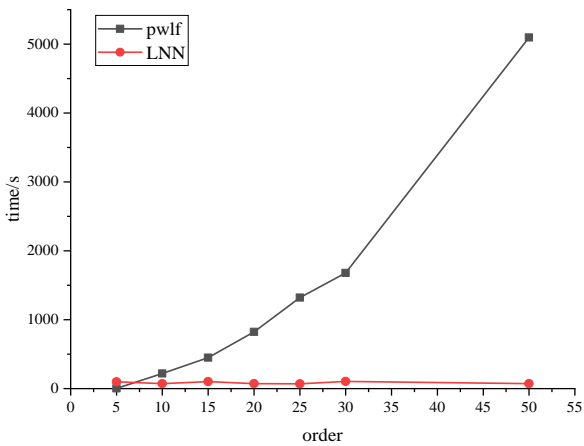
(c) $f(x) = 20 - 5 \exp(-0.3x) - 3 \exp(\cos(\pi x)), x \in [-6, 6]$
Figure 6: The comparison of LNNs and the pwlf in terms of accuracy measured by MSE.



(a) $f(x) = \sin(\pi x)/\pi x, x \in [-4, 4]$



(b) $f(x) = \sin(x) + x\sin(x)\cos(x), x \in [-10, 10]$



(c) $f(x) = 20 - 5\exp(-0.3x) - 3\exp(\cos(\pi x)), x \in [-6, 6]$

Figure 7: The comparison of LNNs and the pwlf in terms of solving time.

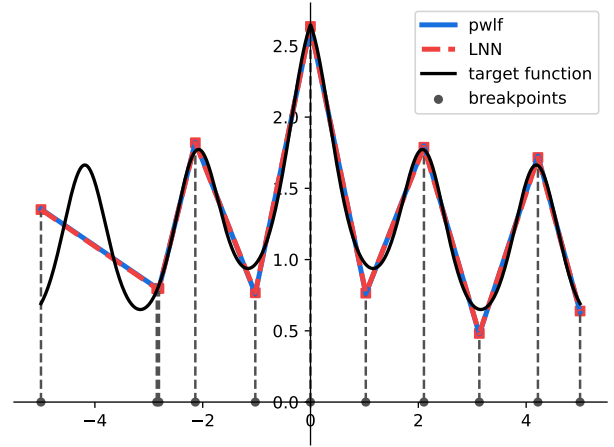
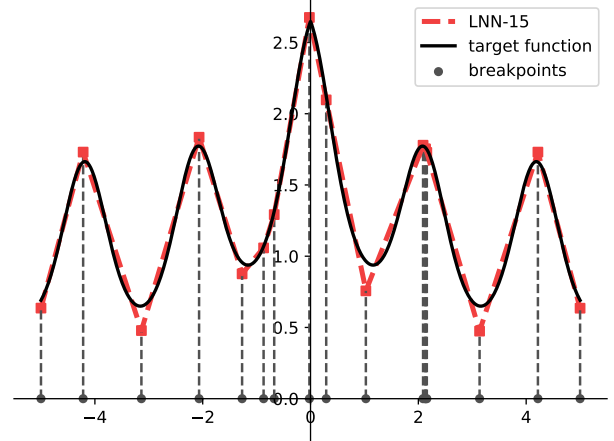
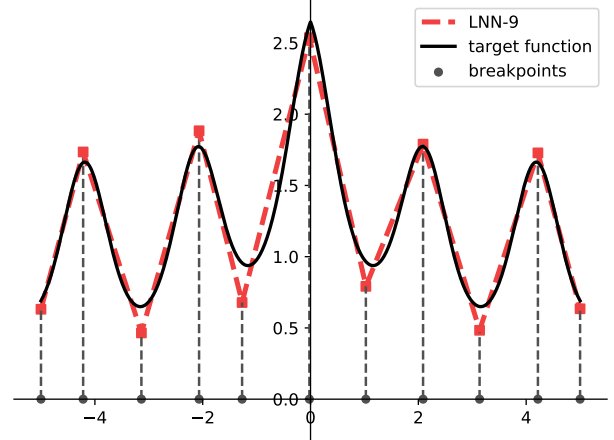


Figure 8: The comparison of the result of the LNN and the pwlf fitted with the same fixed breakpoints. The target function is $f(x) = \exp(-\sqrt{x^2}) + \exp(0.5\cos(3x)), x \in [-5, 5]$. There are 2 points at $x_1 = -2.8517$ and $x_2 = -2.8114$, which are very close in the figure.



(a) The result of the LNN with 15 hidden neurons.



(b) The result of the pwlf fitted with 9 selected fixed breakpoints.

Figure 9: The evaluation of the proposed empirical method. The target function is $f(x) = \exp(-\sqrt{x^2}) + \exp(0.5\cos(3x)), x \in [-5, 5]$