

A Dual-Attention Neural Network for Pun Location and Using Pun-Gloss Pairs for Interpretation

Shen Liu¹, Meirong Ma², Hao Yuan², Jianchao Zhu², Yuanbin Wu¹, Man Lan^{1*}

¹ School of Computer Science and Technology, East China Normal University, China

² Shanghai Transsion Co., Ltd, China

shenliu@stu.ecnu.edu.cn, {mlan, ybwu}@cs.ecnu.edu.cn

{meirong.ma, hao.yuan, jianchao.zhu}@transsion.com

Abstract. Pun location is to identify the punning word (usually a word or a phrase that makes the text ambiguous) in a given short text, and pun interpretation is to find out two different meanings of the punning word. Most previous studies adopt limited word senses obtained by WSD (Word Sense Disambiguation) technique or pronunciation information in isolation to address pun location. For the task of pun interpretation, related work pays attention to various WSD algorithms. In this paper, a model called DANN (**D**ual-**A**ttentive **N**eural **N**etwork) is proposed for pun location, effectively integrates word senses and pronunciation with context information to address two kinds of pun at the same time. Furthermore, we treat pun interpretation as a classification task and construct pun-gloss pairs as processing data to solve this task. Experiments on the two benchmark datasets show that our proposed methods achieve new state-of-the-art results. Our source code is available in the public code repository¹.

Keywords: Pun Location · Pun Interpretation · Pronunciation · Pun-Gloss Pairs · Word Sense Disambiguation

1 Introduction

² Puns where the two meanings share the same pronunciation are known as homophonic (i.e., homographic puns), while those relying on similar but not identical-sounding signs are known as heterophonic (i.e., heterographic puns). Figure 1 shows two examples. Pun location aims to find the word appearing in the text that implies more than one meaning and pun interpretation is an attempt to give the two word senses of the punning word.

Pun location and interpretation have a wide range of applications [11,12]. Sequence labeling is a general framework to solve pun location [21,2,20]. Cai *et al.* [2] proposed Sense-Aware Neural Model (SAM) which is built on the WSD

¹ <https://github.com/LawsonAbs/pun>

² * means corresponding author

Ex1: (homophonic) I used to be a banker but I lose **interest**.
interest%1:21:00::: a fixed charge for borrowing money; usually
a percentage of the amount borrowed
interest%1:09:00::: a sense of concern with and curiosity about
someone or something

Ex2: (heterophonic) The boating store had its best **sail** ever.
sail%1:06:00::: a large piece of fabric (usually canvas fabric) by
means of which wind is used to propel a sailing
vessel
sale%1:04:00::: a particular instance of selling

Fig. 1. Two samples drawn from two different types puns and their corresponding punning words with the glosses (the definition of word senses) from WordNet ².

(Word Sense Ambiguation) algorithms. It suffers from the bias because of the following reasons: (1) It is inadequate to identify the punning word by using two distinct word senses; (2) The results produced by the WSD algorithms are not always correct, so the error propagation can not be ignored. Moreover, they fail to address the heterographic puns task. Therefore, Zou *et al.* [20] add a pronunciation module to the model which is named PCPR(**P**ronunciation-attentive **C**ontextualized **P**un **R**eognition) to solve the heterographic puns. However, only utilizing the contextual and pronunciation information, PCPR omits the word senses which are the most important elements in natural language. According to the categories of puns, it is intuitive to assume that both word senses and pronunciation are the key points in pun location. So to resolve this problem, we propose a model called DANN(**D**ual-**A**ttentive **N**eural **N**etwork) to capture the rich semantic and pronunciation information simultaneously. In DANN, the sense-aware and pronunciation-aware modules employ the word meanings and phoneme information respectively. Firstly, unlike SAM, we capture semantic information by paying attention to all meanings of the word automatically rather than selecting several word senses by WSD algorithms in advance. Secondly, we consolidate word senses, context, and pronunciation information to deal with all kinds of puns.

For pun interpretation, Duluth [14] and BuzzSaw [13] both use the WSD algorithm to choose the most probable meaning for the punning word. Specifically, Duluth uses 19 different configurations to create a set of candidate target senses and choose the two most frequent senses from them as the final predicted value. However, one limitation of this approach is the uncertain level of accuracy of the WSD algorithms, which vary from word to word and domain to domain [14]. Different from Duluth and BuzzSaw, we treat pun interpretation as a sentence pair matching task, that is, we use a pre-training model(e.g., BERT) to select the best matching pun and paraphrase pairs. Concatenating the pun and the gloss of the punning word to one whole sentence, we classify it as yes or no to identify the word sense is correct or not.

³ <https://wordnet.princeton.edu/>

In summary, our contributions are as follows: (1) We take full advantage of semantic and phonetic features to conduct the pun location. By the dual-attentive module, both of them can be taken into account.

(2) We further explore which meanings of words can lead to rhetorical effects, which is essential for understanding puns. Compared with the simple WSD algorithms, an innovative method through pun-gloss pairs to solve the pun interpretation greatly improves the experimental result.

(3) Both models achieve state-of-the-art performance in the benchmark dataset.

2 Related Work

2.1 Pun Location

Fixed patterns or characteristics are proposed to solve pun location [12,14,8]. Yang *et al.* [19] creatively designed a set of features from four aspects as follows: (a)Incongruity; (b)Ambiguity; (c)Interpersonal Effect; (d) Phonetic Style. Based on the characteristics of manual design, Duluth [14] proposed approaches that relied on WSD and measures of semantic correlation. Using some feature components, Vechtomova *et al.* [17] ranked words in the pun by a score calculated as the sum of values of eleven features. Indurthi *et al.* [8] select the latter word as a punning word from the maximum similarity word pair. A computational model of humor in puns based on entropy was proposed in [9]. PMI(Pointwise Mutual Information)[3] to measure the association between words is used in [15]. Doogan *et al.* [5] proposed a probabilistic model to produce candidate words. Feng *et al.* [6] first collect 10 kinds of features for this task, then they use logistic regression to find out which word is punning and use the weight of different features to explain why a punning word is detected.

Based on neural network, some methods are proposed to solve pun location [20,2,10]. Mao *et al.* [10] proposed CSN-ML (Compositional Semantics Network with Task Learning) to capture the rich semantic information of punning words in a sentence. Cai *et al.* [2] proposed SAM (Sense-Aware Neural Model) which is built on limited WSD results. Their main idea is modeling multiple sequences of word senses corresponding to different WSD results, which were obtained by various WSD algorithms. Zhou *et al.* [20] proposed a model named PCPR (Pronunciation-attentive Contextualized Pun Recognition) with current best effectiveness.

Different from these work, we incorporate both semantic and phonetic information into the model and solve pun location perfectly.

2.2 Pun Interpretation

Duluth [14] use a WSD algorithm on different configurations and then take the MFS(Most Frequent Senses) strategy to predict the appropriate meaning for punning word and get the current best performance. However, the MFS strategy is too fixed to address the problem of selecting word senses. Instead of using the

WSD algorithm directly, we get the meanings from top-2 pun-gloss pairs with the highest probability as the final results for each target word.

BuzzSaw [13] hypothesize that a pun can be divided into two parts, each containing information about the two distinct senses of the pun, can be exploited for pun interpretation, then they use the method that loosely based on the Lesk algorithm to get the meaning for each polysemous word. Due to error propagation, the pipelined way do not get the best performance in this problem. Therefore, we use pun-gloss pairs to fuse the pun and the gloss of the punning word to one sentence and reduce the process directly. The corresponding experiment shows that our model outperforms all other models.

3 Methodology

Figure 2 shows our model architecture for pun location. Our model is a sequence labeling system, which is based on the adaptation of the BIO annotation ['O', 'P'], where P stands for the punning word tokens and O stands for other tokens. With this tagging scheme, each word in a sentence will be assigned a label.

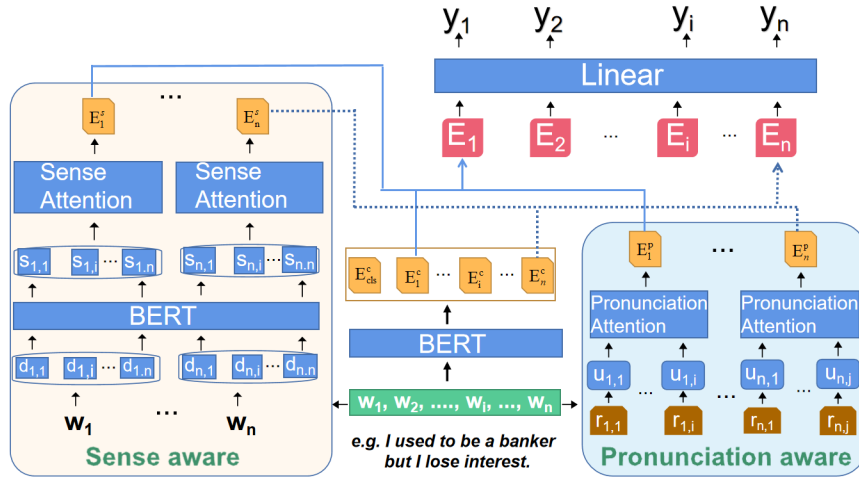


Fig. 2. The model architecture of Dual-Attentive Neural Network for Pun Location. We use a dual-attentive module to focus on crucial word senses and pronunciation.

Table 1 shows the main construction of training data to solve pun interpretation. Inspired by the GlossBERT [7], we use the pun-gloss pairs to capture the correlation between the pun and the gloss of target word. Conventional WSD methods usually return the sense with the highest score. Similarly, we can choose the best and second-best word meanings according to the maximum and sub-maximum probability values returned in the classification process.

homographic pun:I used to be a banker but I lose interest.

Pun-Gloss Pairs of the punning word	Label	Sense Key
[CLS] I used to be a ...[SEP] a sense of concern ... [SEP]	Yes	interest%1:09:00::
[CLS] I used to be a ...[SEP] a reason for wanting ... [SEP]	No	interest%1:07:01::
[CLS] I used to be a ...[SEP] excite the curiosity of ... [SEP]	No	interest%2:37:00::
[CLS] I used to be a ...[SEP] a fixed charge for ...[SEP]	Yes	interest%1:21:00::

Table 1. The sample was taken from SemEval-2017 task 7 dataset to explain the construction methods that concatenating the pun and the gloss. The ellipsis "..." indicates the remainder of the sentence.

3.1 Pun Location

Sense-Aware Module The highlight of our model is using the sense-attention module to focus on pertinent word senses automatically.

As shown in the lower left corner of the Figure 2. Firstly, we get all definitions of the word senses from WordNet for each content word in a pun and denote them as $\{d_{1,1}, \dots, d_{1,i}, \dots, d_{n,n}\}$. Secondly, we use BERT [4] to process each definition and use its [CLS] token embedding as the representation and denoted them as $\{s_{1,1}, \dots, s_{1,i}, \dots, s_{1,n}\}$. For each word sense embedding $s_{i,j}$ of the word w_i , we project $s_{i,j}$ to a trainable vector $s'_{i,j}$ to represent its meaning properties. Based on the word sense embeddings, we apply the attention mechanism [16] to simultaneously identify important meanings and derive the compositive word sense embedding E_i^S .

Specifically, the embedding of word senses are transformed by a fully-connected hidden layer (i.e., $F_S(\cdot)$), and then multiplying by the query vector (i.e., q) to measure the importance scores $\alpha_{i,j}$ of word sense embeddings as follows:

$$v_{i,j} = F_S(s_{i,j}) \quad (1)$$

$$\alpha_{i,j} = \frac{v_{i,j} \cdot q}{\sum_k v_{i,k} \cdot q} \quad (2)$$

Finally, the synthetical sense embedding E_i^S can be generated by the weighted combination of various embeddings as follows:

$$E_i^S = \sum_j \alpha_{i,j} \cdot s'_{i,j} \quad (3)$$

We select context-sensitive paraphrases to help determine whether a word is the target word through using the attention mechanism. Nevertheless, not all words in the input sentence W_1, W_1, \dots, W_n have the same number of meanings, so this is a hyperparameter, which will be described in 4.2. After that, a synthetic representation vector (i.e., E_i^S) of the various meanings of each word will be got.

Pronunciation-Aware Module It is well-known that pronunciation plays an essential role in the language. Inspired by the PCPR, we also introduce a pronunciation-aware module into DANN to solve the heterographic puns. By projecting pronunciation to the embedding space, words that sound alike are nearby to each other[1]. Each word is divided into phonemes(i.e., $\{r_{1,1}, \dots, r_{1,i}, \dots, r_{n,j}\}$) which represent the characteristics in pronunciation. Each phoneme is projected to a phoneme embedding space(i.e., $\{u_{1,1}, \dots, u_{1,i}, \dots, u_{n,j}\}$). Pronunciation vector (i.e., E_i^P) can be obtained with the attention mechanism. Through the pronunciation component, we can join words with the same sound together.

Implementation Details In our work, we use BERT to get all word embeddings for the whole input sentence. So we can get E^c, E^s, E^p to present contextual embedding, word sense, and pronunciation embedding of the word respectively. Then our model concatenates these embeddings and converts them to a project layer, we can get every word’s predicted value y_i .

Specifically, first, the BERT model processes the input then gets every word’s contextual embedding, we denote them as E^c . Second, we use every word’s pronunciation embedding, and after the attention process, we get embedding E^p to denote the important pronunciation. Third, word sense embedding serves as the input of the sense-attention module to get the compounded representation of the word, we denote it as embedding E^s . Last, all embedding parts are concatenated to get the final expression(i.e., E_i) of i -th word.

$$E_i = E_i^s \oplus E_i^s \oplus E_i^p$$

E_i will be transferred to a project layer to determine whether the i -th word is a punning word.

3.2 Pun Interpretation

Framework Overview BERT uses a "next sentence prediction" task to train text-pair representations, so it can explicitly model the relationship of a pair of texts, which has shown to be beneficial to many pair-wise natural language understanding tasks [4]. To fully leverage gloss information, we construct pun-gloss pairs over puns and all possible senses of the punning word in WordNet, thus treating the WSD task as a sentence-pair classification problem.

Table 1 shows the main construction process of training examples. The sentence containing the punning word is denoted as a *pun* sentence. For punning words, we extract glosses of all senses from WordNet. An example in homographic pun gives a detailed introduction of the construction method (See Table 1). *Interest* is a punning word. [SEP] mark is added to the pun-gloss pairs to separate pun from paraphrasing. Each target word has a set of pun-gloss pair training instances with label $\in \{yes, no\}$.

The pun-gloss pairs will serve as inputs to the BERT, and the output of the model is *yes* or *no*. The "yes" represents the gloss following the pun is the sense definition of the punning word, the "no" stands for the contrary meaning.

For clarity and convenience, we use the sense key from WordNet to stand for concrete definition.

Implementation Details We use BERT as our pre-training approach. In training, we get the whole sentence and use BERT to get the [CLS] token embedding, then a linear layer is used to obtain the classification results. Cross-entropy loss is used when adjusting model weights during training. When testing, we output the sense key of the punning word with the two maximum probabilities for each pun-gloss pair.

4 Experiment Settings

4.1 Dataset and Evaluation Metrics

We evaluate our models on the SemEval-2017 shared task 7 dataset⁴. Homographic puns and heterographic puns have 1607 and 1271 samples respectively. Due to the limited data and keep the equity of evaluation, we perform ten cross-validation as the same as PCPR and SAM, then use the average of the evaluation result as the final score. Meanwhile, we use the same metrics with them.

4.2 Baselines

Pun Location We compare our model with the following baselines. (1)Olga [17]. (2)Idiom Savant [5]. (3)Fermi [8]. (4)ECNU [18]. (5)BERT [4]. (6)LRegression [6]. (7)SAM [2]. (8)JDL [21]. (9)PCPR [20]. We directly quote the experimental results of these baselines except BERT.

Pun Interpretation The top-3 competition models in SemEval-2017 task-7 would be used as the baselines.

4.3 Hyperparameters

Different words have different numbers of meanings, so the number of word senses that should be obtained in the model is a hyperparameter which is denoted as d_s . In our work, we use 50 different meanings of a word, and if the word does not have 50 meanings, then it will be initialized to zero embeddings.

5 Experimental Results and Analysis

5.1 Pun Location

Table 2 shows the specific experimental results. Compared to PCPR, DANN

⁴ <https://alt.qcri.org/semeval2017/task7/>

System	Homographic			Hetergraphic		
	<i>P</i>	<i>R</i>	<i>F1</i>	<i>P</i>	<i>R</i>	<i>F1</i>
Olga	0.652	0.652	0.652	0.797	0.795	0.796
Idiom Savant	0.663	0.663	0.663	0.684	0.684	0.684
Fermi	0.521	0.521	0.521	-	-	-
ECNU	0.337	0.337	0.337	0.568	0.568	0.568
BERT*	0.884	0.870	0.877	0.924	0.925	0.924
LRegression	0.762	0.762	0.762	0.849	0.849	0.849
SAM	0.815	0.747	0.780	-	-	-
JDL	0.835	0.771	0.802	0.814	0.775	0.794
PCPR	0.904	0.875	0.889	0.942	0.904	0.922
DANN	0.895	0.914	0.904	0.918	0.939	0.928

Table 2. Results of DANN and strong baselines on Semeval-2017 task 7 for pun location. * means that the experiments are reproduced in our work.

achieves the highest performance with 1.5% and 0.6% improvements of *F1* for the homographic and heterographic datasets respectively. By applying the sense-attention module, we pick out the most valuable meanings to conduct the detecting punning word task. Our model outperforms all baseline models, which indicates that the sense-aware module plays a crucial role, especially in homographic puns.

5.2 Pun Interpretation

Table 3 shows that our model achieves the highest performance with 9.16% improvements of *F1* against the best among the baselines (i.e. Duluth) for the homographic puns. We posit the reason is that our model makes a good connection between the pun and the gloss of the punning word. So it is possible to see if a relevant definition matches the pun.

System	Homographic		
	<i>P</i>	<i>R</i>	<i>F1</i>
Duluth	0.144	0.168	0.155
BuzzSaw	0.152	0.156	0.154
Ours	0.247	0.247	0.247

Table 3. Results of our model and baselines on Semeval-2017 task 7 for pun interpretation.

Figure 3 shows two examples of the explanation in homographic puns. In the first example, all displaying senses are nouns, *relief%1:12:00::* and *relief%1:06:00::* have a higher score because they are closely related to the context. In the second example, although *frank%5:00:00:direct:02* (adjective) and *frank%1:13:00::* (noun) have different parts of speech, they could also get relatively higher attention scores in this process. We assume that the possible reasons are as follows:

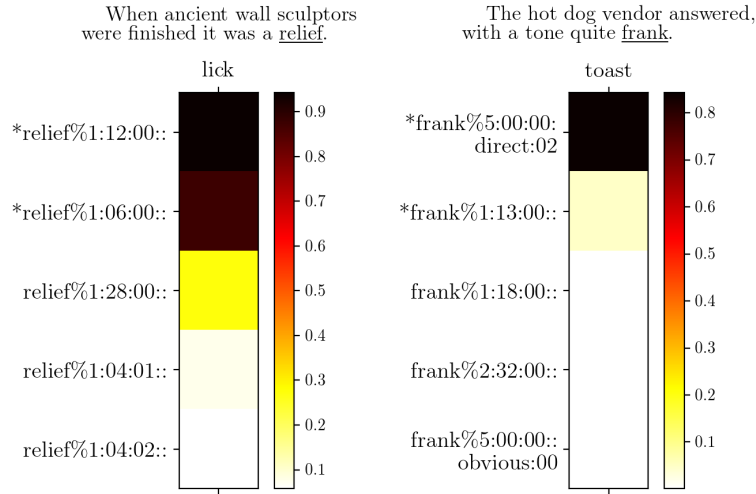


Fig. 3. The sense key with top-5 probability for each target word in two samples. The punning words are underlined, and an asterisk indicates the meaning of the word that causes a pun.

(1) It is easy to find out the primary meaning of *frank*, so the probability of *frank%5:00:00:direct:02* is the greatest. (2) The synonyms of *frank%1:13:00::* include *hot_dog%1:13:01::*. The gloss (i.e., a smooth-textured sausage of minced beef or pork usually smoked; often served on a bread roll) of *frank%1:13:00::* have a correlation with *hot dog*, so it has the second highest probability score.

5.3 Analysis

Case study Table 4 shows the experimental results on several cases between PCPR and DANN. It is obvious to find a significant difference in homographic

Sentence	PCPR	DANN
He stole an invention and then told patent lies.	lies	patent
A thief who stole a calendar got twelve months.	-	months
Finding area is an integral part of calculus.	calculus	integral

Table 4. The cases of homographic puns (shown in bold) identified by PCPR and DANN models.

puns. The valid reason is that the rich semantic information is captured by DANN but forgotten by PCPR. In the first case, *patent* is predicted by the former but *lies* by the latter. We can infer that only considering pronunciation will introduce bias to the model, but the DANN could correct this bias caused

by insufficient information through introducing word senses. Except for words with more meanings like *get*, our model got the correct answer on almost every sample. Because these words have so many meanings, it is not a simple matter to find out exactly one definition of them.

Effect of Number of Word Senses Figure 4 shows the diverse results of the model with a different number of meanings. There is no doubt that the more word senses you use, the higher the *F1* score you will get. Meanwhile, to keep fair comparison, the hyperparameters we use are exactly the same as in the PCPR, such as phoneme embedding size d_p and attention size d_A .

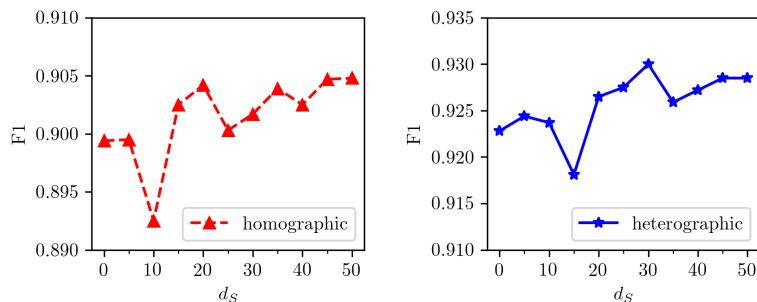


Fig. 4. Performance over different word sense number in homographic and heterographic puns.

6 Conclusions and Future Work

In this paper, we propose a novel SOTA model named DANN, which leverages word senses and pronunciation to solve pun location. Empirically, it outperforms previous methods that rely heavily on handcrafted features or another single characteristic. Moreover, we formulate pun interpretation as a classification task and construct pun-gloss pairs to solve it. The experiments show that this method achieves the new best performance with nearly 9.2% improvement in homographic puns. In the future, we plan to focus on exploring more effective ways to pun interpretation. Furthermore, due to the rich emotional information in puns, we want to incorporate it into sentiment analysis and text generation to make the machine look smarter.

Acknowledgements. We thank the anonymous reviewers for their thoughtful comments. This work has been supported by Shanghai Transsion Co., Ltd.

References

1. Bengio, S., Heigold, G.: Word embeddings for speech recognition (2014)
2. Cai, Y., Li, Y., Wan, X.: Sense-aware neural models for pun location in texts. In: Proceedings of the 56th Annual Meeting of the Association for Computational Linguistics (Volume 2: Short Papers). pp. 546–551. Association for Computational Linguistics, Melbourne, Australia (Jul 2018). <https://doi.org/10.18653/v1/P18-2087>, <https://aclanthology.org/P18-2087>
3. Church, K., Hanks, P.: Word association norms, mutual information, and lexicography. *Computational linguistics* **16**(1), 22–29 (1990)
4. Devlin, J., Chang, M.W., Lee, K., Toutanova, K.: Bert: Pre-training of deep bidirectional transformers for language understanding. arXiv preprint arXiv:1810.04805 (2018)
5. Doogan, S., Ghosh, A., Chen, H., Veale, T.: Idiom savant at semeval-2017 task 7: Detection and interpretation of english puns. In: Proceedings of the 11th international workshop on semantic evaluation (SemEval-2017). pp. 103–108 (2017)
6. Feng, J., Sevgili, Ö., Remus, S., Ruppert, E., Biemann, C.: Supervised pun detection and location with feature engineering and logistic regression. In: Swiss-Text/KONVENS (2020)
7. Huang, L., Sun, C., Qiu, X., Huang, X.: Glossbert: Bert for word sense disambiguation with gloss knowledge. arXiv preprint arXiv:1908.07245 (2019)
8. Indurthi, V., Oota, S.R.: Fermi at semeval-2017 task 7: Detection and interpretation of homographic puns in english language. In: Proceedings of the 11th international workshop on semantic evaluation (SemEval-2017). pp. 457–460 (2017)
9. Kao, J.T., Levy, R., Goodman, N.D.: The funny thing about incongruity: A computational model of humor in puns. In: Proceedings of the Annual Meeting of the Cognitive Science Society. vol. 35 (2013)
10. Mao, J., Wang, R., Huang, X., Chen, Z.: Compositional semantics network with multi-task learning for pun location. *IEEE Access* **8**, 44976–44982 (2020)
11. Miller, T., Gurevych, I.: Automatic disambiguation of English puns. In: Proceedings of the 53rd Annual Meeting of the Association for Computational Linguistics and the 7th International Joint Conference on Natural Language Processing (Volume 1: Long Papers). pp. 719–729. Association for Computational Linguistics, Beijing, China (2015)
12. Miller, T., Hempelmann, C., Gurevych, I.: SemEval-2017 task 7: Detection and interpretation of English puns. In: Proceedings of the 11th International Workshop on Semantic Evaluation (SemEval-2017). pp. 58–68. Association for Computational Linguistics, Vancouver, Canada (Aug 2017). <https://doi.org/10.18653/v1/S17-2005>, <https://aclanthology.org/S17-2005>
13. Oele, D., Evang, K.: Buzzsaw at semeval-2017 task 7: Global vs. local context for interpreting and locating homographic english puns with sense embeddings. In: Proceedings of the 11th International Workshop on Semantic Evaluation (SemEval-2017). pp. 444–448 (2017)
14. Pedersen, T.: Duluth at semeval-2017 task 7: Puns upon a midnight dreary, lexical semantics for the weak and weary. arXiv preprint arXiv:1704.08388 (2017)
15. Sevgili, Ö., Ghotbi, N., Tekir, S.: N-hance at semeval-2017 task 7: A computational approach using word association for puns. In: Proceedings of the 11th international workshop on semantic evaluation (SemEval-2017). pp. 436–439 (2017)
16. Vaswani, A., Shazeer, N., Parmar, N., Uszkoreit, J., Jones, L., Gomez, A.N., Kaiser, L., Polosukhin, I.: Attention is all you need. In: Advances in neural information processing systems. pp. 5998–6008 (2017)

17. Vechtomova, O.: Uwaterloo at semeval-2017 task 7: Locating the pun using syntactic characteristics and corpus-based metrics. In: Proceedings of the 11th international workshop on semantic evaluation (SemEval-2017). pp. 421–425 (2017)
18. Xiu, Y., Lan, M., Wu, Y.: Ecnu at semeval-2017 task 7: Using supervised and unsupervised methods to detect and locate english puns. In: Proceedings of the 11th international workshop on semantic evaluation (SemEval-2017). pp. 453–456 (2017)
19. Yang, D., Lavie, A., Dyer, C., Hovy, E.: Humor recognition and humor anchor extraction. In: Proceedings of the 2015 Conference on Empirical Methods in Natural Language Processing. pp. 2367–2376 (2015)
20. Zhou, Y., Jiang, J.Y., Zhao, J., Chang, K.W., Wang, W.: “the boating store had its best sail ever”: Pronunciation-attentive contextualized pun recognition. In: Proceedings of the 58th Annual Meeting of the Association for Computational Linguistics. pp. 813–822. Association for Computational Linguistics, Online (Jul 2020). <https://doi.org/10.18653/v1/2020.acl-main.75>, <https://aclanthology.org/2020.acl-main.75>
21. Zou, Y., Lu, W.: Joint detection and location of english puns (2019)