

## Subnetwork Constraints for Tighter Upper Bounds and Exact Solution of the Clique Partitioning Problem

Alexander Belyi · Stanislav Sobolevsky ·  
Alexander Kurbatski · Carlo Ratti

Received: date / Accepted: date

**Abstract** We consider a variant of the clustering problem for a complete weighted graph. The aim is to partition the nodes into clusters maximizing the sum of the edge weights within the clusters. This problem is known as the clique partitioning problem, being NP-hard in the general case of having edge weights of different signs. We propose a new method of estimating an upper bound of the objective function that we combine with the classical branch-and-bound technique to find the exact solution. We evaluate our approach on a broad range of random graphs and real-world networks. The proposed approach provided tighter upper bounds and achieved significant convergence speed improvements compared to known alternative methods.

**Keywords** Clustering · Graphs · Clique partitioning problem · Upper bounds · Exact solution · Branch and bound · Linear programming

**Mathematics Subject Classification (2000)** 05C85 · 68T09 · 68R10 · 90C35 · 90C90 · 91C20

---

Alexander Belyi, Corresponding author  
Senseable City Lab, FM IRG, SMART Centre, Singapore  
Faculty of Applied Mathematics and Computer Science, Belarusian State University, Minsk, Belarus alexander.belyi@gmail.com

Stanislav Sobolevsky  
Center for Urban Science and Progress, New York University, Brooklyn, NY, USA  
Senseable City Lab, Massachusetts Institute of Technology, Cambridge, MA, USA  
Institute Of Design And Urban Studies of The National Research University ITMO, Saint-Petersburg, Russia sobolevsky@nyu.edu

Alexander Kurbatski  
Faculty of Applied Mathematics and Computer Science, Belarusian State University, Minsk, Belarus kurb@unibel.by

Carlo Ratti  
Senseable City Lab, Massachusetts Institute of Technology, Cambridge, MA, USA  
ratti@mit.edu

## 1 Introduction

Clustering is one of the fundamental problems in data analysis and machine learning [1]. In general terms, clustering means grouping similar objects together. At the same time, many real-world systems could be represented as networks [2] or graphs. Traditionally, word graph refers to the mathematical model of the underlying network, but we will use these terms interchangeably as synonyms. Graphs are a powerful mathematical model often used to study a broad range of objects and their relations. So, clustering of real-world objects is often modeled and formulated mathematically as clustering of vertices of a graph. If it is possible to quantify the similarity between objects, one can construct a complete graph, where vertices correspond to the objects, and edge weights represent their similarity. In this case, the clustering problem could be formulated as a clique partitioning problem [3,4].

Formally, given a complete weighted graph, the clique partitioning problem (CPP) is to find such a partition of vertices into groups (or clusters or modules) that maximizes the sum of weights of edges connecting vertices within the same groups. Obviously, this problem is only not trivial when the graph has both positive and negative edge weights.

In a more general case, when a system could still be represented as a network of connections between nodes but similarities between objects are not given, the clustering problem spawned a separate field of research known as community detection in networks [5]. There are many approaches to community detection, but one of the most widely adopted is to define a similarity or a strength of the connection between nodes and then optimize the sum of these strengths within clusters. Probably the most well-known quality function of such partitioning is modularity [6,7,8]. For each pair of nodes, a modularity score is defined as a normalized difference between actual edge weight and expected weight in a random graph that preserves node degrees. Modularity of a partition is then just a sum of modularity scores of pairs of nodes placed in the same cluster. If partitioning is done via optimization of such a quality function without relying on its properties, finding an optimal partition becomes exactly the clique partitioning problem in a graph whose edge weights correspond to modularity scores.

There are many real-world applications of CPP. The most famous, including those studied in original works by Grötschel and Wakabayashi [3], come from biology, group technology [9,10], and transportation [11]. Community detection done through modularity maximization solved as CPP could apply to areas ranging from geo-informatics [12,13] and tourism management [14] to biochemistry [15] and the study of social networks [6]. The practical usefulness of the problem continues to attract researchers' attention. However, solving CPP is hard.

NP-hardness of CPP was known since [16]. And the same result was proven recently for modularity maximization too [17]. Thus, most of the scholars' efforts have been aimed at developing heuristic approaches that allow finding relatively good solutions relatively quickly. Among such approaches were simulated annealing and tabu search [18], ejection chain and Kernighan-Lin heuristic [19], noising method [20], neighborhood search [21,22], iterative tabu search [23], and their combinations [24]. Usually, graphs considered in operational research are not too big, comprising hundreds to a few thousands of nodes, and the quality of approximate solutions is high [25,26]. At the same time, in network science, graphs could be extremely large, spanning over millions of nodes. Therefore, an extensive search

for the solutions close to optimal is not feasible for such networks, and often methods able to provide reasonably good solutions in manageable time are favored [27]. However, some methods try to stay within reasonable time limits while delivering solutions close to optimal [28].

Given the NP-hardness of CPP, exact solutions are rarely proposed. Most of the existing approaches utilize the branch-and-bound method [19,29] or cutting plane technique [3,9]. Many use both methods through the means of optimization software packages that internally implement them. Usually, such works propose some extra steps to make the problem easier to solve with standard packages [30,31]. A few approaches were proposed for slight variations of CPP, like branch-and-price for the capacitated version [32] or branch-and-price-and-cut method for CPP with minimum clique size requirement [33]. Integer programming models for clustering proved to be a useful tool [34]. And the vast majority of approaches try to solve CPP formulated as an integer linear programming (ILP) problem [3,9,30]. Researchers used similar methods in network science to maximize modularity [35,36,31]. In their seminal work, Agarwal and Kempe [35] proposed solving the relaxation of ILP to linear programming (LP) problem and then rounding solution to integers. They described a rounding algorithm that can provide a feasible solution to the initial problem, which (after applying local-search post-processing) in many cases could be good enough [35]. Studies in community detection showed that finding the upper bound on achievable modularity could be useful by itself, and a few approaches were proposed recently [37,38].

In this work, we present a new method for finding an upper bound on values that the objective function of CPP could reach. By developing the idea proposed in [38] further, we base our approach on combining known upper bounds of small subnetworks. We describe how to use obtained upper bounds to construct the exact solution of CPP. The proposed method is similar to the algorithm of Jaehn and Pesch [29] and its further development in [39]. But by significantly improving the upper bound's initial estimates and recalculation procedure, it achieves a decrease of a couple of orders of magnitude in computational complexity and execution time. Moreover, we show that our algorithm can find exact solutions to problems that the algorithm from [29] could not. In the end, we discuss possible directions of future research and show how adding new subnetworks could improve upper bound estimates.

## 2 Problem Formulation and Existing Solution Approaches

### 2.1 Clique Partitioning and Modularity

We consider the following problem. Given a complete weighted undirected graph  $G = (V, E, W)$ , where  $V = \{1 \dots n\}$  is a set of vertices,  $E = V \times V -$  a set of edges,  $W = \{w_{ij} \in \mathbb{R} | (i, j) \in E\}$  is a set of weights of edges, find such a partition  $C(v) = c_v \in \mathbb{N}$  of its vertices  $V$  into clusters that sum of edge weights connecting vertices within the same cluster is maximal  $\sum_{i \leq j | c_i = c_j} w_{ij} \rightarrow \max$ . Note that if graph  $G$  has loop edges, they contribute a fixed value equal to the sum of their weights, and this value does not depend on a partition. So, to make the reasoning simpler and without loss of generality, we will only consider graphs without self-loops in the rest of the article. Sometimes such a graph could be constructed

directly from a real-world problem, like in [3, 11, 9]. However, in most other cases, one needs to use one of the community detection methods to cluster a real-world network.

Quite a few new methods and ideas for solving CPP were initially developed for community detection and, in particular, for modularity maximization. As we mentioned in the Introduction, one of the most popular approaches to community detection is to maximize (possibly some variant of) modularity function. In its classical form, modularity of partition  $C$  of (possibly directed weighted) network  $G' = (V, E', W')$ , where  $W' = \{w_{\overline{ij}} \in \mathbb{R} \mid (i, j) \in E'\}$ , is defined as:

$$Q = \frac{1}{T} \sum_{i,j \mid c_i=c_j} \left( w_{\overline{ij}} - \frac{s_i^{in} s_j^{out}}{T} \right)$$

where  $T = \sum_{i,j} w_{\overline{ij}}$ ,  $s_i^{in} = \sum_j w_{\overline{ij}}$ ,  $s_j^{out} = \sum_i w_{\overline{ij}}$ . The best partition is then the one that maximizes function  $Q$ . It is easy to see that this is a special case of the clique partitioning problem for a complete graph  $G = (V, E, W)$ , whose vertices are the same as of the original network  $G'$ , but every pair of them is connected by an edge with weight  $w_{ij} = \left( \frac{w_{\overline{ij}}}{T} - \frac{s_i^{in} s_j^{out}}{T^2} + \frac{w_{\overline{ij}}}{T} - \frac{s_j^{in} s_i^{out}}{T^2} \right)$ . We will refer to the sum  $\sum_{i < j \mid c_i=c_j} w_{ij}$  as partition quality function or CPP objective function and denote it as  $Q$ :

$$Q = \sum_{i < j \mid c_i=c_j} w_{ij} \quad (1)$$

We will say that in a given partition, an edge is *included* (because its weight is included in the sum in equation (1)) if it connects two nodes from the same cluster. Otherwise, we will say that it is *excluded*. Also, we use the words graph/network and vertex/node interchangeably here and through the rest of the text.

## 2.2 Linear Programming Formulation

Grötschel and Wakabayashi [3] showed that CPP can be formulated as the following integer linear programming problem. For every edge  $(i, j)$ , they define a binary variable  $x_{ij}$  that equals 1 when the edge is included and 0 otherwise. Then the objective of CPP is to

$$\begin{aligned} & \text{maximize } Q = \sum_{i < j} w_{ij} \cdot x_{ij}, \\ & \text{subject to } x_{ij} + x_{jk} - x_{ik} \leq 1, \text{ for all } 1 \leq i < j < k \leq n \\ & \quad x_{ij} - x_{jk} + x_{ik} \leq 1, \text{ for all } 1 \leq i < j < k \leq n \\ & \quad -x_{ij} + x_{jk} + x_{ik} \leq 1, \text{ for all } 1 \leq i < j < k \leq n \\ & \quad x_{ij} \in \{0, 1\}, \text{ for all } 1 \leq i < j \leq n. \end{aligned} \quad (2)$$

Constraints are called *triangle inequalities* and ensure consistency of partition, i.e., if both edges  $(i, j)$  and  $(j, k)$  are included, then edge  $(i, k)$  must be included too.

ILP formulation (2) has been employed by many algorithms for CPP and its variants. In their article, Grötschel and Wakabayashi [3] empirically showed that many constraints are not saturated in the optimal solution and are redundant

for the problem. More recently, Dinh and Thai [36] derived a set of redundant constraints in formulation (2) for modularity optimization, and later Miyauchi and Sukegawa [40] generalized Dinh and Thai's results to CPP. Recently, Miyauchi et al. [30] developed their idea further and proposed an ILP-based exact algorithm that solves a modified ILP problem and then performs simple post-processing to produce an optimal solution to the original problem.

Extending results from [4], Oosten et al. [9] studied the polytope of (2) and described new classes of facet-defining inequalities that could be used in a cutting plane algorithm. Sukegawa et al. [41] proposed a size reduction algorithm for (2) based on Lagrangian relaxation and pegging test. They showed that for some instances of CPP, their algorithm, which minimizes the duality gap, can find an exact solution. For the other cases, they provided an upper bound of the solution. As well explained in [37], knowing an upper bound is useful by itself. It allows, for example, to estimate how good a particular solution found by a heuristic is when solving the problem exactly is not feasible. And the most common way to obtain upper bounds is to solve problem (2) with relaxed integrity constraints. In this case, the problem becomes an LP problem and can be solved in polynomial time using existing methods [37].

Dorndorf and Pesch [19], and Jaehn and Pesch [29] did not use formulation (2). Instead, they approached CPP as a combinatorial optimization problem and employed constraint programming to solve it. In some sense, our approach combines these ideas. We will show how to obtain tight upper bounds by solving another linear programming problem and then use branch and bound to solve CPP.

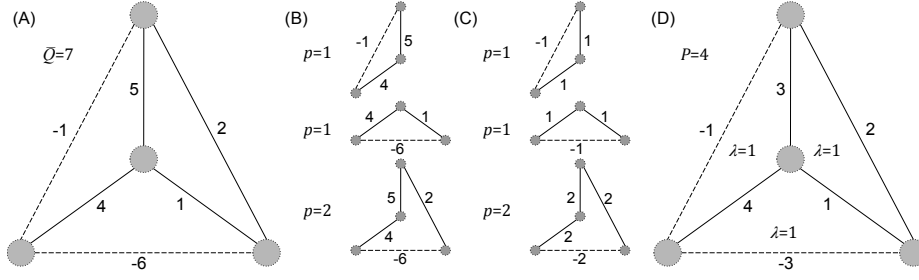
### 3 Upper Bound Estimation

In the general case of CPP, there is no theoretical limit on what values the quality function can get since edge weights could be arbitrarily large. For modularity scores, however, Brandes et al. [17] proved that  $-1/2 \leq Q \leq 1.0$ . In practice, though, for every network  $G$ , a *trivial upper bound*  $\bar{Q}(G)$  could be obtained simply as a sum of all positive edges plus negative self-loops if it has loop edges,

$$Q(G) \leq \sum_{w_{ij} > 0} w_{ij} + \sum_{w_{ii} < 0} w_{ii} = \bar{Q}(G) \quad (3)$$

But even this threshold is usually quite far above the actual maximum. To further reduce this upper bound, the authors of [29] used triples of vertices in which two edges are positive (i.e., have positive weights) and one is negative (i.e., has negative weight). However, their approach considered only edge-disjoint triples. In what follows, we are developing a similar idea and showing how it could be generalized much further. We show how any subgraph, for which we know the upper bound of its partition quality function, could be used to reduce the whole network's upper bound. Furthermore, we also show how to account for overlaps of such subgraphs. We start by introducing a few definitions (refer to figure 1 for examples).

**Definition 3.1** A *subnetwork* is a network built on a subset of nodes of the original network, where each edge  $(i, j)$  has weight  $w_{ij}^*$  such that  $|w_{ij}^*| \leq |w_{ij}|$  and  $w_{ij}^* \cdot w_{ij} \geq 0$  (i.e., weights of edges in subnetwork have the same sign as weights in the original network).



**Fig. 1** Illustration of definitions: A) Original network; B) Penalizing subnetworks (two triangles and a chain); C) Reduced subnetworks; D) Permissible linear combination with all weights  $\lambda$  equal to 1.

**Definition 3.2** *Subnetwork's penalty* is a difference between the trivial upper bound (sum of all negative loops plus all positive edge weights  $w_{ij}^*$  of the subnetwork) and the proven upper bound of quality function score of its partitions. A subnetwork with a positive penalty is called a *penalizing subnetwork* (see Figure 1B).

**Definition 3.3** A *resolved subnetwork* is a subnetwork for which a partition whose score matches the proven upper bound of quality function is known (making it a proven optimal partition).

**Definition 3.4** *Reduced subnetwork* of a given penalizing subnetwork  $S$  is a subnetwork of  $S$  having the same penalty as  $S$  (see Figure 1C).

**Definition 3.5** *Permissible linear combination*  $LS = \sum_k \lambda_k S_k$  of subnetworks  $S_k$  with non-negative coefficients  $\lambda_k$  is a subnetwork of the original network with all the same nodes and edge weights equal to linear combinations  $w_{ij}^* = \sum_k \lambda_k w_{ij}^{*k}$  of the corresponding weights  $w_{ij}^{*k}$  from the subnetworks  $S_k$ , provided that  $|w_{ij}^*| \leq |w_{ij}|$  and  $w_{ij}^* \cdot w_{ij} \geq 0$  (see Figure 1D).

Now it is easy to see that the following proposition holds:

**Lemma 3.1 (Summation lemma)** Consider a set of subnetworks  $\{S_1, S_2, \dots, S_m\}$  with proven penalties  $p_1, p_2, \dots, p_m$ , and their permissible linear combination  $LS = \sum_{k=1}^m \lambda_k S_k$  with non-negative  $\lambda_k$ . Then the penalty of  $LS$  is at least  $\sum_{k=1}^m \lambda_k p_k$ .

*Proof* Indeed, denote the proven upper bound estimate for the partition quality function of each subnetwork  $S_k$  as  $U_k$ . Then for any partition  $C$ , score  $Q(LS)$  of the  $LS$  can be expressed as  $Q(LS) = \sum_{i < j | c_i = c_j} w_{ij}^* = \sum_{i < j | c_i = c_j} \sum_k \lambda_k w_{ij}^{*k} = \sum_k \lambda_k \sum_{i < j | c_i = c_j} w_{ij}^{*k} = \sum_k \lambda_k Q(S_k)$  and then  $Q(LS) = \sum_k \lambda_k Q(S_k) \leq \sum_k \lambda_k U_k = \sum_k \lambda_k (\bar{Q}(S_k) - p_k) = \bar{Q}(LS) - \sum_k \lambda_k p_k$ , where  $\bar{Q}$  as before (see equation 3) denotes the trivial upper bound estimate for a corresponding subnetwork.  $\square$

Summation lemma allows us to prove a stronger result:

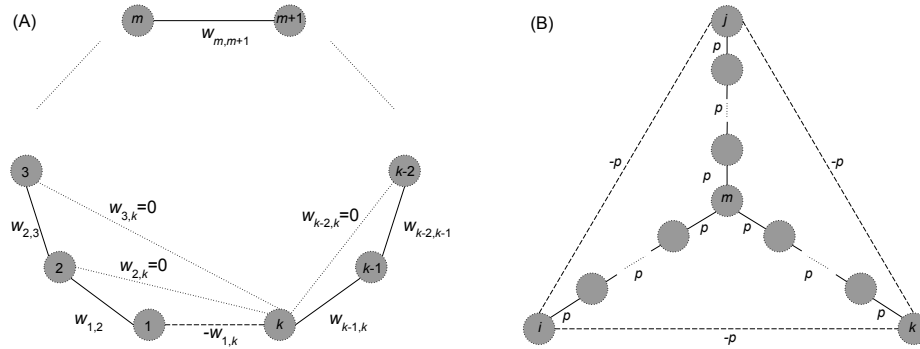
**Theorem 3.1** Consider a set of subnetworks  $\{S_1, S_2, \dots, S_m\}$  with proven penalties  $p_1, p_2, \dots, p_m$ , and their permissible linear combination  $LS = \sum_{k=1}^m \lambda_k S_k$  with non-negative  $\lambda_k$ . Then the penalty of the original network  $G$  is at least  $\sum_{k=1}^m \lambda_k p_k$ .

*Proof* Network  $G$  could be represented as a sum  $G = LS + R$  of  $LS$  and some residual subnetwork  $R$ , with edge weights  $w_{ij}^{*R} = w_{ij} - w_{ij}^*$ . For any partition,  $Q(G) = Q(LS) + Q(R)$ . And from summation lemma  $Q(LS) \leq \bar{Q}(LS) - \sum_k \lambda_k p_k$ . So  $Q(G) \leq Q(R) + \bar{Q}(LS) - \sum_k \lambda_k p_k \leq \bar{Q}(R) + \bar{Q}(LS) - \sum_k \lambda_k p_k = \bar{Q}(G) - \sum_k \lambda_k p_k$ .  $\square$

This result provides a framework for constructing tight upper bounds through combining proven penalties of smaller subnetworks. Having a set of penalizing subnetworks with their penalties, we can construct a linear programming problem to find the penalty of the whole network. LP problem could be formulated as follows:

$$\begin{aligned} & \text{maximize } P = \sum_{k=1}^m \lambda_k p_k, \\ & \text{subject to } \sum_{k=1}^m \lambda_k \left| w_{ij}^{*k} \right| \leq |w_{ij}|, \text{ for all } 1 \leq i < j \leq n. \end{aligned} \quad (4)$$

Constraints ensure that the linear combination of subnetworks is permissible. Note that this is not an integer problem and could be efficiently solved with a simplex method. A large penalty  $P$  found this way leads to a tight upper bound  $Q_{max} = \bar{Q} - P$ . We will describe two classes of penalizing subnetworks, which we call chains and stars.



**Fig. 2** Penalizing subnetworks: A) Chain; B) Star.

### 3.1 Chains

Our primary focus is on a particular case of resolved penalizing subnetworks that we call chains.

**Definition 3.6** A *chain* of length  $k$  is a subnetwork consisting of  $k$  nodes relabeled within a chain  $1^*, \dots, k^*$ , connected by positive edges  $(1^*, 2^*), (2^*, 3^*), \dots, ((k-1)^*, k^*)$  and a negative edge  $(1^*, k^*)$ . When  $k = 3$ , we call the chain a *triangle*. See figures 1 and 2A.

To show that chains are always resolved, we can show that it is always easy to find an optimal partition (and prove it). Indeed, in the optimal partition, either nodes  $1^*$  and  $k^*$  appear in the same cluster or different ones. In the first case, the negative edge  $(1^*, k^*)$  is included in the total score, and in the second case, one of the positive edges must be excluded. So, depending on which value is larger  $|w_{1^*, k^*}^*|$  or  $\min(w_{i^*, (i+1)^*}^* | i = 1, \dots, k-1)$ , the optimal split of the chain will be into one or two clusters with total score  $\sum_{i=1, \dots, k-1} w_{i^*, (i+1)^*}^* - \min(w_{1^*, 2^*}^*, \dots, w_{(k-1)^*, k^*}^*, |w_{k^*, 1^*}^*|)$ , where  $\min(w_{1^*, 2^*}^*, \dots, w_{(k-1)^*, k^*}^*, |w_{k^*, 1^*}^*|) = p$  is a penalty. Then to construct a reduced chain, we can set the weight of each positive edge to  $p$  and the weight of the negative edge to  $-p$ . Repeating the same reasoning, one can easily see that this chain has the same penalty  $p$ . In some sense, this is the best reduction possible because assigning a smaller absolute value to any weight in the original chain would lead to a smaller penalty.

Just considering chains gives us an algorithm for calculating upper bounds: consider as many chains as possible, reduce them, construct an LP problem, and solve it using the simplex method to obtain penalty  $P$ . Then the upper bound is the difference  $Q_{max} = \bar{Q} - P$ . By as many as possible, we mean as many as we can find, and a simplex method can handle in a reasonable time (in our experiments, we used all penalizing chains with three and four nodes). The following algorithm formalizes these steps.

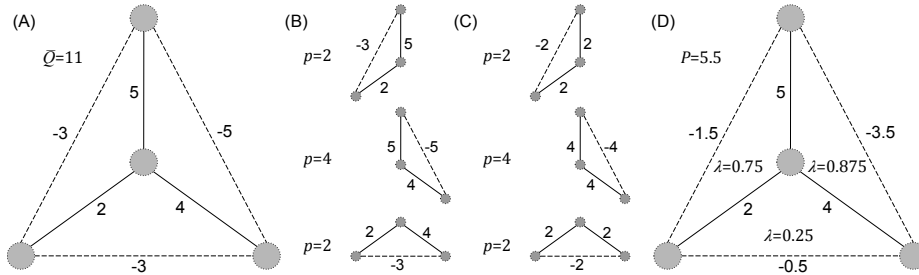
---

**Algorithm 1:** Calculate penalty by solving LP problem

---

**input** : Graph  $G$  represented as weight matrix  $w_{ij}$   
**output**: Penalty  $P$  and a set of penalizing chains  $Ch$

- 1 find all chains of length 3 and 4; // Using four nested loops
  - 2 construct LP problem ; // Using equations 4
  - 3 solve LP problem, obtaining total penalty  $P$  and weights of chains;
  - 4  $Ch$  = chains with positive weights;
  - 5 **return**  $P, Ch$ ;
- 



**Fig. 3** A network not resolvable by chains. Original network (A) has only three chains (B). After reducing them (C) and constructing optimal permissible linear combination (D) by solving an LP problem, the best penalty is 5.5. However, it is easy to see (by considering all possibilities) that the best partition of the original network has a score of 5 and a penalty of 6.

We note here that while adding more chains, in general, helps to construct better estimates of the upper bound, it is possible that even after considering all chains, the best penalty will not reach its maximum for the whole network. We show an example of such a network in Figure 3. Moreover, we proved that solution to relaxed problem (2) (i.e., when constraints  $x_{ij} \in \{0, 1\}$  are replaced



with  $x_{ij} \in [0, 1]$ ) always finds at least as tight upper bounds as considering only chains as penalizing subnetworks (see Appendix A). Nevertheless, we will show that chains alone can already give a tight upper bound for many networks while the resulting LP problem is smaller and faster to solve. Furthermore, the main advantage of our framework is that it allows us to use not only chains but any penalizing subnetworks.

### 3.2 Stars

To show an example of penalizing subnetworks that can help to construct upper bounds tighter than those found by solving the relaxed problem (2), we introduce one more class of penalizing subnetworks that we call *stars*. The intuition comes from the example in Figure 3. Consider three nodes  $i, j, k$  connected by negative edges and another node  $m$  such that there are non-overlapping simple paths from  $m$  to  $i, j$ , and  $k$  consisting only of positive edges (see Figure 2B). We define  $p$  as the minimum absolute value of edge weights. A penalizing reduced star is a network with these vertices and edge weights  $p$  for positive edges and  $-p$  for edges  $(i, j)$ ,  $(j, k)$ , and  $(i, k)$ . The solution of relaxed problem (2) for a star gives a penalty of  $1.5p$ . So it follows that the actual penalty is at least  $2p$ , and it is easy to see how it can be achieved. We use the following algorithm to find a set of penalizing stars:

---

#### Algorithm 2: Finding a set of penalizing stars

---

```

input : Graph  $G$  represented as weight matrix  $w_{ij}$ 
output: A set of penalizing stars  $S$ 

1 foreach triangle  $i, j, k$  with negative weights  $w_{ij}, w_{ik}, w_{jk}$  do // This could be
   done by 3 nested for loops
2   foreach node  $m$  do
3     find the shortest positive paths from  $m$  to  $i, j$  and  $k$ ;
4     if these paths do not overlap then
5        $p$  = minimum absolute edge weight among paths and  $w_{ij}, w_{ik}, w_{jk}$ ;
6       form a reduced star based on  $i, j, k, m$  and paths between them;
7       add formed star with penalty  $2p$  to  $S$ ;
8 return  $S$ ;

```

---

The time complexity of this algorithm is  $O(n^4 \cdot n^2) = O(n^6)$ , but if we store positive paths between all nodes, it reduces to  $O(n^4 \cdot \text{len}(\text{path})) = O(n^5)$  in the worst case.

## 4 Branch and Bound

Here we describe how to use the method proposed in the previous section inside a general branch-and-bound technique to solve CPP. In each step of branch and bound, we select an edge of the network and *fix* it, i.e., consider two possibilities: 1) This edge is *included*, i.e., lays within some cluster, so its weight is included in the total sum of quality function. So, two nodes that it connects belong to the same cluster in the final partition. 2) This edge is *excluded*, i.e., it connects nodes belonging to different clusters in the final partition, and so its weight is not included in the quality function score. In each of these two cases, we recalculate the estimate of what the quality function score could be, and if the upper bound is

equal or smaller than the value achieved by some already known feasible solution, then the case cannot lead to a better solution, so it is fathomed. Then, for each case that is not fathomed, the same steps are repeated recursively. This procedure creates a binary search tree that is being traversed depth-first.

There are a few things we need to consider at each step. First, we need to make sure that constraints imposed by edge inclusion or exclusion are not contradictory. That means we need to propagate transitivity condition: if edges between  $a$  and  $b$ , and  $b$  and  $c$  are included, then the edge between  $a$  and  $c$  must be included too; and if edge  $(a, b)$  is included and edge  $(b, c)$  is excluded, then edge  $(a, c)$  must be excluded. To ensure this, we use the following algorithm.

---

**Algorithm 3:** Transitivity constraints propagation

---

**input** : Graph  $G$ , set of already fixed edges for which transitivity is already satisfied, and a newly fixed edge  $(a, b)$   
**output**: Updated set of fixed edges

```

1 define four sets of vertices  $A, B, X, Y$ ;
2 foreach vertex  $u$  in graph  $G$  do
3   | if edge  $(u, a)$  is included then add  $u$  to  $A$ ;
4   | else if edge  $(u, a)$  is excluded then add  $u$  to  $X$ ;
5   | if edge  $(u, b)$  is included then add  $u$  to  $B$ ;
6   | else if edge  $(u, b)$  is excluded then add  $u$  to  $Y$ ;
7 if edge  $(a, b)$  is included then
8   | include all edges between vertices of  $A$  and  $B$ ;
9   | exclude all edges between vertices of  $A$  and  $Y$ ;
10  | exclude all edges between vertices of  $B$  and  $X$ ;
11 else
12  | exclude all edges between vertices of  $A$  and  $B$ ;
13 return updated set of fixed edges;
```

---

The time complexity of this algorithm is  $O(n^2)$ , where  $n = |V|$  is the number of nodes in  $G$  because the number of all possible edges between sets  $A, B, X, Y$  is not greater than the total number of edges, which is  $n(n-1)/2$ . However, in practice, in many cases, we do not need to fix many edges, so sets  $A, B, X, Y$  are small, and this algorithm runs in linear time.

A second consideration is that we want to update our upper bound estimate after each edge fixation. We do so by noting that if we include a negative or exclude a positive edge  $(i, j)$ , then  $|w_{ij}|$  should be added to the network's penalty, since  $Q \leq \bar{Q} - |w_{ij}|$  in this case. However, any fixation of edge  $(i, j)$  changes the penalties of some subnetworks in which it is present, so the penalty of each affected subnetwork needs to be recalculated. Fortunately, it is easy to do for chains and stars. If we include a negative edge or exclude a positive one, then adding  $|w_{ij}|$  to the network's total penalty entirely accounts for any penalty incurred by this edge in any chain containing it, so we should stop considering such chains. We do the same for stars, but the reason is a bit less apparent. We stop considering stars containing edge  $(i, j)$  because their penalties are accounted for by weight  $|w_{ij}|$  added to the total penalty and by penalties of chains that do not go through  $(i, j)$ . In contrast, if we exclude a negative or include a positive edge  $(i, j)$ , the total penalty is not affected directly. To account for such fixation, we need to exclude this edge from the constraints in LP formulation (4).

In our experiment, we implemented the branch-and-bound algorithm using only chains to calculate upper bounds. Separately, we implemented a version where we included stars to estimate the initial upper bound. In the rest of this section,

we will present algorithms for chains only. They could be easily generalized to use stars too. However, in our experiments, the benefit of tighter upper bound obtained from solving the LP problem with stars was offset by the larger LP problem that was slower to solve.

Moreover, it appeared that instead of solving the LP problem at each step, it is often expedient to use a much faster greedy technique that produces a bit less tight upper bounds. The idea is to use a good set of chains with their weights  $\lambda$  already found at previous steps, and instead of constructing and solving the LP problem for the whole network, construct a residual subnetwork  $R = G - LS$  and find new chains in it using just simple heuristic: find a chain and subtract it from  $R$  with weight  $\lambda = 1$ , then find another chain and subtract it, repeat this process, until there are no more chains. The following algorithm formalizes this.

---

**Algorithm 4:** Calculate penalty using heuristic
 

---

```

input : Graph  $G$ , set of fixed edges  $F$ , previous set of chains  $Ch$ 
output: Penalty  $P$  and a set of penalizing chains  $Ch$ 

1  define penalty  $P = 0$ ;
2  define a new set of chains  $Ch_{new} = \emptyset$ ;
3  foreach chain  $c$  with penalty  $p$  in  $Ch$  do
4    define boolean flag  $keep\_chain = \mathbf{true}$ ;
5    foreach edge  $(u, v)$  in  $c$  do
6      if  $(u, v)$  is included and  $w_{uv}^* < 0$  or  $(u, v)$  is excluded and  $w_{uv}^* > 0$  then
7         $keep\_chain = \mathbf{false}$ ;
8    if  $keep\_chain$  then
9       $Ch_{new} = Ch_{new} \cup \{c\}$ ; // Add  $c$  to new set of chains
10      $P = P + p$ ;
11     foreach not fixed edge  $(u, v)$  in  $c$  do
12       if  $w_{uv} > 0$  then  $w_{uv} = w_{uv} - p$ ;
13       else  $w_{uv} = w_{uv} + p$ ;

13 foreach  $len = 2$  to Infinity do
14   if there are no negative edges in positive connected components in  $G$  then break;
15   find all negative edges  $E_{neg}$  in  $G$ ;
16   foreach edge  $(u, v)$  in  $RandomShuffle(E_{neg})$  do
17     while  $w_{uv} < 0$  do
18        $path = FindShortestPositivePath(G, u, v)$ ; // simple BFS
19       if  $path$  length  $> len$  then break;
20       construct chain  $c$  from  $path$  and edge  $(u, v)$ ;
21       calculate penalty  $p$  of chain  $c$ ;
22       foreach not fixed edge  $(i, j)$  in  $path$  do  $w_{ij} = w_{ij} - p$ ;
23        $w_{uv} = w_{uv} + p$ ;
24        $P = P + p$ ;
25        $Ch_{new} = Ch_{new} \cup \{c\}$ ; // Add  $c$  to new set of chains

26 return  $P, Ch_{new}$ ;

```

---

This method works quickly, but it accumulates inefficiencies. To deal with them, after considering some number of levels in the branch-and-bound search tree, we still solve the complete LP problem to update chains and their weights. For that purpose, we can use a slightly adjusted algorithm 1 that takes into account fixed edges.

Now we are ready to present the main workhorse of branch and bound: a recursive function that explores each node of the tree, i.e., tries to include and exclude an edge and calls itself to explore the search tree further.

---

**Algorithm 5:** Recursive branching
 

---

```

input : Graph  $G$ , list of positive edges  $L$ , current edge index  $e$ , set of fixed edges  $F$ ,
         the best partition  $C$  found so far and its score  $Q_{min}$ , current recursion
         depth  $d$ 
output: New the best feasible partition and its quality score
1 while  $L[e]$  is fixed do  $e = e + 1$ ;
2 if  $e > |L|$  then // we have fixed all positive edges
3   | exclude all negative edges that are not fixed yet;
4   | return current partition, current  $Q$ ;
5 foreach {include edge  $L[e]$ , exclude edge  $L[e]$ } do
6   |  $F' = \text{UpdateFixedEdges}(G, F, L[e])$  ; // Algorithm 3
7   | define penalty  $P_0 = 0$ ;
8   | foreach edge  $(u, v)$  in set  $F'$  do
9   |   | if  $(u, v)$  is included and  $w_{uv} < 0$  or  $(u, v)$  is excluded and  $w_{uv} > 0$  then
10  |   |   |  $P_0 = P_0 + |w_{uv}|$ ;
11  |   | // every few steps we try to obtain higher penalty
12  |   | if  $d \bmod 4 == 0$  then
13  |   |   |  $P, Ch = \text{CalcPenaltyLP}(G, F')$  ; // Adjusted algorithm 1
14  |   |   | else
15  |   |   |  $P, Ch = \text{CalcPenaltyHeuristic}(G, F', Ch)$  ; // Algorithm 4
16  |   |   | if  $\bar{Q} - P_0 - P > Q_{min}$  then // Recursive call
17  |   |   |   |  $C, Q_{min} = \text{RecursiveBranching}(G, L, e + 1, F', C, Q_{min}, d + 1)$ ;
18 return  $C, Q_{min}$ ;

```

---

Two more notes before we can finally formulate the main procedure: 1) The order in which we consider edges influences performance quite a lot. However, calculating penalty change after fixing each edge on every step is too computationally expensive. So, we used edge weights as an approximation. The reasoning here is that excluding a heavy positive edge would cause a higher loss in partition score. 2) For some most simple cases, even the heuristic of algorithm 4 can already find an upper bound that matches a feasible solution proving its optimality. So to avoid spending time on solving the LP problem, we try a few times to calculate the initial upper bound using the heuristic. The following algorithm describes the main procedure of the branch-and-bound method that calls functions presented above to find a CPP solution.

---

**Algorithm 6:** Branch and bound
 

---

```

input : Graph  $G$ 
output: Optimal partition  $C$  and its quality score  $Q_{opt}$ 
1  $C, Q_{min} = \text{GetFeasibleSolution}(G)$  ; // Run heuristic
2 for  $i = 1$  to 3 do
3   |  $P, Ch = \text{CalcPenaltyHeuristic}(G, \emptyset, \emptyset)$  ; // Algorithm 4
4   | if  $\bar{Q} - P == Q_{min}$  then return  $C, Q_{min}$  ;
5  $P, Ch = \text{CalcPenaltyLP}(G)$  ; // Algorithm 1
6 if  $\bar{Q} - P == Q_{min}$  then return  $C, Q_{min}$  ;
7  $L =$  positive edges of  $G$  sorted in decreasing order of weight;
8  $C, Q_{opt} = \text{RecursiveBranching}(G, L, 1, \emptyset, C, Q_{min}, 1)$  ; // Algorithm 5
9 return  $C, Q_{opt}$ ;

```

---

## 5 Computational Experiment

We considered both proprietary solvers and open source solutions to solve the LP problem that arises when calculating the upper bound estimate. Based on the comparison results of some of the most popular open-source solvers [42] we picked COIN\_OR CLP [43] as an open-source candidate for our experiments. Then, after it showed results similar and often even better than proprietary solutions, we stayed with it as our linear programming solver. Another argument in favor of an open-source solution was that we wanted the results of our research to be freely available to everyone<sup>1</sup>. To find an initial solution of CPP, we used the algorithm Combo [28] whose source code is also freely available. All programs were implemented in C++, compiled using g++ compiler, and run under Ubuntu Linux 20.04 on a laptop with 3.7 GB RAM and 2.67 GHz CPU.

Among the recent works, there are two methods for solving CPP exactly that show the best results. Our method extends and improves upon the one by Jaehn and Pesch [29]. The other one is by Miyauchi et al. [30]. Their main idea was in providing a way to significantly reduce the number of constraints in problem (2) for networks with many zero-weight edges. So they tested their algorithm only on networks with many zero-weight edges, which is the hard case for our method because a chain cannot be penalizing if it has non-fixed edges with weight zero. Thus, the comparison with their results would be unfair. Therefore we mostly adopted the testing strategy of Jaehn and Pesch [29] and compared results with their method, which is much more similar in spirit to ours.

We tested our approach on both real-world and artificial networks. The real-world networks were collected from previous studies found in the literature, and artificial networks are random graphs generated according to specified rules. In [29], the authors consider two sets of real-world networks. The first set studied in [3] was obtained by reducing an object clustering problem to CPP. Some of the networks from [3] were published in the article’s appendix, but some were just referenced, so we could not find Companies network. For the network UNO, we got the same results as in [3], and they are slightly different from the results of [29], probably because of the typo in the data. This issue was mentioned in [29]. We present results for these networks in table 1. In all the tables that follow: in column Nodes, we show the number of nodes considered by the branch-and-bound technique;  $t$  indicates execution time in seconds;  $n$  is the network’s size;  $\bar{Q}$  is a trivial upper bound estimate (3);  $Q_{min}$  represents the initial value obtained by a heuristic (Combo in our case);  $Q_{max}$  is the upper bound obtained on the first step by using penalizing chains in our algorithm and using triangles in [29];  $Q_{opt}$  is the optimal solution; asterisk \* indicates results of the algorithm proposed here; better values are shown in bold.

Network	n	$\bar{Q}$	$Q_{max}^*$	$Q_{max}$	$Q_{opt}$	Nodes*	Nodes	$t^*$ (s)	$t$ (s)
Wild cats	30	1 400	<b>1 304.0</b>	1 328	1 304	<b>0</b>	92	<b>0.01</b>	0.03
Cars	33	1 748	<b>1 501.0</b>	1 589	1 501	<b>0</b>	425	0.16	<b>0.08</b>
Workers	34	1 233	<b>964.5</b>	1 020	964	<b>30</b>	2 028	0.44	<b>0.32</b>
Cetacea	36	998	<b>967.0</b>	969	967	<b>0</b>	1	<b>0.00</b>	0.01
Micro	40	1 362	<b>1 034.0</b>	1 116	1 034	<b>0</b>	21 101	<b>0.12</b>	3.16
UNO	54	918	798.0	785	798	<b>0</b>	61	0.37	<b>0.04</b>
UNO 1a	158	12 322	12 197.0	12 197	12 197	<b>0</b>	0	0.29	<b>0.08</b>

<sup>1</sup> Our code is available at <https://github.com/Alexander-Belyi/best-partition>

UNO 1b	139	11 859	11 775.0	11 775	11 775	0	0	0.06	0.06
UNO 2a	158	73 178	<b>72 820.0</b>	72 874	72 820	<b>0</b>	133	<b>0.13</b>	0.20
UNO 2b	145	72 111	<b>71 818.0</b>	71 840	71 818	<b>0</b>	141	<b>0.08</b>	0.16

Table 1: Results of evaluation on the first set of real-world networks compiled by Grötschel and Wakabayashi [3] compared with results from [29].

It could be seen that all instances were solved by our method within a second. Combo had already found the optimal solution, and our method was applied only to prove its optimality. There are a few cases where the method from [29] was faster due to the quick heuristic they use to construct upper bounds, while our approach had to solve the LP problem. However, we would notice that we did not have to use branch and bound for any network except Workers because the constructed upper bound was already equal to the lower bound found by Combo.

The second set of real-world networks arises from a part to machine assignment problem, which is often encountered in group technology, and was studied in [9]. Unfortunately, Oosten et al. did not publish their networks and only provided citations to sources. Nevertheless, we were able to obtain five out of seven networks considered in [9]. These networks are particularly hard to solve because they are bipartite, which means that every triple of nodes has an edge with zero weight, so there are no triangles. Just as [9] and [29], we quickly solved three easy problems, but unlike them, we also solved MCC and BOC problems. Summary statistics are present in table 2, but neither [9] nor [29] reported their execution time.

Network	n	$\bar{Q}$	$Q_{max}$	$Q_{opt}$	Nodes	$t$ (s)
KKV	24	32	23.0	23	24	0.03
SUL	31	71	48.0	46	8	0.07
SEI	33	77	55.7	54	34	0.16
MCC	40	85	56.7	43	19 233	179.84
BOC	59	126	84.0	67	102 787	2 276.18

Table 2: Results of evaluation on the second set of real-world networks compiled by Oosten et al. [9].

To generate random graphs, we repeated the procedures described in [29]. Similarly, we created four sets of random graphs. The first set consists of graphs with  $n$  vertices where  $n$  ranges from 10 to 20. Edge weights were selected uniformly from the range  $[-q, q]$ . For every  $n$  and every  $q$  from a set  $\{1, 2, 3, 5, 10, 50, 100\}$  we generated five random graphs, resulting in 35 graphs for each  $n$  or 385 graphs in total. Results for this set are shown in table 3. Each value represents a sum over 35 instances. Because our networks are different from those generated in [29], instead of showing absolute values of the objective function, we divided  $\bar{Q}$ ,  $Q_{min}$ , and  $Q_{max}$  by  $Q_{opt}$  and present relative numbers.

n	$\bar{Q}^*$	$\bar{Q}$	$Q_{min}^*$	$Q_{min}$	$Q_{max}^*$	$Q_{max}$	Nodes*	Nodes	$t^*$ (s)	$t$ (s)
10	1.720	1.764	<b>1.000</b>	0.994	<b>1.006</b>	1.226	<b>87</b>	1 205	<b>0.04</b>	0.05
11	1.819	1.831	<b>0.999</b>	0.988	<b>1.014</b>	1.272	<b>273</b>	4 236	<b>0.08</b>	0.13
12	1.758	1.932	<b>1.000</b>	0.993	<b>1.010</b>	1.305	<b>350</b>	7 577	<b>0.13</b>	0.18
13	2.014	1.867	<b>0.996</b>	0.986	<b>1.047</b>	1.287	<b>761</b>	20 005	<b>0.30</b>	0.47
14	2.006	1.971	<b>0.995</b>	0.983	<b>1.041</b>	1.355	<b>1 247</b>	50 101	<b>0.48</b>	1.28
15	2.065	2.071	<b>0.998</b>	0.996	<b>1.063</b>	1.367	<b>1 752</b>	185 336	<b>0.81</b>	5.26
16	2.119	2.043	0.994	<b>0.999</b>	<b>1.099</b>	1.341	<b>4 926</b>	499 569	<b>2.27</b>	16.3

17	2.154	2.189	0.996	<b>0.997</b>	<b>1.080</b>	1.419	<b>8 230</b>	4 186 427	<b>3.73</b>	155
18	2.226	2.230	<b>0.995</b>	0.993	<b>1.118</b>	1.433	<b>19 448</b>	9 811 533	<b>11.08</b>	466
19	2.183	2.236	<b>0.999</b>	0.994	<b>1.095</b>	1.439	<b>35 622</b>	37 572 347	<b>20.09</b>	1849
20	2.313	2.251	<b>0.996</b>	0.988	<b>1.162</b>	1.440	<b>66 163</b>	185 321 420	<b>45.52</b>	11299

Table 3: Results of evaluation on the first set of random graphs compared with results from [29].

As it could be seen from the table, for this set of random graphs, our approach significantly outperformed [29] on networks of all sizes. While trivial estimates are pretty close, indicating that generated random instances were quite similar, our estimates of upper bounds were always more than 20% close to the optimal solution. For the largest instances with 20 nodes, our approach considered about 3,000 times fewer nodes and completed more than 200 times faster.

Graphs in the second set were generated using a procedure that is supposed to resemble the process of creating similarity networks from [3]. For every graph with  $n$  vertices, we fixed a parameter  $p$ . Then, for each vertex, we created a binary vector of length  $p$ , picking 0 or 1 with an equal probability of 0.5. The weight of the edge between vertices  $i$  and  $j$  was set to  $p$  minus doubled number of positions where vectors of  $i$  and  $j$  differ. As in [29], for each  $n$  from 10 to 24 and  $p$  from the set  $\{1, 2, 3, 5, 10, 50, 100\}$  we generated 5 instances of random graphs. We show results for this set in table 4. Each value represents a sum over 35 instances.

n	$\bar{Q}^*$	$\bar{Q}$	$Q_{min}^*$	$Q_{min}$	$Q_{max}^*$	$Q_{max}$	Nodes*	Nodes	$t^*$ (s)	$t$ (s)
10	1.370	1.387	<b>1.000</b>	0.985	<b>1.004</b>	1.122	<b>28</b>	488	<b>0.01</b>	0.04
11	1.427	1.476	<b>0.999</b>	0.995	<b>1.003</b>	1.177	<b>87</b>	962	<b>0.04</b>	0.05
12	1.466	1.421	0.998	<b>1.000</b>	<b>1.011</b>	1.149	<b>180</b>	972	0.06	<b>0.05</b>
13	1.480	1.437	<b>0.998</b>	0.997	<b>1.005</b>	1.144	<b>103</b>	2 178	<b>0.05</b>	0.08
14	1.522	1.516	<b>0.997</b>	0.991	<b>1.006</b>	1.173	<b>266</b>	6 158	<b>0.12</b>	0.19
15	1.523	1.546	<b>0.999</b>	0.995	<b>1.011</b>	1.178	<b>252</b>	7 819	<b>0.14</b>	0.22
16	1.560	1.541	<b>0.998</b>	0.992	<b>1.013</b>	1.181	<b>742</b>	21 752	<b>0.37</b>	0.71
17	1.560	1.569	<b>0.998</b>	0.988	<b>1.011</b>	1.188	<b>744</b>	138 305	<b>0.42</b>	5.08
18	1.553	1.575	<b>1.000</b>	0.992	<b>1.009</b>	1.195	<b>408</b>	160 195	<b>0.40</b>	6.52
19	1.617	1.592	<b>0.998</b>	0.987	<b>1.022</b>	1.214	<b>1 903</b>	1 389 759	<b>1.25</b>	66.4
20	1.602	1.630	<b>0.999</b>	0.986	<b>1.009</b>	1.228	<b>1 024</b>	2 598 775	<b>1.10</b>	136
21	1.640	1.631	<b>0.998</b>	0.983	<b>1.019</b>	1.229	<b>1 521</b>	11 977 231	<b>1.95</b>	741
22	1.708	1.639	<b>1.000</b>	0.990	<b>1.030</b>	1.232	<b>5 117</b>	14 413 288	<b>5.16</b>	962
23	1.691	1.632	<b>0.998</b>	0.992	<b>1.034</b>	1.218	<b>9 129</b>	25 313 750	<b>8.12</b>	1 805
24	1.724	1.728	<b>0.999</b>	0.984	<b>1.042</b>	1.269	<b>19 580</b>	778 958 420	<b>20.24</b>	67 034

Table 4: Results of evaluation on the second set of random graphs compared with results from [29].

Again, we can see that our approach gave a very significant speedup for larger instances compared to [29]. Comparable execution time for smaller instances, and even longer running time for networks of size 12 could be explained by the simplicity of these networks, where even straightforward but fast methods work well.

The third set consists of graphs created using the same procedure as for the first set, but then the weight of each edge was set to zero with 40% probability for the first subset (table 5) and 80% for the second subset (table 6).

n	$\bar{Q}^*$	$\bar{Q}$	$Q_{min}^*$	$Q_{min}$	$Q_{max}^*$	$Q_{max}$	Nodes*	Nodes	$t^*$ (s)	$t$ (s)
10	1.327	1.468	<b>1.000</b>	0.987	<b>1.000</b>	1.153	<b>0</b>	388	<b>0.00</b>	0.01
11	1.374	1.494	<b>0.998</b>	0.985	<b>1.004</b>	1.173	<b>34</b>	810	0.01	0.01
12	1.489	1.498	<b>1.000</b>	0.983	<b>1.001</b>	1.167	<b>38</b>	2 442	<b>0.02</b>	0.04
13	1.517	1.513	<b>0.998</b>	0.988	<b>1.014</b>	1.192	<b>136</b>	5 128	<b>0.03</b>	0.09
14	1.566	1.492	<b>0.998</b>	0.990	<b>1.020</b>	1.184	<b>169</b>	4 836	<b>0.06</b>	0.08
15	1.638	1.616	<b>0.998</b>	0.983	<b>1.019</b>	1.243	<b>262</b>	25 647	<b>0.07</b>	0.54
16	1.703	1.696	<b>0.990</b>	0.986	<b>1.019</b>	1.267	<b>1 257</b>	54 728	<b>0.39</b>	1.38
17	1.699	1.750	<b>0.998</b>	0.975	<b>1.016</b>	1.307	<b>882</b>	140 765	<b>0.27</b>	3.93
18	1.736	1.699	<b>0.992</b>	0.974	<b>1.025</b>	1.263	<b>2 219</b>	382 507	<b>0.66</b>	11.59
19	1.736	1.800	<b>0.995</b>	0.984	<b>1.018</b>	1.315	<b>2 329</b>	1 469 527	<b>0.86</b>	55.69
20	1.864	1.850	<b>0.994</b>	0.985	<b>1.048</b>	1.326	<b>4 443</b>	3 195 924	<b>1.71</b>	114

Table 5: Results of evaluation on the third set of random graphs with 40% probability of edge weight being set to zero compared with results from [29].

n	$\bar{Q}^*$	$\bar{Q}$	$Q_{min}^*$	$Q_{min}$	$Q_{max}^*$	$Q_{max}$	Nodes*	Nodes	$t^*$ (s)	$t$ (s)
10	1.064	1.060	<b>1.000</b>	0.992	<b>1.000</b>	1.037	<b>0</b>	30	0.00	0
11	1.061	1.067	1.000	1.000	<b>1.000</b>	1.013	<b>0</b>	14	0.00	0
12	1.079	1.050	<b>0.997</b>	0.995	<b>1.000</b>	1.006	<b>12</b>	55	0.00	0
13	1.093	1.088	<b>1.000</b>	0.977	<b>1.000</b>	1.023	<b>3</b>	167	<b>0.00</b>	0.01
14	1.074	1.048	<b>1.000</b>	0.999	<b>1.000</b>	1.019	<b>0</b>	71	0.00	0
15	1.101	1.110	<b>1.000</b>	0.982	<b>1.001</b>	1.059	<b>6</b>	472	<b>0.00</b>	0.01
16	1.133	1.135	<b>1.000</b>	0.979	<b>1.000</b>	1.062	<b>0</b>	720	<b>0.00</b>	0.01
17	1.174	1.114	<b>1.000</b>	0.989	<b>1.020</b>	1.080	<b>38</b>	789	<b>0.01</b>	0.02
18	1.159	1.143	<b>0.995</b>	0.985	<b>1.004</b>	1.082	<b>44</b>	979	<b>0.01</b>	0.02
19	1.148	1.195	<b>1.000</b>	0.985	<b>1.003</b>	1.108	<b>10</b>	2 601	<b>0.00</b>	0.06
20	1.164	1.147	<b>1.000</b>	0.986	<b>1.028</b>	1.072	<b>96</b>	2 423	<b>0.02</b>	0.05

Table 6: Results of evaluation on the third set of random graphs with 80% probability of edge weight being set to zero compared with results from [29].

These subsets appeared to be the easiest to solve. Here again, our method was faster than the algorithm from [29] but by a smaller margin. Primarily because for such an easy set, there was little room for improvement. While the simplicity of this set for both methods is surprising because the abundance of zero-weight edges means fewer triangles and chains, our results confirm the conclusion from [29] that zeroing out edges at random only makes instances easier to solve.

As we mentioned in section 4, we used only chains to estimate upper bounds in our algorithms. However, as we proved in corollary A.1, this approach cannot provide an upper bound tighter than the solution of the relaxed problem (2). To show how our method could be extended, we did an experiment where we also used stars to estimate upper bounds. We applied our algorithm to maximize modularity of two well-studied real-world networks: a social network of frequent associations between 62 dolphins [44] and a co-appearance network of characters in Les Misérables novel [45]. It took a couple of minutes to construct a set of stars and to solve the initial LP problem. However, for both networks, found solutions ( $Q_{max}$ ) were already equal to the feasible solutions found by Combo, which proved their optimality, while the solutions of relaxed problem (2) give higher values of upper bounds [37]. These results make us believe that further improvements to our algorithm will allow us to achieve even better performance for more difficult networks.



## 6 Conclusions

We propose a two-stage heuristic, providing an efficient solution for the clique partitioning problem in some cases. First, we define penalizing subnetworks and use them to calculate the upper bounds of the clique quality function. In many cases, our method is much faster than other methods for upper-bounds estimation, and for many networks, finds tighter upper bounds. Second, we present an algorithm that uses found upper bounds in the branch-and-bound technique to solve the problem exactly. Our experiments showed that the proposed algorithm drastically outperforms some previously known approaches even when using only a single class of penalizing subnetworks that we call chains. Moreover, the proposed heuristic, which allows finding upper bounds using chains quickly, works much faster than a well-known alternative approach leveraging a linear programming problem, while the resulting upper bounds are tight enough for many networks to find the exact solution efficiently.

We also provide a framework for using more general penalizing subnetworks when chains are not effective enough. E.g., we introduce another class of subnetworks called stars that can help find much tighter upper bounds than chains and even a linear programming-based method. Constructing more diverse sets of penalizing subnetworks can further improve finding exact solutions to the clique partitioning problem. We believe that future work in this direction could provide efficient solutions for the clique partitioning and its particular case — a modularity maximization problem — for a broader range of networks, including larger ones.

**Acknowledgements** This research is supported by the National Research Foundation (prime minister’s office, Singapore), under its CREATE program, Singapore-MIT Alliance for Research and Technology (SMART) Future Urban Mobility (FM) IRG.

## A Appendix

**Theorem A.1** *Solution of the relaxed problem (2) for any chain always finds an exact maximum of  $Q$ .*

*Proof* Consider a chain with  $k$  nodes and edge weights  $w_{1,2}, w_{2,3}, \dots, w_{k-1,k}, -w_{1,k}$ , where  $w_{1,2}, w_{2,3}, \dots, w_{k-1,k}, w_{1,k} > 0$  (see Figure 2A). Let  $w_{m,m+1} = \min_{i=\overline{1,k-1}} w_{i,i+1}$ . There are two cases:

1.  $w_{1,k} < w_{m,m+1}$

In this case, the optimal solution is to assign all nodes to one clique, e.i. to include the negative edge  $(1,k)$ ,  $Q_{opt} = w_{1,2} + w_{2,3} + \dots + w_{k-1,k} - w_{1,k}$ . So, we want to show that  $w_{1,2} + w_{2,3} + \dots + w_{k-1,k} - w_{1,k} \geq x_{1,2}w_{1,2} + x_{2,3}w_{2,3} + \dots + x_{k-1,k}w_{k-1,k} - x_{1,k}w_{1,k}$ , where  $x$  satisfies triangle inequalities of the problem (2). After regrouping, we get:  $(1 - x_{1,2})w_{1,2} + (1 - x_{2,3})w_{2,3} + \dots + (1 - x_{k-1,k})w_{k-1,k} \geq (1 - x_{1,k})w_{1,k}$ . Since all  $w_{i,i+1} > w_{1,k} > 0$  and  $0 \leq x_{i,j} \leq 1$ , we need to show that  $1 - x_{1,2} + 1 - x_{2,3} + \dots + 1 - x_{k-1,k} \geq 1 - x_{1,k}$ .

From the constraints of problem (2), we have:

$$1 \geq x_{1,2} + x_{2,k} - x_{1,k} \Leftrightarrow 1 - x_{1,2} \geq x_{2,k} - x_{1,k},$$

$$1 \geq x_{2,3} + x_{3,k} - x_{2,k} \Leftrightarrow 1 - x_{2,3} \geq x_{3,k} - x_{2,k},$$

...

$$1 \geq x_{k-2,k-1} + x_{k-1,k} - x_{k-2,k} \Leftrightarrow 1 - x_{k-2,k-1} \geq x_{k-1,k} - x_{k-2,k}.$$

After summing them, we get

$$1 - x_{1,2} + 1 - x_{2,3} + \dots + 1 - x_{k-2,k-1} \geq x_{k-1,k} - x_{1,k},$$

and by adding 1 to both sides and moving  $x_{k-1,k}$  to the left, we get the needed inequality.

2.  $w_{m,m+1} \leq w_{1,k}$

In this case, the optimal solution is to split all nodes into two groups by excluding negative and

the ‘cheapest’ positive edges,  $Q_{max} = w_{1,2} + w_{2,3} + \dots + w_{m-1,m} + w_{m+1,m+2} + \dots + w_{k-1,k}$ . Now, we want to show that  $w_{1,2} + w_{2,3} + \dots + w_{m-1,m} + w_{m+1,m+2} + \dots + w_{k-1,k} \geq x_{1,2}w_{1,2} + x_{2,3}w_{2,3} + \dots + x_{k-1,k}w_{k-1,k} - x_{1,k}w_{1,k}$ . After rearranging, we have:  $(1 - x_{1,2})w_{1,2} + (1 - x_{2,3})w_{2,3} + \dots + (1 - x_{m-1,m})w_{m-1,m} + (1 - x_{m+1,m+2})w_{m+1,m+2} + \dots + (1 - x_{k-1,k})w_{k-1,k} + x_{1,k}w_{1,k} \geq x_{m,m+1}w_{m,m+1}$ . Since all  $w_{i,i+1} \geq w_{m,m+1} > 0$ ,  $w_{1,k} \geq w_{m,m+1}$  and  $0 \leq x_{i,j} \leq 1$ , we need to show that  $1 - x_{1,2} + 1 - x_{2,3} + \dots + 1 - x_{m-1,m} + 1 - x_{m+1,m+2} + \dots + 1 - x_{k-1,k} + x_{1,k} \geq x_{m,m+1}$ . But we have already shown that  $1 - x_{1,2} + 1 - x_{2,3} + \dots + 1 - x_{k-1,k} \geq 1 - x_{1,k}$ , so  $1 - x_{1,2} + 1 - x_{2,3} + \dots + 1 - x_{m-1,m} + 1 - x_{m+1,m+2} + \dots + 1 - x_{k-1,k} + x_{1,k} \geq 1 - (1 - x_{m,m+1}) = x_{m,m+1}$ .  $\square$

**Corollary A.1** *Solution of the relaxed problem (2) finds an upper bound on  $Q$  that is always not worse than the upper bound obtained by chains.*

*Proof* Following the proof of Theorem 3.1, network  $G$  could be represented as sum  $G = LS + R$  of linear combination  $LS$  and some residual subnetwork  $R$  with edge weights  $w_{ij}^{*R} = w_{ij} - w_{ij}^*$ , and for any partition,  $Q(G) = Q(LS) + Q(R)$ . So, for the optimal solution of the relaxed problem (2), we have:

$$\begin{aligned} Q^{ub} &= \sum_{i < j} w_{ij} \cdot x_{ij} = \sum_{i < j} x_{ij} \cdot (w_{ij}^{*R} + w_{ij}^*) = \sum_{i < j} x_{ij} \cdot w_{ij}^{*R} + \sum_{i < j} x_{ij} \cdot \sum_k \lambda_k w_{ij}^{*k} \leq \\ &= \sum_{w_{ij}^{*R} > 0} w_{ij}^{*R} + \sum_k \lambda_k \cdot \sum_{i < j} x_{ij} \cdot w_{ij}^{*k} \leq \bar{Q}(R) + \sum_k \lambda_k \cdot \left( \sum_{w_{ij}^{*k} > 0} w_{ij}^{*k} - p_k \right) = \bar{Q}(R) + \\ &= \bar{Q}(LS) - \sum_k \lambda_k p_k = \bar{Q}(G) - \sum_k \lambda_k p_k. \end{aligned} \quad \square$$

## References

1. Jain, A.K., Murty, M.N., Flynn, P.J.: Data clustering: A review. *ACM Computing Surveys* **31**(3), 264–323 (1999). DOI <https://doi.org/10.1145/331499.331504>. URL <https://doi.org/10.1145/331499.331504>
2. Newman, M.: *Networks*. Oxford university press (2018)
3. Grötschel, M., Wakabayashi, Y.: A cutting plane algorithm for a clustering problem. *Mathematical Programming* **45**(1), 59–96 (1989). DOI <https://doi.org/10.1007/BF01589097>. URL <https://doi.org/10.1007/BF01589097>
4. Grötschel, M., Wakabayashi, Y.: Facets of the clique partitioning polytope. *Mathematical Programming* **47**(1), 367–387 (1990). DOI <https://doi.org/10.1007/BF01580870>. URL <https://doi.org/10.1007/BF01580870>
5. Fortunato, S.: Community detection in graphs. *Physics Report* **486**, 75–174 (2010). DOI <https://doi.org/10.1016/j.physrep.2009.11.002>. URL <https://doi.org/10.1016/j.physrep.2009.11.002>
6. Girvan, M., Newman, M.E.J.: Community structure in social and biological networks. *Proceedings of the National Academy of Sciences* **99**(12), 7821–7826 (2002). DOI <https://doi.org/10.1073/pnas.122653799>. URL <http://www.pnas.org/content/99/12/7821.abstract>
7. Newman, M.E.J., Girvan, M.: Finding and evaluating community structure in networks. *Physical Review E* **69**, 026113 (2004). DOI <https://doi.org/10.1103/PhysRevE.69.026113>. URL <https://link.aps.org/doi/10.1103/PhysRevE.69.026113>
8. Newman, M.E.J.: Modularity and community structure in networks. *Proceedings of the National Academy of Sciences* **103**(23), 8577–8582 (2006). DOI <https://doi.org/10.1073/pnas.0601602103>. URL <https://www.pnas.org/content/103/23/8577>
9. Oosten, M., Rutten, J.H.G.C., Spieksma, F.C.R.: The clique partitioning problem: Facets and patching facets. *Networks* **38**(4), 209–226 (2001). DOI <https://doi.org/10.1002/net.10004>. URL <https://onlinelibrary.wiley.com/doi/abs/10.1002/net.10004>
10. Wang, H., Alidaee, B., Glover, F., Kochenberger, G.: Solving group technology problems via clique partitioning. *International Journal of Flexible Manufacturing Systems* **18**(2), 77–97 (2006). DOI <https://doi.org/10.1007/s10696-006-9011-3>. URL <https://doi.org/10.1007/s10696-006-9011-3>
11. Dorndorf, U., Jaehn, F., Pesch, E.: Modelling robust flight-gate scheduling as a clique partitioning problem. *Transportation Science* **42**(3), 292–301 (2008). DOI <https://doi.org/10.1287/trsc.1070.0211>. URL <https://doi.org/10.1287/trsc.1070.0211>
12. Belyi, A., Rudikova, L., Sobolevsky, S., Kurbatski, A.: Flickr service data and community structure of countries. In: *International Congress on Computer Science: Information Systems and Technologies: materials of International Scientific Congress, Republic of Belarus, Minsk, vol. 24, pp. 851–855* (2016). URL <https://elib.bs.u.by/handle/123456789/160535>

13. Belyi, A., Bojic, I., Sobolevsky, S., Sitko, I., Hawelka, B., Rudikova, L., Kurbatski, A., Ratti, C.: Global multi-layer network of human mobility. *International Journal of Geographical Information Science* **31**(7), 1381–1402 (2017). DOI <https://doi.org/10.1080/13658816.2017.1301455>. URL <https://doi.org/10.1080/13658816.2017.1301455>. PMID: 28553155
14. Xu, Y., Li, J., Belyi, A., Park, S.: Characterizing destination networks through mobility traces of international tourists — a case study using a nationwide mobile positioning dataset. *Tourism Management* **82**, 104,195 (2021). DOI <https://doi.org/10.1016/j.tourman.2020.104195>. URL <https://www.sciencedirect.com/science/article/pii/S0261517720301217>
15. Guimerà, R., Nunes Amaral, L.A.: Functional cartography of complex metabolic networks. *Nature* **433**(7028), 895–900 (2005). DOI <https://doi.org/10.1038/nature03288>. URL <http://dx.doi.org/10.1038/nature03288>
16. Wakabayashi, Y.: Aggregation of binary relations: Algorithmic and polyhedral investigations. Ph.D. thesis, Doctoral Dissertation. University of Augsburg (1986)
17. Brandes, U., Delling, D., Gaertler, M., Gorke, R., Hofer, M., Nikoloski, Z., Wagner, D.: On modularity clustering. *IEEE Transactions on Knowledge and Data Engineering* **20**(2), 172–188 (2008). DOI <https://doi.org/10.1109/TKDE.2007.190689>
18. de Amorim, S.G., Barthélemy, J.P., Ribeiro, C.C.: Clustering and clique partitioning: Simulated annealing and tabu search approaches. *Journal of Classification* **9**(1), 17–41 (1992). DOI <https://doi.org/10.1007/BF02618466>. URL <https://doi.org/10.1007/BF02618466>
19. Dorndorf, U., Pesch, E.: Fast clustering algorithms. *ORSA Journal on Computing* **6**(2), 141–153 (1994). DOI <https://doi.org/10.1287/ijoc.6.2.141>. URL <https://doi.org/10.1287/ijoc.6.2.141>
20. Charon, I., Hudry, O.: Noising methods for a clique partitioning problem. *Discrete Applied Mathematics* **154**(5), 754 – 769 (2006). DOI <https://doi.org/10.1016/j.dam.2005.05.029>. URL <http://www.sciencedirect.com/science/article/pii/S0166218X05003057>
21. Brusco, M.J., Köhn, H.F.: Clustering qualitative data based on binary equivalence relations: neighborhood search heuristics for the clique partitioning problem. *Psychometrika* **74**(4), 685 (2009). DOI <https://doi.org/10.1007/s11336-009-9126-z>. URL <https://doi.org/10.1007/s11336-009-9126-z>
22. Brimberg, J., Janićijević, S., Mladenović, N., Urošević, D.: Solving the clique partitioning problem as a maximally diverse grouping problem. *Optimization Letters* **11**(6), 1123–1135 (2017). DOI <https://doi.org/10.1007/s11590-015-0869-4>. URL <https://doi.org/10.1007/s11590-015-0869-4>
23. Palubeckis, G., Ostreika, A., Tomkevičius, A.: An iterated tabu search approach for the clique partitioning problem. *The Scientific World Journal* **2014** (2014). DOI <https://doi.org/10.1155/2014/353101>. URL <https://doi.org/10.1155/2014/353101>
24. Zhou, Y., Hao, J.K., Goëffon, A.: A three-phased local search approach for the clique partitioning problem. *Journal of Combinatorial Optimization* **32**(2), 469–491 (2016). DOI <https://doi.org/10.1007/s10878-015-9964-9>. URL <https://doi.org/10.1007/s10878-015-9964-9>
25. Hu, S., Wu, X., Liu, H., Li, R., Yin, M.: A novel two-model local search algorithm with a self-adaptive parameter for clique partitioning problem. *Neural Computing and Applications* pp. 1–16 (2020). DOI <https://doi.org/10.1007/s00521-020-05289-5>. URL <https://doi.org/10.1007/s00521-020-05289-5>
26. Lu, Z., Zhou, Y., Hao, J.K.: A hybrid evolutionary algorithm for the clique partitioning problem. *IEEE Transactions on Cybernetics* pp. 1–13 (2021). DOI <https://doi.org/10.1109/TCYB.2021.3051243>
27. Blondel, V.D., Guillaume, J.L., Lambiotte, R., Lefebvre, E.: Fast unfolding of communities in large networks. *Journal of Statistical Mechanics: Theory and Experiment* **2008**(10), P10,008 (2008). DOI <https://doi.org/10.1088/1742-5468/2008/10/p10008>. URL <https://doi.org/10.1088/1742-5468/2008/10/p10008>
28. Sobolevsky, S., Campari, R., Belyi, A., Ratti, C.: General optimization technique for high-quality community detection in complex networks. *Physical Review E* **90**, 012,811 (2014). DOI <https://doi.org/10.1103/PhysRevE.90.012811>. URL <https://link.aps.org/doi/10.1103/PhysRevE.90.012811>
29. Jaehn, F., Pesch, E.: New bounds and constraint propagation techniques for the clique partitioning. *Discrete Applied Mathematics* **161**(13), 2025 – 2037 (2013). DOI <https://doi.org/10.1016/j.dam.2013.02.011>. URL <http://www.sciencedirect.com/science/article/pii/S0166218X13000632>

30. Miyauchi, A., Sonobe, T., Sukegawa, N.: Exact clustering via integer programming and maximum satisfiability. *Proceedings of the AAAI Conference on Artificial Intelligence* **32**(1) (2018). URL <https://ojs.aaai.org/index.php/AAAI/article/view/11519>
31. Lorena, L.H.N., Quiles, M.G., Lorena, L.A.N.: Improving the performance of an integer linear programming community detection algorithm through clique filtering. In: S. Misra, O. Gervasi, B. Murgante, E. Stankova, V. Korkhov, C. Torre, A.M.A. Rocha, D. Taniar, B.O. Apduhan, E. Tarantino (eds.) *Computational Science and Its Applications – ICCSA 2019*, pp. 757–769. Springer International Publishing, Cham (2019). DOI [https://doi.org/10.1007/978-3-030-24289-3\\_56](https://doi.org/10.1007/978-3-030-24289-3_56). URL [https://doi.org/10.1007/978-3-030-24289-3\\_56](https://doi.org/10.1007/978-3-030-24289-3_56)
32. Mehrotra, A., Trick, M.A.: Cliques and clustering: A combinatorial approach. *Operations Research Letters* **22**(1), 1–12 (1998). DOI [https://doi.org/10.1016/S0167-6377\(98\)00006-6](https://doi.org/10.1016/S0167-6377(98)00006-6). URL <https://www.sciencedirect.com/science/article/pii/S0167637798000066>
33. Ji, X., Mitchell, J.E.: Branch-and-price-and-cut on the clique partitioning problem with minimum clique size requirement. *Discrete Optimization* **4**(1), 87–102 (2007). DOI <https://doi.org/10.1016/j.disopt.2006.10.009>. URL <https://www.sciencedirect.com/science/article/pii/S1572528606000879>. Mixed Integer Programming
34. Pirim, H., Eksioğlu, B., Glover, F.W.: A novel mixed integer linear programming model for clustering relational networks. *Journal of Optimization Theory and Applications* **176**(2), 492–508 (2018). DOI <https://doi.org/10.1007/s10957-017-1213-1>. URL <https://doi.org/10.1007/s10957-017-1213-1>
35. Agarwal, G., Kempe, D.: Modularity-maximizing graph communities via mathematical programming. *The European Physical Journal B* **66**(3), 409–418 (2008). DOI <https://doi.org/10.1140/epjb/e2008-00425-1>. URL <https://doi.org/10.1140/epjb/e2008-00425-1>
36. Dinh, T.N., Thai, M.T.: Toward optimal community detection: From trees to general weighted networks. *Internet Mathematics* **11**(3), 181–200 (2015). DOI <https://doi.org/10.1080/15427951.2014.950875>. URL <https://doi.org/10.1080/15427951.2014.950875>
37. Miyauchi, A., Miyamoto, Y.: Computing an upper bound of modularity. *The European Physical Journal B* **86**(7), 302 (2013). DOI <https://doi.org/10.1140/epjb/e2013-40006-7>. URL <https://doi.org/10.1140/epjb/e2013-40006-7>
38. Sobolevsky, S., Belyi, A., Ratti, C.: Optimality of community structure in complex networks. arXiv preprint [arXiv:1712.05110](https://arxiv.org/abs/1712.05110) (2017). URL <https://arxiv.org/abs/1712.05110>
39. Belyi, A.B., Sobolevsky, S.L., Kurbatski, A.N., Ratti, C.: Improved upper bounds in clique partitioning problem. *Journal of the Belarusian State University. Mathematics and Informatics* (3), 93–104 (2019). DOI <https://doi.org/10.33581/2520-6508-2019-3-93-104>. URL <https://journals.bsu.by/index.php/mathematics/article/view/1050>
40. Miyauchi, A., Sukegawa, N.: Redundant constraints in the standard formulation for the clique partitioning problem. *Optimization Letters* **9**(1), 199–207 (2015). DOI <https://doi.org/10.1007/s11590-014-0754-6>. URL <https://doi.org/10.1007/s11590-014-0754-6>
41. Sukegawa, N., Yamamoto, Y., Zhang, L.: Lagrangian relaxation and pegging test for the clique partitioning problem. *Advances in Data Analysis and Classification* **7**(4), 363–391 (2013). DOI <https://doi.org/10.1007/s11634-013-0135-5>. URL <https://doi.org/10.1007/s11634-013-0135-5>
42. Gearhart, J.L., Adair, K.L., Detry, R.J., Durfee, J.D., Jones, K.A., Martin, N.: Comparison of open-source linear programming solvers. Sandia National Laboratories, SAND2013-8847 (2013)
43. Forrest, J., Hall, J.: COIN-OR Linear Programming (CLP) v1.14.8 (2012)
44. Lusseau, D., Schneider, K., Boisseau, O.J., Haase, P., Slooten, E., Dawson, S.M.: The bottlenose dolphin community of Doubtful Sound features a large proportion of long-lasting associations. *Behavioral Ecology and Sociobiology* **54**(4), 396–405 (2003). DOI <https://doi.org/10.1007/s00265-003-0651-y>. URL <http://dx.doi.org/10.1007/s00265-003-0651-y>
45. Knuth, D.E.: *The Stanford GraphBase: a platform for combinatorial computing*, vol. 1. Addison-Wesley (1993)