

User-driven Design and Evaluation of Liquid Types in Java

CATARINA GAMBOA, LASIGE, Faculdade de Ciências da Universidade de Lisboa, Portugal

PAULO ALEXANDRE SANTOS, LASIGE, Faculdade de Ciências da Universidade de Lisboa, Portugal

CHRISTOPHER S. TIMPERLEY, School of Computer Science, Carnegie Mellon University, USA

ALCIDES FONSECA, LASIGE, Faculdade de Ciências da Universidade de Lisboa, Portugal

Bugs that are detected earlier during the development lifecycle are easier and cheaper to fix, whereas bugs that are found during production are difficult and expensive to address, and may have dire consequences. Type systems are particularly effective at identifying and preventing bugs early in the development lifecycle by causing invalid programs to result in build failure.

Liquid Types are more powerful than those found in mainstream programming languages, allowing the detection of more classes of bugs. However, while Liquid Types were proposed in 2008 with their integration in ML and subsequently introduced in C (2012), Javascript(2012) and Haskell(2014) through language extensions, they have yet to become widely adopted by mainstream developers. This paper investigates how Liquid Types can be integrated in a mainstream programming language, Java, by proposing a new design that aims to lower the barrier to entry and adapts to problems that Java developers commonly encounter at runtime.

To promote accessibility, we conducted a series of developer surveys to design the syntax of LiquidJava, our prototype. To evaluate the prototype's usability, we conducted a user study of 30 Java developers, concluding that users intend to use LiquidJava and that it helped to find more bugs and debug faster.

ACM Reference Format:

Catarina Gamboa, Paulo Alexandre Santos, Christopher S. Timperley, and Alcides Fonseca. 2021. User-driven Design and Evaluation of Liquid Types in Java. 1, 1 (December 2021), 9 pages. <https://doi.org/10.1145/nnnnnnn.nnnnnnn>

1 INTRODUCTION

Software quality is a major concern throughout software development [16]. Given the increased costs of finding and addressing bugs later in the development lifecycle, many developers and organizations aim to identify issues as early as possible when they are cheaper and easier to address by “shifting left” [22]. Unsurprisingly, validation techniques that are integrated into editors have proved widely popular and been adopted by many developers.

Strong type systems have been introduced in modern programming languages (e.g., Haskell, Java), allowing developers to specify the expected type of operations and verify, at compile time, if those types are respected. Editors typically integrate this verification to provide developers with immediate feedback about the incorrect use of variables and values, allowing them to debug and resolve the cause of identified issues more quickly.

Authors' addresses: Catarina Gamboa, cvgamboa@fc.ul.pt, LASIGE, Faculdade de Ciências da Universidade de Lisboa, Lisboa, Portugal; Paulo Alexandre Santos, pacsantos@fc.ul.pt, LASIGE, Faculdade de Ciências da Universidade de Lisboa, Lisboa, Portugal; Christopher S. Timperley, ctimperley@cmu.edu, School of Computer Science, Carnegie Mellon University, Pittsburgh, USA; Alcides Fonseca, amfonseca@fc.ul.pt, LASIGE, Faculdade de Ciências da Universidade de Lisboa, Lisboa, Portugal.

Permission to make digital or hard copies of all or part of this work for personal or classroom use is granted without fee provided that copies are not made or distributed for profit or commercial advantage and that copies bear this notice and the full citation on the first page. Copyrights for components of this work owned by others than ACM must be honored. Abstracting with credit is permitted. To copy otherwise, or republish, to post on servers or to redistribute to lists, requires prior specific permission and/or a fee. Request permissions from permissions@acm.org.

© 2021 Association for Computing Machinery.

XXXX-XXXX/2021/12-ART \$15.00

<https://doi.org/10.1145/nnnnnnn.nnnnnnn>

Refinement types are more expressive than the relatively simple types of these programming languages [13], as they extend the language with predicates that restrict the allowed values in variables and methods. For example, Listing 1 shows a simple refinement on the variable r , stating that its value must be between 0 and 255. Refinement types can be used to detect simple division by zero errors and out-of-bounds array access bugs [23], but they have also been used to detect security issues [6] and protocol violations [7].

```
@Refinement("r >= 0 && r <= 255")
int r;
r = 90; // okay
r = 200 + 60; /* okay in Java, Refinement Type Error:
               Type expected: (r >= 0 && r <= 255);
               Refinement found: (r == 200 + 60)*/
```

Listing 1. Variable refinement in LiquidJava and verification of its assignments.

Although refinement types have been introduced in programming languages such as ML [11], Haskell [21], C [19] and Javascript[8], they have not yet been widely adopted by developers. There are many plausible explanations for the lack of adoption, including, but not limited to, a lack of awareness about refinement types and the language extensions that provide them, developers may lack experience in writing specifications, or it could be that the first languages to support refinement types were not widely used within the industry at the time.

The primary goal of this work is to explore how to promote the wide usage of refinement types by adding them to Java, one of the most popular programming languages in the world, and using developer feedback to improve the usability of refinement types in general.

2 LIQUIDJAVA DESIGN

LiquidJava represents the integration of Liquid Types in Java, having a design focused on usability through the identification of system requirements (Section 2.1) and the guidance of the refinements language by Java developers (Section 2.2). The language features are presented in Section 2.3 and aim to adapt to problems that Java developers commonly encounter at runtime. Finally, we implemented a prototype for LiquidJava and integrated it into an IDE to improve the usability of the framework (Section 2.4).

2.1 Requirements

To promote the usability of refinement types, we identified the following design requirements based on popular characteristics of successful static verification techniques (e.g., the NonNull annotation [9]) and feedback from developers [20]:

- **Refinements are optional.** A valid Java program without refinements should type-check, allowing developers to incrementally adopt stronger types. This requirement can be fulfilled by using parametric annotations, such as the `@Refinement` annotation;
- **Idiomatic refinements.** The language of the refinements should be as close to Java as possible, so the developer can intuitively use and write the specification without learning a different language. To gain flexibility, we encoded the refinements language as strings inside the annotations. We created an online survey, detailed in Section 2.2, to access the best syntax for the refinements, and developed the grammar based on the survey results;
- **Refinement type-checking should be decidable** without introducing unnecessary overhead to the compilation process and providing interactive feedback to developers as they

type. To this end, we restricted the refinements language to Liquid Types [18] which are verifiable by SMT solvers;

- **Refinement type-checking works on top of an existing Java type-checker** to avoid early deprecation as the Java release cycle increases. Therefore, we implemented the refinement type checker on top of Spoon [17] which uses the Eclipse Compiler Kit, adopting Java features as they are released.

These requirements guided the design of LiquidJava and the implementation of a prototype of the refinement type checker that was then integrated as an IDE plugin.

2.2 Syntax Survey

To assess the best syntax of the refinements language, we created and shared an online survey with multiple possible syntaxes for different LiquidJava features: type refinements of variables and methods, predicate aliases, and anonymous variables. The survey had 50 valid answers from participants familiar with Java, from which the majority was "Not Familiar" with refinement types. Participants evaluated their preference for the syntax options, and the options that were most preferable were used to guide the development of the refinements grammar. For example, Figure 1 shows two possible syntaxes for refinements in methods. The first one adds the refinements before each basic type (before the parameters and the return type), while the second only adds one annotation with all the refinements and is inspired by refinements of functional programming languages. The answers show a preference for the first syntax over the second since the first has a higher rate of "Preferable" answers and a lower rate of "Not Acceptable" answers. Similar analyses were applied to the remaining features leading to the presented in Section 2.3.results

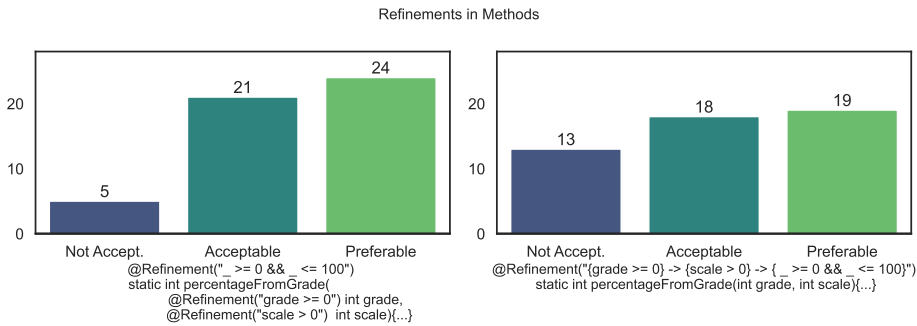


Fig. 1. Preferences on the Syntax for Methods Refinements.

2.3 LiquidJava features

LiquidJava supports the refinement of variables (as shown in Listing 1), fields and methods (both parameters and return types). Listing 2 shows an example of a method with the second parameter and return types extended with refinements.

Furthermore, refinements can be used in classes to model the state of their objects. Classes are considered the fundamental programming elements of the Java language [15]. Although classes themselves do not have a specific value that can be refined, they can have methods that produce changes to the internal state of the objects. In this view, we can refine the object state when a method is called and when the method has ended with the annotation `@StateRefinement (from="predicate", to = "predicate")`.

```

@Refinement("_ >= a && _ <= b")
public static int inRange(int a, @Refinement("b > a") int b){
    return a + 1;
}
...
inRange(10, 20); //correct
inRange(10, 2); /* Refinement Type Error
                  Type expected: (b > a);
                  Refinement found: (b == 2) && (a == 10)*/

```

Listing 2. Annotation of method *inRange* with refinements and the verification of the method's invocations.

```

@ExternalRefinementsFor("java.net.Socket")
@StateSet({"unconnected", "bound", "connected", "closed"})
public interface SocketRefinements {
    @StateRefinement(to="unconnected(this)")
    public void Socket();

    @StateRefinement(from="unconnected(this)",to="bound(this)")
    public void bind(SocketAddress add);

    @StateRefinement(from="bound(this)", to="connected(this)")
    public void connect(SocketAddress add, int timeout);

    @StateRefinement(from="connected(this)")
    public void sendUrgentData(int n);

    @StateRefinement(to="closed(this)")
    public void close();
}

```

Listing 3. Socket class object state refinement

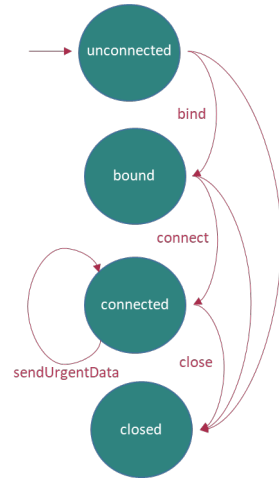


Fig. 2. DFA that represents the Socket class states and transitions.

Listing 3 presents the modeling of the class *Socket* from the external library *java.net* and whose methods follow an implicit order of invocations that the DFA of Figure 2 can describe. To model this class, we can start by defining the possible disjoint states with the annotation `@StateSet` and then, for each method, describe the allowed transitions. For example, the method `sendUrgentData` can only be invoked if the object is connected, which means that this method should only be called after the `connect` method. The developers using the *Socket* class can now detect if the invocations follow the correct protocol before executing the program.

2.4 Integration with IDE

Integrated development environments (IDEs) are indispensable tools for software development nowadays. They integrate editor services that enhance developers productivity, such as content completion, documentation popups, and real-time type checking [14]. Overall, IDEs provide instant feedback to the developers while implementing the code, helping them correct errors before executing the programs.

To enhance the usability of LiquidJava, we have created an IDE plugin to allow the developers to use the lightweight verification integrated with the development environment. To create the LiquidJava plugin, we used the Language Server Protocol [2] that decouples the creation of the language server from the implementation of the interface for the target editor. By using LSP we create a single implementation of the LiquidJava language server that can be paired with a client for any editor that implements LSP (e.g., Visual Studio Code [3], Eclipse [10], Emacs [1]).

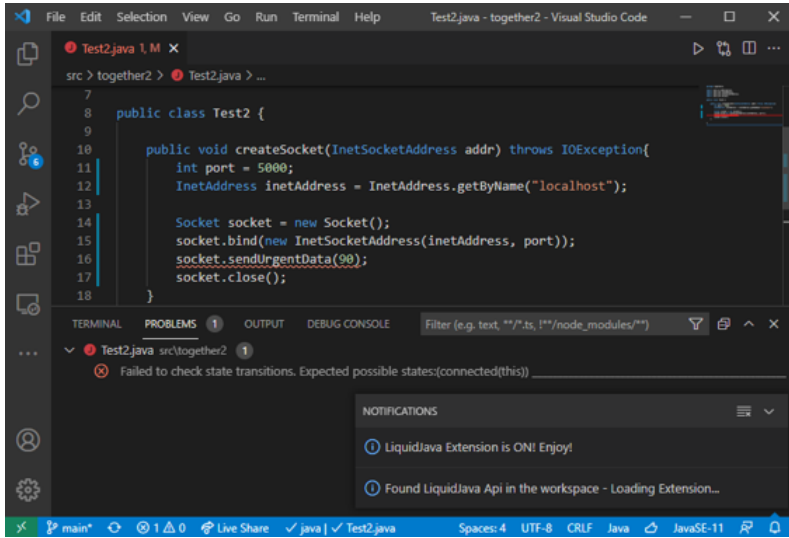


Fig. 3. IDE Plugin reporting an error in the incorrect usage of the Socket class.

For the implementation of the LiquidJava plugin, we chose to create a client for Visual Studio Code, given that it is one most used IDEs for Java development [4, 5]. The main features of the plugin can be seen in Figure 3 and include:

- **Error Reporting** – This informs the user, in real-time, of the code elements whose specification could not be proved and underlines their exact location;
- **Error Information** – The problems tab shows the specification that LiquidJava failed to verify. For more detailed information, the user can hover the error and get all the verification conditions used to try to prove the specification.

The plugin is available for download on the project website [12], along with examples for the usage of refinements in variables, methods and classes.

3 EVALUATION

To evaluate the usability of our approach, we conducted a user study with volunteer Java developers, to answer the following research questions:

RQ. 1 Are refinements easy to understand?

RQ. 2 Is it easier and faster to find implementation errors using LiquidJava than with plain Java?

RQ. 3 How hard is it to annotate a program with refinements?

RQ. 4 Are developers open to using LiquidJava in their projects?

The study had 30 participants familiar with Java, of which 80% described themselves as being only “Vaguely Familiar” or “Not Familiar” with refinement types, and 90% had no previous contact

with LiquidJava. Each participant had an online synchronous study session with an interviewer and followed the tasks described in 3.1. The results of the study are presented in 3.2.

3.1 Study Configuration

We conducted the synchronous sessions through the Zoom video platform, and gave the participants a survey with the study guidelines and answer placeholders, and a GitHub repository with the study files. The participants were also asked to share their screen with the VSCode editor and the document with the answers.

The study was divided into six parts, as follows:

- (1) **Task 1: Find the error in plain Java** – Participants had to find and fix semantic errors in two Java programs, where the implementation did not correspond to the informal documentation presented in the associated Javadoc.
- (2) **Task 2: Understand Refinements without prior explanation** – Participants had to interpret the refinements present in different sections of the code (variables, methods and classes) and use them correctly and incorrectly. For example, the first exercise had a variable with a refinement type annotation and the participants had to assign both a correct and then an incorrect value. The results on this task aim to answer **RQ. 1** by counting the correct uses of the refinements.
- (3) **Overview of LiquidJava** – We introduced participants to LiquidJava using a 4-minute video and a webpage [12] explaining the examples of the previous task. Both resources were then available to be used within the remainder of the study. In the rest of the study, participants used LiquidJava through an IDE extension created for Visual Studio Code;
- (4) **Task 3: Find the error with LiquidJava** – Similar to the Task 1, participants had to find and fix the incorrect behaviour of the programs. However, for this task, they were aided by the LiquidJava plugin. This task, paired with the Task 1, intend to answer **RQ. 2**. The exercises were the same in both tasks, but they were split into two sets so that each participant could have different exercises in each task. Hence, half the participants had one set of exercises for Task 1 and a different one for Task 3, and the remaining half had the reverse set order. Therefore, the plain Java results serve as a baseline for the LiquidJava results.
- (5) **Task 4: Annotate Java programs with LiquidJava** – Participants were asked to add LiquidJava annotations to three Java programs that targeted the LiquidJava features of refinements on variables, fields, methods and classes. This part targets **RQ. 3**, and includes a final question about the difficulty of adding the annotations.
- (6) **Final Comments** – Participants had the opportunity to express their thoughts on the overall experience of using LiquidJava by sharing what they most liked and disliked about the framework and whether they would use LiquidJava in their projects. This overview aimed to answer the last research question, **RQ. 4**, and provide feedback to improve the project.

3.2 Results

The answers were reviewed and evaluated, leading to the results presented in this section. We evaluated the answers to the presented problems using the categories: *Correct*, *Incorrect*, *Unanswered*, and *Compiler Correct*. *Compiler correct* represents the answers that lead to the expected behaviour of the LiquidJava compiler without being completely correct according to the exercise.

Figure 4a shows that the refinements on variables and methods were intuitive to use since a large majority of participants answered correctly. The refinements in the class were less intuitive, and 26.7% of the participants even decided to leave this question unanswered. However, after the short overview on LiquidJava, all participants could annotate the class with the protocol using

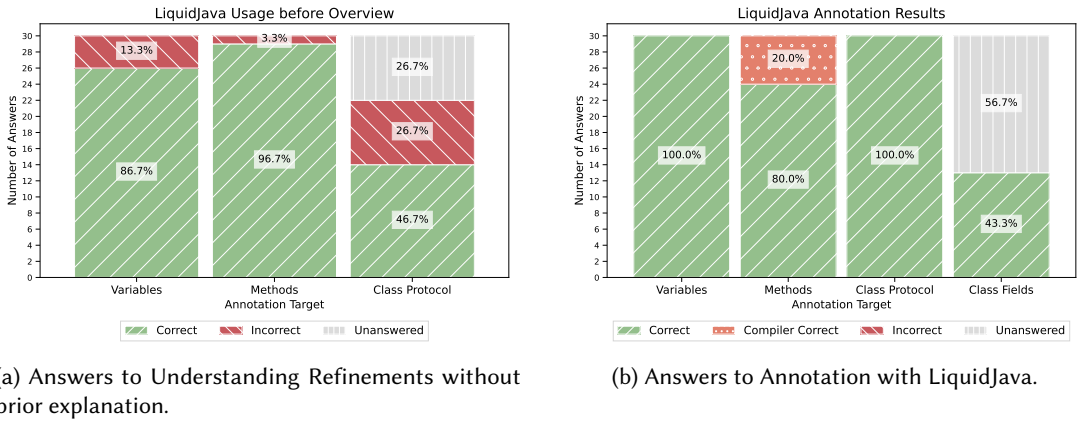


Fig. 4. Understandability of LiquidJava.

LiquidJava (Figure 5b), providing support for the notion that they are easy to learn and understand (RQ. 1). When participants were asked to rate the ease of adding annotations on a scale of 0 (very difficult) to 5 (very easy), 60% assigned it a value of 5, while the remaining 40% chose the value 4. This result provides evidence that it is fairly easy to add the refinement to the code (RQ. 3).

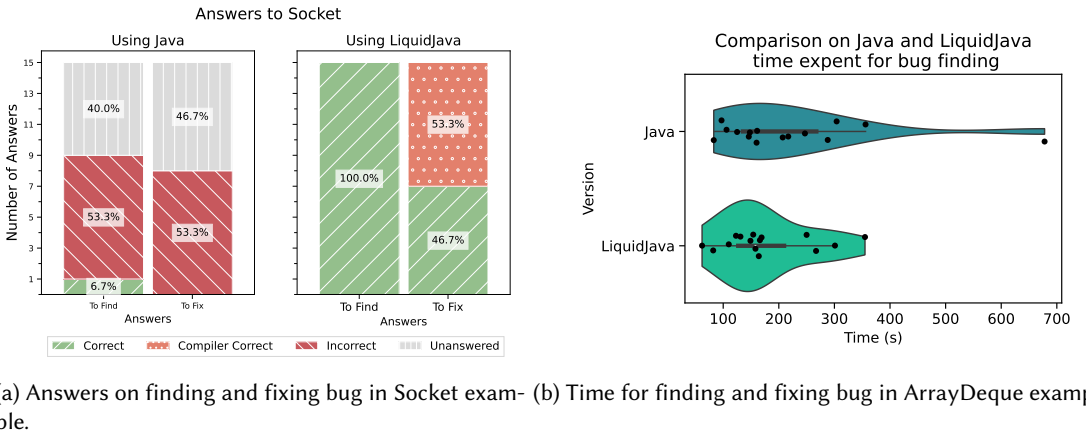


Fig. 5. Using Java and LiquidJava to find and fix implementation bugs.

In Tasks 1 and 3, two programs were used. The first one consisted of identifying the wrong order in which methods are called (Listing 3). As shown in Figure 5a, almost no participant could find or fix the error without the help of LiquidJava. In the second program, also with a wrong sequence of invocations of ArrayDeque methods, every participant was able find and fix the bugs in both Java and LiquidJava, but they were faster when using LiquidJava (Figure 5). This result shows that LiquidJava might be more useful when added to lesser-known classes and protocols, and can reduce the time spent on the localization of the bugs, answering to RQ. 2.

On the overview of the experience, participants reported that they mostly enjoyed LiquidJava's error reporting, state refinement, and the syntax of its language. For the features that the participants

disliked, they referred to some aspects of the syntax and some plugin features, but the majority answered that there was nothing they disliked in the usage of LiquidJava.

The last question of the study was *Would you use LiquidJava in your projects?* to which all the participants answered yes, which gives confidence that participants find this tool accessible for its gains (RQ. 4).

4 CONCLUSION

This work presents the design of LiquidJava, a project focused on promoting the usability of refinement types, specifically in the Java language. To this end, we defined design requirements and used the input of programmers familiar with Java to guide the syntax of the refinements language. The features of the LiquidJava join the existing refinements concepts with the Java features, introducing the refinements of object state. An implementation of LiquidJava was created and integrated within the Visual Studio Code editor. We developed a research study to evaluate LiquidJava, and its results indicate that the refinements are easy to understand and that developers are interested in using LiquidJava in their projects.

REFERENCES

- [1] [n.d.]. Gnu emacs. <https://www.gnu.org/software/emacs/>
- [2] [n.d.]. Language Server Protocol. <https://microsoft.github.io/language-server-protocol/>
- [3] 2016. Visual Studio Code. <https://code.visualstudio.com/>
- [4] 2021. 2021 Java technology report. <https://www.jrebel.com/blog/2021-java-technology-report>
- [5] 2021. JVM ecosystem REPORT 2021. <https://snyk.io/jvm-ecosystem-report-2021/>
- [6] Jesper Bengtson, Karthikeyan Bhargavan, Cédric Fournet, Andrew D. Gordon, and Sergio Maffei. 2008. Refinement Types for Secure Implementations. In *Proceedings of the 21st IEEE Computer Security Foundations Symposium, CSF 2008*. IEEE Computer Society, 17–32. <https://doi.org/10.1109/CSF.2008.27>
- [7] Nuno Burnay, Antónia Lopes, and Vasco T. Vasconcelos. 2020. Statically Checking REST API Consumers. In *Software Engineering and Formal Methods - 18th International Conference*, Frank S. de Boer and Antonio Cerone (Eds.), Vol. 12310. 265–283. https://doi.org/10.1007/978-3-030-58768-0_15
- [8] Chugh R., Herman D., Jhala R. [n.d.]. Dependent Types for JavaScript. <http://goto.ucsd.edu/~ravi/research/oopsla12-djs.pdf>.
- [9] Manuel Fähndrich and K. Rustan M. Leino. 2003. Declaring and checking non-null types in an object-oriented language. In *Proceedings of the 2003 ACM SIGPLAN Conference on Object-Oriented Programming Systems, Languages and Applications, OOPSLA 2003*, Ron Crocker and Guy L. Steele Jr. (Eds.). ACM, 302–312. <https://doi.org/10.1145/949305.949332>
- [10] Eclipse Foundation. [n.d.]. Eclipse IDE 2021-06: The Eclipse Foundation. <https://www.eclipse.org/eclipseide/>
- [11] Timothy S. Freeman and Frank Pfenning. 1991. Refinement Types for ML. In *Proceedings of the ACM SIGPLAN’91 Conference on Programming Language Design and Implementation (PLDI)*, David S. Wise (Ed.). ACM, 268–277. <https://doi.org/10.1145/113445.113468>
- [12] Catarina Gamboa. 2021. LiquidJava - Project Website. <https://catarinagamboa.github.io/liquidjava.html>
- [13] Ranjit Jhala and Niki Vazou. 2020. Refinement Types: A Tutorial. *CoRR* abs/2010.07763 (2020). arXiv:2010.07763 <https://arxiv.org/abs/2010.07763>
- [14] Lennart C. L. Kats, Richard G. Vogelij, Karl Trygve Kalleberg, and Eelco Visser. 2012. Software development environments on the web: a research agenda. In *ACM Symposium on New Ideas in Programming and Reflections on Software, Onward! 2012, part of SPLASH ’12, Tucson, AZ, USA, October 21-26, 2012*, Gary T. Leavens and Jonathan Edwards (Eds.). ACM, 99–116. <https://doi.org/10.1145/2384592.2384603>
- [15] David Holmes Ken Arnold, James Gosling. 2005. *THE Java™ Programming Language, Fourth Edition*. Addison Wesley Professional.
- [16] Upadhyay P. 2012. The Role of Verification and Validation in System Development Life Cycle. *IOSR Journal of Computer Engineering (IOSRjCE)* 5, 1 (2012), 17–20.
- [17] Renaud Pawlak, Martin Monperrus, Nicolas Petitprez, Carlos Noguera, and Lionel Seinturier. 2016. SPOON: A library for implementing analyses and transformations of Java source code. *Softw. Pract. Exp.* 46, 9 (2016), 1155–1179. <https://doi.org/10.1002/spe.2346>
- [18] Patrick Maxim Rondon, Ming Kawaguchi, and Ranjit Jhala. 2008. Liquid types. In *Proceedings of the ACM SIGPLAN 2008 Conference on Programming Language Design and Implementation*, Rajiv Gupta and Saman P. Amarasinghe (Eds.).

- ACM, 159–169. <https://doi.org/10.1145/1375581.1375602>
- [19] Rondon P., Bakst A., Kawaguchi M., Jhala R., [n.d.]. CSolve: Verifying C With Liquid Types. http://goto.ucsd.edu/~rjhala/papers/csolve_verifying_c_with_liquid_types.pdf.
- [20] Caitlin Sadowski, Edward Aftandilian, Alex Eagle, Liam Miller-Cushon, and Ciera Jaspan. 2018. Lessons from building static analysis tools at Google. *Commun. ACM* 61, 4 (2018), 58–66. <https://doi.org/10.1145/3188720>
- [21] Niki Vazou, Eric L Seidel, Ranjit Jhala, Dimitrios Vytiniotis, and Simon Peyton-Jones. 2014. Refinement types for Haskell. In *ACM SIGPLAN Notices*, Vol. 49. ACM, 269–282.
- [22] Hyrum Wright, Titus Delafayette Winters, and Tom Manshreck. 2020. *Software Engineering at Google*.
- [23] Hongwei Xi and Frank Pfenning. 1998. Eliminating Array Bound Checking Through Dependent Types. In *Proceedings of the ACM SIGPLAN '98 Conference on Programming Language Design and Implementation (PLDI)*. ACM, 249–257. <https://doi.org/10.1145/277650.277732>