

Spatio-Temporal Video Representation Learning for AI Based Video Playback Style Prediction

Rishubh Parihar *

Indian Institute of Science,
Bangalore, India.

parihar.rishubh@gmail.com

Gaurav Ramola *

Samsung India Research Institute,
Bangalore, India.

g.ramola@samsung.com

Ranajit Saha

Microsoft Corporation,
Hyderabad, India.

rs.ranajitsaha@gmail.com

Ravi Kini

Samsung India Research Institute,
Bangalore, India.

abcdravi@gmail.com

Aniket Rege

Univ. of Washinton,
Seattle, USA.

aniketr7@gmail.com

Sudha Velusamy

Samsung India Research Institute,
Bangalore, India.

sudha.v@samsung.com

Abstract

Ever-increasing smartphone-generated video content demands intelligent techniques to edit and enhance videos on power-constrained devices. Most of the best performing algorithms for video understanding tasks like action recognition, localization, etc., rely heavily on rich spatio-temporal representations to make accurate predictions. For effective learning of the spatio-temporal representation, it is crucial to understand the underlying object motion patterns present in the video. In this paper, we propose a novel approach for understanding object motions via motion type classification. The proposed motion type classifier predicts a motion type for the video based on the trajectories of the objects present. Our classifier assigns a motion type for the given video from the following five primitive motion classes: linear, projectile, oscillatory, local and random. We demonstrate that the representations learned from the motion type classification generalizes well for the challenging downstream task of video retrieval. Further, we proposed a recommendation system for video playback style based on the motion type classifier predictions.

1. Introduction

An increasing volume of smart-phones with high-quality cameras in recent years has led to a meteoric rise in the amount of video content captured and shared on social media platforms such as Tiktok, YouTube, Facebook, Instagram, SnapChat, ShareChat etc. This trend has fostered the need for automated video analysis tools that can aid the user to edit videos with ease on mobile devices, on-the-fly.

*Equal Contribution



Figure 1. Visualizing an example motion trajectory of a ball

Videos contain rich information embedded in both spatial and temporal dimensions, which together capture the overall dynamics of the scene. Learning meaningful spatio-temporal representation is at the core of most video analysis tasks like video retrieval, action recognition, temporal and spatial action localization, object motion analysis, video captioning, and modelling of human-object interactions. There is a fundamental need for methods to learn generalized spatio-temporal representations that can work effectively for multiple downstream tasks. One of the popular approaches is to train a model for video action recognition and obtain the implicitly learned video representation [3] [31]. Recently, many self-supervised methods have been proposed, where a deep network is trained for an auxiliary pre-text task to learn rich spatio-temporal representations.

Object motion understanding is crucial to learn rich spatio-temporal representations as it provides insights about the natural motion pattern of objects in the world and how they interact with other objects in the scene [38]. For instance, consider the example of a video where a person is shooting a ball towards the goalpost as shown in Fig. 1.

Analysing the motion of the ball during this action will provide insight about the most likely motion of the soccer ball: just after kicking, the ball will follow a projectile motion in the air, and after dropping on floor the ball will bounce a few times. This motion pattern of a relatively common occurrences in everyday life is extremely complex to model in a mathematical or mechanical sense as it comprises, for instance in the above example, movement of the player’s body and real world forces (friction, air drag) at play.

In this work, we present a method of analysing the underlying directional information of object motions that occur in real-world human actions like kicking, walking, jumping, clapping, etc., by estimating the object motion type in a video. As it is difficult to jointly model motions of all the objects in the scene, we focus only on the dominant motion in the video. To this end, we have formulated a classification problem, to classify the directional motion pattern into one of the defined classes. Based on our internal study on action classes present in popular video dataset HMDB51 [21], we have defined five primitive motion type classes: *linear*, *projectile*, *oscillatory*, *local* and *random*. According to us, most of the real world human actions can be assigned to one of the above defined motion types. For instance: *walking*, *running*, *bike-riding* have a linear motion type as the dominant motion, *kicking*, *cartwheel* makes projectile motion, and *talking*, *chewing*, *smoking* have a local motion type. All the motion patterns having periodic motion are considered under oscillatory class, for example, *pushup* and *exercise*. The actions which do not lie into any of these categories were assigned the class random. To our knowledge, there is no open-source video dataset currently available with motion type labels for videos. To this end, we have added motion type annotations to the HMDB51 [21] dataset for training the motion classifier. The motivation of this work is to address the following: 1) *Is it possible for a neural network model to perform well on the task of motion type classification?* 2) *What internal feature representations does the model learn in this process?* 3) *Are these learned features generalize well on other downstream video understanding tasks?* We have tried to answer these questions throughout this paper by training a CNN model for motion type classification and analyzing its learned features through general video analysis tasks like video retrieval.

We also demonstrate an exciting use-case of the above-presented motion type classification method: video playback style recommendation, which boosts the overall aesthetics of the videos. A few common playback styles include: Reverse (temporally reversing the video), Loop (repeating the video in a loop), Boomerang (playing a concatenated video of normal and reverse). Finding a suitable playback style is often a time-consuming process where a user manually applies each available playback style. This created a space to engineer automated tools for this prob-

lem. Our proposed solution tries to automate this process of playback style selection. More details for the design of this recommendation algorithm are presented in Sec. 3.2.

Lastly, we show that through the proposed motion type classification, we are able to learn rich spatio-temporal representations that generalize well for other video analysis tasks such as video retrieval. In a subjective evaluation of the learned representations for video retrieval, we achieved promising results on the HMDB51 dataset. Furthermore, we made specific design choices to make the network efficient for mobile deployment. Our model for motion classification has inference time of 200ms for a 10 second video clip on a Samsung S20 phone.

We summarize our major contributions as follows:

1. A neural network for understanding object motion in videos by classifying object motion type into one of the five primitive motion classes: *linear*, *projectile*, *oscillatory*, *local* and *random*.
2. A light-weight network for video representation learning that is suitable for real-time execution on mobile devices.
3. A recommender system to predict suitable video playback style for videos by analysing predicted object motion patterns

2. Related Works

Video action recognition has been studied extensively by computer vision community. The success of video action recognition majorly depends on crafting the spatio-temporal features in the video representations. Traditionally, video features are extracted from optical-flow based motion information in the videos, e.g. Motion Boundary Histograms (MBH) [5] and trajectories [32], Histograms Of Flow (HOF) [22] or spatiotemporal oriented filtering such as HOG3D [20], Cuboids [8] and Spatiotemporal Oriented Energies (SOEs) [11, 7]. The resounding success of Convolutional Neural Networks (CNNs) for image processing applications has caused its extension to video processing problems as well. Just like the spatial features, deep CNNs are also capable to extract accurate temporal information as well e.g. FlowNets [9, 17]. Both the temporal and spatial information are important in various video recognition tasks. Simonyan and Zisserman [29] has proposed a two-stream CNN architecture to incorporate both spatial and temporal features of the videos. The spatial features are captured by passing the RGB frames of the videos and the temporal features are captured by extracting the flow frames. Several other works [12, 13] have explored the different effective fusion options of two streams - flow and RGB streams. The major bottleneck in two-stream networks as well as optical flow based methods is the optical flow extraction step

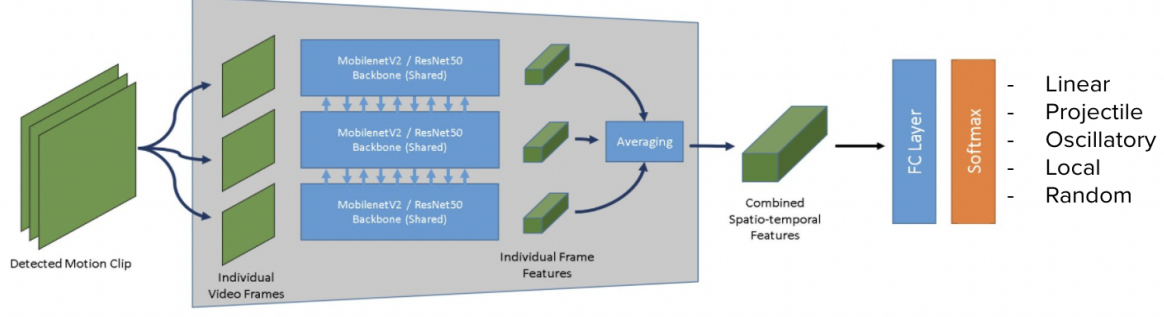


Figure 2. Overall network architecture for motion type classification. Given an input video, we divide it temporally into three segments and extract one central frame from each segment. These three frames are fed to the Feature Extractor Network, and the extracted features are then averaged to obtain a 1280-dimensional (1280D) feature vector, which is used for motion type classification

as it consumes a lot of time and hence the inference time increases.

DMC-Net [28] approximates the flow using a reconstruction loss and an adversarial loss jointly for the task of action classification. This model is two folds faster than the state-of-the-art methods and achieves accuracy close to the methods using optical flow information. The study of Tran *et al.* [30] shows the effectiveness of using 3D-CNNs instead of 2D-CNNs to model both spatial and temporal features together in a single branch. Although 3D-CNNs produce promising results, it is much more expensive than 2D-CNNs. Experiments by Xie *et al.* [36] showed that we can trade-off accuracy and speed by replacing some 3D conv layers by 2D convolutions. Having 3D conv layers at the higher layers and 2D conv layers at the lower part of the network is faster and this configuration surprisingly has higher accuracy. They also propose separable 3D-CNN (S3D) configuration which separates spatial and temporal 3D convolutions. MARS [4] introduces the learning approaches to train 3D-CNN operating on RGB frames which mimics the motion stream. It eradicates the need of flow extraction during the inference time. Frame sampling from videos is also an important part in video processing. Temporal Segment Network (TSN) [34] works on sparse temporal snippets. The videos are split into k chunks and a small snippet is chosen from each of the chunk. The chunks are processed individually and at the end the decisions are aggregated as per the consensus function to come to the final conclusion. TSN gives promising result for action recognition task. Lin *et al.* [23] proposes a generic module called Temporal Shift module (TSM). It is a "plug and play" module in a network designed for video understanding task. TSM has high efficiency and high performance. It maintains the complexity of 2D-CNN and performance of the 3D-CNN. TSM facilitates the information exchange by shifting a part of the channels along temporal dimension.

Object motion pattern understanding is crucial for learn-

ing strong spatio-temporal features for downstream video analysis tasks [38]. There are approaches which try to capture the object motions in the videos via learning flow features from the videos [10, 25]. These methods predict pixel-level feature maps for every time frame in the video, which essentially captures only local motion patterns.

Most of the methods discussed above are based on the supervised learning technique. But due to the scarcity of publicly available labeled dataset, it is difficult to train deep networks with supervised learning. Several Self-supervised methods [2, 15] for video tasks have been studied by the computer vision community. Qian proposed [26] self-supervised Contrastive Video Representation Learning (CVRL) method which uses the contrastive loss to map the video clips in the embedding space. It is desired that in the embedding space the distance between two clips from the same video is lesser than the clips from different videos. Jenni *et al.* [18] introduced a novel self-supervised framework to learn video representations which are sensitive to the changes in the motion dynamics. They have observed that the motion of objects is essential for action recognition tasks. In the proposed work, we build on the above intuition to show that a deep network can learn rich representations by training for motion classification.

3. Methodology

Humans largely use primary motion cues like underlying object motion patterns to understand video semantics like actions or events in a scene. To perform well on video analysis tasks like action recognition and localization, the motion pattern representations require a semantic understanding of both the appearance and dynamics features of the video. We aim to learn rich spatio-temporal video representations through classification of the motion type based on the directional motion information present in the video. To this end, we trained a motion type classification model

Table 1. Mapping of real world actions to motion type and Video Playback Style in the mHMDB51 dataset.

Example Action	Motion Type	Playback Style
Walk, Run	Linear	Reverse
Dive, Throw	Projectile	Boomerang
Eat, Clap	Local	Loop
PullUp	Oscillatory	Loop
Dance, Fight	Random	Random

that classifies a video into one of the following five primitive classes we define: *linear*, *oscillatory*, *local*, *projectile*, and *random*. We observed that the trajectories of most natural object motions that we encounter in the real-world can be categorized into the first four motion classes. As it is difficult to jointly model motions of all the objects in the scene, we focus only on the dominant motion in the video. For instance, actions such as *walk* and *run* usually follow a linear trajectory and have a dominant linear motion. Many activities that we perform indoors have motion in only small local regions like *eat*, *drink*, *chew*, *talk*. Some of the examples of actions having dominant oscillatory motion type are *dribble*, *cartwheel* and *sit-up*. *Catch*, *throw*, *golf* are examples for dominant projectile motion type. Actions which do not follow any of these directional patterns, are considered random, for instance *dance* and *fight*. Some of the common real-world actions and their corresponding motion types are shown in Table 1. To validate the quality of our learned representations, we used these representations for video retrieval task as explained in Sec. 4.4. As there is no publicly available video dataset with motion type labels, we have annotated the HMDB51 dataset with motion type labels to obtain mHMDB51 dataset as seen in Sec. 4.1. The core of our method is a Deep Convolutional Neural Network (Fig. 2), which is trained in a supervised fashion on mHMDB51 dataset for a five class motion-type classification problem.

3.1. Network Architecture

Most state-of-the-art networks for video representation learning and action recognition methods [16] [3] rely on 3D convolutions due to their ability to jointly learn both spatial and temporal features. However, 3D convolutions have significantly higher computational cost than 2D convolutions, which make them unsuitable for mobile applications that have strict power and latency constraints. Our network uses a backbone of only 2D convolutions with added Temporal Shift Modules (TSM) [23] to facilitate an information exchange between temporally adjacent frames. This results in a light-weight network architecture that needs very limited memory and compute requirement. The proposed network architecture is shown in Fig.2. Our network is inspired by TSN [34] architecture, where a set of frames is sampled from a video and processed independently. Finally, a con-

sensus is taken to obtain a global feature representation. We first divide the input video temporally into T segments of equal durations and one representative central frame is sampled from each segment. The input of our model is thus a $T * N * N$ volume, where T is the number of segments from the video and N is both the height and the width of the video. The input volume is passed through a TSN-style backbone network to obtain a $T * 1280$ shape feature representation. The obtained feature vector is then averaged over the temporal dimension to obtain a combined 1280-dimension feature vector for the entire video. This global video feature vector is then fed into a classifier head having two fully connected layers with 128 and 64 neurons respectively, followed by a softmax layer for classification. The working of the original TSN architecture is explained by the equation 1. The video V is divided into K segments $\{S_1, S_2, \dots, S_K\}$ of equal duration and (T_1, T_2, \dots, T_K) are the sequence of snippets where each T_K is sampled from its corresponding segment S_K . $\mathcal{F}(T_K; W)$ defines the output after passing the snippet T_K through the ConvNet with parameters W . The consensus module \mathcal{G} combines the extracted features of all the snippets through \mathcal{F} operation. The consensus module for our architecture takes the average of the features. The average output of consensus module is passed through the fully-connected layer with a softmax at the end to get the final class label. This operation is defined by \mathcal{H} in the equation 1.

$$TSN(T_1, T_2, \dots, T_K) = \mathcal{H}(\mathcal{G}(\mathcal{F}(T_1; W), \mathcal{F}(T_2; W), \dots, \mathcal{F}(T_K; W))) \quad (1)$$

We added TSM modules in the backbone network to help the network learn strong temporal relations across segments via shifting of the intermediate feature channels of one segment to neighboring segments. To further reduce the computational complexity of our network, we have used MobileNetV2 [27] as the backbone due to its low computational cost. Our specific design choices for the network architecture makes it suitable for video processing on mobile devices having low compute budget.

3.2. Video Playback Style Recommendation

Applying a suitable playback style to a video can enhance a video and make it more likely to be shared. Motion patterns present in the videos play an important role in selecting the most suited playback style for the video. For instance, for a video having linear motion like running, applying Boomerang type will make the video counter intuitive and hence interesting. To this end, we have designed a system for video playback style recommendation based on predictions from motion type classifier. We have considered three most widely used playback styles for recommendation namely Boomerang, Loop and Reverse. Specifically, we have introduced a mapping from motion type to a suitable

playback style for an input video based on a user survey of 14 volunteers. In this study, we showed a few example actions for each motion type to each volunteer and asked them to select the best-suited playback style for that corresponding action. We aggregated the results from each volunteer and selected the most voted playback style for each motion type for the mapping. From the results of the study as shown in Table 1, we observe that the Reverse effect suits linear actions, and projectile motion looks good with a Boomerang effect. For both oscillatory and local motion, loop is the best-suited playback style. For random motion type, we randomly apply Boomerang, Reverse or Loop. We have performed a subjective study for evaluation of our video playback style recommendation system which is detailed in Sec. 4.3.

4. Experiments

We have done multiple experiments for comprehensive evaluation of our proposed motion type classifier model. In Section 4.2 we perform an ablation with various pre-trained weights to examine the impact of weight initialization. To evaluate the quality of the learnt representations through motion classification, we have performed video retrieval as detailed in Sec. 4.4. We have also performed a subjective study for evaluation of our video playback recommendation system. To prepare our training data, each video was first resized: the smaller dimension was set to 256 pixels wide, and a random square region was cropped of side length $d \in (256, 224, 192, 169)$, followed by a random horizontal flip. Finally, the crop was resized to (256, 256) and the pixel values were normalized to the range (0, 1). In the testing phase, we resized the smaller dimension to 256 and took a center crop. We used $T = 3$ segments in all of our experiments unless mentioned otherwise, and sampled the temporally central frame from each segment. These three frames are the input to the network. For training, we used an initial learning rate of 0.001 and a learning rate schedule to reduce the learning rate by half after the 20th and 40th epoch. The network was trained for a total of 200 epochs. Stochastic Gradient Descent was used for optimization with momentum value of 0.9 and a weight decay of $5e - 5$. We have trained all our models with a single P100 GPU and each training configuration took 4hrs to converge.

4.1. Dataset

For all our experiments, we use the HMDB51 [21] dataset. The HMDB51 dataset contains short videos (1-15 seconds) for 51 human actions like cycling, eating, running and dancing etc. We have used the split-1 set of HMDB51 provided by [21] to create the train/test/validation set. There are 3570 videos in the train set, 1530 videos in the test set and 1749 in the validation set. These videos are collected from YouTube and digitized movies and have large

variability in camera motion, view-point and illumination. For our purpose, we annotated each of the 51 action classes from the HMDB51 dataset with one of our five defined motion types. We have named this annotated version of the HMDB51 dataset the mHMDB51 dataset. A subset of this mapping is shown in Table 1, while the full version can be found in the appendix.

4.2. Motion Classifier

For evaluation, we have compared our model with a optical flow based baseline model and performed an ablation study with various pre-training methods. The results are shown in Table 2.

4.2.1 Baseline Classifier

To benchmark our motion type classifier, we designed a baseline classifier as a two-layer fully connected neural network. The input to this classifier is based on the statistics of motion magnitudes in the video. To extract the input features, we first compute the pixel-wise average over time of the motion boundaries for the input video and divide it into 16 cells as in [33]. We use the standard deviation of the magnitude of motion boundaries within each cell to form the 16-dimensional input feature vector to the motion type classifier. In the network design, there are 128 neurons in the first hidden layer and 5 neurons in the second hidden layer for the network. ReLU activation was used after the first hidden layer and a softmax activation was applied after the second hidden layer for the final classification. Dropout regularization was applied with a drop probability of 0.2 and the classifier was trained for 5 epochs with a learning rate of 0.001.

4.2.2 Model Performance Analysis

We observed that training our classifier from scratch achieved a performance boost of nearly 13% over the baseline flow-based model, but still low as compared to fully supervised pre-training with ImageNet [6] and Kinetics [19]. This was expected behavior, as our model was trained with only 3500 videos from the HMDB51 dataset, which is insufficient for supervised training when compared to the millions of data points used to train existing ImageNet and Kinetics classifiers. Thus our usage of transfer learning via initializing our classifier with weights learned from the ImageNet classification task increased our accuracy by a margin of around 14%, due to the pre-trained understanding of important spatial features. Initializing with weights learned for action classification on the Kinetics dataset achieved the best accuracy, as they have a pre-trained understanding of both spatial and temporal features, which are useful to perform motion classification. Our baseline local-flow-based






Input Video Clip	Motion Type Predicted	Playback Style Assigned
<i>Cart-wheel</i> 	<i>Projectile</i>	<i>Boomerang</i>
<i>Jogging</i> 	<i>Linear</i>	<i>Reverse</i>
<i>Diving</i> 	<i>Projectile</i>	<i>Boomerang</i>
<i>Drinking</i> 	<i>Local</i>	<i>Loop</i>
<i>Fencing</i> 	<i>Random</i>	<i>Forward</i>

Figure 3. Playback style recommendation by our system for YouTube videos

classifier expectedly performed the worst. These observations indicate that accurately predicting object motion type requires global semantic information contained in motion patterns. our results demonstrate that our motion type classifier learns more than just the motion magnitude, and has a deeper understanding of object motion patterns.

4.2.3 Model Complexity Analysis

We also performed an ablation study by varying the complexity of the backbone network. Our baseline model is TSN [34] with shift modules which process multiple segments from a video and fuse them together at a later stage to obtain the combined feature vector. As the number of segments represent the complexity of the model, we have trained models with 1, 2, 3 and 8 segments in our ablation study. The overall accuracy of the model and the number of multiply-accumulate (MAC) operations is shown in Table 3. The three-segment model achieved the best accuracy for motion type classification. However, the two-segment model was able to achieve comparable accuracies to the three-segment model with just 0.82G MAC operations, making it the optimally suited configuration for mo-

bile deployment. The inference time for the two-segment model on a Samsung S20 mobile device running a Qualcomm Snapdragon Adreno 650 GPU is just 200 milliseconds. The single-segment model processes only a single frame from the complete video and therefore struggles to learn temporal dynamics of the video. However, it was still able to achieve a reasonable accuracy of 61.75% for motion type classification, demonstrating the importance of object appearance in determining the natural motion patterns for an object. The eight-segment model did not perform well, due to the HMDB51 dataset having small action videos and thus not requiring too many frames for effective motion pattern understanding. We believe that passing a large number of frames for actions with short duration captures multiple motion types present in the video at different instances and hence confuses the network training.

4.3. Video Playback Style Recommendation

For a subjective evaluation of our video playback style recommendations, we conducted a user study with 10 volunteers. We downloaded two clips for each of the following five actions from YouTube: *cartwheel*, *diving*, *running*, *clapping*, and *drinking*. Our network predicted the motion

Table 2. Motion Type Classifier Top-1 Accuracy.

Method	Accuracy
Baseline Classifier	25.64
Ours _{Scratch}	38.56
Ours _{ImageNet}	57.58
Ours _{Kinetics}	72.68

Table 3. Comparison of motion classifier top-1 accuracy and MAC operations for a varying number of input segments for the network.

Segments	Accuracy	MACs
1	61.76	0.41G
2	71.05	0.82G
3	72.68	1.23G
8	68.17	3.28G

type of each video, and we applied the matching playback style based on the mapping shown in Table 1. We also prepared a comparison set for the same videos with randomly applied playback styles. We evaluated our recommended playback styles against these randomly selected playback styles. The volunteers were asked to select the most aesthetic and preferred result from these two sets, the results of which are shown in Fig. 4. For the categories that have a large global motions like cartwheel, diving, and running, our predicted playback style was ranked better than random playback style on an average. To our surprise, while the diving action was not present in our training set, our engine was able to recommend the best-suited playback style for the class. This provides evidence for the proposition that training to predict motion type captures more abstract information than actions, and generalizes well for unseen data. On the contrary, for local action categories such as drinking and clapping, our method was indistinguishable to random selection as the impact of playback style is not very evident when motion is confined to a small spatial region.

4.4. Video Retrieval

To further analyze the spatio-temporal features learned by our motion type classifier, we used these features to perform video retrieval. Given a query video, we aim to find the three most similar videos to the query video from a

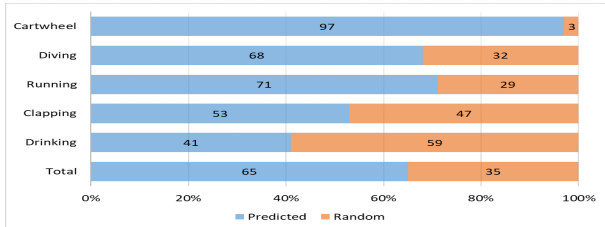


Figure 4. Subjective study for video playback style recommendation.

database of videos. We feed all the videos from HMDB51 to our motion classifier and extract the 1280-dimensional feature vector described in Sec. 3.1 for each video. In an ideal scenario, this feature vector represents the motion present in the video in a compressed form. We apply the k-nearest-neighbor algorithm in the 1280-dimensional feature vector space to find videos having similar motion patterns as that of the query video. Some example retrievals from HMDB51 are shown in Fig. 5, from which it is evident that our learned representations capture meaningful semantic information of object motion. In Fig. 5a) the query video was of smoking, and all retrieved results (laugh, chew and chew) have local facial motions. In Fig. 5b) and c) the first two results are from the same scene but at different points in time. In Fig. 5b) the third retrieved result is of a golf swing, which has similar hand movement to that of a cartwheel. Similarly, for c) the last retrieved result is of a person diving from a cliff, which is very similar to the query video of a goal-keeper diving for football. For Fig. 5d) all retrieved videos have linear motion and in Fig. 5e) all the retrieved actions for the query video of throw follow projectile motion.

5. Conclusion

In this work, we have examined the importance of object motion features in video analysis. We trained a model that understands the underlying object motion patterns and classifies the object motion into one of the five defined directional motion classes. We have also shown the exciting use case of playback style recommendation based on our classifier’s predicted motion type. Finally, we have evaluated the representations learned by motion type classifiers for video retrieval and have found that these representations generalize well for this task. In the future, we plan to explore other possible approaches to model object motions in the videos. We will also evaluate the generalization ability of learned representations for more challenging video tasks such as action localization and classification.

References

- [1] Nadine Behrmann, Jurgen Gall, and Mehdi Noroozi. Unsupervised video representation learning by bidirectional feature prediction. In *Proceedings of the IEEE/CVF Winter Conference on Applications of Computer Vision*, pages 1670–1679, 2021.
- [2] Sagie Benaim, Ariel Ephrat, Oran Lang, Inbar Mosseri, William T Freeman, Michael Rubinstein, Michal Irani, and Tali Dekel. Speednet: Learning the speediness in videos. In *Proceedings of CVPR*, pages 9922–9931, 2020.
- [3] Joao Carreira and Andrew Zisserman. Quo vadis, action recognition? a new model and the kinetics dataset. In *proceedings of CVPR*, pages 6299–6308, 2017.
- [4] Nieves Crasto, Philippe Weinzaepfel, Kartek Alahari, and Cordelia Schmid. Mars: Motion-augmented rgb stream for

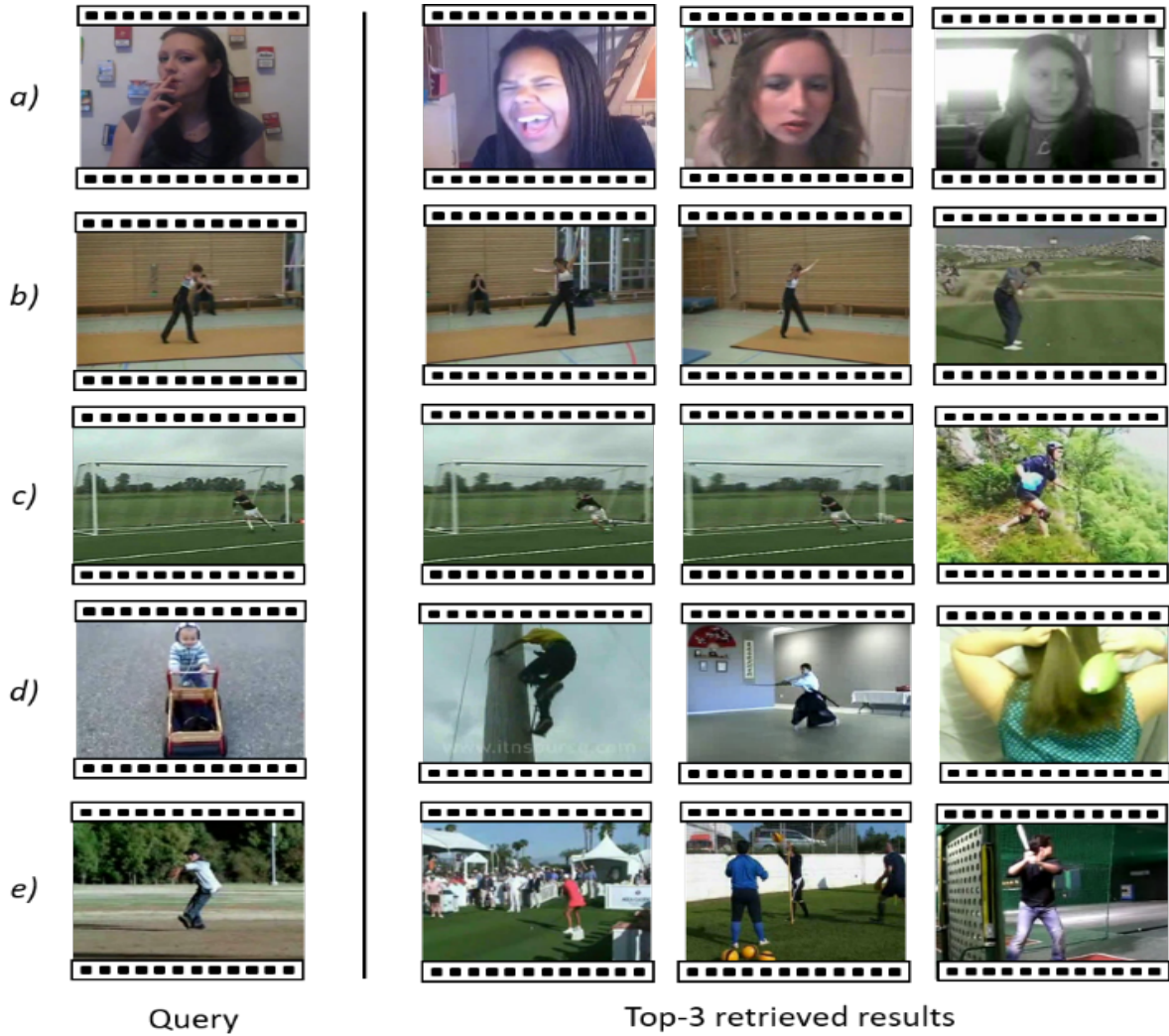


Figure 5. Video retrieval from HMDB51 dataset using learned feature vectors

- action recognition. In *Proceedings of CVPR*, pages 7882–7891, 2019.
- [5] Navneet Dalal, Bill Triggs, and Cordelia Schmid. Human detection using oriented histograms of flow and appearance. In *ECCV*, pages 428–441. Springer, 2006.
- [6] Jia Deng, Wei Dong, Richard Socher, Li-Jia Li, Kai Li, and Li Fei-Fei. Imagenet: A large-scale hierarchical image database. In *2009 CVPR*, pages 248–255. Ieee, 2009.
- [7] Konstantinos G Derpanis, Mikhail Sizintsev, Kevin J Cannons, and Richard P Wildes. Action spotting and recognition based on a spatiotemporal orientation analysis. *IEEE transactions on pattern analysis and machine intelligence*, 35(3):527–540, 2012.
- [8] Piotr Dollár, Vincent Rabaud, Garrison Cottrell, and Serge Belongie. Behavior recognition via sparse spatio-temporal features. In *2005 IEEE International Workshop on Visual Surveillance and Performance Evaluation of Tracking and Surveillance*, pages 65–72. IEEE, 2005.
- [9] Alexey Dosovitskiy, Philipp Fischer, Eddy Ilg, Philip Hausser, Caner Hazirbas, Vladimir Golkov, Patrick Van Der Smagt, Daniel Cremers, and Thomas Brox. FlowNet: Learning optical flow with convolutional networks. In *Proceedings of ICCV*, pages 2758–2766, 2015.
- [10] Lijie Fan, Wenbing Huang, Chuang Gan, Stefano Ermon, Boqing Gong, and Junzhou Huang. End-to-end learning of motion representation for video understanding. In *Proceedings of CVPR*, pages 6016–6025, 2018.
- [11] Christoph Feichtenhofer, Axel Pinz, and Richard P Wildes. Dynamically encoded actions based on spacetime saliency. In *Proceedings of CVPR*, pages 2755–2764, 2015.
- [12] Christoph Feichtenhofer, Axel Pinz, and Richard P Wildes. Spatiotemporal multiplier networks for video action recognition. In *Proceedings of CVPR*, pages 4768–4777, 2017.
- [13] Christoph Feichtenhofer, Axel Pinz, and Andrew Zisserman. Convolutional two-stream network fusion for video action recognition. In *Proceedings of CVPR*, pages 1933–1941, 2016.

- [14] Basura Fernando, Hakan Bilen, Efstratios Gavves, and Stephen Gould. Self-supervised video representation learning with odd-one-out networks. In *Proceedings of CVPR*, pages 3636–3645, 2017.
- [15] Tengda Han, Weidi Xie, and Andrew Zisserman. Video representation learning by dense predictive coding. In *Proceedings of CVPRW*, pages 0–0, 2019.
- [16] Kensho Hara, Hirokatsu Kataoka, and Yutaka Satoh. Can spatiotemporal 3d cnns retrace the history of 2d cnns and imagenet? In *Proceedings of the CVPR*, pages 6546–6555, 2018.
- [17] Eddy Ilg, Nikolaus Mayer, Tonmoy Saikia, Margret Keuper, Alexey Dosovitskiy, and Thomas Brox. FlowNet 2.0: Evolution of optical flow estimation with deep networks. In *Proceedings of the IEEE conference on computer vision and pattern recognition*, pages 2462–2470, 2017.
- [18] Simon Jenni, Givi Meishvili, and Paolo Favaro. Video representation learning by recognizing temporal transformations. *arXiv preprint arXiv:2007.10730*, 2020.
- [19] Will Kay, Joao Carreira, Karen Simonyan, Brian Zhang, Chloe Hillier, Sudheendra Vijayanarasimhan, Fabio Viola, Tim Green, Trevor Back, Paul Natsev, et al. The kinetics human action video dataset. *arXiv preprint arXiv:1705.06950*, 2017.
- [20] Alexander Klaser, Marcin Marszałek, and Cordelia Schmid. A spatio-temporal descriptor based on 3d-gradients. 2008.
- [21] Hildegard Kuehne, Hueihan Jhuang, Estíbaliz Garrote, Tomaso Poggio, and Thomas Serre. Hmdb: a large video database for human motion recognition. In *2011 ICCV*, pages 2556–2563. IEEE, 2011.
- [22] Ivan Laptev, Marcin Marszałek, Cordelia Schmid, and Benjamin Rozenfeld. Learning realistic human actions from movies. In *2008 CVPR*, pages 1–8. IEEE, 2008.
- [23] Ji Lin, Chuang Gan, and Song Han. Tsm: Temporal shift module for efficient video understanding. In *Proceedings of ICCV*, pages 7083–7093, 2019.
- [24] Ishan Misra, C Lawrence Zitnick, and Martial Hebert. Shuffle and learn: unsupervised learning using temporal order verification. In *ECCV*, pages 527–544. Springer, 2016.
- [25] Joe Yue-Hei Ng, Jonghyun Choi, Jan Neumann, and Larry S Davis. ActionflowNet: Learning motion representation for action recognition. In *2018 WACV*, pages 1616–1624. IEEE, 2018.
- [26] Rui Qian, Tianjian Meng, Boqing Gong, Ming-Hsuan Yang, Huisheng Wang, Serge Belongie, and Yin Cui. Spatiotemporal contrastive video representation learning. *arXiv preprint arXiv:2008.03800*, 2020.
- [27] Mark Sandler, Andrew Howard, Menglong Zhu, Andrey Zhmoginov, and Liang-Chieh Chen. Mobilenetv2: Inverted residuals and linear bottlenecks. In *Proceedings of CVPR*, pages 4510–4520, 2018.
- [28] Zheng Shou, Xudong Lin, Yannis Kalantidis, Laura Sevilla-Lara, Marcus Rohrbach, Shih-Fu Chang, and Zhicheng Yan. Dmc-net: Generating discriminative motion cues for fast compressed video action recognition. In *Proceedings of CVPR*, pages 1268–1277, 2019.
- [29] Karen Simonyan and Andrew Zisserman. Two-stream convolutional networks for action recognition in videos. *arXiv preprint arXiv:1406.2199*, 2014.
- [30] Du Tran, Lubomir Bourdev, Rob Fergus, Lorenzo Torresani, and Manohar Paluri. Learning spatiotemporal features with 3d convolutional networks. In *Proceedings of ICCV*, pages 4489–4497, 2015.
- [31] Du Tran, Heng Wang, Lorenzo Torresani, Jamie Ray, Yann LeCun, and Manohar Paluri. A closer look at spatiotemporal convolutions for action recognition. In *Proceedings of CVPR*, pages 6450–6459, 2018.
- [32] Heng Wang and Cordelia Schmid. Action recognition with improved trajectories. In *Proceedings of ICCV*, pages 3551–3558, 2013.
- [33] Jiangliu Wang, Jianbo Jiao, Linchao Bao, Shengfeng He, Yunhui Liu, and Wei Liu. Self-supervised spatio-temporal representation learning for videos by predicting motion and appearance statistics. In *Proceedings of CVPR*, pages 4006–4015, 2019.
- [34] Limin Wang, Yuanjun Xiong, Zhe Wang, Yu Qiao, Dahua Lin, Xiaoou Tang, and Luc Van Gool. Temporal segment networks: Towards good practices for deep action recognition. In *ECCV*, pages 20–36. Springer, 2016.
- [35] Xiaolong Wang and Abhinav Gupta. Unsupervised learning of visual representations using videos. In *Proceedings of ICCV*, pages 2794–2802, 2015.
- [36] Saining Xie, Chen Sun, Jonathan Huang, Zhuowen Tu, and Kevin Murphy. Rethinking spatiotemporal feature learning: Speed-accuracy trade-offs in video classification. In *ECCV*, pages 305–321, 2018.
- [37] Dejing Xu, Jun Xiao, Zhou Zhao, Jian Shao, Di Xie, and Yueting Zhuang. Self-supervised spatiotemporal learning via video clip order prediction. In *Proceedings of CVPR*, pages 10334–10343, 2019.
- [38] Dejun Zhang, Linchao He, Zhigang Tu, Shifu Zhang, Fei Han, and Boxiong Yang. Learning motion representation for real-time spatio-temporal action localization. *Pattern Recognition*, 103:107312, 2020.

A. Appendix

A.1. Action to Motion Type Mapping

We have manually annotated all the action classes present in HMDB51 with motion type classes based on the mapping shown in Table 4. to obtain mHMDB51 dataset. We have used mHMDB51 dataset for training and evaluation of motion type classifier.

Table 4. Motion Type mapping based on action class

Action	Motion Type
brush_hair	Linear
cartwheel	Projectile
catch	Projectile
chew	Local
clap	Oscillatory
climb	Linear
climb_stairs	Linear
dive	Projectile
draw_sword	Random
dribble	Oscillatory
drink	Local
eat	Local
fall_floor	Random
fencing	Random
flic_flac	Projectile
golf	Projectile
handstand	Projectile
hit	Projectile
hug	Random
jump	Projectile
kick	Random
kick_ball	Random
kiss	Local
laugh	Local
pick	Random
pour	Local
pullup	Oscillatory
punch	Linear
push	Linear
pushup	Oscillatory
ride_bike	Linear
ride_horse	Linear
run	Linear
shake_hands	Local
shoot_ball	Projectile
shoot_bow	Linear
shoot_gun	Local
sit	Random
situp	Oscillatory
smile	Local
smoke	Local
somersault	Projectile
stand	Random
swing_baseball	Projectile
sword	Random
sword_exercise	Random
talk	Local
throw	Projectile
turn	Random
walk	Linear
wave	Local