

HyperQube: A QBF-Based Bounded Model Checker for Hyperproperties

Tzu-Han Hsu¹, Borzoo Bonakdarpour¹, and César Sánchez²

¹ Michigan State University, USA, {tzuhan, borzoo}@msu.edu

² IMDEA Software Institute, Spain, cesar.sanchez@imdea.org

Abstract. This paper presents *HyperQube*, a push-button QBF-based bounded model checker for hyperproperties. Hyperproperties are properties of systems that relate multiple computation traces, including many important information-flow security and concurrency properties. *HyperQube* takes as input a NuSMV model and a formula expressed in the temporal logic *HyperLTL*. Unlike the existing similar tools, our QBF-based technique allows *HyperQube* to seamlessly deal with quantifier alternations. Based on the selection of either bug hunting or find witnesses, the instances of counterexamples or witnesses are returned. We report on successful and effective model checking for a rich set of experiments on a variety of case studies, including information security, concurrent data structures, path planning for robots, and mutation testing.

Data Availability Statement: An artifact will be submitted to the AEC under EasyChair id 136.

1 Introduction

Hyperproperties [10] are *system-wide* properties (rather than the property of individual execution traces) that allow us to deal with important information-flow security policies [10] (e.g., *non-interference* [17]), consistency models in concurrent computing [4] (e.g., *linearizability* [19]), and robustness models in cyber-physical systems [5, 25]. The temporal logic *HyperLTL* [9] extends LTL with explicit and simultaneous quantification over execution traces, allowing to describe properties of multiple traces. For example, non-interference can be specified in *HyperLTL* as follows:

$$\forall \pi. \exists \pi'. \Box(\lambda_{\pi'}) \wedge \Box(o_{\pi} \leftrightarrow o_{\pi'})$$

which stipulates that for every trace π , there exists a trace π' in which all the secret inputs are masked by a dummy value λ , and, π and π' agree on the value of the publicly observable output o .

There has been a recent surge of model checking techniques for *HyperLTL* specifications [9, 11, 15, 16]. These approaches employ various techniques (e.g., alternating automata, model counting, strategy synthesis, etc) to verify hyperproperties. The tool *MCHyper* implements some of these ideas by computing the self-composition of the input model and reducing the problem to LTL model

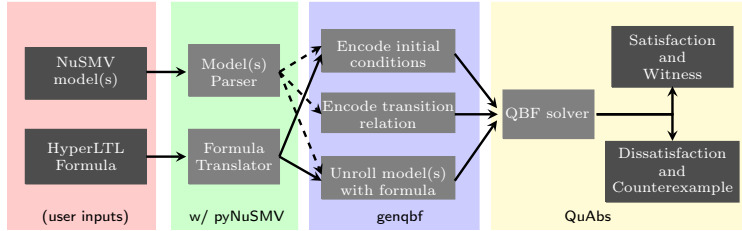


Fig. 1: Data-flow of the HyperQube tool.

checking on top of the model checker ABC [6, 23]. However, these efforts generally fall short in proposing a general push-button method to deal with identifying bugs with respect to HyperLTL formulas involving arbitrary quantifier alternation. Indeed, quantifier alternation has been shown to generally elevate the complexity class of model checking HyperLTL specifications in different shapes of models [3, 9].

In this paper, we introduce the tool `HyperQube`³, a fully automated *bounded model checker* (BMC) for hyperproperties based on the QBF-based technique introduced in [20]. In a nutshell, `HyperQube` works as follows:

- It takes as input a set of model(s) (up to one per trace quantifier) and a HyperLTL formula;
- The inputs are parsed into a Boolean encoding, which are unrolled together up-to a certain bound $k \geq 0$, and
- A query is generated to a solver that determines satisfiability of quantified Boolean formulas (QBF) whose output (the satisfiability of the unrolled formulas) is interpreted to decide the outcome of the original model-checking problem.

1.1 Tool Architecture

Figure 1 shows the overall architecture of `HyperQube`. Our language to express input models is NuSMV [8]. We use our simple grammar for HyperLTL formulas. First, these inputs are translated into a Boolean representation. In the case of the model our tool uses the `pyNuSMV` library [7] for parsing NuSMV models. Next, the Boolean encodings are handed over to another home-grown component called `genqbf` (written in OCaml), which unrolls the BDD transition relation obtained by `pyNuSMV` along with the temporal part of the input HyperLTL formula. The unrolling depends on the bound and the choice of HyperLTL bounded semantics [20], provided by the user. It also adds quantification over variables to generate a QBF input instance. Finally, the our tool runs a QBF solver (currently `QuAbs` [24]) to check the satisfiability of the unrolled QBF formulas and interprets the output. Our QBF encoding is a natural generalization for HyperLTL of the classical BMC for LTL [1]. The solver will either output a negative or

³ The tool and documentation are available at <https://cse.msu.edu/tart/tools>.

affirmative verdict. If the original specification quantifier(s) are universal before negation, and the solver produces an affirmative answer, `HyperQube` generates a counterexample. It may also generate an inconclusive outcome, for example because a larger bound is needed. We note that the current version of `HyperQube` does not incorporate a loop condition. This, of course, comes at the cost of lack of completeness.

Following our results in [20], `HyperQube` allows to interpret a wide range of outcomes of the QBF solver and relate the outputs to the original model checking decision problem, based on the following bounded semantics for `HyperLTL`:

- *Pessimistic* semantics (like in LTL BMC [2]) under which pending eventualities are considered to be unfulfilled. This semantics works for *sometimes finitely satisfiable* (SFS) [18] temporal formulas and paves the way for bug hunting.
- *Optimistic* semantics considers the dual case, where pending eventualities are assumed to be fulfilled at the end of the trace. This semantics works for *sometimes finitely refutable* (SFR) [18] formulas, and allows us to interpret unsatisfiability of QBF as proof of correctness even with bounded traces.
- *Halting* variants of the optimistic and pessimistic semantics, which allow sound and complete decision on a verdict for terminating models.

We note that besides verification, `HyperQube` can also be used for synthesis through returning witnesses to existential quantifiers in the input `HyperLTL` formula. We will discuss such applications in Section 5.

1.2 Contributions

In summary, the contributions of this tool paper are:

1. The tool `HyperQube` that is able to perform BMC for `HyperLTL`. Besides the inherent “bug hunting” feature of BMC, a key advantage of our approach—compared to state-of-the-art `HyperLTL` model-checkers such as `MCHyper`—is the ability of `HyperQube` to seamlessly handle formulas with quantifier alternation, which is a source of difficulty in model checking hyperproperties.
2. We discuss a diverse set of case studies. Our experimental evaluation includes a wide range of case studies, such as information-flow security, linearizability in concurrent data structures, path planning in robotic applications, and mutation testing. Our evaluation shows that our technique is effective and efficient in identifying bugs in several prominent examples. Our QBF-based approach is more efficient than a brute-force SAT/SMT-based approach, where universal and existential quantifiers are eliminated by combinatorial expansion to conjunctions and disjunctions. We also show that in some cases our approach can also be used as a tool for synthesis. All experiments evaluation in this paper are compared to our preliminary findings in [20].

Organization. The rest of the paper is structured as follows. We present the preliminary concepts in Section 2. Section 3 discusses the core algorithm implemented in `HyperQube`. Section 4 introduces the tool design and implementation in detail. Section 5 presents an empirical evaluation. Finally, Section 6 concludes.

2 Preliminaries

2.1 Kripke Structures

Let AP be a finite set of *atomic propositions* and $\Sigma = 2^{AP}$ be the *alphabet*. A *letter* is an element of Σ . A *trace* $t \in \Sigma^\omega$ over alphabet Σ is an infinite sequence of letters: $t = t(0)t(1)t(2)\dots$

Definition 1. A Kripke structure is a tuple $K = \langle S, S_{init}, \delta, L \rangle$, where

- S is a finite set of states and $S_{init} \subseteq S$ is the set of initial states;
- $\delta \subseteq S \times S$ is a transition relation, and
- $L : S \rightarrow \Sigma$ is a labeling function on the states of K .

We require that for each $s \in S$, there exists $s' \in S$, such that $(s, s') \in \delta$.

Example. Consider the simple program in Alg. 1. There are two Boolean variables, *high* and *low*, representing high and low-security variables respectively. Initially, both *high* and *low* are set to false. In step 2 (i.e., program counter is 2), the value of *high* is nondeterministically set to either true or false, where the value of *low* stays as false. In step 3, *low* changes according to the conditional statement, and the whole program halts (i.e., *halt* = true). The Kripke structure of Alg. 1 is shown below on Fig. 2 (left).

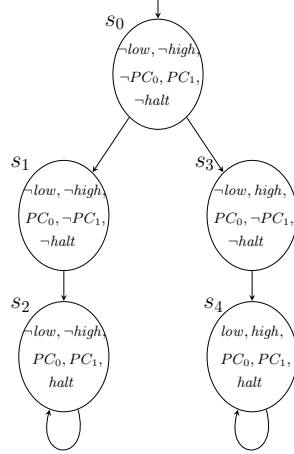
A *path* of a Kripke structure is an infinite sequence of states $s(0)s(1)\dots \in S^\omega$, such that $s(0) \in S_{init}$, and for all $i \geq 0$, $(s(i), s(i+1)) \in \delta$. A trace of a Kripke structure is a trace $t(0)t(1)t(2)\dots \in \Sigma^\omega$, such that there exists a path $s(0)s(1)\dots \in S^\omega$ with $t(i) = L(s(i))$ for all $i \geq 0$. We denote by $Traces(K, s)$ the

Algorithm 1:
Running Example

```

1 high, low := false
2 high := {true, false}
3 if high then
  low = true
  halt = true

```



<pre> MODULE main VAR low: boolean; high: boolean; halt: boolean; PC: 1..3; ASSIGN init(low) := false; init(high) := false; init(halt) := false; init(PC) := 1; next(low) := case (PC=2 & high) := true; TRUE: false; esac; </pre>	<pre> next(high) := case (PC=1): TRUE, FALSE; TRUE: high; esac; next(halt) := case (PC=2): TRUE; TRUE: halt; esac; next(PC) := case (PC<3): PC+1; TRUE: PC esac; </pre>
--	--

Fig. 2: The Kripke structure and NuSMV model of Alg. 1.

set of all traces of K with paths that start in state $s \in S$, and use $Traces(K)$ as a shorthand for $\bigcup_{s \in S_{init}} Traces(K, s)$.

2.2 The Temporal Logic HyperLTL [9]

Syntax. The syntax of HyperLTL formulas is defined by the following grammar:

$$\begin{aligned} \varphi &::= \exists \pi. \varphi \mid \forall \pi. \varphi \mid \phi \\ \phi &::= \text{true} \mid a_\pi \mid \neg \phi \mid \phi \vee \phi \mid \phi \wedge \phi \mid \phi \mathcal{U} \phi \mid \phi \mathcal{R} \phi \mid \bigcirc \phi \end{aligned}$$

where $a \in \text{AP}$ and π is a *trace variable* from an infinite supply \mathcal{V} . The Boolean connectives \neg , \vee , and \wedge have the usual meaning, \mathcal{U} is the temporal *until* operator, \mathcal{R} is the temporal *release* operator, and \bigcirc is the temporal *next* operator. We also use other derived Boolean and temporal operators such as \rightarrow , and \leftrightarrow , *eventually* $\diamond \varphi \equiv \text{true} \mathcal{U} \varphi$ and *globally* $\square \varphi \equiv \neg \diamond \neg \varphi$. The quantified formulas $\exists \pi$ and $\forall \pi$ are read as “along some trace π ” and “along all traces π ”, respectively. We use $Vars(\varphi)$ for the set of path variables used in formula φ .

Semantics. An interpretation $\mathcal{T} = \langle T_\pi \rangle_{\pi \in Vars(\varphi)}$ of a formula φ consists of a tuple of sets of traces, with one set T_π per trace variable π in $Vars(\varphi)$, denoting the set of traces assigned to π . Note that we allow quantifiers to range over different models. We will use this feature in the verification of hyperproperties such as linearizability. That is, each set of traces comes from a Kripke structure and we use $\mathcal{K} = \langle K_\pi \rangle_{\pi \in Vars(\varphi)}$ to denote a *family* of Kripke structures, so $T_\pi = Traces(K_\pi)$ is the traces that π can range over, which comes from K_π . Abusing notation, we write $\mathcal{T} = Traces(\mathcal{K})$. Note that picking a single K and letting $K_\pi = K$ for all π is a particular case, which leads to the original semantics of HyperLTL [9].

Our semantics of HyperLTL is defined with respect to a trace assignment, which is a partial map $\Pi: Vars(\varphi) \rightarrow \Sigma^\omega$. The assignment with the empty domain is denoted by Π_\emptyset . Given a trace assignment Π , a trace variable π , and a concrete trace $t \in \Sigma^\omega$, we denote by $\Pi[\pi \rightarrow t]$ the assignment that coincides with Π everywhere but at π , which is mapped to trace t . We use pointed models (\mathcal{T}, Π, i) where $i \in \mathbb{Z}_{\geq 0}$ is a pointer that indicates the current evaluating position. The semantics of true , a_π , \neg , \wedge and \vee is standard (see [20]). For the temporal operators:

$$\begin{aligned} (\mathcal{T}, \Pi, 0) \models \exists \pi. \psi & \quad \text{iff} \quad \text{there is a } t \in T_\pi, \text{ such that } (\mathcal{T}, \Pi[\pi \rightarrow t], 0) \models \psi, \\ (\mathcal{T}, \Pi, 0) \models \forall \pi. \psi & \quad \text{iff} \quad \text{for all } t \in T_\pi, \text{ such that } (\mathcal{T}, \Pi[\pi \rightarrow t], 0) \models \psi, \\ (\mathcal{T}, \Pi, i) \models \bigcirc \psi & \quad \text{iff} \quad (\mathcal{T}, \Pi, i+1) \models \psi, \\ (\mathcal{T}, \Pi, i) \models \psi_1 \mathcal{U} \psi_2 & \quad \text{iff} \quad \text{there is a } j \geq i \text{ for which } (\mathcal{T}, \Pi, j) \models \psi_2 \text{ and} \\ & \quad \text{for all } k \in [i, j), (\mathcal{T}, \Pi, k) \models \psi_1, \\ (\mathcal{T}, \Pi, i) \models \psi_1 \mathcal{R} \psi_2 & \quad \text{iff} \quad \text{either for all } j \geq i, (\mathcal{T}, \Pi, j) \models \psi_2, \text{ or,} \\ & \quad \text{for some } j \geq i, (\mathcal{T}, \Pi, j) \models \psi_1 \text{ and} \\ & \quad \text{for all } k \in [i, j]: (\mathcal{T}, \Pi, k) \models \psi_2. \end{aligned}$$

We say that an interpretation \mathcal{T} satisfies a sentence φ , denoted by $\mathcal{T} \models \varphi$, if $(\mathcal{T}, \Pi_\emptyset, 0) \models \varphi$. We say that a family of Kripke structures \mathcal{K} satisfies a

sentence φ , denoted by $\mathcal{K} \models \varphi$, if $\langle \text{Traces}(K_\pi) \rangle_{\pi \in \text{Vars}(\varphi)} \models \varphi$. When the same Kripke structure K is used for all path variables we write $K \models \varphi$.

Example. Consider the *non-interference* security policy specified by the following HyperLTL formula:

$$\varphi_{\text{NI}} = \forall \pi_A. \exists \pi_B. \bigcirc (high_{\pi_A} \not\leftrightarrow high_{\pi_B}) \wedge \square (low_{\pi_A} \leftrightarrow low_{\pi_B})$$

which stipulates that for all traces π_A , there must exist a π_B such that their *high-security* value *high* are different, but the *low-security* observation *low* always stays the same. Satisfying φ_{NI} infers that one cannot guess the secret value by observing the public information. It is straightforward to observe that in Alg. 1, since the value of *low* variable depends on the value of *high* variable, a public observer can obtain the actual value of *high* by observing *low*: the path $s_0 s_1 s_2^\omega$ is a counterexample to φ_{NI} .

3 The Algorithmic Backbone of HyperQube

We present now the core algorithm used in HyperQube from [20]. As Fig. 1 shows, the data-flow in HyperQube is as follows. The input to the tool are a HyperLTL formula, e.g., $\varphi = \forall \pi_A. \exists \pi_B. \psi$, and a family of Kripke structures, e.g., $\mathcal{K} = (K_A, K_B)$ (one per trace variable). HyperQube performs the following steps. First, the transition relation of K_π (for every π) is parsed into a Boolean encoding $\llbracket K_\pi \rrbracket$. Second, the inner LTL subformula ψ is also parsed into a Boolean representation $\llbracket \psi \rrbracket$ in a similar fashion to the BMC unrolling technique for LTL. For model checking φ , the QBF encoding for a bound $k \geq 0$ is:

$$\llbracket \mathcal{K}, \neg\varphi \rrbracket_k = \exists \overline{x_A}. \forall \overline{x_B}. \llbracket K_A \rrbracket_k \wedge (\llbracket K_B \rrbracket_k \rightarrow \llbracket \neg\psi \rrbracket_k),$$

where the vector of Boolean variables $\overline{x_A}$ (respectively, $\overline{x_B}$) is used to represent the states and propositions of K_A (resp. K_B) for steps from 0 to k . Formulas $\llbracket K_A \rrbracket_k$ and $\llbracket K_B \rrbracket_k$ are the unrollings K_A (which uses $\overline{x_A}$) and K_B (which uses $\overline{x_B}$), and $\llbracket \neg\psi \rrbracket_k$ (which uses both $\overline{x_A}$ and $\overline{x_B}$). In the following subsections, we describe in detail (1) the bounded semantics, and (2) how we generate a QBF query from an instance of the model checking problem.

3.1 Bounded Semantics for HyperLTL

Consider a closed HyperLTL of the form $\mathbb{Q}_A \pi_A. \mathbb{Q}_B \pi_B \dots \mathbb{Q}_Z \pi_Z. \psi$, where $\mathbb{Q} \in \{\forall, \exists\}$. We assume that the formula has been converted into negation-normal form (NNF) so that the negation symbol only appears in front of atomic propositions, e.g., $\neg a_{\pi_A}$. Without loss of generality and for the sake of clarity from other numerical indices, we use roman alphabet as indices of trace variables. Thus, we assume that $\text{Vars}(\varphi) \subseteq \{\pi_A, \pi_B, \dots, \pi_Z\}$.

Let $k \geq 0$ be the unrolling *bound* and let $\mathcal{T} = \langle T_A \dots T_Z \rangle$ be a tuple of sets of traces, one per trace variable. We start by defining a satisfaction relation between

semantics	intuition	infinite inference
<i>pessimistic</i>	A formula is declared <i>false</i> unless it is witnessed to be true within the bound explored.	If $(\mathcal{T}, \Pi, 0) \models_k^{pes} \varphi$, then $(\mathcal{T}, \Pi, 0) \models \varphi$
<i>optimistic</i>	A formula is declared <i>true</i> unless it is witnessed to be false within the bound explored.	If $(\mathcal{T}, \Pi, 0) \not\models_k^{opt} \varphi$, then $(\mathcal{T}, \Pi, 0) \not\models \varphi$
<i>halting pessimistic</i>	A formula is declared <i>false</i> unless it is witnessed to be true before the program halts.	If $(\mathcal{T}, \Pi, 0) \models_k^{hpes} \varphi$, then $(\mathcal{T}, \Pi, 0) \models \varphi$
<i>halting optimistic</i>	A formula is declared <i>true</i> unless it is witnessed to be false before the program halts.	If $(\mathcal{T}, \Pi, 0) \not\models_k^{hopt} \varphi$, then $(\mathcal{T}, \Pi, 0) \not\models \varphi$

Table 1: Bounded Semantics for HyperLTL [20].

HyperLTL formulas for a bounded exploration k and models (\mathcal{T}, Π, i) , where \mathcal{T} is the tuple of set of traces, Π is a trace assignment mapping, and $i \in \mathbb{Z}_{\geq 0}$ that points to the position of traces. We define four different bounded semantics as presented in Table 1. Intuitively, bounded semantics are different strategies to predict the unseen future with finite observations. All these semantics coincide in the interpretation of quantifiers, Boolean connectives, and temporal operators up-to instant $k - 1$, but differ in their assumptions about unseen future events after the bound of observation k .

The pessimistic semantics is aligned with the traditional BMC for LTL. In the pessimistic semantics a formula is declared false unless it is witnessed to be true within the bound explored. In other words, formulas can only get “truer” with more information obtained by a longer unrolling. Dually, the optimistic semantics considers a formula true unless there is evidence within the bounded exploration on the contrary. Therefore, formulas only get “falsier” with further unrolling. For example, formula $\Box p$ always evaluates to false in the pessimistic semantics. In the optimistic semantics, it evaluates to true up-to bound k if p holds in all states of the trace up-to and including k . However, if the formula evaluates to false at some point before k , then it evaluates to false for all $j \geq k$.

In turn, the verdict obtained from the exploration up-to k can (in some cases) be used to infer the verdict of the model checking problem. As in classical BMC, if the pessimistic semantics find a model, then it is indeed a model. Dually, if our optimistic semantics fail to find a model, then there is no model.

3.2 QBF Encoding

Given a family of Kripke structures \mathcal{K} , a HyperLTL formula φ , and bound $k \geq 0$, our goal is to construct a QBF formula $\llbracket \mathcal{K}, \varphi \rrbracket_k$ whose satisfiability can be used to infer whether or not $\mathcal{K} \models \varphi$. We use our running example to describe the idea.

Encoding the models. We introduce variables n_0, n_1, \dots to encode the state of the Kripke structure and use $\text{AP}^* = \text{AP} \cup \{n_0, n_1, \dots\}$ for the extended alphabet that includes these new variables. In this manner, the set of initial states of a Kripke structure is a Boolean formula over AP^* , e.g., for the program in Alg. 1, the initial condition is as follows:

$$I_A := (\neg n_0 \wedge \neg n_1 \wedge \neg n_2) \wedge \neg \text{high} \wedge \neg \text{low} \wedge \neg \text{halt} \wedge (\neg PC_0 \wedge PC_1)$$

That is, $(\neg n_0 \wedge \neg n_1 \wedge \neg n_2)$ represents state s_0 , the value of *high* and *low* are both false initially, the program has not halted yet so *halt* is false, and the value of program counter $(\neg PC_0 \wedge PC_1)$ indicates initially an execution is at the first line of the program. All other states can be encoded in the same manner.

To encode the transition relation δ into QBF, we populate all variables with a new copy of AP^* for each Kripke structure K_A and position in the unrolling. Then, we produce a Boolean formula that encodes the unrolling up-to k . We use x_A^i for the set of fresh copies of the variables AP^* of K_A corresponding to position $i \in [0, k]$. We use $I_A(x)$ for the Boolean formula (using variables from x) that encodes the initial states, and $\delta_A(x, x')$ (for two copies of the variables x and x') for the Boolean formula whether x' encodes a successor states of x . For example, for $k = 3$, we unroll the transition relation up-to 3 as follows,

$$\llbracket K_A \rrbracket_3 = I_A(x_A^0) \wedge \delta_A(x_A^0, x_A^1) \wedge \delta_A(x_A^1, x_A^2) \wedge \delta_A(x_A^2, x_A^3)$$

which is the Boolean formula representing valid traces of length 4, using four copies of the variables AP_A^* that represent the Kripke structure K_A .

Encoding the inner LTL formula. This is analogous to the standard BMC, except for the choice of different semantics described in Subsection 3.1. Consider the non-interference formula φ_{NI} we introduced in Section 1. With the negated formula with bound $k = 3$, we have:

$$\begin{aligned} \llbracket \bigcirc(\text{high}_{\pi_A} \leftrightarrow \text{high}_{\pi_B}) \vee \diamond(\text{low}_{\pi_A} \not\leftrightarrow \text{low}_{\pi_B}) \rrbracket_3 := \\ (high_{\pi_A}^1 \leftrightarrow high_{\pi_B}^1) \vee ((low_{\pi_A}^0 \not\leftrightarrow low_{\pi_B}^0) \vee \\ (low_{\pi_A}^1 \not\leftrightarrow low_{\pi_B}^1) \vee (low_{\pi_A}^2 \not\leftrightarrow low_{\pi_B}^2) \vee (low_{\pi_A}^3 \not\leftrightarrow low_{\pi_B}^3)) \end{aligned}$$

Complete Formula. Finally, to combine the model description with the encoding of the HyperLTL formula, we use two identical copies of the given Kripke structure to represent different paths π_A and π_B on the model, denoted as K_A and K_B . The final resulting formula is:

$$\llbracket \mathcal{K}, \neg \varphi_{\text{NI}} \rrbracket_k := \exists \overline{x_A}. \forall \overline{x_B}. (\llbracket K_A \rrbracket_k \wedge (\llbracket K_B \rrbracket_k \rightarrow \llbracket \neg \varphi_{\text{NI}} \rrbracket_{0,k}^{pes}))$$

The satisfaction result shows that $\llbracket \mathcal{K}, \neg \varphi_{\text{NI}} \rrbracket_k^{pes}$ is true, indicating that a witness of violation is found. According to the pessimistic semantics, a successful detection of a counterexample allows to infer that $\mathcal{K} \not\models \varphi$ in the infinite semantics.

4 Implementation and Usage of HyperQube

HyperQube first translates the user inputs – model(s) and specification – into Boolean formulas, then unroll the formulas based on the selected bounded semantics, and finally checks the satisfiability using a QBF-solver. In the following subsections, we elaborate on each step in details.

4.1 Model Description

The input modeling language of HyperQube is NuSMV [8]. The internal representation of states and transitions in NuSMV is based on binary decision diagrams (BDDs) and we leverage the BDDs encoding to access the internal data structures of NuSMV to encode the state transitions into our QBF formulation. To this end, we use an existing python library `pyNuSMV` [7] to parse a NuSMV model, translate it into a Boolean encoding and access internal data structures.

The translation of a NuSMV model to Boolean formulas in our code is implemented in `parser.py`. We first load the given NuSMV model using the `compute_model()` function in `pyNuSMV` to create an instance of the given model. Next, our parser will analyze the type of each defined variable to decide whether we need to bit-blast the variable or not. For each numerical variable v_i , the parser will automatically generate $\log(\max(v_i))$ number of Boolean variables where $\max(v_i)$ is a function that returns the maximum value of v_i which is defined in the given NuSMV file.

For example, consider the NuSMV model for Alg. 1 shown in Fig. 2 (right). This model contains three Boolean variables (*low*, *high*, *halt*) and one numerical variable (*PC*). Since *PC* ranges from 1 to 3, our parser will first create two bits PC_0 and PC_1 to represent the value of *PC*. Then, it will also store this information (i.e., `{'PC', 2}`) into a internal python dictionary to reuse this information when needed. For parsing the transition relation, we will use the BDD information extracted by using `pyNuSMV` (i.e., uses functions `fsm.pick_all_states()` and `fsm.post(state)` to get pre- and post- conditions for each transition).

4.2 HyperLTL Grammar

Fig. 3 presents our grammar to express HyperLTL formulas as input to HyperQube. This grammar supports specifying each trace using `tid` to their corresponding trace variable, where each trace variable can be universally or existentially quantified. Next, for the inner LTL formula, we support three different kinds of operations: (1) arithmetic comparators (`arith_comp`) (2) binary temporal and propositional operators (`binary_op`), and (3) unary prefix operators (`unary_prefix_op`), such that:

- arithmetic comparators must be applied to two arithmetic values;
- binary operators can only be applied on two Boolean values; and,
- unary prefix operators must be followed by a single Boolean value.

statements	::= exists <tid> . <statement> forall <tid> . <statement> <form> (<statement>)
form	::= <form> <binary_op> <form> <unary_prefix_op> <form> <vid>[<tid>] (<form>) *<vid>[<tid>] <arith_comp> <vid>[<tid>]*
arith_comp	::= != =
binary_op	::= U R -> <-> /\ \/\
unary_prefix_op	::= G F X !

Fig. 3: Grammar for HyperLTL specification of HyperQube

For example, the non-interference formula φ_{NI} is written in our grammar as follows:

```
forall A. exists B.
  X(!(high[A] <-> high[B])) /\ G(low[A] <-> low[B])
```

HyperQube checks that the HyperLTL formulas are written in the correct syntax. For the models, the syntax checking is internally done by pyNuSMV. Consider again Alg. 1. The following are incorrect formulas and are rejected: $(PC[A] \wedge \text{halt}[B])$ (treating numerical variables as Boolean), or $(PC = \text{halt}[B])$ (treating Boolean variables as numerical). Furthermore, the tool checks (1) that all the variables in the input formulas are defined in the input NuSMV model, (2) that all variables appear in the input formula match the type definition in the given model (3) whether there are incorrect value assignments (i.e., value out of bound) in the formula. For example, if variable PC is defined to range from 0 to 10, then the expression $(PC[A] = 20)$ is declared incorrect.

4.3 Unrolling of Model and HyperLTL Formula

The next step is to unroll the transition relation along with the input formula as described in Section 3.2. This unrolling mechanism is implemented in the component `genqbf` written in OCaml. It takes as input the Boolean representation of the NuSMV model and the input HyperLTL specification, as discussed in Sections 4.1 and 4.2. Then, `genqbf` creates multiple copies of the model to build the complete formula. This stage also implements user-specified features, including the bound of unrolling, the selected bounded semantics, and the decision on whether the input HyperLTL formula should be negated (i.e., to perform counterexample hunting), or not (i.e., to perform witness searching).

4.4 Tool Usage

HyperQube and related documentation are available at <https://www.cse.msu.edu/tart/tools>. The main tool package is in the `/home/HyperQube` folder. In this directory, one can run HyperQube by invoking the shell script `hyperqube.sh`, which will call in turn the parser `parseSMV`, the unrolling mechanism `genqbf`, and the QBF solver `QuAbs`.

Tool Inputs. The model should be written in a NuSMV input file, and the HyperLTL formula (in the grammar described in Fig. 3) should be stored in a separate file. Another two required inputs are `k`, which is a number specifying the bound of BMC, and `sem` specifying the semantics, which can be `pes`, `opt`, `hpes` or `hopt`. To use the tool, execute the shell script `hyperqube.sh` with either four or five arguments, depending on whether one wishes to express a *single-model scenario*:

```
./hyperqube.sh <model_file> <formula_file> <k> <sem>
```

or a *multi-model scenario*:

```
./hyperqube.sh <m1_file> <m2_file> <formula_file> <k> <sem>
```

In the single model scenario, all trace variables refer to the same model. For example, the following invocation checks the symmetry property of the bakery algorithm using the pessimistic semantics with unrolling bound 27:

```
./hyperqube.sh bakery.smv symmetry 27 pes
```

In the multi-model case, the first and second path quantifiers refer to models `m1_file` and `m2_file` respectively. For example, the following run is used to find linearizability bugs in SNARK, where the *concurrent program* is `SNARK_conc` and the sequential model is `SNARK_seq`:

```
./hyperqube.sh SNARK_conc.smv SNARK_seq.smv linearizability 18 pes
```

Additionally the tool allows to specify bug-hunting (with the flag `-bughunt`, which causes the input formula to be negated and aims at finding a bug), or to find a witness (with the flag `-find`, where the original input formula is used for example for synthesis). If no flag is provided, the default behavior (`bughunt`) of HyperQube is to verify the original formula from the file specified in the argument.

Tool Outputs. After executing HyperQube, the solver will return one of the cases shown in Table 2. In general, flags `-bughunt` and `-find` are duals, since one negates the formula and the other does not. If a counterexample or a witness is identified, HyperQube will return the path with the value of each variable specified in each time step. For example, when performing bug hunting given a model K and a HyperLTL formula φ of the form of $\forall\exists$, a SAT result indicates that $K \not\models \varphi$, with a counterexample which is a trace from K that violates φ .

HLTL	-bughunt (negated HLTL)		-find (original HLTL)	
	SAT	UNSAT	SAT	UNSAT
$\exists\exists \varphi$	φ refuted	φ accepted, counterexamples	φ accepted, witnesses	φ refuted
$\forall\forall \varphi$	φ refuted, counterexamples	φ accepted	φ accepted	φ refuted, counterexample
$\forall\exists \varphi$	φ rejected, a counterexample	φ accepted	φ accepted verified	φ accepted rejected, a counterexample
$\exists\forall \varphi$	φ rejected	φ accepted, witness found	φ accepted, witness found	φ rejected

Table 2: Different output interpretations of HyperQube for model checking $K \models \varphi$.

5 Empirical Evaluation

We have evaluated HyperQube using a rich set of case studies on information-flow security, concurrent data structures, path planning for robots, and mutation testing. The models are written in NuSMV, and the properties are shown in Table 3. Each property is written in the grammar introduced in 4.2. All experiments in this section are run on an Macbook Pro with Intel i7 CPU @2.2 GHz and 16 GB of RAM. We now describe each case study separately.

#1: Symmetry. Lamport’s Bakery algorithm is a mutual exclusion protocol for concurrent processes. The symmetry property states that no specific process is privileged in terms of a faster access to the critical section, which is a desirable property because it implies that concrete process ids are not relevant for faster accesses. Symmetry is a hyperproperty that can be expressed with different HyperLTL formulas (see Table 3 and [11]). In these formulas, each process P_n has a program counter $pc(P_n)$; $select$ indicates which process is selected to process next; $pause$ if both processes are not selected; sym_break is which process is selected after a tie; and $sym(select_{\pi_A}, select_{\pi_B})$ indicates if two traces exchange the process ids of which processes proceeds. The basic Bakery algorithm does not satisfy symmetry (i.e. φ_{sym_1}), because when two or more processes are trying to enter the critical section with the same ticket number, the process with the smaller process ID has priority and process ID is statically fixed attribute. HyperQube returns SAT using the *pessimistic* semantics, indicating that there exists a counterexample to symmetry in the form of a falsifying witness to π_A in formula φ_{sym_1} . The tool returns an observable witness within finite bound using the the pessimistic semantics. Therefore, we conclude that all future observations violate the property. Table 4 includes our result on other symmetry formulas presented in Table 3.

#2: Linearizability. The second study consists on verifying linearizability of the SNARK concurrent datatype [13]. SNARK implements a concurrent double-ended queue using double-compare-and-swap (DCAS) and a doubly linked-list. *Linearizability* [19] is a hyperproperty that requires that any *history* of execution of a concurrent data structure—where history is sequence of *invocations* and

Property	Property in HyperLTL
Symmetry	$\varphi_{S1} = \forall \pi_A. \forall \pi_B. (\neg \text{sym}(\text{select}_{\pi_A}, \text{select}_{\pi_B}) \vee \neg (\text{pause}_{\pi_A} = \text{pause}_{\pi_B})) \mathcal{R}$ $((pc(P_0)_{\pi_A} = pc(P_1)_{\pi_B}) \wedge (pc(P_1)_{\pi_A} = pc(P_0)_{\pi_B}))$
	$\varphi_{S2} = \forall \pi_A. \forall \pi_B. (\neg \text{sym}(\text{select}_{\pi_A}, \text{select}_{\pi_B}) \vee \neg (\text{pause}_{\pi_A} = \text{pause}_{\pi_B}) \vee$ $\neg (\text{select}_{\pi_A} < 3) \vee \neg (\text{select}_{\pi_B} < 3)) \mathcal{R}$ $((pc(P_0)_{\pi_A} = pc(P_1)_{\pi_B}) \wedge (pc(P_1)_{\pi_A} = pc(P_0)_{\pi_B}))$
	$\varphi_{S3} = \forall \pi_A. \forall \pi_B. (\neg \text{sym}(\text{select}_{\pi_A}, \text{select}_{\pi_B}) \vee \neg (\text{pause}_{\pi_A} = \text{pause}_{\pi_B}) \vee$ $\neg (\text{select}_{\pi_A} < 3) \vee \neg (\text{select}_{\pi_B} < 3) \vee$ $\neg \text{sym}(\text{sym_break}_{\pi_A}, \text{sym_break}_{\pi_B})) \mathcal{R}$ $((pc(P_0)_{\pi_A} = pc(P_1)_{\pi_B}) \wedge (pc(P_1)_{\pi_A} = pc(P_0)_{\pi_B}))$
	$\varphi_{\text{sym}_1} = \forall \pi_A. \exists \pi_B. \Box \text{sym}(\text{select}_{\pi_A}, \text{select}_{\pi_B}) \wedge (\text{pause}_{\pi_A} = \text{pause}_{\pi_B}) \wedge$ $(pc(P_0)_{\pi_A} = pc(P_1)_{\pi_B}) \wedge (pc(P_1)_{\pi_A} = pc(P_0)_{\pi_B})$
	$\varphi_{\text{sym}_2} = \forall \pi_A. \exists \pi_B. \Box \text{sym}(\text{select}_{\pi_A}, \text{select}_{\pi_B}) \wedge (\text{pause}_{\pi_A} = \text{pause}_{\pi_B}) \wedge$ $(\text{select}_{\pi_A} < 3) \wedge (\text{select}_{\pi_B} < 3) \wedge$ $(pc(P_0)_{\pi_A} = pc(P_1)_{\pi_B}) \wedge (pc(P_1)_{\pi_A} = pc(P_0)_{\pi_B})$
Linearizability	$\varphi_{\text{lin}} = \forall \pi_A. \exists \pi_B. \Box (\text{history}_{\pi_A} \leftrightarrow \text{history}_{\pi_B})$
NI	$\varphi_{\text{NI}} = \forall \pi_A. \exists \pi_B. (PIN_{\pi_A} \neq PIN_{\pi_B}) \wedge ((\neg \text{halt}_{\pi_A} \vee \neg \text{halt}_{\pi_B})$ $\mathcal{U} ((\text{halt}_{\pi_A} \wedge \text{halt}_{\pi_B}) \wedge (\text{Result}_{\pi_A} = \text{Result}_{\pi_B})))$
Fairness	$\varphi_{\text{fair}} = \exists \pi_A. \forall \pi_B. (\Diamond m_{\pi_A}) \wedge (\Diamond NRR_{\pi_A}) \wedge (\Diamond NRO_{\pi_A}) \wedge$ $((\Box_{act \in Act_P} act_{\pi_A} \leftrightarrow act_{\pi_B}) \rightarrow ((\Diamond NRR_{\pi_B} \leftrightarrow (\Diamond NRO_{\pi_B}))) \wedge$ $((\Box_{act \in Act_Q} act_{\pi_A} \leftrightarrow act_{\pi_B}) \rightarrow ((\Diamond NRR_{\pi_B} \leftrightarrow (\Diamond NRO_{\pi_B}))))$
Path Planning	$\varphi_{\text{sp}} = \exists \pi_A. \forall \pi_B. (\neg \text{goal}_{\pi_B} \mathcal{U} \text{goal}_{\pi_A})$
	$\varphi_{\text{rb}} = \exists \pi_A. \forall \pi_B. (\text{strategy}_{\pi_B} \leftrightarrow \text{strategy}_{\pi_A}) \mathcal{U} (\text{goal}_{\pi_A} \wedge \text{goal}_{\pi_B})$
Mutant	$\varphi_{\text{mut}} = \exists \pi_A. \forall \pi_B. (\text{mut}_{\pi_A} \wedge \neg \text{mut}_{\pi_B}) \wedge ((in_{\pi_A} \leftrightarrow in_{\pi_B}) \mathcal{U} (out_{\pi_A} \not\leftrightarrow out_{\pi_B}))$

Table 3: Hyperproperties investigated in HyperQube case studies.

responses by different threads—matches some sequential order of invocations and responses. This is express as φ_{lin} in Table 3. SNARK is known to have two linearizability bugs. With the use of *pessimistic* semantics, a witness of linearizability violation of length k is enough to infer that the given system does not satisfy the linearizability property. HyperQube returns SAT identifying both bugs and producing two counterexamples. The bugs return are consistent with the ones reported in [13].

#3: Non-interference in multi-threaded programs. The hyperproperty of *non-interference* [17] states that low-security variables are independent from the high-security variables, thus preserving secure information flow. We consider the concurrent program example in [22], where *PIN* is high security input and *Result* is low security output. HyperQube returns SAT in the *halting pessimistic* semantics, indicating that there is a trace that we can spot the difference of high-variables by observing low variables, that is, violating non-interference. With HyperQube we also verified the correctness of a fix to this algorithm, proposed in [22] as well. In this case, HyperQube uses the UNSAT results from the solver (with *halting optimistic* semantics) to infer the absence of a violation.

#	Model K	Formula	QBF	sem	states	k	parseSMV (sec)	genqbf (sec)	QuAbS (sec)	Total (sec)	
0.1	Bakery.3proc	φ_{S1}	SAT	<i>pes</i>	167	10	0.33	0.84	0.33	1.50	\times
0.2	Bakery.3proc	φ_{S2}	SAT	<i>pes</i>	167	10	0.32	0.94	0.38	1.64	\times
0.3	Bakery.3proc	φ_{S3}	UNSAT	<i>opt</i>	167	10	0.34	0.84	0.36	1.54	\checkmark
1.1	Bakery.3proc	φ_{sym1}	SAT	<i>pes</i>	167	10	0.36	0.85	0.36	1.57	\times
1.2	Bakery.3proc	φ_{sym2}	SAT	<i>pes</i>	167	10	0.53	0.83	0.48	1.84	\times
1.3	Bakery.5proc	φ_{sym1}	SAT	<i>pes</i>	996	10	1.73	11.88	8.17	21.78	\times
1.4	Bakery.5proc	φ_{sym2}	SAT	<i>pes</i>	996	10	1.52	12.40	7.66	21.58	\times
2.1	SNARK-bug1	φ_{lin}	SAT	<i>pes</i>	4914/548	18	49.13	119.90	429.16	598.19	\times
2.2	SNARK-bug2	φ_{lin}	SAT	<i>pes</i>	3405/664	30	50.57	407.54	327.02	785.13	\times
3.1	3-Thread _{incorrect}	φ_{NI}	SAT	<i>h-pes</i>	368	50	0.50	8.61	5.47	14.58	\times
3.2	3-Thread _{correct}	φ_{NI}	UNSAT	<i>h-opt</i>	64	50	0.24	1.45	0.68	2.37	\checkmark
4.1	$NRP : T_{incorrect}$	φ_{fair}	SAT	<i>h-pes</i>	55	15	0.23	0.39	0.28	0.90	\times
4.2	$NRP : T_{correct}$	φ_{fair}	UNSAT	<i>h-opt</i>	54	15	0.24	0.41	0.49	1.14	\checkmark
5.1	Shortest Path	(see Table 5)									synthesis
5.2	Initial State Robustness										
6.1	Mutant	φ_{mut}	SAT	<i>h-pes</i>	32	10	0.20	0.17	0.09	0.46	

Table 4: Performance of HyperQube, where column *case#* identifies the artifact, \checkmark denotes satisfaction, and \times denotes violation of the formula. AP* is the set of Boolean variables encoding K .

#4: Fairness in non-repudiation protocols. A *non-repudiation* protocol ensures that a receiver obtains a receipt from the sender, called *non-repudiation of origin (NRO)*, and the sender ends up having an evidence, named *non-repudiation of receipt (NRR)*, through a trusted third party. A non-repudiation protocol is *fair* if both *NRR* and *NRO* are either both received or both not received by the parties. This is expressed as formula φ_{fair} in Table 3. We studied two different protocols from [21], namely, $T_{incorrect}$ that chooses not to send out *NRR* after receiving *NRO*, and a correct implementation $T_{correct}$ which is fair. For $T_{correct}$, HyperQube returns UNSAT in the *halting optimistic* semantics which indicates that the protocol satisfies fairness. For $T_{incorrect}$, HyperQube returns SAT in the *halting pessimistic* semantics which implies that fairness is violated.

#5: Path planning for robots. In this case study we use HyperQube beyond verification, to synthesize strategies for robotic planning [26]. Here, we focus on producing a strategy that satisfies control requirements for a robot to reach a goal in a grid. First, the robot should take the *shortest path*, expressed as formula φ_{sp} in Table 3. We also used HyperQube to solve the *path robustness* problem, meaning that starting from an arbitrary initial state, a robot reaches the goal

by following a single strategy, expressed as formula φ_{rb} in Table 3. HyperQube returns SAT for the grids of sizes up-to 60×60 .

#6: Mutation testing. Another application of hyperproperties with quantifier alternation is the efficient generation of test suites for mutation testing. We borrow a model from [14] and apply the original formula that describes a good test mutant together with the model, expressed as formula φ_{mut} in Table 3. HyperQube returns SAT which implies the successful finding of a qualified mutant. We note that in [14] the authors were not able to generate test cases via φ_{mut} , as the model checker MCHyper is not able to handle quantifier alternation in push-button fashion.

Results and analysis. Table 4 summarizes our results including running times, the bounded semantics applied, the output of the QBF solver, and the resulting infinite inference conclusion. As can be seen, our case studies range over model checking of different fragments of HyperLTL. We break the running time of HyperQube in (1) parsing and translating the NuSMV model(s) and the HyperLTL formula using pyNuSMV; (2) generating a QBF query by genqbf; and (3) checking its satisfiability by QuAbs. In some cases, the generation of the QBF formula takes longer than checking its satisfiability. The models in our experiments also have widely different sizes. The most complex case study is arguably the SNARK algorithm, where we identify both bugs in the algorithm in 598 and 785 seconds. In cases 5.1 – 6.1, we also demonstrate the ability of HyperQube to solve synthesis problems by leveraging on the existential quantifier in a HyperLTL formula.

We also compare and contrast the experimental results with the preliminary prototype in [20]. In most cases, HyperQube outperforms our original early prototype. However, in cases such as SNARK or synthesizing robotic paths, the new HyperQube takes longer (although we still perform better than the numbers reported in [26]). The reasons are the following. First, in [20] all models and formulas are manually coded which enabled some clever ways to build more concise Boolean transition queries. HyperQube now uses pyNuSMV to process NuSMV models, so it represents each transition as explicit state with *all* state variables considered. For example, in the simple Kripke structure in Fig. 4, each state contains one proposition variable (from p , q , or r) together with numerical variable n which can be either 1 or 2. The package pyNuSMV will translate the transitions with non-deterministic decision in s_0 as the following Boolean formula:

$$\begin{aligned} (p \wedge \neg n_0 \wedge n_1) &\rightarrow ((q \wedge \neg n_0 \wedge n_1) \vee (r \wedge n_0 \wedge \neg n_1)) \wedge \\ (p \wedge n_0 \wedge \neg n_1) &\rightarrow ((q \wedge \neg n_0 \wedge n_1) \vee (r \wedge n_0 \wedge \neg n_1)), \end{aligned}$$

which is logically equivalent to:

$$(p \wedge (n_0 \vee n_1)) \rightarrow ((q \wedge \neg n_0 \wedge n_1) \vee (r \wedge n_0 \wedge \neg n_1))$$

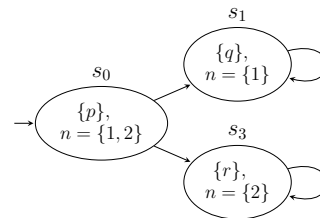


Fig. 4: A Kripke structure.

Form	grid size	k	HyperQube				[26]			
			states	parseSMV (sec)	genqbf (sec)	QuAbS (sec)	Total (sec)	gensmt (sec)	Z3 (sec)	Total (sec)
φ_{sp}	10^2	20	146	0.51	1.56	5.99	8.06	8.31	0.33	8.64
	20^2	40	188	1.75	5.20	83.73	90.68	124.66	6.41	131.06
	40^2	80	308	20.77	30.51	649.55	700.83	1093.12	72.99	1166.11
	60^2	120	404	49.72	40.96	1763.35	1854.03	4360.75	532.11	4892.86
φ_{rb}	10^2	20	266	0.44	2.81	2.13	5.38	11.14	0.45	11.59
	20^2	40	572	0.62	14.85	11.08	26.55	49.59	2.67	52.26
	40^2	80	1212	1.06	71.67	125.07	197.80	216.16	19.81	235.97
	60^2	120	1852	1.63	388.45	1226.25	1616.33	-	-	-

Table 5: Path planning for robots and comparison to [26]. All cases use the halting pessimistic semantics and QBF solver returns SAT, meaning successful path synthesis.

That is, if the pre-condition of a transition is non-deterministic, one can manually implement it as a disjunction (which was heavily encoded manually in [20]). HyperQube is now fully automatic, but generates many (deterministic) transitions in cases like SNARK. To compensate, we apply techniques such as *acceleration* by composing multiple steps of execution as one transition if this does not affect the overall system behavior.

Finally, we elaborate more on scalability of the path planning problem for robots. In [26], the authors reduce the problem to SMT solving using Z3 [12] by eliminating the trace quantifiers through a combinatorial enumeration of conjunctions and disjunctions. Table 5 compares our approach with the brute-force technique in [26] for different grid sizes, which illustrates that HyperQube is faster, in some cases by an order of magnitude.

6 Conclusion and Future Work

In this paper, we introduced the tool HyperQube, a QBF-based bounded model checker for HyperLTL, which allows input models in the NuSMV language. HyperQube implements four different semantics that ensure the soundness of inferring the outcome of the model checking problem. To handle trace quantification in HyperLTL, we reduced the BMC problem to checking satisfiability of quantified Boolean formulas (QBF). This is analogous to the reduction to SAT of BMC for LTL. Through a rich set of case studies, we demonstrated the effectiveness and efficiency of HyperQube in verification of information-flow properties, linearizability in concurrent data structures, path planning in robotics, and fairness in non-repudiation protocols.

We plan to extend HyperQube to incorporate loop conditions to gain completeness. We will also add the following features: (1) choice of plug-ins for new QBF-solvers, (2) a graphical user interface, (3) a web-based interface to the tool, and (4) an API to provide the core functionality of the tool to other developers.

References

1. A. Biere, A. Cimatti, E. M. Clarke, and Y. Zhu. Symbolic model checking without bdds. In *Proceedings of the 5th International Conference on Tools and Algorithms for Construction and Analysis of Systems (TACAS)*, pages 193–207, 1999.
2. Armin Biere, Alessandro Cimatti, Edmund M Clarke, Ofer Strichman, and Yunshan Zhu. Bounded model checking. 2003.
3. B. Bonakdarpour and B. Finkbeiner. The complexity of monitoring hyperproperties. In *Proceedings of the 31st IEEE Computer Security Foundations Symposium CSF*, pages 162–174, 2018.
4. B. Bonakdarpour, C. Sánchez, and G. Schneider. Monitoring hyperproperties by combining static analysis and runtime verification. In *Proceedings of the 8th Leveraging Applications of Formal Methods, Verification and Validation (ISoLA)*, pages 8–27, 2018.
5. Borzoo Bonakdarpour, Pavithra Prabhakar, and César Sánchez. Model checking timed hyperproperties in discrete-time systems. In *Proc. of NFM’20*, volume 12229 of *LNCS*, pages 311–328. Springer, 2020.
6. Robert K. Brayton and Alan Mishchenko. ABC: an academic industrial-strength verification tool. volume 6174 of *LNCS*, pages 24–40. Springer, 2010.
7. Simon Busard and Charles Pecheur. Pynusmv: Nusmv as a python library. In *NASA Formal Methods Symposium*, pages 453–458. Springer, 2013.
8. Alessandro Cimatti, Edmund Clarke, Fausto Giunchiglia, and Marco Roveri. Nusmv: A new symbolic model verifier. In *International conference on computer aided verification*, pages 495–499. Springer, 1999.
9. M. R. Clarkson, B. Finkbeiner, M. Koleini, K. K. Micinski, M. N. Rabe, and C. Sánchez. Temporal logics for hyperproperties. In *Proceedings of the 3rd Conference on Principles of Security and Trust POST*, pages 265–284, 2014.
10. M. R. Clarkson and F. B. Schneider. Hyperproperties. *Journal of Computer Security*, 18(6):1157–1210, 2010.
11. N. Coenen, B. Finkbeiner, C. Sánchez, and L. Tentrup. Verifying hyperliveness. In *Proceedings of the 31st International Conference on Computer Aided Verification (CAV)*, pages 121–139, 2019.
12. L. de Moura and N. Bjorner. Z3 – a tutorial. Technical report, Microsoft, 2012.
13. S. Doherty, D. Detlefs, L. Groves, C. H. Flood, V. Luchangco, P. A. Martin, M. Moir, N. Shavit, and G. L. Steele Jr. DCAS is not a silver bullet for non-blocking algorithm design. In *Proceedings of the 16th Annual ACM Symposium on Parallelism in Algorithms and Architectures (SPAA)*, pages 216–224, 2004.
14. A. Fellner, M. Tabaei Befrouei, and G. Weissenbacher. Mutation testing with hyperproperties. In *Proceedings of the 17th International Conference on Software Engineering and Formal Methods (SEFM)*, pages 203–221. Springer, 2019.
15. B. Finkbeiner, C. Hahn, and H. Torfah. Model checking quantitative hyperproperties. In *Proceedings of the 30th International Conference on Computer Aided Verification*, pages 144–163, 2018.
16. B. Finkbeiner, M. N. Rabe, and C. Sánchez. Algorithms for model checking HyperLTL and HyperCTL*. In *Proceedings of the 27th International Conference on Computer Aided Verification (CAV)*, pages 30–48, 2015.
17. J. A. Goguen and J. Meseguer. Security policies and security models. In *IEEE Symp. on Security and Privacy*, pages 11–20, 1982.
18. K. Havelund and D. Peled. Runtime verification: From propositional to first-order temporal logic. In *Proceedings of the 18th International Conference on Runtime Verification (RV)*, pages 90–112, 2018.

19. M. Herlihy and J. M. Wing. Linearizability: A correctness condition for concurrent objects. *ACM Transactions on Programming Languages and Systems*, 12(3):463–492, 1990.
20. Tzu-Han Hsu, César Sánchez, and Borzoo Bonakdarpour. Bounded model checking for hyperproperties. In *International Conference on Tools and Algorithms for the Construction and Analysis of Systems*, pages 94–112. Springer, 2021.
21. W. Jamroga, S. Mauw, and M. Melissen. Fairness in non-repudiation protocols. In *Proceedings of the 7th International Workshop on Security and Trust Management (STM)*, volume 7170, pages 122–139. Springer, 2011.
22. G. Smith and D. M. Volpano. Secure information flow in a multi-threaded imperative language. In *Proceedings of the 25th ACM Symposium on Principles of Programming Languages (POPL)*, pages 355–364, 1998.
23. Berkeley Logic Synthesis and Verification Group. ABC: A system for sequential synthesis and verification. version 1.01 81030.
24. L. Tentrup. CAQE and quabs: Abstraction based QBF solvers. *Journal of Satisfiability Boolean Modeling and Computation*, 11(1):155–210, 2019.
25. Y. Wang, M. Zarei, B. Bonakdarpour, and M. Pajic. Statistical verification of hyperproperties for cyber-physical systems. *ACM Transactions on Embedded Computing Systems (TECS)*, 18(5s):92:1–92:23, 2019.
26. S. Nalluri Y. Wang and M. Pajic. Hyperproperties for robotics: Planning via HyperLTL. In *International Conference on Robotics and Automation (ICRA)*, pages 8011–8017, 2019.