

On the Courant-Friedrichs-Lewy condition for numerical solvers of the coagulation equation

Guillaume Laibe^{1,2*}, Maxime Lombart^{1†}

¹Univ Lyon, Univ Lyon1, Ens de Lyon, CNRS, Centre de Recherche Astrophysique de Lyon UMR5574, F-69230, Saint-Genis,-Laval, France.

²Institut Universitaire de France

ABSTRACT

Evolving the size distribution of solid aggregates challenges simulations of young stellar objects. Among other difficulties, generic formulae for stability conditions of explicit solvers provide severe constraints when integrating the coagulation equation for astrophysical objects. Recent numerical experiments have recently reported that these generic conditions may be much too stringent. By analysing the coagulation equation in the Laplace space, we explain why this is indeed the case and provide a novel stability condition which avoids time over-sampling.

Key words: methods: numerical — (ISM:) dust, extinction

1 INTRODUCTION

The coagulation equation – also called Smoluchowski equation – is one of the fundamental equations of physics, since it describes mass conservation for a distribution of interacting particles (Banasik et al. 2019). It plays a central role in the formation of planets, since solid bodies, originating from the interstellar medium, have to grow over thirty orders of magnitude in mass to form cores of planets (Chiang & Youdin 2010). As they grow, grains undergo a complex interplay between coagulation and dynamics since dust/gas interaction depends strongly on the size of the dust grains (Testi et al. 2014). Hence the necessity of performing three-dimensional simulations of young stellar objects that integrate the coagulation equation in a self-consistent manner (Haworth et al. 2016). However, this task was long thought to be computationally prohibitive, since no hydrodynamical code could handle the large number of dust bins required to solve for the coagulation equation without over-diffusion. Recently, Lombart & Laibe (2021) showed that over-diffusivity at small bin numbers could be overcome by the mean of a Discontinuous Galerkin algorithm of high spatial order (Liu et al. 2019). Still, to maintain practical performance, the coagulation solver should not be called too often per hydrodynamical time step (Drażkowska et al. 2014, 2019). Stability conditions for explicit schemes have been studied since the very beginning of the numerical study of the coagulation equation (Filbet & Laurencot 2004; Dullemond & Dominik 2005; Gabriel & Tine 2010; Forestier-Coste & Mancini 2012; Liu et al. 2019). Time stepping is set by the so-called Courant-Friedrichs-Lewy condition (or CFL condition, Courant et al. 1928), which is thought to become drastically small for planet formation, making the solver of no practical use. An alternate solution consists of using implicit solvers, an approach successfully used for fragmentation (Brauer et al. 2008; Birnstiel et al. 2010; Mahoney & Ramkr-

ishna 2002; Jacobson 2005; Sandu 2006), but at the cost of heavy linear algebra operations that increase with the order of the scheme.

Remarkably, Liu et al. (2019) noticed that his numerical solver was numerically stable for a time step that is orders of magnitude larger than the one given by the generic CFL condition (Sect. 2). Only for $\Delta t \leq 0.005$ do we observe a stable solution without using a reconstruction step. This is a significant restriction. With the use of the scaling limiter presented above, we observe that no negative values are generated by the scheme and therefore the solution remains stable, even when raising the time step to $\Delta t = 1$. The real CFL condition should therefore be less draconian than the one generically used. Finding it is the goal of this study.

The generic CFL criterion for hyperbolic equations has been proven not only to ensure stability, but also strict positivity of the mass distribution (Filbet & Laurencot 2004). In a Discontinuous Galerkin solver, positivity is instead enforced with a slope limiter, associated with an SSP integrator. Unlocking this positivity constraint ensures numerical stability is actually set by the shortest physical time on which mass transfers through the dust distribution. A high-order scheme ensures then accuracy even when integration is performed with large time steps. Since the coagulation flux is expressed as a double integral over the mass distribution, this time should result from integral considerations over the mass distribution, an information encoded in the Laplace transform of the Smoluchowski equation. Looking at the physical timescales that appear when decomposing the mass distribution into decaying exponentials reveals an alternate and less stringent CFL condition than the ones previously used (Sect. 3). We validate these findings by testing this condition back in the mass space with the solver of Lombart & Laibe (2021). In this study, we focus on constant and additive kernels, since they can be associated with analytic solutions that are the most relevant for planet formation.

* guillaume.laibe@ens-lyon.fr

† maxime.lombart@ens-lyon.fr

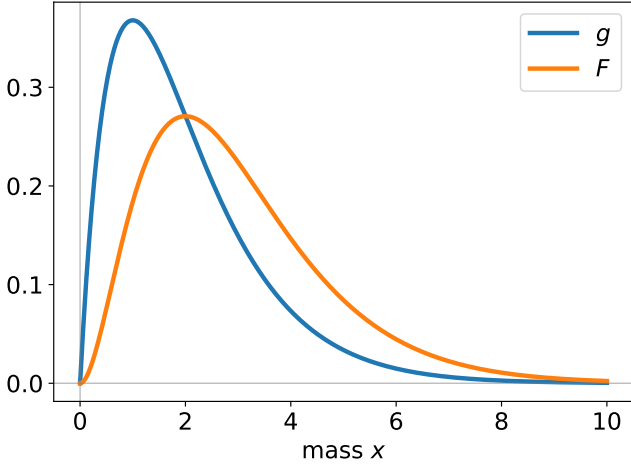


Figure 1. Analytic solution for the mass density distribution g and the coagulation flux F for $K = 1$ and $f(x, 0) = e^{-x}$ at $t = 1$. The maximum of g does not correspond to the maximum of F .

2 SMOLUCHOWSKI EQUATION

The Smoluchowski equation is a mean-field, non-linear, integro-differential equation that model mass conservation along a binary collisional process (Smoluchowski 1916). The evolution of the number density of particles per unit mass f is given by

$$\frac{\partial f}{\partial t} = \frac{1}{2} \int_0^x K(y, x-y) f(y) f(x-y) dy - f(x) \int_0^\infty K(y, x) f(y) dy, \quad (1)$$

where the kernel $K(x, y)$ is a symmetric function that gives the collisional rate between particles of mass x and y . The conservative form of Eq. 1 is

$$\frac{\partial g}{\partial t} + \frac{\partial F[g]}{\partial x} = 0, \quad (2)$$

where $g \equiv xf$ is the mass density distribution per unit mass, and

$$F(x) = \int_0^x \int_{x-u}^\infty K(u, v) g(u) \frac{g(v)}{v} dudv, \quad (3)$$

is the coagulation flux (Tanaka et al. 1996). The usual CFL condition for conservative equations of the form Eq. 2 is

$$\frac{\Delta t}{\Delta x} \max_g \left| \frac{\partial F}{\partial g} \right| \lesssim 1, \quad (4)$$

For the Smoluchowski equation, the condition given by Eq. 4 may be stringent when considering local individual contribution to the flux of each mass bin. Fig. 1 shows indeed that the quantity $\left| \frac{\partial F}{\partial g} \right|^{-1}$ can become extremely small, since small increments δg may become very small at the location of the maximum of g , while δF remains finite. A physical stability condition should instead consider the cumulated contributions of every bins to the local flux, accounting for the contribution of the mass distribution that generates the flux in the mass space. A natural tool to handle these effects consists of determining a stability condition for the time step in the dual Laplace space. We therefore introduce the Laplace transform $\hat{f}(p, t) \equiv \int_0^\infty e^{-px} f(x, t) dx$ of the number density distribution.

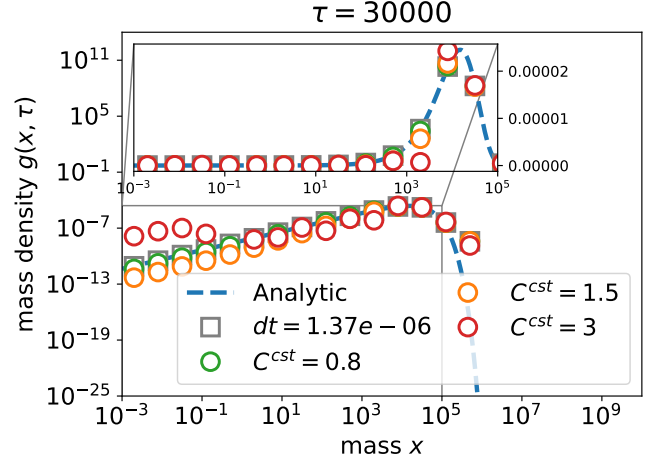


Figure 2. Numerical integration of the Smoluchowski equation with a discontinuous Galerkin scheme of order 2. Solutions are displayed in log-log scale for the main plot and lin-log scale when zooming-in close to the maximum. Grey squares correspond to the generic stability condition Eq. 4 (initially, $\Delta t \simeq 1.10^{-6}$). Green, orange and red dots correspond to $\Delta t \simeq 0.8\Delta t_{\text{CFL}}$, $\Delta t \simeq 1.5\Delta t_{\text{CFL}}$, $\Delta t \simeq 3\Delta t_{\text{CFL}}$, where $\Delta t_{\text{CFL}} = M_0^{-1}$ from Eq. 10. No oscillations develop when the novel CFL condition is satisfied (green), numerical integration remain stable. Blue dashed line: analytic solution.

3 PHYSICAL TIME STEPPING

3.1 Constant kernel

We first consider the constant kernel $K = 1$. Taking the Laplace transform of Eq. 1 gives

$$\partial_t \hat{f} + M_0(t) \hat{f} - \frac{1}{2} \hat{f}^2 = 0, \quad (5)$$

where, for the unit kernel, $M_0(t) = (1 + t/2)^{-1}$ (Müller 1928). We first note that

$$0 \leq \hat{f}(p, t) \leq \hat{f}(0, t) = M_0(t). \quad (6)$$

Eq. 6 shows that the non-linear contribution lightens the linear term in Eq. 5. Discretising Eq. 5 with a forward Euler scheme and performing a linear stability analysis of the form $\hat{f}^n = \hat{f}_0^n + \epsilon^n$ gives

$$\frac{\epsilon^{n+1} - \epsilon^n}{\Delta t} + M_0^n \epsilon^n = \hat{f}_0^n \epsilon^n, \quad (7)$$

i.e.

$$\epsilon^{n+1} = \epsilon^n \left[1 - \Delta t \left(M_0^n - \hat{f}_0^n \right) \right]. \quad (8)$$

Stability of the scheme is obtained at any time from the sufficient condition $\Delta t \leq \min \left(M_0^n - \hat{f}_0^n \right)^{-1}$. A stringent majorant for Δt is therefore

$$\Delta t \leq 1/M_0^n. \quad (9)$$

A stability condition for an explicit scheme is therefore set by the typical timescale M_0^{-1} of the linear term, as one would expect from the evolution of the moments of the equation (Banasiak et al. 2019). Generally, the novel stability condition should be weighted by a safety coefficient C^{cst}

$$\Delta t \leq \frac{C^{\text{cst}}}{M_0^n} = \mathcal{O} \left(M_0^{-1} \right). \quad (10)$$

This basal Von Neumann analysis is checked by integrating Eq. 5 within the Laplace space with a forward Euler scheme (Fig. B1). Numerical results are compared to an analytic solution of Eq. 5 (integrating only with respect to time in this particular case)

$$\hat{f}(p, t) = \frac{2}{2+t}, \quad (11)$$

and $C^{\text{cst}} = 1$. Numerical results are in excellent agreement with the theoretical analysis. The real test consists of testing the condition Eq. 10 in the mass space. We therefore solve the Smoluchowski equation with the algorithm of Lombart & Laibe (2021). We use 9 orders of magnitude in mass and $n = 15$ log-spaced bins to mimic the challenging integration conditions encountered in practice. We find numerical stability for the same exact condition (Fig. 2). For $\Delta t \leq \Delta t_{\text{CFL}}$, the numerical integration follows the analytic solution with an unexpected accuracy even close to marginal stability, confirming the observation of Liu et al. 2019. When $\Delta t \geq \Delta t_{\text{CFL}}$, numerical solution breaks strongly at small masses. In practice, the constant C^{cst} should be chosen to provide the desired trade-off between computational efficiency and numerical accuracy. We verified the criterion on distributions with other values of M_0 .

3.2 Additive kernel

Let us now consider the additive kernel $K = x + y$. For this kernel, M_1 is constant and $\frac{dM_0}{dt} = -M_1 M_0$ (Golovin 1963), hence

$$M_0(t) = M_0^i e^{-M_1 t}. \quad (12)$$

The Laplace transform of Eq. 1 is

$$\partial_t \hat{f} = [M_0(t) - \hat{f}] \partial_p \hat{f} - M_1 \hat{f}. \quad (13)$$

Contrary to the constant case, the contribution of the term $[M_0(t) - \hat{f}] \partial_p \hat{f}$ reinforces the contribution of the term $-M_1 \hat{f}$ and contributes to numerical stability. The strategy of analysis consists now in looking at the characteristics of the problem, to show the existence of a real number $C > 0$ that does not depend on p , such that $-C \leq \partial_t \ln \hat{f} \leq 0$. As such, \hat{f} decreases slower than a decaying exponential for which the stability condition is known. Eq. 13 becomes

$$\left(\partial_t \hat{f}, \partial_p \hat{f}, -1 \right) \cdot \left(1, \hat{f} - M_0(t), -M_1 \hat{f} \right) = 0. \quad (14)$$

Eq. 14 is solved by a method of characteristics by setting $t = t(r, s)$, $p = p(r, s)$, $u = u(r, s) \equiv \hat{f}(t, p)$, $u(t(0, s), p(0, s)) = \hat{f}_0(s)$, following Banasiak et al. (2019). One has

$$\partial_r t = 1, \quad t(0, s) = 0, \quad (15)$$

$$\partial_r p = u - M_0(r), \quad p(0, s) = s, \quad (16)$$

$$\partial_r u = -M_1 u, \quad u(0, s) = \hat{f}_0(s). \quad (17)$$

Eq. 15 gives $t(r, s) = r$, Eq. 17 gives $u(r, s) = \hat{f}_0(s) e^{-M_1 r}$. Integrating Eq. 12, solving for Eq. 16 gives

$$p(r, s) = s + \frac{(\hat{f}_0(s) - M_0^i)}{M_1} \left(1 - e^{-M_1 r} \right). \quad (18)$$

Consider now $z(r, p)$ the implicit solution of Eq. 18 where r and p are seen as two independent variables, i.e.

$$p = z(r, p) + \frac{(\hat{f}_0(z(r, p)) - M_0^i)}{M_1} \left(1 - e^{-M_1 r} \right). \quad (19)$$

Then, $\hat{f}(t(r, s), p(r, s)) = u(t, s = z(t, p))$, and $\hat{f}(t, p)$ is expressed on the implicit form $\hat{f}(t, p) = \hat{f}_0(z(t, p)) e^{-M_1 t}$. Deriving with respect to time gives

$$\partial_t \ln \hat{f} = -M_1 + \partial_t z(t, p) \frac{\hat{f}'_0(z(t, p))}{\hat{f}_0(z(t, p))}, \quad (20)$$

where we have denoted for convenience $\hat{f}'_0(p) = \partial_p \hat{f}_0(p)$. Differentiating Eq. 18 with respect to r gives

$$\frac{\partial z}{\partial r} = M_1 \frac{(M_0^i - \hat{f}_0) e^{-M_1 r}}{M_1 + \hat{f}'_0(1 - e^{-M_1 r})}. \quad (21)$$

The identity $\hat{f}'_0(p) = -\int_0^\infty x e^{-px} f(x) dx$ ensures that

$$0 \leq \partial_t z \leq M_1 \frac{M_0^i - \hat{f}_0}{M_1 + \hat{f}'_0}, \quad (22)$$

and that for any p ,

$$0 \geq \partial_t \ln \hat{f} \geq -M_1 (1 + T(p)). \quad (23)$$

where $T(p) \geq 0$ is given by

$$T(p) \equiv \frac{\int_0^\infty x e^{-px} f_0(x) dx}{\int_0^\infty e^{-px} f_0(x) dx} \frac{\int_0^\infty (1 - e^{-px}) f_0(x) dx}{\int_0^\infty (1 - e^{-px}) x f_0(x) dx}. \quad (24)$$

Therefore the physical solution decays more slowly than an envelope with exponential decay and is associated with the stability condition

$$\Delta t \lesssim \frac{C^{\text{add}}}{M_1 \left(1 + \sup_p T[f_0] \right)}. \quad (25)$$

In Appendix A, we prove that $T(p) \leq 1$, allowing us to write the condition of Eq. 25

$$\Delta t \lesssim \frac{C^{\text{add}}}{2M_1} = \mathcal{O}(M_1^{-1}). \quad (26)$$

A refined criterion can be obtained when $T[\hat{f}_0]$ is actually a decreasing function of p . In this case, $T(p) \leq T(0) = \frac{M_1^2}{M_0^i M_2^i}$, which would provide the refined stability condition

$$\Delta t \lesssim \frac{C^{\text{add}}}{M_1 \left(1 + \frac{M_1^2}{M_0^i M_2^i} \right)}. \quad (27)$$

We obtain excellent agreement for the conditions given by Eqs. 25 – 27 in the Laplace space (Fig. B1), against a numerical solution obtained at high resolution. Fig. 3 shows very good applicability of this condition in the real space (varying M_1 gives similar results). This validates the findings of Liu et al. (2019). On this example, a factor ~ 10 in processing time is gained with the novel condition.

The term $\sup_p T[f_0]$ of Eq. 25 is the mathematical consequence of the fact that the contribution of $[M_0(t) - \hat{f}] \partial_p \hat{f}$ reinforces the one of $-M_1 \hat{f}$ in Eq. 13. Finding this correction to be of order unity is physically consistent with fluxes of mass of similar intensities generated by the two terms of the right-hand-side of Eq. 1. We note that the CFL condition comes from the limit $p \rightarrow 0$, which corresponds to the limit case of a constant mass distribution that is non-integrable over the mass space. Mass fluxes are indeed expected to be more intense for this distribution, since an additive kernel favour growth over the largest grains. We conjecture that this CFL condition can, alternatively, be obtained from the evolution of the moments of Eq. 1. The method presented here can be applied to other relevant coagulation kernels.

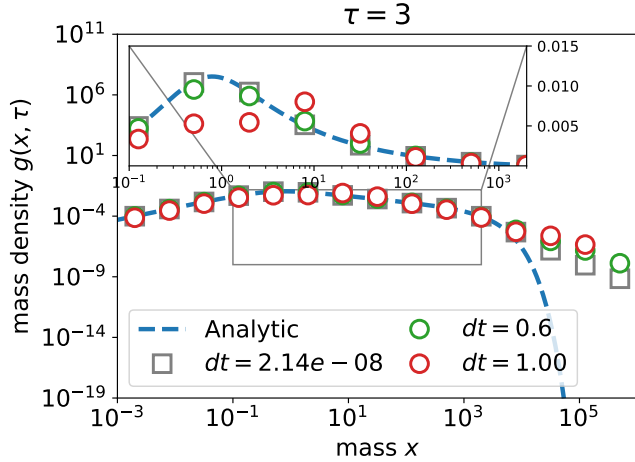


Figure 3. Numerical integration of the Smoluchowski equation with a discontinuous Galerkin scheme of order 2. Solutions are displayed in log-log scale for the main plot and lin-log scale when zooming-in close to the maximum. Grey squares correspond to the generic stability condition Eq. 4 (initially, $\Delta t \simeq 2.10^{-8}$). Green dots and red dots correspond to $\Delta t \simeq 0.9\Delta t_{\text{CFL}}$, $\Delta t \simeq 1.5\Delta t_{\text{CFL}}$, where $\Delta t_{\text{CFL}} = 2/3$ from Eq. 27. No oscillations develop when the novel CFL condition is satisfied (green), numerical integration remain stable. Blue dashed line: analytic solution.

4 CONCLUSION

In this study, we revisit the derivation of the stability condition for explicit numerical solvers of the Smoluchowski equation. Generic formulae are too stringent since they also ensure positivity. Enforcing positivity by some alternate way (e.g. with a slope limiter associated to an SSP integrator) allows to improve stability condition by several orders of magnitude. Novel conditions that involve moments of the mass distribution – $\Delta t_{\text{CFL}} \sim M_0^{-1}$ for the constant kernel, $\Delta t_{\text{CFL}} \sim M_1^{-1}$ for the additive kernel – are obtained by analysing dual problems in the Laplace space, to account for the non-locality of the coagulation equation and its different responses to different dust distributions. Numerical simulations are in excellent agreement with the theory and validate our novel CFL condition, confirming the observations of Liu et al. (2019).

ACKNOWLEDGEMENTS

GL acknowledges funding from the ERC CoG project PODCAST No 864965. This project has received funding from the European Union’s Horizon 2020 research and innovation programme under the Marie Skłodowska-Curie grant agreement No 823823. This project was partly supported by the IDEXLyon project (contract nANR-16-IDEX-0005) under the auspices University of Lyon. We acknowledge financial support from the national programs (PNP, PNPS, PCMI) of CNRS/INSU, CEA, and CNES, France. We thank E. Lynch for useful comments.

DATA AVAILABILITY

The data and supplementary material underlying this article are available in the repository "growth" on GitHub at <https://github.com/mlombart/growth.git>. Figures can be reproduced following the file README.md. The repository contains data and Python scripts used to generate figures.

REFERENCES

- Banasiak J., Lamb W., Laurecot P., 2019, *Analytic Methods for Coagulation-Fragmentation Models*, Volume I, doi:10.1201/9781315154428.
- Birnstiel T., Dullemond C. P., Brauer F., 2010, *A&A*, 513, A79
- Brauer F., Dullemond C. P., Henning T., 2008, *A&A*, 480, 859
- Chiang E., Youdin A. N., 2010, *Annual Review of Earth and Planetary Sciences*, 38, 493
- Courant R., Friedrichs K., Lewy H., 1928, *Mathematische Annalen*, 100, 32
- Drażkowska J., Windmark F., Dullemond C. P., 2014, *A&A*, 567, A38
- Drażkowska J., Li S., Birnstiel T., Stammer S. M., Li H., 2019, *ApJ*, 885, 91
- Dullemond C. P., Dominik C., 2005, *A&A*, 434, 971
- Filbet F., Laurecot P., 2004, *SIAM Journal on Scientific Computing*, 25, 2004
- Forestier-Coste L., Mancini S., 2012, *SIAM Journal on Scientific Computing*, 34, B840
- Gabriel P., Tine L. M., 2010, *ESAIM: Proc.*, 30, 53
- Golovin A., 1963, *Izv. Geophys. Ser.*, 5, 482
- Haworth T. J., et al., 2016, *Publ. Astron. Soc. Australia*, 33, e053
- Jacobson M. Z., 2005, *Fundamentals of Atmospheric Modeling*
- Liu H., Gröpler R., Warnecke G., 2019, *SIAM Journal on Scientific Computing*, 41, B448
- Lombart M., Laibe G., 2021, *MNRAS*, 501, 4298
- Mahoney A. W., Ramkrishna D., 2002, *Chemical Engineering Science*, 57, 1107
- Müller H., 1928, *Fortschrittsberichte über Kolloide und Polymere*, 27, 223
- Sandu A., 2006, *Aerosol Science Technology*, 40, 261
- Smoluchowski M. V., 1916, *Zeitschrift für Physik*, 17, 557
- Tanaka H., Inaba S., Nakazawa K., 1996, *Icarus*, 123, 450
- Testi L., et al., 2014, *Protostars and Planets VI*, p. 339
- Yang Z.-H., Tian J., 2017, *Journal of Inequalities and Applications*, 2017

APPENDIX A: BOUNDING OF T

Following Yang & Tian (2017), let denote

$$T(p) \equiv \underbrace{\frac{\int_0^\infty x e^{-px} f_0(x) dx}{\int_0^\infty e^{-px} f_0(x) dx}}_{T_1 \equiv I_1/I_2} \underbrace{\frac{\int_0^\infty (1 - e^{-px}) f_0(x) dx}{\int_0^\infty (1 - e^{-px}) x f_0(x) dx}}_{T_2 \equiv I_3/I_4}. \quad (\text{A1})$$

Deriving T_1 with respect to p and symmetrising $x \leftrightarrow y$ gives

$$I_2(p)^2 \frac{dT_1[f](p)}{dp} \equiv - \left\{ \left(\int_0^\infty e^{-px} f(x) dx \right) \left(\int_0^\infty e^{-px} x^2 f(x) dx \right) - \left(\int_0^\infty e^{-px} x f(x) dx \right)^2 \right\}, \quad (\text{A2})$$

$$= - \left\{ \int_0^\infty \int_0^\infty dx dy e^{-px} e^{-py} f(x) f(y) y^2 - \int_0^\infty \int_0^\infty dx dy e^{-px} e^{-py} f(x) f(y) xy, \right\} \quad (\text{A3})$$

$$= - \left\{ \int_0^\infty \int_0^\infty dx dy e^{-px} e^{-py} f(x) f(y) \frac{(x^2 + y^2)}{2} - \int_0^\infty \int_0^\infty dx dy e^{-px} e^{-py} f(x) f(y) xy \right\}, \quad (\text{A4})$$

$$= - \frac{1}{2} \int_0^\infty \int_0^\infty dx dy e^{-px} e^{-py} f(x) f(y) (x - y)^2 < 0. \quad (\text{A5})$$

Hence, $T_1[f]$ is a decreasing function for any f . As such,

$$T_1[f_0](p) \leq T_1[f_0](0) = \frac{M_1}{M_0}. \quad (\text{A6})$$

Similarly, deriving T_2 with respect to p gives

$$I_4(p)^2 \frac{dT_2[f](p)}{dp} \equiv \left\{ \left(\int_0^\infty (1 - e^{-px}) x f(x) dx \right) \left(\int_0^\infty x e^{-px} f(x) dx \right) \right. \\ \left. - \left(\int_0^\infty x^2 e^{-px} f(x) dx \right) \left(\int_0^\infty (1 - e^{-px}) f(x) dx \right) \right\} \quad (\text{A7})$$

$$= \left\{ \int_0^\infty \int_0^\infty dx dy f(x) f(y) xy (1 - e^{-px}) e^{-py} - \int_0^\infty \int_0^\infty dx dy f(x) f(y) x^2 e^{-px} (1 - e^{-py}) \right\}, \quad (\text{A8})$$

$$= \frac{1}{2} \left\{ \int_0^\infty \int_0^\infty dx dy f(x) f(y) \underbrace{(y - x) [x e^{-px} (1 - e^{-py}) - y e^{-py} (1 - e^{-px})]}_{\geq 0} \right\}. \quad (\text{A9})$$

Hence, $T_2[f]$ is strictly increasing function for any f ,

$$T_2[f_0](p) \leq T_2[f_0](\infty) = \frac{M_0}{M_1}. \quad (\text{A10})$$

Finally, $T(p) = T_1(p) T_2(p) \leq 1$.

APPENDIX B: STABILITY CONDITION IN THE LAPLACE SPACE

Fig. B1 show the validity of the stability conditions obtained for the numerical integration of \hat{f} (Laplace space) in Sect. 3 .

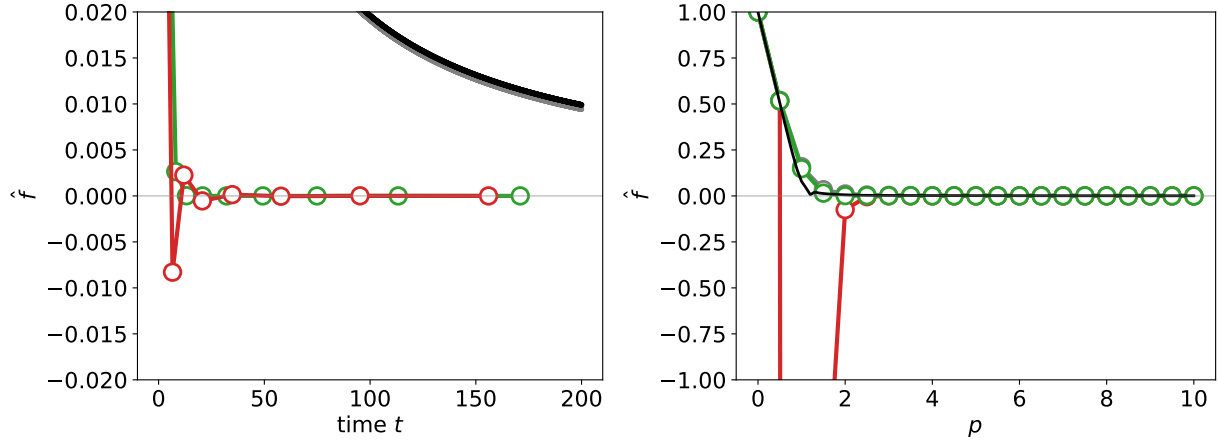


Figure B1. Left: Numerical solution of Eq. 5 obtained with a first order Euler scheme. Small grey, large green and large red dots correspond to $\Delta t = 10^{-3}\Delta t_{\text{CFL}}$, $\Delta t = 1.\Delta t_{\text{CFL}}$ and $\Delta t = 1.25\Delta t_{\text{CFL}}$, where Δt_{CFL} is given by Eq. 25 ($C^{\text{cst}} = 1$). Δt varies with time. Black solid line: analytic solution. Right: Numerical solution of Eq. 13 obtained with a first order upwind scheme, under the condition $\hat{f}(0, t) = 1$ with 20 grid points. Grey, large green and large red dots correspond to $\Delta t \simeq 0.09\Delta t_{\text{CFL}}$, $\Delta t \simeq 0.83\Delta t_{\text{CFL}}$ and $\Delta t \simeq 1.07\Delta t_{\text{CFL}}$, where $\Delta t_{\text{CFL}} = 2/3$ from Eq. 27 ($C^{\text{add}} = 1$). Black solid line: analytic solution (a better sampling in mass makes the numerical solution closer to the analytic solution).