

# Understanding Xacro Misunderstandings

Nicholas Albero , Vivek Rathi , and John-Paul Ore 

**Abstract**—The Xacro XML macro language extends the Universal Robot Description Format (URDF) and is part of a critical toolchain from geometric representations to simulation, visualization, and system execution. However, members of the robotics community, especially newcomers, struggle to troubleshoot and understand the interplay between systems and the Xacro preprocessing pipeline. To better understand how system developers struggle with Xacros, we manually examine 712 Xacro-related questions from the question and answer site [answers.ros.org](https://answers.ros.org) and find Xacro misunderstandings fit into 10 key categories using a systematic, qualitative approach called Open Coding. By examining the ‘tags’ applied to questions, we further find that Xacro problems manifest in a befuddlingly broad set of contexts. This hinders onboarding and complicates system developers’ understanding of representations and tools in the Robot Operating System. We aim to provide an empirical grounding that identifies and prioritizes impediments to users of open robotics systems, so that tool designers, teachers, and robotics practitioners can devise ways of improving robot software tooling and education.

**Index Terms**—Software Tools for Robot Programming; Methods and Tools for Robot System Design; Software-Hardware Integration for Robot Systems

## I. INTRODUCTION

A robot’s *geometric representation* [1] is a foundational building block required by nearly every robotic system. One format that encodes a robot’s geometric representation is the Unified Robot Description Format (URDF), an XML-based encoding that encompasses reference frames, spatial kinematic chains (Denavit-Hartenberg parameters [2]), linkages [3], as well as the robot’s visual appearance, among others. In the Robot Operating System (ROS) [4], a URDF file is commonly augmented with commands from the Xacro<sup>1</sup> XML Macro Language [5], and such augmented URDF files are called Xacro files. For example, Fig. 1 shows a visual representation and reference frames of a simulated Spot robot from Boston Dynamics based on the Xacro model from Clearpath Robotics [6]. Xacro commands enable an expressive power in a robot model for conditional logic, variables, and leveraging physical symmetries (a symmetry could be two robotic arms which mirror one another).

The problem is that the expressive power of Xacros incurs a steeper learning curve, and the geometric representations

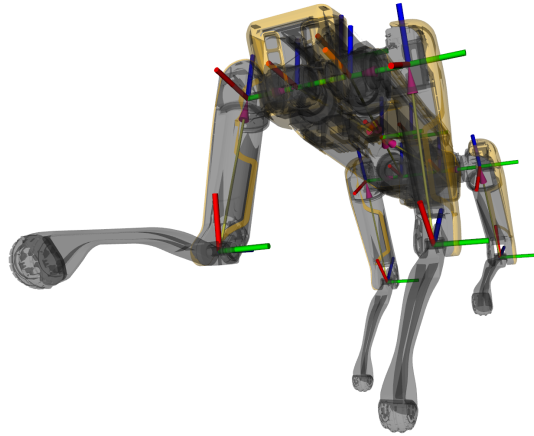


Fig. 1. *Geometric representation of Spot (Boston Dynamics) as encoded in its Xacro model (ClearPath).* source: <https://git.io/Ju5EV>

encoded in Xacros are necessary to launch most ROS systems, visualize data (RVIZ), or run simulations (GAZEBO). When facing this learning curve, newcomers to the ROS ecosystem utilize a variety of help-seeking behaviors, including high-quality, human-driven Q&A forums [7] that remain an enduring and popular way for the ROS community to share knowledge and identify domain-specific authorities [8].

Therefore, we seek to better understand Xacro misunderstandings to help ROS designers, educators, tool builders, and system developers understand the barriers to newcomers to robotic software because barriers to onboarding impacts the long-term viability of open-source ecosystems [9]. Therefore, in this work we investigate the following research questions:

**RQ<sub>1</sub>**. What are the main categories of misunderstandings about Xacros?

**RQ<sub>2</sub>**. In what contexts do Xacro misunderstandings usually occur?

To address **RQ<sub>1</sub>**, we examine a dataset of 712 questions asked on the question and answer site [answers.ros.org](https://answers.ros.org), which is used extensively by the ROS community and perform *Open Coding* [10], [11]. Open Coding has been used to study Ardupilot software bugs [12] and extended reality bugs [13], and here we categorize and summarize the misunderstandings developers have with using Xacros.

To address **RQ<sub>2</sub>**, we examine the question ‘tags’ that users self-assign to Xacro related questions and find that Xacro questions co-occur with many aspects of robotic systems, meaning that the circumstances under which Xacro related issues arise do little to isolate the issue, since other cross-cutting concerns are only evident upon an examination of the

\*This work is supported by NSF-NRI-USDA-NIFA 2021-67021-33451 and North Carolina State University Funds.

Nicholas Albero and John-Paul Ore are with the Department of Computer Science, North Carolina State University, Raleigh, NC 27695, USA (email: {njalberg, jwore}@ncsu.edu)

Vivek Rathi is with the Electrical and Computer Engineering Department, North Carolina State University, Raleigh, NC 27695, USA (email: vorathi@ncsu.edu)

<sup>1</sup>Xacro is a portmanteau of “XML” and “macros.”

Xacro related questions.

Our contributions include:

- A systematic examination of 712 Xacro related questions, resulting in 10 high-level categories of Xacro misunderstandings and a hierarchy to organize them.
- Discovering that the primary Xacro misunderstandings are syntax errors and trouble using simulation tools.
- Identifying how Xacro problems arise in a very broad range of contexts, indicating an opportunity for Q&A site editors and educators.
- A discussion of key opportunities for automated software tool builders to help developers mitigate Xacro confusion.
- Sharing a digital artifact containing all questions and our categorization of each one.

## II. BACKGROUND

Fig. 1 is a rendering of the geometric representation encoded in a Xacro file, and a snippet of that Xacro file is shown in Listing 1. Notice on lines 15, 17, and 18, there are `<xacro:>` tags that utilize a conditional to optionally include a Velodyne laser into the model.

```

1 <robot name="spot" xmlns:xacro="http://www.ros.org/
  wiki/xacro">
2   <link name="body">
3     <visual>
4       <geometry>
5         <mesh filename="package://
  spot_description/meshes/body.dae" />
6       </geometry>
7     </visual>
8     <collision>
9       <geometry>
10        <mesh filename="package://
  spot_description/meshes/
  body_collision.stl" />
11      </geometry>
12    </collision>
13  </link>
14  ...
15    <xacro:if value="$(optenv SPOT_VELODYNE 0)">
16    <!-- Use the Velodyne macro for the actual
  sensor -->
17    <xacro:include filename="$(find
  velodyne_description)/urdf/VLP-16.urdf.
  xacro" />
18    <xacro:VLP-16 parent="lidar_mount">
19      <origin xyz="$(optenv SPOT_VELODYNE_XYZ 0 0 0)"
  " rpy="$(optenv SPOT_VELODYNE_RPY 0 0 0)"
  />
20    </xacro:VLP-16>

```

Listing 1. Snippet of URDF used for *Spot* showing use of Xacros.

Developers commonly encode URDF models with additional XML tags in the XML Macro language (hereafter, ‘Xacro language’) to make URDF files easier to maintain and comprehend. These additional XML tags are called Xacro tags and belong to the XML macro language, also called Xacro.

Further, Xacro can refer to multiple things as shown in Fig. 2, including:

- `<xacro:>` tags used inside URDF files.
- a URDF file with the Xacro file suffix, indicating a URDF containing Xacro tags, which is sometimes used synonymously with the robot model itself.

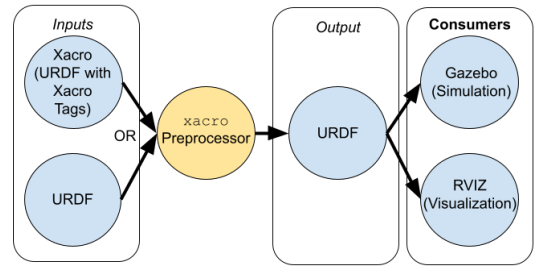


Fig. 2. Xacro pipeline showing robot model inputs and simulation / visualization consumers.

- The `xacro` executable program that interprets and dynamically creates a final URDF at robot launch time.

The Xacro format consists of XML along with a subset of embedded Python paired with a preprocessor to apply transformations from Xacro to URDF. These transformations are designed to expand, repeat, and parameterize element so as to avoid redundant expressions of angular and linear relationships between parts, which are often repeated or mirrored.

Fig. 1 shows how *Spot* has left-right symmetry about a vertical plane bisecting the length of *Spot*’s body. The diameter, location, and kinematic chain from the body to the ‘paws’ is the same except for the orientation.

Fig. 2 depicts the inputs to the Xacro preprocessor, showing how geometric representations (the URDF), possibly augmented with Xacro commands, are transformed into a transient URDF consumed by *GAZEBO* and *RVIZ*.

Xacros also support conditional logic, variables, parameters, and inline `python` code.

## III. METHODOLOGY

We follow the process shown in Fig. 3. In the figure, we start by using the built-in search capabilities of `answers.ros.org` with the keyword ‘xacro’ (case-insensitive). Note that this yields 1) questions with Xacro anywhere in the question and answer(s) and 2) questions with ‘xacro’ tags added by either the original poster or an editor. The dates of the questions we examined ranged from February 2011 to May 2021. This initial search finds 991 questions, of which we only consider the newest 712 because of time constraints.

Continuing with Fig. 3, we then examine all 712 and determine if the question pertains to Xacros, since some questions have the word ‘xacro’ somewhere on the page but it is unrelated, i.e. the question is about material rendering, but ‘xacro’ is in the name of the file containing the rendering. Filtering irrelevant questions leaves 441 questions about Xacros that we use for the Open Coding. The full list of questions and our categorization are available at <https://doi.org/10.5281/zenodo.5508367>.

Following the procedure for Open Coding, two authors familiar with ROS independently review all questions and assign each one to a category, *without determining the categories beforehand*, so that the categories ‘emerge’ from the data itself. After both authors complete their first pass over



Fig. 3. Process used to construct the question and answer corpus used in this work.

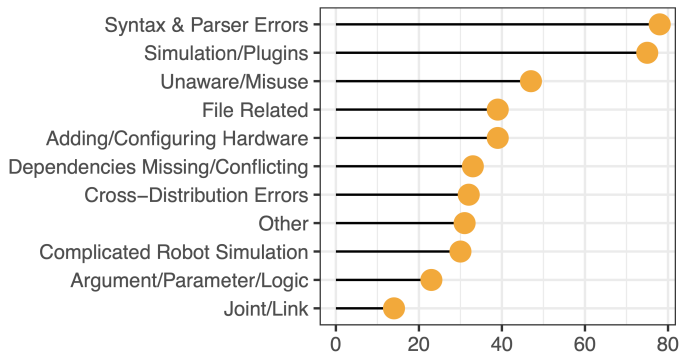


Fig. 4. Distribution of Xacro questions into categories

all questions, they make a second pass over all questions, reevaluating how questions are assigned to categories that emerged from the first pass, and consolidating or splitting categories if necessary. Then, they compare categories and discuss individual questions until all questions are assigned. Finally, one author organizes the categories into a hierarchy.

#### IV. RESULTS

In response to **RQ<sub>1</sub>**, our analysis yields 10 distinct categories from the 441 questions considered. Fig. 4 shows the counts of questions by category. As shown in the figure, syntax errors and simulations are the sources of the most common Xacro misunderstandings.

We now describe each category and include links to exemplar questions for that category. The full list of questions, copies of the downloaded pages (`wget`), and their assignments to categories is available in our artifact available at <https://doi.org/10.5281/zenodo.5508367>

##### A. **RQ<sub>1</sub>** Categories of Xacro Misunderstandings

**Syntax and Parser Errors** 18% (78/441) Syntax and parser errors happen for a variety of reasons, including when the Xacro file contains unknown tokens (typos) in the Xacro file, launch file, or `config.yaml` files; copy/paste errors; physics errors; or when specifying an incorrect path.

An example of this involves a missing `<robot>` tag in a Xacro file resulting in a GAZEBO error (<https://bit.ly/3k4zoOE>).

**Simulation** 17% (75/441). The second largest cause of issues related to Xacros has more to do with the simulator that consumes URDF files than Xacro itself. As previous empirical studies has shown, simulation software challenges are a key barrier to adoption by robotics practitioners [14]. This poses a

challenge as simulators like GAZEBO and RVIZ communicate indirectly with Xacro through the URDF that the Xacro outputs (see § II).

Even more complicated is the usage of plugins, which can cause more confusion to those unfamiliar with the exact pipeline of the ROS environment. Plugins can be loosely connected to the simulator and its associated files and thus can generate abstract errors that are not helpful to the user.

The example details a user experiencing errors in GAZEBO involving a wobbly robot. In this particular case, a frictionless joint coupled with small perturbations had a butterfly effect on the simulated model, causing undesired motion (<https://bit.ly/390rOOH>).

**Unaware or Misuse** 11% (47/441). Several flavors of this category exist, such as not being aware of Xacro entirely, not knowing how to use certain features that Xacro provides, or not understanding the structure of the simulation pipeline.

For instance, some users may not understand the way that Xacros connect with robotic simulation inside the ROS environment. They may believe the Xacro file is consumed directly by GAZEBO instead of being first converted by the `xacro` program to a URDF or SDF (see § II for the distinction).

The example shows a user editing an existing joint instead of creating a new Xacro and configuring the joint from there. Additionally, the user converts the Xacro and edits the URDF instead of continuing to work inside the Xacro, which can be more desirable and flexible (<https://bit.ly/3lbC50c>).

**File Related** 9% (39/441). These questions deal with Xacro file troubleshooting and debugging. There can be numerous underlying issues that cause a Xacro file to fail to load. As we do not have access to the entirety of a user’s code or error logs, it can be hard if not impossible to identify exactly the root cause of the error. These problems likely have to do with a user’s misunderstanding of the Xacro language.

Xacro debugging questions have to do with ways of discovering missing parameters or other issues within the file.

The example shows how a Xacro problem is encountered in GAZEBO due to the interplay between file locations in Xacro and GAZEBO (<https://bit.ly/3ho94NS>).

**Adding and Configuring Hardware** 9% (39/441). Being able to reconfigure hardware components in a simulated robotic environment is critical to running tests. A common problem is adding specific components such as custom end effectors to existing UR5 and UR10 arms. ROS Industrial provides resources in this domain, but users often face issues with obtaining the correct coordinates for the hardware as well

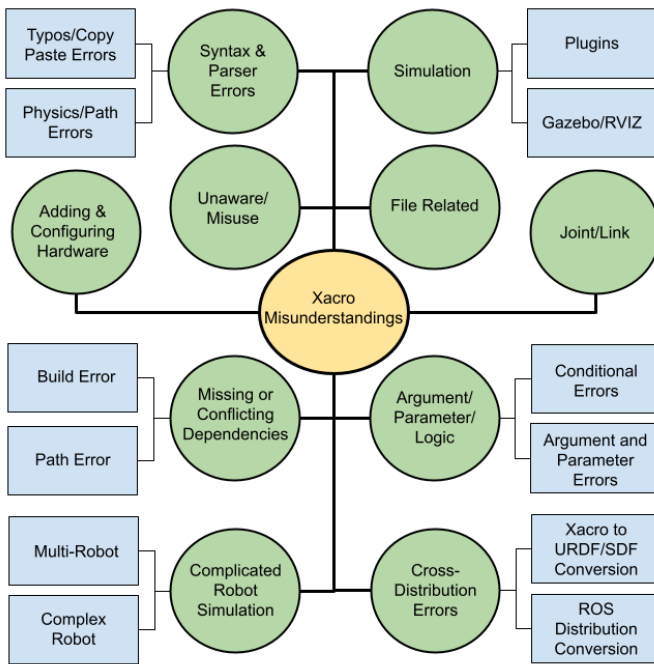


Fig. 5. Hierarchical categorization of Xacro misunderstandings

as a lack of knowledge about how to add the component to the robot model.

Other issues stem from integrating sensors such as cameras, Lidar, or sonar. Additional bugs are related to frame transformations, incorrect frames in the plugins, and incorrect attributes. Moreover, misconfiguring the Xacro files so that sensors publish on an incorrect topic name or namespace is also a prevalent issue faced by less experienced developers.

The example provides a case where a user asks for help adding a gripper to a robotic manipulator using Xacro (<https://bit.ly/3lhmHPY>).

**Missing or Conflicting Dependencies** 8% (33/441). As is common in software engineering environments and also studied in ROS, dependency bugs [15] can cause frustration and problems for users. When simulating robots, the situation is similar—there are a large variety of components that must work together in order for a simulation to run successfully.

ROS, GAZEBO, plugins for GAZEBO, and other components all rely on dependencies to be installed and kept up-to-date by their users. ROS having multiple distributions, and now versions (ROS1 and ROS2), can further complicate things.

The example involves an issue publishing frames due to how Anaconda, a Python distribution, interacts with ROS (<https://bit.ly/2XbUfHm>).

**Cross-Distribution Errors** 7% (32/441). These include problems related to converting Xacro into URDF and vice versa. The category also covers questions regarding converting a Xacro from one ROS distribution to another or ROS2. We observe that <https://github.com/ros/xacro> has had 469 commits since 2013 and has evolved with features that are not backward

compatible across ROS distributions. Evolving ROS distributions coupled with new Xacro features often leads to errors.

The example shows a user attempting to convert a Xacro to SDF. In this instance, they convert the wrong file (<https://bit.ly/3E8P0Zr>).

**Complicated Robot Simulation** 7% (30/441). Robots can be complicated. Simulating large, multi-robot systems intercommunicating to perform cooperative tasks can be daunting. Both complex individual robots and multi-robot simulations can pose challenges for robotics developers.

Complicated robots include those that use less common means of locomotion with many symmetries, such as a hexapod robot, ones with large quantities of links and joints, or specific physical constraints such as being inordinately heavy. These types of robots generally require more care when considering their models and properties.

Multi-robot systems are challenging as they generally require Xacro files for each robot which can cause confusion or complications when simulating. Issues with namespaces, transforms, maps, and robot\_description are common as the former two require separate management by each individual robot while the latter two are usually shared.

The example shows this problem—a user desires to launch multiple robots and publish their camera data to two different topics (<https://bit.ly/3Ac3x41>).

**Argument, Parameter, Logic** 5% (23/441). Argument and parameter troubleshooting involves specifically passing parameters to Xacro. This can involve questions related to Xacro recursion (a Xacro inside of a Xacro), specific syntax questions about parameters, or passing data from a launch file.

Conditional troubleshooting has to do with using `if` statements inside Xacro. This could be for file checking or for performing programmatic flow control inside a Xacro file.

The example shows a situation where a user wants to pass arguments from a launch file to Xacro (<https://bit.ly/3C3QmTs>).

**Joint and Link** 3% (14/441). Joint and link troubleshooting, the smallest major category, occurs when a user experiences errors with Xacro joints or links. Perhaps the wrong joint type was used or it was incorrectly described. This usually boils down to either a lack of understanding of the Xacro language or the physical properties of the system.

The example shows a user incorrectly using a joint type for the wheels on their robot. For situations like this, continuous joints make more sense than revolute ones (<https://bit.ly/3z3CqXx>).

**Other** 7% (31/441). Categories that make up less than 3% of the total questions reviewed are categorized as ‘other.’ This includes categories like errors specific to Python, a lack of hardware support, localization errors, users looking for Xacro alternatives, or users looking for a tool that does not currently exist in the Xacro language.

The example shows a question involving Xacro functionality. The user asks about Xacro being able to read parameters

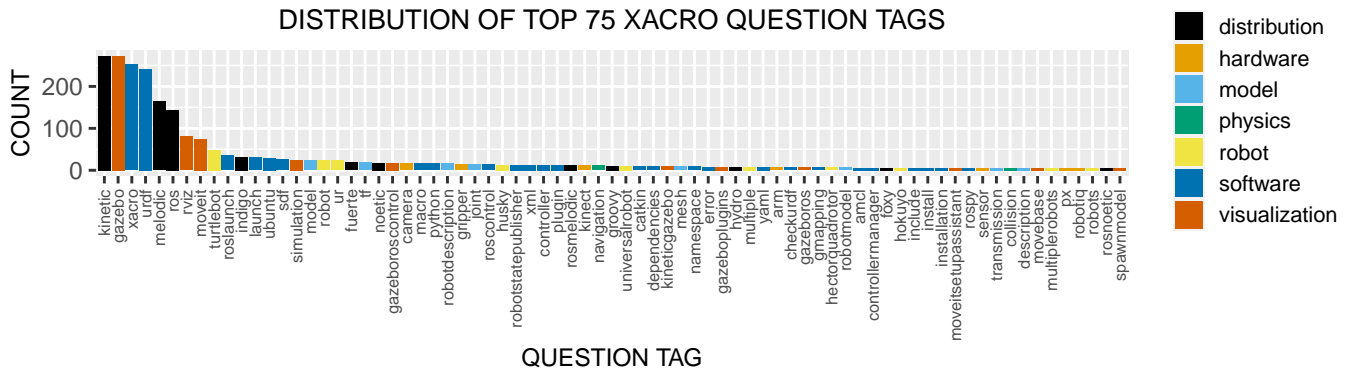


Fig. 6. ROS Answers tags in Xacro-related posts, showing the broad diversity of tags used to label Xacro questions.

from the parameter server, which was not possible at the time the question was asked (<https://bit.ly/3lfFqvj>).

Fig. 5 shows a hierarchical view of Xacro misunderstandings, with the 10 top-level categories further subdivided into the most common subcategories. The figure shows how Xacro misunderstandings cut across other concerns from syntax typos to physics errors, dependency bugs based on incorrect paths, when new hardware is added, or when the ROS distribution changes. The hierarchy in Fig. 5 shows how the challenges of evolving software and hardware intersect with the tools and formats used for geometric representation.

### B. $RQ_2$ Contexts in which Xacro Problems Manifest

We use question tags as a proxy for assessing the contexts in which a Xacro question is asked. Tags on answers.ros.org are self-assigned, so posters can add tags they feel are relevant.

The results for  $RQ_2$  are summarized by Fig. 6, which shows the wide diversity of self-applied tags for questions related to Xacros. Although there are a wide variety of tags, the tags can be organized into into similar types, as shown in the legend. This is interesting because the same kinds of tags reappear, although the Q&A site treats those as independent tags. Note that we are only showing the top 75 tags, since it would be difficult to fit all 956 Xacro related question tags on one page! The tags are intended to help organize questions by similarity, but aside from the cluster of tags around `kinetic`, `gazebo`, `xacro` (as expected), `urdf`, and `melodic`, the remaining tags do not seem to show a pattern, and the salient feature is the very long tail showing the breadth of concerns present when system developers ask questions about Xacros.

ROS Answers gives enables users to add tags to the question that they post. Tags enable the potential for better organization and aggregation of specific ideas. They can be a useful way to search the site for particular terms or topics of interest.

However, the quality and relevance of the tags used on an arbitrary post depends on the users level of expertise or experience. This leads to a large amount of tags that may not necessarily be useful or align with the question being asked.

## V. DISCUSSION

Syntax and parsing errors are the most common causes of confusion for Xacros, and text-based compiler messages have been shown to be mostly unhelpful to developers [16]. Therefore, we suggest that robot software tool builders focus on an Integrated Development Environment (IDE) extension or improvements to error messages generated by the `xacro` program. For the IDE extension, we suggest a targeted plugin specifically for the Xacro format, linked to the `xacro` program on the backend. Such an extension could statically check Xacro files and provided targeted, Xacro aware feedback while the Xacro file is being edited.

Alternatively, open-source developers seeking to improve tools in the robot software ecosystem could focus on improving feedback provided by the `xacro` preprocessor, since developers using text-based compiler tools spend 12% – 25% of their debug time reading compiler errors [17]. The Xacro questions identified in this work and included in our artifact could be a useful starting point as an initial test set.

Errors stemming from physics are trickier, as there isn’t any known way for a program or tool to identify the correct physical properties of certain objects unless specified beforehand. The same can be said about path errors, as the computer has no way to know which path was meant to be included when searching for a file.

## VI. CONCLUSIONS

In this work, we examined the ways in which Xacros are misunderstood by categorizing 441 questions from answers.ros.org and found 10 distinct categories, especially syntax and simulation errors. We hope that our work provides empirical evidence to guide robot software tool developers so that Xacro problems are easier to recognize and understand.

## ACKNOWLEDGMENTS

The authors would like to thank Samuel Hodges for rendering the `Spot` robot, and Aimee Allard for editing this manuscript.

## REFERENCES

- [1] B. Siciliano, O. Khatib, and T. Kröger, *Springer handbook of robotics*. Springer, 2008, vol. 200.
- [2] J. Denavit and R. S. Hartenberg, “A kinematic notation for lower-pair mechanisms based on matrices,” 1955.
- [3] R. Hartenberg and J. Danavit, *Kinematic synthesis of linkages*. New York: McGraw-Hill, 1964.
- [4] M. Quigley, K. Conley, B. Gerkey, J. Faust, T. Foote, J. Leibs, R. Wheeler, A. Y. Ng *et al.*, “Ros: an open-source robot operating system,” in *ICRA workshop on open source software*, vol. 3, no. 3.2. Kobe, Japan, 2009, p. 5.
- [5] S. Glaser, W. Woodall, and R. Haschke, “XACRO tool wiki page,” <http://wiki.ros.org/xacro>, 2021, [Online; accessed 12-September-2021].
- [6] C. Robotics, “Spot Description,” [https://github.com/clearpathrobotics/spot\\_ros](https://github.com/clearpathrobotics/spot_ros), 2021, [Online; accessed 11-September-2021].
- [7] F. M. Harper, D. R. Raban, S. Rafaeli, and J. A. Konstan, “Predictors of answer quality in online q&a sites,” in *Proceedings of the 2008 Conference on Human Factors in Computing Systems, CHI 2008, 2008, Florence, Italy, April 5-10, 2008*, M. Czerwinski, A. M. Lund, and D. S. Tan, Eds. ACM, 2008, pp. 865–874. [Online]. Available: <https://doi.org/10.1145/1357054.1357191>
- [8] P. Jurczyk and E. Agichtein, “Discovering authorities in question answer communities by using link analysis,” in *Proceedings of the sixteenth ACM conference on Conference on information and knowledge management*, 2007, pp. 919–922.
- [9] S. Kolak, A. Afzal, C. L. Goues, M. Hilton, and C. S. Timperley, “It takes a village to build a robot: An empirical study of the ROS ecosystem,” in *IEEE International Conference on Software Maintenance and Evolution, ICSME 2020, Adelaide, Australia, September 28 - October 2, 2020*. IEEE, 2020, pp. 430–440. [Online]. Available: <https://doi.org/10.1109/ICSME46990.2020.00048>
- [10] D. Ezzy, *Qualitative analysis*. Routledge, 2013.
- [11] J. W. Creswell and C. N. Poth, *Qualitative inquiry and research design: Choosing among five approaches*. Sage publications, 2016.
- [12] D. Wang, S. Li, G. Xiao, Y. Liu, and Y. Sui, “An exploratory study of autopilot software bugs in unmanned aerial vehicles,” in *Proceedings of the 29th ACM Joint Meeting on European Software Engineering Conference and Symposium on the Foundations of Software Engineering*, ser. ESEC/FSE 2021. New York, NY, USA: Association for Computing Machinery, 2021, p. 20–31. [Online]. Available: <https://doi-org.prox.lib.ncsu.edu/10.1145/3468264.3468559>
- [13] S. Li, Y. Wu, Y. Liu, D. Wang, M. Wen, Y. Tao, Y. Sui, and Y. Liu, “An exploratory study of bugs in extended reality applications on the web,” in *2020 IEEE 31st International Symposium on Software Reliability Engineering (ISSRE)*. IEEE, 2020, pp. 172–183.
- [14] A. Afzal, D. S. Katz, C. L. Goues, and C. S. Timperley, “A study on the challenges of using robotics simulators for testing,” *CoRR*, vol. abs/2004.07368, 2020. [Online]. Available: <https://arxiv.org/abs/2004.07368>
- [15] A. Fischer-Nielsen, Z. Fu, T. Su, and A. Wasowski, “The forgotten case of the dependency bugs: on the example of the robot operating system,” in *ICSE-SEIP 2020: 42nd International Conference on Software Engineering, Software Engineering in Practice, Seoul, South Korea, 27 June - 19 July, 2020*, G. Rothermel and D. Bae, Eds. ACM, 2020, pp. 21–30. [Online]. Available: <https://doi.org/10.1145/3377813.3381364>
- [16] B. A. Becker, P. Denny, R. Pettit, D. Bouchard, D. J. Bouvier, B. Harrington, A. Kamil, A. Karkare, C. McDonald, P. Osera, J. L. Pearce, and J. Prather, “Compiler error messages considered unhelpful: The landscape of text-based programming error message research,” in *Proceedings of the Working Group Reports on Innovation and Technology in Computer Science Education, ITiCSE 2019, Aberdeen, Scotland Uk, July 15-17, 2019*, B. Scharlau, R. McDermott, A. Pears, and M. Sabin, Eds. ACM, 2019, pp. 177–210. [Online]. Available: <https://doi.org/10.1145/3344429.3372508>
- [17] T. Barik, J. Smith, K. Lubick, E. Holmes, J. Feng, E. R. Murphy-Hill, and C. Parnin, “Do developers read compiler error messages?” in *Proceedings of the 39th International Conference on Software Engineering, ICSE 2017, Buenos Aires, Argentina, May 20-28, 2017*, S. Uchitel, A. Orso, and M. P. Robillard, Eds. IEEE / ACM, 2017, pp. 575–585. [Online]. Available: <https://doi.org/10.1109/ICSE.2017.59>