

Novel Bayesian neural network based approach for nuclear charge radii

Xiao-Xu Dong,¹ Rong An,^{2,3} Jun-Xu Lu,^{4,1,*} and Li-Sheng Geng^{1,5,6,†}

¹*School of Physics, Beihang University, Beijing 102206, China*

²*Key Laboratory of Beam Technology of Ministry of Education,
Beijing Radiation Center, Beijing 100875, China*

³*Key Laboratory of Beam Technology of Ministry of Education,
College of Nuclear Science and Technology,
Beijing Normal University, Beijing 100875, China*

⁴*School of Space and Environment, Beihang University, Beijing 102206, China*

⁵*Beijing Key Laboratory of Advanced Nuclear Materials and Physics,
Beihang University, Beijing 102206, China*

⁶*School of Physics and Microelectronics,
Zhengzhou University, Zhengzhou, Henan 450001, China*

Abstract

Charge radius is one of the most fundamental properties of a nucleus. However, a precise description of the evolution of charge radii along an isotopic chain is highly nontrivial, which only get reinforced by recent experimental measurements. In this letter, we propose a novel approach which combines a three-parameter formula and a Bayesian neural network. We find that the novel approach can describe the charge radii of all $A \geq 40$ and $Z \geq 20$ nuclei with a root-mean-square deviation about 0.015 fm. In particular, the charge radii of the calcium isotopic chain are reproduced very well, including the parabolic behavior and strong odd-even staggerings. We further test the approach for the potassium isotopes and show that it can describe well the experimental data within uncertainties.

* E-mail: ljxwohool@buaa.edu.cn

† E-mail: lisheng.geng@buaa.edu.cn

I. INTRODUCTION

Nuclear charge radius, as one of the most fundamental properties of a nucleus, plays a vital role in our understanding of the complex dynamics of atomic nuclei and in showcasing various nuclear structure phenomena, such as neutron halo [1], shape coexistence and staggering [2, 3], odd-even staggering [4], and nuclear magic numbers [5, 6]. Lately, remarkable progress has been made in measuring the charge radii of those nuclei far from the β -stability line [7–10]. Although the global features of nuclear charge radii can be easily understood, e.g., $R \propto A^{1/3}$ or $Z^{1/3}$, with Z and A the proton and mass numbers, there exists some fine structure that have remained elusive from a complete understanding, e.g., the parabolic-like behavior and strong odd-even staggering between ^{40}Ca and ^{48}Ca , and the abrupt increase from ^{48}Ca to ^{52}Ca , with the latter being a candidate of doubly magic nuclei [11–13]. The charge radii of potassium isotopes, which have been recently measured [5, 8], show similar features below and above $N = 28$ to those of calcium isotopes.

Many methods have been developed to predict nuclear charge radii, ranging from liquid drop models [14, 15], phenomenological parameterizations [16–19], sophisticated mean-field models [20–23], to ab initio calculations with chiral effective field theory interactions [24]. Most of these methods can describe the available data with a root-mean-square (RMS) deviation ranging from 0.07 to 0.02 fm. Nevertheless, none of them can provide satisfactory descriptions of the striking behavior of charge radii in calcium or potassium isotopes [8, 25]. Recently, by adding a semi-microscopic correction originating from the Cooper pair condensation, an RMF(BCS)* ansatz has been proposed to describe the charge radii of the calcium [26] and potassium [27] isotopic chains.

In recent years, machine learning methods have found wide and successful applications in physics [28–31]. In particular, Bayesian neural networks (BNNs), because of their ability to combine the strengths of artificial neural networks (ANNs) as “universal approximators” [32] and stochastic modeling, have been successfully applied to study various nuclear properties, such as masses [33, 34], incomplete fission yields [35], charge yields of fission fragments [36], β -decay half-lives [37], charge radii [38], and nuclear liquid-gas phase transition [39]. In Ref. [38], the proton number Z and mass number A of a nucleus are used as inputs to train a BNN, achieving a relatively good description of charge radii and reducing the RMS deviation by about 50% in comparison with the underlying RMF model. However, the BNN method fails to describe odd-even staggerings, in particular, those of calcium isotopes. Motivated by the success of Refs. [26, 27],

we propose to improve the BNN method using the so-called feature engineering technique to create new input features from Z and A . We will show that the refined BNN method can not only achieve a much improved description of experimental charge radii [7, 9, 10] but also can make reliable predictions for calcium and potassium isotopes with controlled uncertainties, which agree well with the latest experimental data [8, 10].

This article is organized as follows. In Sec. II, we construct the refined Bayesian neural network and explain how we categorize experimental charge radii for training and validation. Results and discussions are presented in Sec. III, followed by a short summary in Sec. IV.

II. THEORETICAL FORMALISM

Similar to Ref. [38], our purpose is to combine a phenomenological parameterization of charge radii and a Bayesian neural network to improve the description of nuclear charge radii. In our approach, the BNN is used to simulate the residuals between the theoretical predictions and the corresponding experimental data. In the following, we explain how to choose the parameterization and how to construct the BNN.

As mentioned in the introduction, a large number of microscopic and macroscopic models have been developed to describe nuclear charge radii. Although in principle, microscopic models are preferred because they contain more physics and therefore can provide not only charge radii but also many other properties, they are generally more time consuming. For our purpose, it is enough to choose a phenomenological parameterization of charge radii. In this work, we choose the isospin-dependent NP formula developed by Bóżena Nerlo-Pomorska and Krzysztof Pomorski [16]:

$$R_{NP}(Z, A) = r_A A^{\frac{1}{3}} \left[1 - b \left(\frac{N - Z}{A} \right) + \frac{c}{A} \right], \quad (1)$$

where $r_A=0.966$ fm, $b=0.182$, and $c=1.652$ [40]. This formula can describe nuclear charge radii at a level similar to the more sophisticated relativistic mean field model [38].

There are two main components in the BNN [41]: one is the artificial neural network and the other is the Bayesian inference system. As shown in Fig. 1, the artificial neural network we use is a fully connected feed-forward artificial neural network, Mathematically, it has the following

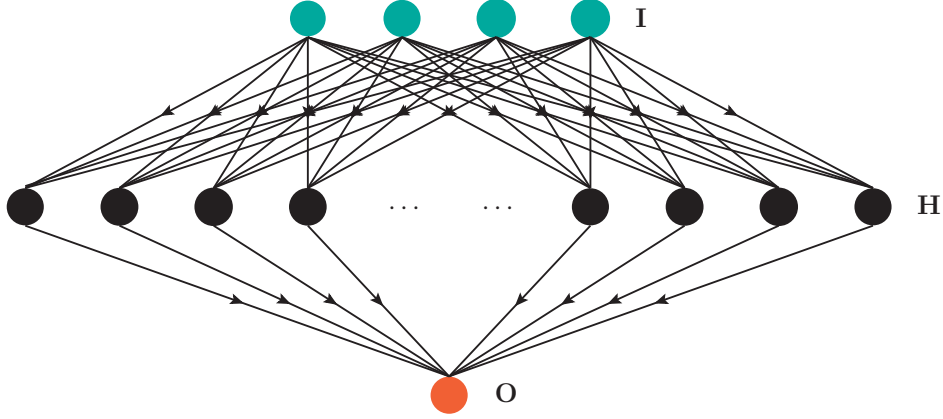


FIG. 1. Structure of the artificial neural network used in this work. The number of input neurons are 2 and 4 for the D2 and D4 models, respectively. The number of hidden layers is 1 and the number of neurons in the hidden layers is 40. These numbers are determined by trial and error as in most machine learning studies.

form:

$$f(x, \omega) = a + \sum_{j=1}^H b_j \tanh(c_j + \sum_{i=1}^I d_{ji} x_i), \quad (2)$$

where the parameters of the neural network are $\omega = a, b_j, c_j, d_{ji}$, I is the number of input layer neurons, H is the number of hidden layer neurons, and x is the set of inputs x_i . The function in Eq. (2) contains $1 + H(2 + I)$ parameters.

The Bayesian inference is based on Bayes' theorem, which reads

$$p(\omega|x, t) = \frac{p(\omega)p(x, t|\omega)}{p(x, t)}, \quad (3)$$

where $p(\omega)$ is the prior probability of the parameters of the neural network, $p(x, t|\omega)$ is the likelihood based on the actual data, $p(\omega|x, t)$ is the posterior probability calculated from the prior probability and likelihood, used to predict the unknown data, $p(x, t)$ is the marginal likelihood, and t is the set of target data t_i . Generally speaking, the prior probability encodes our knowledge on the subject under study. In the present case, we assume that all the parameters are independent from each other and obey a Gaussian distribution centered around 0 and with a width controlled by a hyperparameter for each of the four sets of parameters: $\omega = a, b, c, d$. As shown in Ref. [41], the 'gamma' probability distribution is used for the hyperparameter. Similarly, a Gaussian distribution is used for the likelihood in terms of an objective function obtained from a least-square fit to the training data:

$$p(x, t|\omega) = \exp\left(-\frac{\chi^2(\omega)}{2}\right), \quad (4)$$

with

$$\chi^2(\omega) = \sum_{i=1}^N \left(\frac{t_i - f(x_i, \omega)}{\Delta t_i} \right)^2, \quad (5)$$

where, N is the number of training data. The noise error Δt_i is an important quantity in the Bayesian method. However, it was usually simplified by taking a fixed value or sampled from a prior distribution [34], both of which do not contain much physics. In this work, we use the experimental uncertainties of charge radii as noise errors.

Different from Ref. [38], where only the proton number and mass number of a nucleus are used as inputs to predict its charge radius, we propose to enlarge the number of inputs using feature engineering. Such a method could be referred to as a physically motivated BNN method. It is well known that for many isotopes, such as the calcium and potassium isotopes, charge radii exhibit strong odd-even staggerings. In Refs. [26, 27], such staggerings are related to the so-called Cooper pair condensation or pairing interaction. Inspired by the successful description of calcium [26] and potassium [27] charge radii, we construct from Z and N two more inputs, i.e., δ and P , which are defined as

$$\delta = \frac{(-1)^Z + (-1)^N}{2}, \quad (6)$$

$$P = \frac{\nu_p \nu_n}{\nu_p + \nu_n}. \quad (7)$$

The pairing term δ is related to nuclear pairing effects and the promiscuity factor P [42, 43] is related to shell closure effects. In the definition of P , $\nu_{p(n)}$ is the difference between the proton (neutron) number of a particular nucleus and the nearest magic number. In this work, the neutron and proton magic numbers are taken as $Z = 8, 20, 28, 50, 82, 126$ and $N = 8, 20, 28, 50, 82, 126, 184$ [44].

With these two more inputs, the input data for the refined BNN model are $x \equiv (Z, A, \delta, P)$. The target data are $\delta R_{ch} = R_{\text{exp.}} - R_{\text{NP}}$, i.e., the residuals between experimental data and theoretical predictions of charge radii given by the NP formula.

Unlike other artificial neural networks, the parameters of BNN after training obey a posterior probability. Therefore, the Bayesian predictions for the target data are:

$$\langle f_n \rangle = \int f(x_n, \omega) p(\omega | x, t) d\omega = \frac{1}{K} \sum_{k=1}^K f(x_n, \omega_k), \quad (8)$$

where $\langle f_n \rangle$ are the Bayesian predictions, $x_n = (Z_n, A_n, \delta_n, P_n)$ are the input data, $f(x_n, \omega)$ are the neural network predictions for $\delta R_{ch}(Z_n, A_n)$ for a given set of parameters ω , and K is the

total number of effective samples. In this work, we use the Markov Chain Monte Carlo (MCMC) method [41] to obtain the Bayesian predictions. As far as the MCMC method has been used, the marginal likelihood $p(x, t)$ can be ignored. A distinct advantage of BNNs is that they can provide a proper estimate of confidence intervals (CI) :

$$\Delta = \sqrt{\langle f_n^2 \rangle - \langle f_n \rangle^2}, \quad (9)$$

where $\langle f_n^2 \rangle$ is obtained following the same procedure as in obtaining $\langle f_n \rangle$.

III. RESULTS AND DISCUSSIONS

In this work, inspired by Refs. [26, 27], we propose a physically motivated BNN model to study nuclear charge radii and to check whether one can reproduce some of the known fine structure and make reliable predictions.

For very light nuclei, because of their small mass and large fluctuation in charge distribution, it is often argued that regarding charge radii as bulk properties is of little meaning [17, 19]. Therefore, we only study those nuclei with $A \geq 40$ and $Z \geq 20$. For the training set, we include the experimental data given in Ref. [7], which consist of in total 820 data. The more recent experimental data [9, 10], containing 113 data for nuclei with $A \geq 40$ and $Z \geq 20$, are used as the validation set to test the predictive power of our BNN model. The entire set combines the training and validation sets and contains 933 nuclear charge radii.

For the sake of easy reference, we use ‘‘D4’’ to denote the model combining the NP formula and the 4-input neurons BNN, and ‘‘D2’’ the model combining the NP formula and the 2-input neurons BNN. It should be noted that the D2 model is similar to the BNN model of Ref. [38] except some details. Since the input data and target data have been determined, we can use them to train the BNN. To quantify the extent of the BNN refinement of the NP formula, we compute the RMS deviation between the D4(D2) outputs and experimental data:

$$\sigma_v = \sqrt{\frac{1}{N_v} \sum_{i=1}^{N_v} \left(R_i^{(\text{exp})} - R_i^{(\text{theo.})} \right)^2} \quad (10)$$

where N_v is the total number of charge radii used in the validation set. The RMS deviation of the training set and the entire set can be calculated in the same way. The corresponding results for the NP formula, D2, and D4 models are displayed in Table I for the three data sets, i.e., the training set, the validation set, and the entire set.

TABLE I. RMS deviations of charge radii predictions by the NP formula, D2 and D4 models.

RMS deviation	Training set	Validation set	Entire set
$\sigma^{(D2)}$	0.0161	0.0250	0.0174
$\sigma^{(D4)}$	0.0143	0.0187	0.0149
$\sigma^{(NP)}$	0.0394	0.0300	0.0384
$\frac{\sigma^{(NP)} - \sigma^{(D2)}}{\sigma^{(NP)}}$	0.59	0.16	0.55
$\frac{\sigma^{(NP)} - \sigma^{(D4)}}{\sigma^{(NP)}}$	0.64	0.38	0.61

As expected, the D4 model achieves the least RMS deviation, which is only about 36% of that of the NP formula for the training set. Similar improvement is also found for the D2 model. For the validation set, the RMS deviation of the D4 model is only larger by about 31%, while that of the D2 model increases by 55%. Interestingly and somehow unexpectedly, the NP formula describes the validation set better than the training set. We note by passing that in Ref. [19], the modified NP formula which uses δ and P as two more degrees of freedom achieves an RMS deviation of about 0.0223, which should be compared with 0.0143 achieved by our D4 model. .

For the charge radii of all the nuclei in the entire set, the difference between the theoretical results of the NP formula and the D4 model and the experimental data are illustrated in Fig. 2. It can be clearly seen that in comparison with the NP formula, the D4 model improves greatly the description of nuclear charge radii.

Although the BNN models with 4 and 2 input neurons seem to describe the training set at a similar level, because of the extra information, “features”(δ and P), contained in the D4 model, it is expected to better describe some fine structure of charge radii, e.g., the odd-even staggerings of charge radii of calcium isotopes. This is indeed the case, as shown in Fig. 3. There are several features about the charge radii of calcium isotopes which pose great challenges to current theoretical models as summarized in Ref. [26]. First, the charge radii of ^{40}Ca and ^{48}Ca are quite close to each other. Second, the odd-even staggerings are very strong in the $A < 48$ region and an unexpected large increase is observed in the $A > 48$ region [7, 25, 45].

As can be seen from Fig. 3, the dependence of the charge radii on the mass number predicted by the NP formula is almost linear, which fails to give a satisfactory description of the experimental

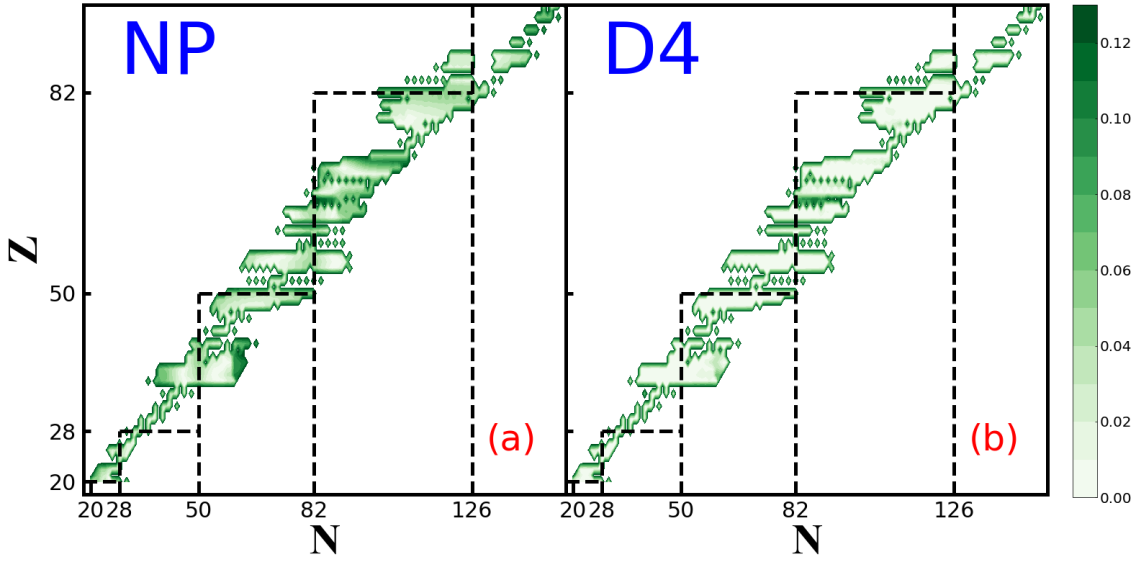


FIG. 2. Predictions for the residuals between the experimental charge radii and the NP formula [16, 40] (a) and the D4 model (b) predictions.

data. With 2-input neurons (Z, A), the D2 model describes much better the experimental data but still fails to reproduce the large odd-even staggering, as found by Utama et al. [38]. With 4-input neurons (Z, A, δ, P), the D4 model describes the data much better, in particular, the odd-even effects of the training set ($40 \leq A \leq 48$). Both the D2 and D4 models predict a large increase of the charge radii in the $A \geq 49$ region. The predicted charge radii for $^{49,51,52}\text{Ca}$ are in good agreement with the experimental data, which demonstrates the predictive power of artificial neural networks. Nevertheless, we note that the predicted odd-even staggerings by the D4 model for the nuclei with $36 \leq A \leq 39$ are a bit strong in comparison with the data.

In the lower panels of Fig. 3, we compare the odd-even staggerings Δ_r defined by

$$\Delta_r(N, Z) = \frac{1}{2} [R(N-1, Z) - 2R(N, Z) + R(N+1, Z)] \quad (11)$$

where $R(N, Z)$ is the RMS charge radius for the nucleus with neutron number N and proton number Z . It is clear that neither the NP results nor the D2 results show any odd-even staggerings while the D4 results are in perfect agreement with data. The predictions shown in the grey area, however, suffer from relatively large uncertainties.

It should be noted that the results for calcium isotopes are not completely predictions because the charge radii of some isotopes are used already for training the BNN model. In order to further

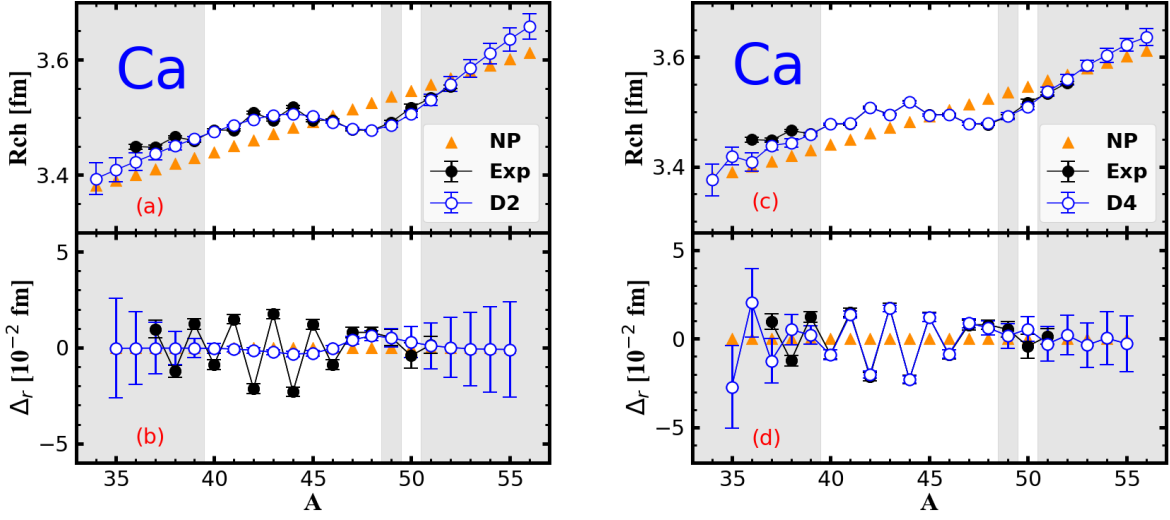


FIG. 3. Charge radii (a, c) and Δ_r (b, d) of calcium isotopes predicted by the NP formula [16, 40], D2 and D4 models, in comparison with the experimental data [7, 10]. The data in the grey area are predictions, i.e., they are not contained in the training set.

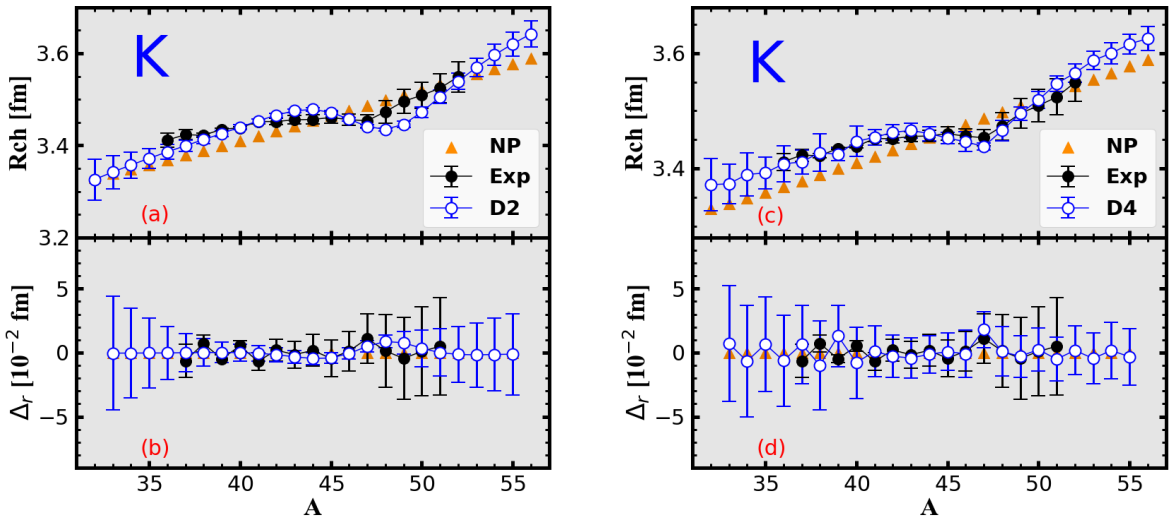


FIG. 4. Charge radii (a, c) and Δ_r (b, d) of the potassium isotopes predicted by the NP formula [16, 40], D2 and D4 models, in comparison with the experimental data [7, 8, 10].

verify the predictive power of the D2 and D4 models, we calculate the charge radii of potassium isotopes, none of which are used in the training process of our BNN models. The results are shown in Fig. 4. Somehow surprisingly, the predictions of the D4 model are in very good agreement with the experimental data. It can be seen from Fig. 4 that most experimental data are within the uncertainties of the D4 model, which implies that the charge radii predictions and corresponding uncertainties given by the D4 model are quite reasonable.

Similar to the calcium isotopic chain, neither the NP predictions nor the D2 predictions show any odd-even staggerings while the corresponding results of the D4 model show strong odd-even staggerings, which agree with the experimental data.

IV. SUMMARY AND OUTLOOK

We built a hybrid model which combines a 3-parameter parameterization and the flexibility of a Bayesian neural network (BNN) to study nuclear charge radii. We show that with physically motivated features, i.e., pairing and shell effects, one can achieve an unprecedented description of nuclear charge radii. Compared to the three-parameter parameterization, the RMS deviation achieved by the hybrid model is lower by nearly 40%. In particular, the strong odd-even staggerings of calcium isotopes are described very well. In addition, the predictions of the hybrid approach are shown to be in very good agreement with data for potassium isotopes. Another advantage of the hybrid approach is that it can give an estimate of theoretical uncertainties.

The comparison with 2 and 4 input neurons demonstrated that providing more physical information to the BNN is crucial for the success of the hybrid approach. This should be explored for scenarios where data are limited, which are often the case in nuclear physics.

V. ACKNOWLEDGEMENTS

This work was partly supported the National Natural Science Foundation of China (NSFC) under Grants No. 11975041, No.11735003, and No.11961141004. Rong An is supported in part by the Reform and Development Project of Beijing Academy of Science and Technology under

- [1] W. Nortershauser et al., Phys. Rev. Lett. **102**, 062503 (2009), arXiv:0809.2607 [nucl-ex].
- [2] X. F. Yang et al., Phys. Rev. Lett. **116**, 182502 (2016), [Addendum: Phys.Rev.Lett. 116, 219901 (2016)], arXiv:1604.03316 [nucl-ex].
- [3] B. A. Marsh et al., Nature Phys. **14**, 1163 (2018).
- [4] R. P. de Groote et al., Nature Phys. **16**, 620 (2020), arXiv:1911.08765 [nucl-ex].
- [5] K. Kreim et al., Phys. Lett. B **731**, 97 (2014), arXiv:1310.5171 [nucl-ex].
- [6] C. Gorges et al., Phys. Rev. Lett. **122**, 192502 (2019).
- [7] I. Angeli and K. P. Marinova, Atom. Data Nucl. Data Tabl. **99**, 69 (2013).
- [8] A. Koszorús et al., Nature Phys. **17**, 439 (2021), [Erratum: Nature Phys. 17, 539 (2021)], arXiv:2012.01864 [nucl-ex].
- [9] T. Day Goodacre et al., Phys. Rev. Lett. **126**, 032502 (2021), arXiv:2012.13802 [nucl-ex].
- [10] T. Li, Y. Luo, and N. Wang, Atom. Data Nucl. Data Tabl. **140**, 101440 (2021).
- [11] A. Huck, G. Klotz, A. Knipper, C. Miehé, C. Richard-Serre, G. Walter, A. Poves, H. L. Ravn, and G. Marguier, Phys. Rev. C **31**, 2226 (1985).
- [12] F. Wienholtz et al., Nature **498**, 346 (2013).
- [13] M. Rosenbusch et al., Phys. Rev. Lett. **114**, 202501 (2015), arXiv:1506.00520 [nucl-ex].
- [14] C. F. V. Weizsacker, Z. Phys. **96**, 431 (1935).
- [15] B. A. Brown, C. R. Bronk, and P. E. Hodgson, J. Phys. G **10**, 1683 (1984).
- [16] B. Nerlo-Pomorska and K. Pomorski, Z. Phys. A **348**, 169 (1994), arXiv:nucl-th/9401015.
- [17] S. Q. Zhang, J. Meng, S. G. Zhou, and J. Y. Zeng, Eur. Phys. J. A **13**, 285 (2002), arXiv:nucl-th/0107040.
- [18] N. Wang and T. Li, Phys. Rev. C **88**, 011301 (2013), arXiv:1307.2315 [nucl-th].
- [19] Z. Sheng, G. Fan, J. Qian, and J. Hu, Eur. Phys. J. A **51**, 40 (2015).
- [20] L.-S. Geng, H. Toki, and J. Meng, Prog. Theor. Phys. **113**, 785 (2005), arXiv:nucl-th/0503086.
- [21] S. Goriely, N. Chamel, and J. M. Pearson, Phys. Rev. C **93**, 034337 (2016).
- [22] D. Peña Arteaga, S. Goriely, and N. Chamel, Eur. Phys. J. A **52**, 320 (2016).
- [23] P. Sarriguren, Phys. Rev. C **100**, 054306 (2019), arXiv:1911.04313 [nucl-th].

- [24] A. Ekström, G. R. Jansen, K. A. Wendt, G. Hagen, T. Papenbrock, B. D. Carlsson, C. Forssén, M. Hjorth-Jensen, P. Navrátil, and W. Nazarewicz, *Phys. Rev. C* **91**, 051301 (2015), arXiv:1502.04682 [nucl-th].
- [25] R. F. Garcia Ruiz *et al.*, *Nature Phys.* **12**, 594 (2016), arXiv:1602.07906 [nucl-ex].
- [26] R. An, L.-S. Geng, and S.-S. Zhang, *Phys. Rev. C* **102**, 024307 (2020), arXiv:2005.00141 [nucl-th].
- [27] R. An, S.-S. Zhang, L.-S. Geng, and F.-S. Zhang, (2021), arXiv:2106.02279 [nucl-th].
- [28] G. Carleo, I. Cirac, K. Cranmer, L. Daudet, M. Schuld, N. Tishby, L. Vogt-Maranto, and L. Zdeborová, *Rev. Mod. Phys.* **91**, 045002 (2019), arXiv:1903.10563 [physics.comp-ph].
- [29] D. Bourilkov, *Int. J. Mod. Phys. A* **34**, 1930019 (2020), arXiv:1912.08245 [physics.data-an].
- [30] E. A. Bedolla-Montiel, L. C. Padierna, and R. Castañeda Priego, *J. Phys. Condens. Matter* **33**, 053001 (2021), arXiv:2005.14228 [physics.comp-ph].
- [31] P. Bedaque *et al.*, *Eur. Phys. J. A* **57**, 100 (2021).
- [32] K. Hornik, M. Stinchcombe, and H. White, *Neural Networks* **2**, 359 (1989).
- [33] R. Utama, J. Piekarewicz, and H. Prosper, *Phys. Rev. C* **93**, 014311 (2016), arXiv:1508.06263 [nucl-th].
- [34] Z. M. Niu and H. Z. Liang, *Phys. Lett. B* **778**, 48 (2018), arXiv:1801.04411 [nucl-th].
- [35] Z.-A. wang, J. Pei, Y. Liu, and Y. Qiang, *Phys. Rev. Lett.* **123**, 122501 (2019), arXiv:1906.04485 [nucl-th].
- [36] C. Y. Qiao, J. C. Pei, Z. A. Wang, Y. Qiang, Y. J. Chen, N. C. Shu, and Z. G. Ge, *Phys. Rev. C* **103**, 034621 (2021), arXiv:2102.09314 [nucl-th].
- [37] Z. M. Niu, H. Z. Liang, B. H. Sun, W. H. Long, and Y. F. Niu, *Phys. Rev. C* **99**, 064307 (2019), arXiv:1810.03156 [nucl-th].
- [38] R. Utama, W.-C. Chen, and J. Piekarewicz, *J. Phys. G* **43**, 114002 (2016), arXiv:1608.03020 [nucl-th].
- [39] R. Wang, Y.-G. Ma, R. Wada, L.-W. Chen, W.-B. He, H.-L. Liu, and K.-J. Sun, *Phys. Rev. Res.* **2**, 043202 (2020), arXiv:2010.15043 [nucl-th].
- [40] T. Bayram, S. Akkoyun, S. O. Kara, and A. Sinan, *Acta Phys. Polon. B* **44**, 1791 (2013).
- [41] R. M. Neal, New York: Springer (1996).
- [42] R. F. Casten, D. S. Brenner, and P. E. Haustein, *Phys. Rev. Lett.* **58**, 658 (1987).
- [43] R. F. Casten and N. V. Zamfir, *Journal of Physics G: Nuclear and Particle Physics* **22**, 1521 (1996).
- [44] M. W. Kirson, *Nuclear Physics A* **798**, 29 (2008).

- [45] A. J. Miller, K. Minamisono, A. Klose, D. Garand, C. Kujawa, J. D. Lantis, Y. Liu, B. Maaß, P. F. Mantica, W. Nazarewicz, W. Nörtershäuser, S. V. Pineda, P.-G. Reinhard, D. M. Rossi, F. Sommer, C. Sumithrarachchi, A. Teigelhöfer, and J. Watkins, *Nature Phys.* **15**, 432 (2019).